

Vibrant colors with contemporary styling are not the only features that position the Invacare® Pronto™ M91™ power wheelchair with SureStep™ in a class of its own. Complete with center-wheel drive performance, high-speed motors and a 300-pound weight capacity, the Pronto M91 with SureStep appeals to consumers with an active lifestyle. Innovative SureStep technology makes negotiating thresholds and transitions up to three inches high effortless in the M91 while maintaining the stability of six wheels on the ground. Offering excellent maneuverability, SureStep technology and a maximum speed of 6.5 mph, the Pronto M91 is sure to be preferred by consumers on the go.



#### FEATURES

- SureStep technology for smooth driving over thresholds and transitions up to three-inches in height
- Contemporary design with choice of Candy Red, Deep Blue or Magic Black shroud colors
- True center-wheel-drive for intuitive driving and tight overall turning radius
- Six wheels on the ground provide optimum stability
- Fully programmable MKIV™-R11™ electronics for maximum function and precise driver control
- Semi-recline van seats or full-recline van seats for style and comfort with flip-up adjustable height- and width arms
- Rehab seat frame available for additional positioning requirements
- Powerful 650-watt, high-torque motors for reliable performance
- Regenerative braking and automatic motor locks for dependable stopping
- On-board charger for convenience
- 300 lb. weight capacity, with 400 lb. option

## SureStep™ Technology

SureStep technology provides optimum traction and stability as the Pronto M91 drives over transitions and thresholds of up to three inches or negotiates uneven terrain. The high torque of the motors lifts the front casters to accommodate changes in height for a smooth, less jarring ride over rough surfaces. SureStep technology allows six wheels to remain in contact with the ground to maximize performance, improve stability and enhance comfort for a more controllable power chair.



Front casters automatically lift up to accommodate transitions up to three-inches for a smooth and controllable ride.



SureStep design flexes to maintain drive-wheel traction while driving over transitions.


## Center-Wheel Drive

Center-wheel drive positions the drive wheels directly beneath the consumer's center-of-gravity, providing a much more intuitive driving experience and a tight overall turning radius of 21.5" for accessibility.



Six wheels remain on the ground for maximum stability, providing a true center-wheel drive position for improved maneuverability and accessibility.

## Van Seat Upholstery



Grey cloth




Grey vinyl



Tan vinyl


## Shroud Colors



Candy Red



Deep Blue



Magic Black



Yes, you can.™



Rehab seat for consumers with more advanced positioning needs.

Invacare Corporation  
www.invacare.com

**USA**

One Invacare Way  
Elyria, Ohio  
44035-4190  
(800) 333-6900

**Canada**

570 Matheson Blvd. E.,  
Unit 8  
Mississauga, Ontario  
L4Z 4G4 Canada  
(800) 668-5324

Invacare is a registered trademark and Yes, you can., M91, Pronto, RII, SureStep and MKIV are trademarks of Invacare Corporation. Specifications are subject to change without notification.

© 2002

Invacare Corporation  
Form No. 02-083

### Specifications

**Overall dimensions**

Lengths (with footboard folded)	39"
Lengths (with footboard down)	40" - 42"
Width (excluding joystick)	25.9"
Heights	37" - 48"

Seat dimensions	Van seat		
	Semi-recline	Full-recline	Adjustable Back (ASBA)
Widths	18" - 22"	18" - 22"	16" - 24"
Depths	16" - 18"	18" - 20"	16" - 22"
Overall Height	37" - 40"	40" - 50"	35" - 43"
Back height	18"	21"	16" - 20"
with headrest	25"	28"	n/a
Back angle	80° - 115°	80° - 180°	80° - 100°

**Seat-to-floor height**

Van	range
ASBA	21" - 23"
	18.5" - 21"

**Weight**

With batteries	258 lb.
Without batteries	183 lb.

**Wheel and caster sizes**

Front casters	6" x 1.3"
Drive wheels	14" x 3"
Rear casters	6" x 1.3"

**Maximum speed**

Maximum speed	6.5 mph
---------------	---------

**Incline capability**

Incline capability	9°
--------------------	----

**Weight capacity**

Weight capacity	300 lb. (400 lb option)
-----------------	-------------------------

**Turning radius**


Front (with footboard down)	19.5"
Rear	21.5"

**Ground clearance**

Ground clearance	3.8"
------------------	------

**Warranties**

Base frame	60 months
Seat frame	60 months
Electronics	12 months
Motor/gearbox	18 months



"Invacare says 'Yes, you can,' and I couldn't have said it better myself."

Invacare®  
Pronto™ M91™  
Power  
Wheelchair

Invacare® Pronto™ M91™ Power Wheelchair



Yes, you can.™