

**Tarsys®
Tilt Only (2GT™)
Recline Only (2GR™)
Tilt and Recline (2GTR™)**

**For 2G/3G Storm Series® RWD
and Arrow® FWD
Power Wheelchairs**



Yes, you can.

Parts Catalog Usage Guide

The information contained in this document is subject to change without notice. This catalog contains service parts for Form No. 99-150. If you have any questions regarding this catalog, please contact one of our Customer Service Representatives.

For Customer Service Support Call:

1-800-333-6900

For Faxed In Orders Call:

1-800-678-4682 or

1-440-366-0709

For Technical Service Call:

1-800-832-4707

Literature Can Be Found at:

www.invacare.com or

1-800-828-6272

SYMBOL DEFINITION

Throughout this catalog you will notice letters to draw your attention to specific footnotes which are located at the bottom of the page or below specified charts.

Examples:

A,B,C etc. = Special Comments

NOTE: = General information pertaining to that specific page

NLA = No Longer Available

HARDWARE MEASUREMENTS

The measurements for the hardware will be listed as follows:

Screws, Bolts Diameter X Thread Count/Pitch X Length

Washers Inside Diameter X Outside Diameter X Thickness

Spacers Inside Diameter X Outside Diameter X Length

For your convenience, we have supplied an area for you to list your Invacare Representatives.

Name	Phone Numbers

© 2022 Invacare Corporation. Elyria, Ohio. Invacare, Yes, you can., the Blue Medallion Design, Storm Series, Arrow, Silhouette, Contour U, and Arrow are registered trademarks and 2GT, 2GR, 2GTR, MKIV, Infinity, and Personal Back are trademarks of Invacare Corporation.

Otto Bock is a registered trademark owned by Otto Bock Orthopaedische Industrie GMBH & Co.. JAY Back is a registered trademark of Sunrise Medical HHG, Inc. Corporation

TABLE of CONTENTS

Description	Page Number
Accessories - Arm Pads - Otto Bock	142
Accessories - Back Hardware (Infinity, Personal, JAY, Silhouette, Contour U Backs w/ Extruded Canes) (Profile Back w/ 7/8" Round Canes)	154
Accessories - Headrest Support Assembly - A.B.S. Curved and Profile Back	144
Accessories - Lateral Support Assembly	146
Accessories - Miscellaneous	159
Accessories - Power Wheelchair Tool Kit	157
Accessories - Vent Tray Assembly - FWD	151
Accessories - Vent Tray Assembly - RWD	148
Arms - 2GR & 2GTR	82
Arms - 2GT	79
Backs - A.B.S. Curved w/o Hardware - 2GR/2GTR w/ V.S.R. (After 4/20/03)	67
Backs - A.B.S. Curved w/o Hardware - 2GR/2GTR w/ V.S.R. (Before 4/21/03)	59
Backs - A.B.S. Curved w/o Hardware - 2GT (After 10/31/00)	53
Backs - A.B.S. Curved w/o Hardware - 2GT (Before 11/1/00)	45
Backs - Mounting Hardware - A.B.S. Curved & Profile	74
Backs - Profile w/o Mounting Hardware	72
Backs - V.S.R. Actuator Motor & Mounting Hardware - 2GR and 2GTR	77
Canes - Back & Spreader Bar Assembly - Recline Only & Tilt/ Recline	42
Canes - Back & Spreader Bar Assembly - Tilt Only	37
Canes - Back (7/8" Round) & Spreader Bar Assembly - 2GT	40
Electronics - Mid-Line Swing Bracket Assembly	135

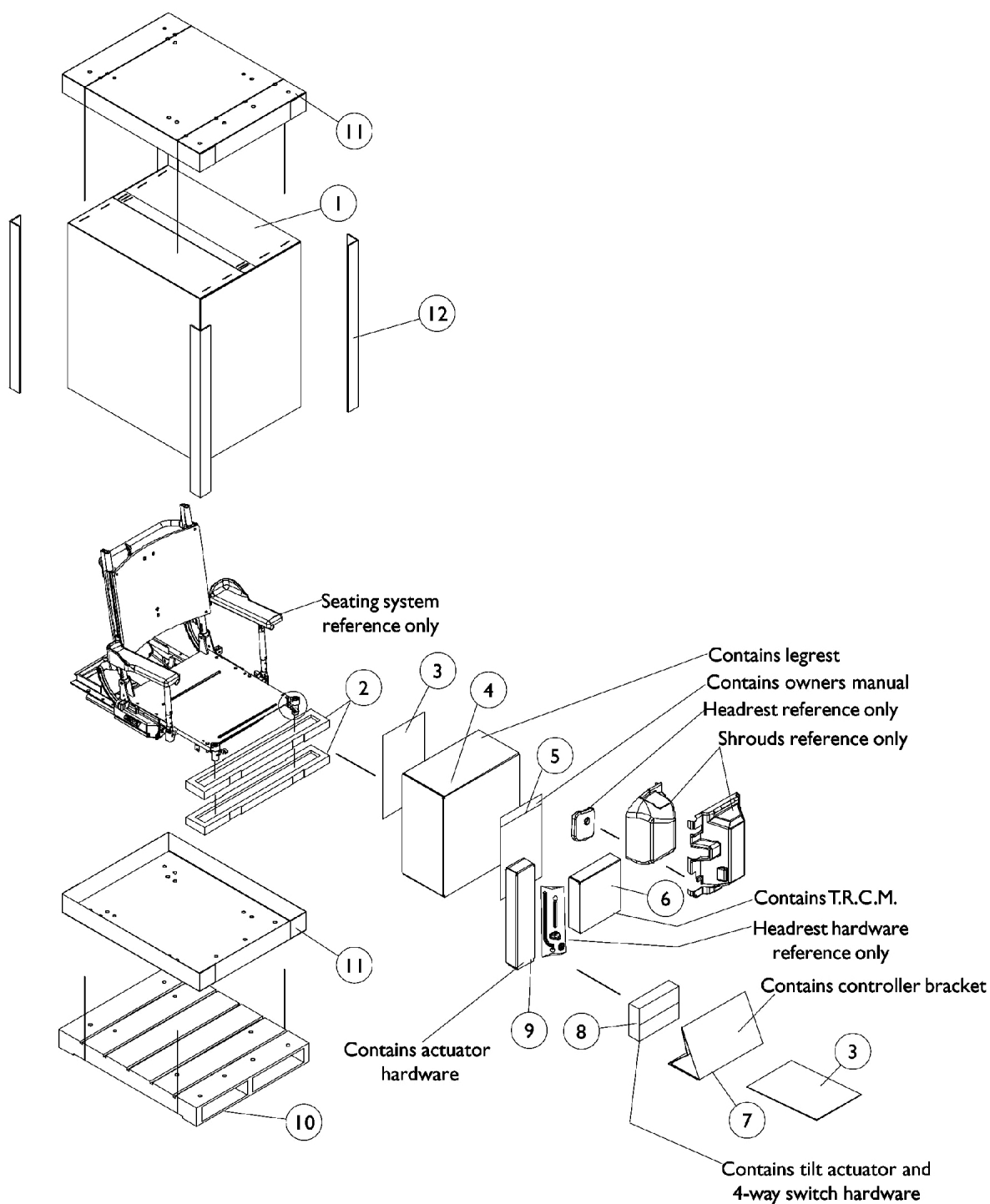
TABLE of CONTENTS

Description	Page Number
Electronics - MKIV TRCM 2G, MKIV TAC & 4-Way Switch	128
Electronics - MKIV TRCM 2G, MKIV TAC & 4-Way Switch For TRBKTS Option	131
Electronics - Quad Link (After 10/30/05)	140
Electronics - Quad Link (Before 10/31/05)	137
Electronics - Tilt Recline Single Switch (TRSS)	126
Electronics - Tilt/Recline Potentiometers & Hardware	133
Frame - Base Interface Hardware - 2GR - FWD	20
Frame - Base Interface Hardware - 2GR - RWD	9
Frame - Base Interface Hardware - Includes Tilt Actuator - 2GT/2GTR - FWD	18
Frame - Base Interface Hardware - Includes Tilt Actuator - 2GT/2GTR - RWD	13
Frame - Base Interface Hardware w/ TRBKTS Option - 2GR - RWD	11
Frame - Base Interface w/ TRBKTS Option - Includes Tilt Actuator - 2GT/2GTR - RWD	15
Frame - Center Seat Assembly - 2GT	26
Frame - Center Seat Assembly - Includes Recline Actuator - 2GR	28
Frame - Center Seat Assembly - Includes Recline Actuator - 2GTR	30
Frame - Center Seat Attaching Hardware - RWD & FWD	24
Frames - Side	22
Front Pivot Bracket & Links Kit	32
Front Riggings - Front Rigging Hanger Assembly - Sector, Pin and Genius Style	90
Front Riggings - Legrest Support Push Rod Assembly	124
Front Riggings - Legrest Supports - Mechanical - AT5544P	92

TABLE of CONTENTS

Description	Page Number
Front Riggings - Legrest, Genius (Mechanical)	95
Front Riggings - Power Articulating Legrest - ELRPW (5/1/02-7/26/04)	106
Front Riggings - Power Articulating Legrest - ELRPW (After 7/26/04)	110
Front Riggings - Power Articulating Legrest - POWELR18/POWELR20 (Before 9/15/01)	99
Front Riggings - Power Articulating Legrest Kits - ELRPW (5/1/02-7/26/04)	121
Front Riggings - Power Articulating Legrest Kits - ELRPW (After 7/26/04)	123
Front Riggings - Power Articulating Legrest Kits - POWELR18/POWELR20 (Before 9/15/01)	116
Front Riggings - Power Articulating/Non-Articulating Legrest Harnesses & Hardware	113
Front Riggings - Power Non-Articulating Legrest - POWELR18/POWELR20 (9/15/01-4/30/02)	103
Front Riggings - Power Non-Articulating Legrest Kits - POWELR18/POWELR20 (9/15/01-4/30/02)	119
Label Locations For TRBKTS Option	7
Packaging & Literature	5
Seat Pan	34
Seat Pan Mounting Hardware	35
Shroud Covers - Controller	87
Shroud Covers - Rear - Side - Lower Seat & V.S.R. Actuator Cover	85
TRBKTS Option Clarification Reference	8

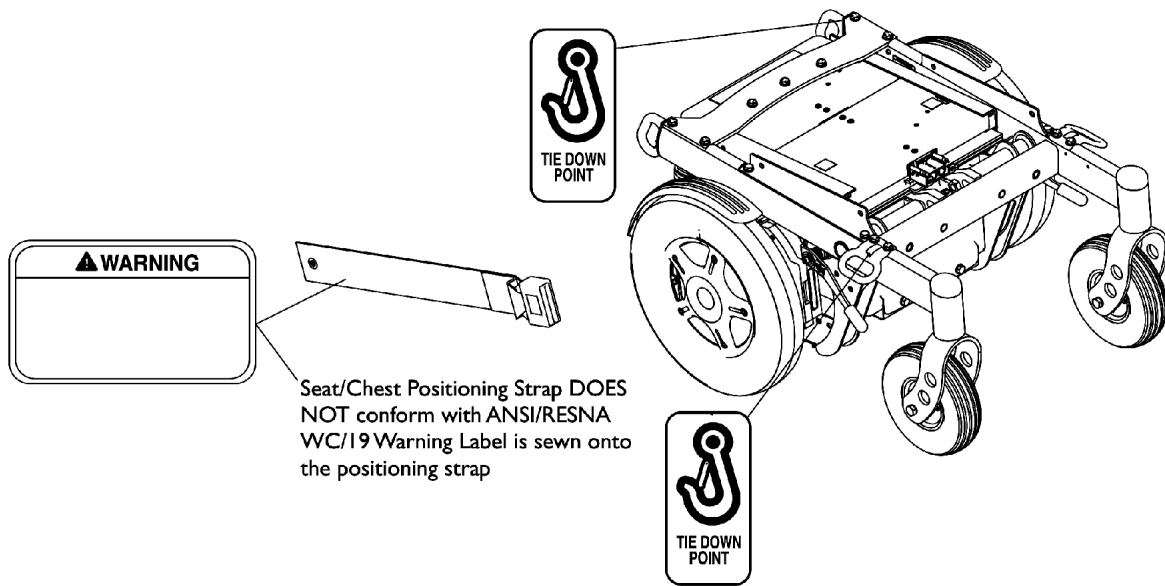
Packaging & Literature



Packaging & Literature

Item Number	Note	Part Number	Description	Quantity Per	
				Package	Assembly
1	B	1030364	Carton, Cover	1	1
2		1091514-NLA	NLA - Insert, Carton	1	1
3		40131X161	Insert, Plain Pad	1	2
4		1106472-NLA	NLA - Carton	1	1
5		1021149-NLA	NLA - Bag, Poly Zip-Lip (13" L x 9" W)	1	1
6		1080876-NLA	NLA - Carton	1	1
7		1092284-NLA	NLA - Insert, Carton	1	1
8		40131X045-NLA	NLA - Carton	1	1
9		1091517-NLA	NLA - Carton	1	1
10	D	See Note	See Footnote	1	1
11		1030362	Carton, Tray	1	2
12		1115174	Carton, Corner Reinforcement	1	4
	A	00077X031-NLA	NLA - Warranty Card	1	1
	A,B,E	1134791-NLA	NLA - Owner's Manual, 3G Storm with MKIV Electronics	1	1
	A,C	1031682	Carton, Cover	1	1
	A,C	1030362	Carton, Tray	1	1
NOTE: A - Not Shown B - All Systems C - Complete Seating Systems with Chair Base D - Wood skid not supplied E - Item is no longer available from the Invacare Service Parts Department. Refer to the Invacare Website under "Product Literature Search". Enter the part number in the "Keywords" field and download a free PDF version copy.					
NOTE: When adjusting or replacing parts, please refer to you Owner's Manual for assistance.					

Label Locations For TRBKTS Option



TRBKTS Option Label Locations

TRBKTS Option Clarification Reference

TRBKTS Option was introduced 12/19/05 as an On-Chair option only for 3G RWD Storm Series models.

About TRBKTS Transport Ready Package

TRBKTS includes four factory-installed wheelchair transport brackets. **TRBKTS** has not been crash-tested in accordance with WC 19. Use these transport brackets only to secure an unoccupied wheelchair during transport.

Only use the transport brackets included with **TRBKTS** for the purpose described in the appropriate Owner's Operator and Maintenance Manual.

Battery support brackets **MUST** be installed at all times. Otherwise, the wheelchair will not be WC/19 compliant. Refer to Removing/Installing the Batteries From/Into the Wheelchair in the appropriate Owner's Operator and Maintenance Manual.

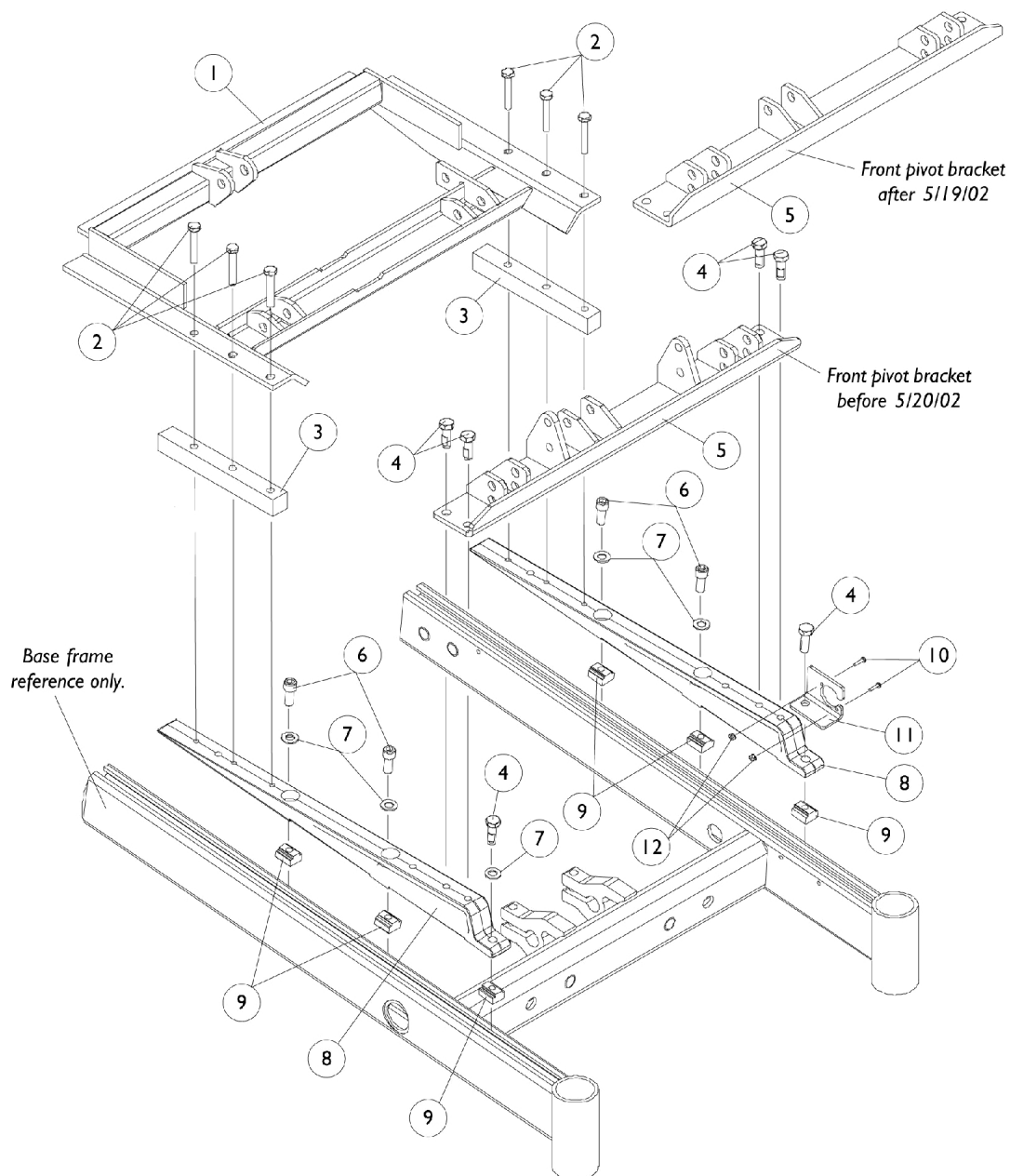
As of this date, the Department of Transportation has not approved any tie-down systems for transportation of a user while in a wheelchair, in a moving vehicle of any type. It is Invacare's position that users of wheelchairs should be transferred into appropriate seating in vehicles for transportation and use be made of the restraints made available by the auto industry. Invacare cannot and does not recommend any wheelchair transportation systems.

NOTE: ANSI = American National Standards Institute, RESNA = Rehabilitation Engineering and Assistive Technology Society of North America.

Base Frame Interface Hardware

RWD

Recline Only (2GR)



Base Frame Interface Hardware

RWD

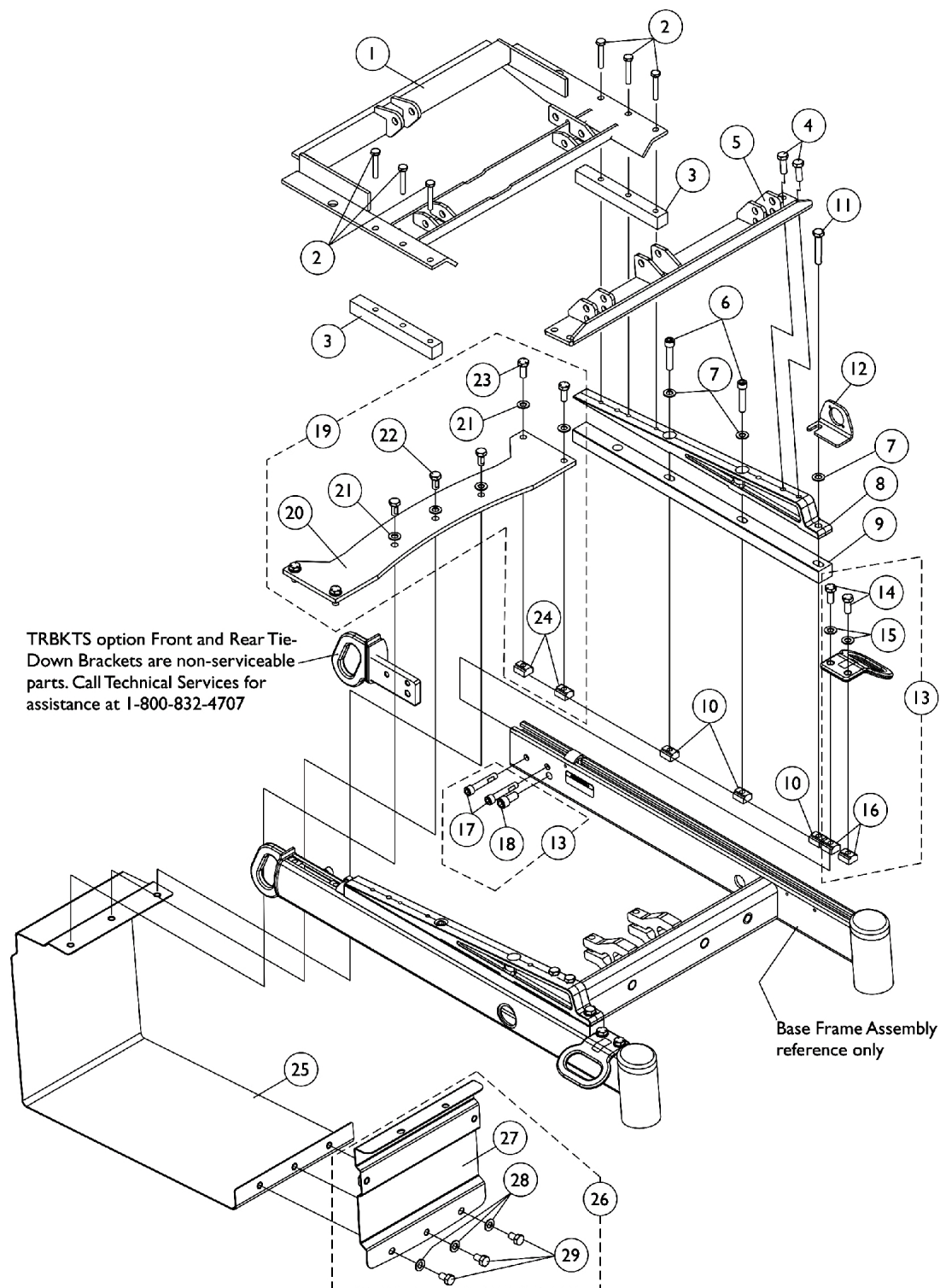
Recline Only (2GR)

Item Number	Note	Part Number	Description	Quantity Per	
				Package	Assembly
1	A	1082873-NLA	NLA - Pivot Assembly, Rear	1	1
2		1030949	Screw, Hex Head (1/4-20 x 1-1/2")	1	6
3		1086943-NLA	NLA - Bar, Spacer, Black	1	2
4		1070462-NLA	NLA - Screw, Hex Head w/ Patch (5/16-18 x 7/8")	1	6
5		1082872-NLA	NLA - Bracket, Pivot, Front, Black	1	1
6		1086944-NLA	NLA - Screw, Socket Head (5/16-18 x 3/4")	1	4
7		1025704	Washer, Flat (5/16 x 5/8 x 1/16")	1	5
8		1082880-NLA	NLA - Support, Seat	1	2
9		1069724	T-Nut (5/16-18)	1	6
10		7930318-NLA	NLA - Package, Screw, Phillips Pan Head (#4-40 x 1/2")	25	1
11		1070430-NLA	NLA - Bracket, Charger Connector, Black	1	1
12		P0870X000	Nut, Hex Keps (#4-40)	1	2
NOTE: A - Front pivot bracket made before 5/20/02 is no longer available. For seating systems manufactured before 5/20/02, see Front Pivot Bracket and Links Kit page and order Kit part number 1112693.					

Base Frame Interface Hardware

RWD

Recline Only (2GR) with TRBKTS Option



Base Frame Interface Hardware

RWD

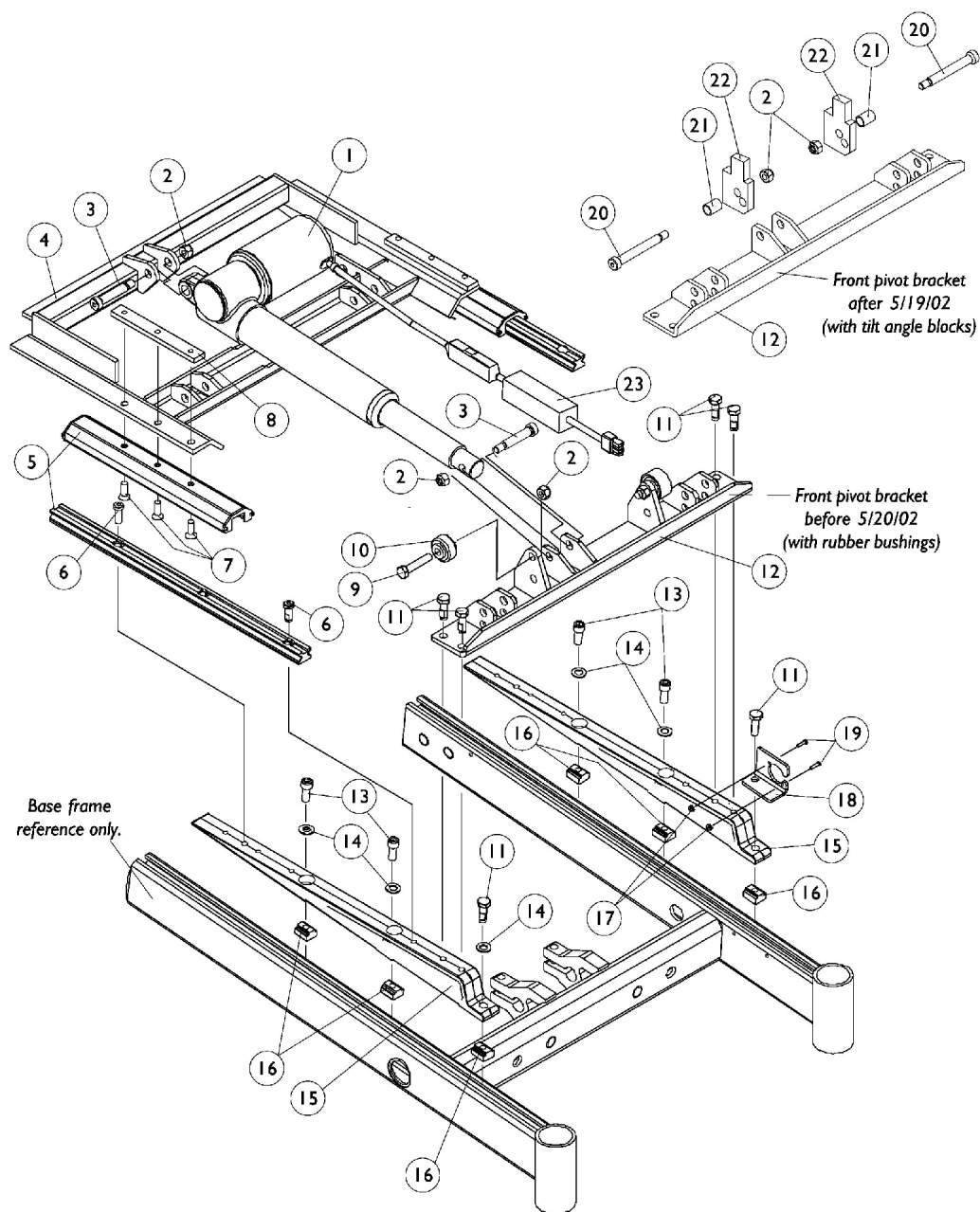
Recline Only (2GR) with TRBKTS Option

Item Number	Note	Part Number	Description	Quantity Per	
				Package	Assembly
1		1082873-NLA	NLA - Pivot Assembly, Rear	1	1
2		1030949	Screw, Hex Head (1/4-20 x 1-1/2")	1	6
3		1086943-NLA	NLA - Bar, Spacer, Black	1	2
4		1070462-NLA	NLA - Screw, Hex Head w/ Patch (5/16-18 x 7/8")	1	4
5		1082872-NLA	NLA - Bracket, Pivot, Front, Black	1	1
6		1021344	Screw, Socket Head (5/16-18 x 1-1/2")	1	4
7		1025704	Washer, Flat (5/16 x 5/8 x 1/16")	1	6
8		1082880-NLA	NLA - Support, Seat	1	2
9		1140342	Spacer, Seat Support Mounting, Black	1	2
10		1069724	T-Nut (5/16-18)	1	6
11		1043627-NLA	NLA - Screw, Hex Head w/ Patch (5/16-18 x 1-3/4")	1	2
12		1070430-NLA	NLA - Bracket, Charger Connector, Black	1	1
13	A	1140259-NLA	NLA - Kit, Front/Rear Tie-Down Brackets Mounting Hardware	1	1
14			NLA - Screw, Hex Head (5/16-18 x 3/4")	1	4
15			Washer, Flat (5/16 x 5/8 x 1/16")	1	4
16			T-Nut (5/16-18)	1	4
17			Screw, Socket Head w/ Patch (5/16-18 x 1-3/4")	1	4
18			NLA - Screw, Socket Head (3/8-16 x 3/4")	1	2
19	B	1140263-NLA	NLA - Kit, Top Battery Support Bracket and Mounting Hardware	1	1
20			Bracket, Top Battery Support, Black	1	1
21			Washer, Flat (5/16 x 5/8 x 1/16")	1	7
22			Screw, Hex Head w/ Patch (5/16-18 x 5/8")	1	3
23			Screw, Hex Head w/ Patch (5/16-18 x 3/4")	1	4
24			T-Nut (5/16-18)	1	4
25		1135963	Bracket, Battery Support, Black	1	1
26	C	1140260-NLA	NLA - Kit, Front Battery Support Bracket with Mounting Hardware	1	1
27			Bracket, Battery Support, Front, Black	1	1
28			Washer, Flat (5/16 x 5/8 x 1/16")	1	3
29			NLA - Screw, Hex Head w/ Patch (5/16-18 x 1/2")	1	3
NOTE: A - Includes items 14-18 B - Includes items 20-23 C - Includes items 27-29					

Base Frame Interface Hardware

RWD

Tilt Only (2GT) and Tilt/Recline (2GTR)



Base Frame Interface Hardware

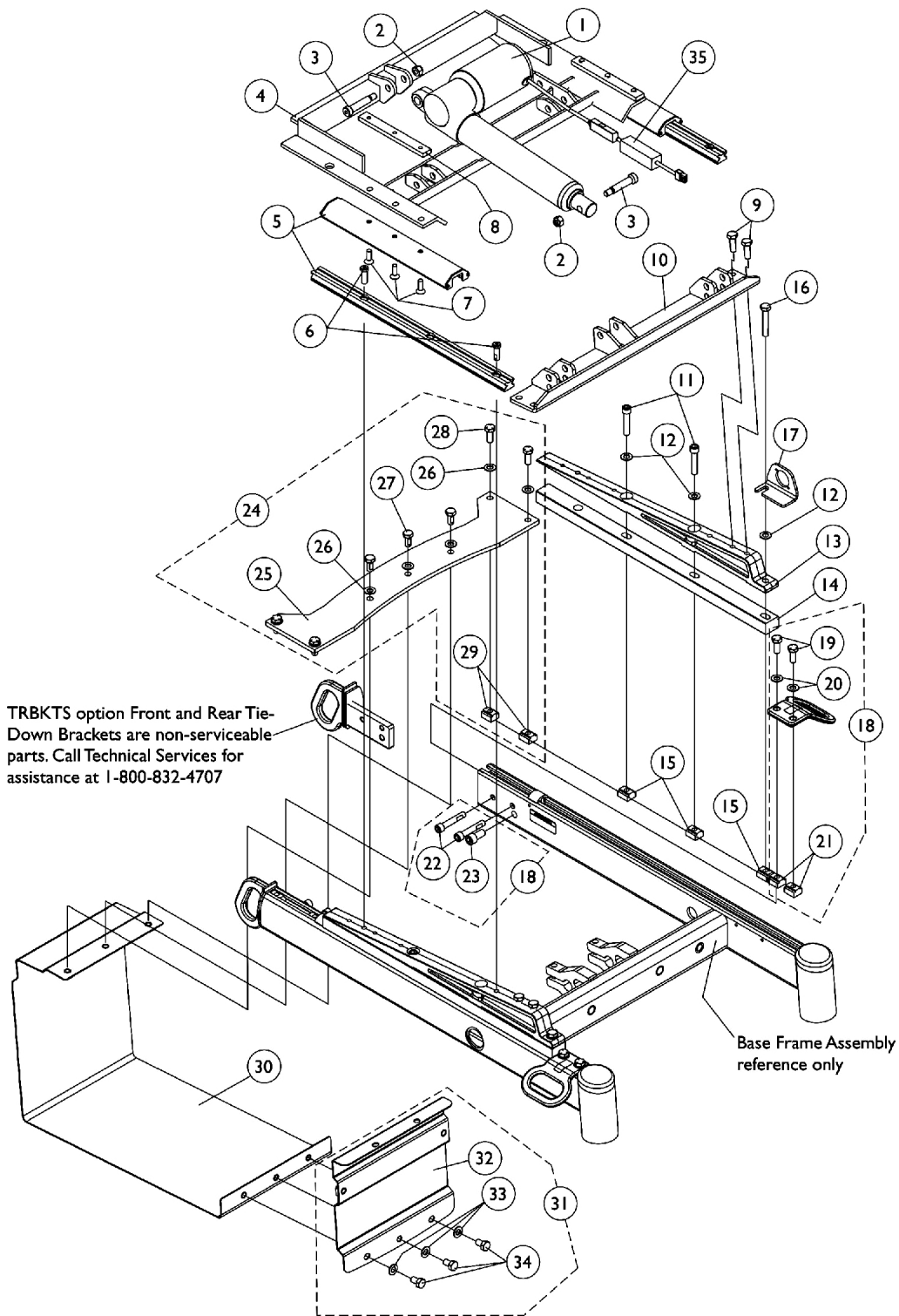
RWD

Tilt Only (2GT) and Tilt/Recline (2GTR)

Item Number	Note	Part Number	Description	Quantity Per	
				Package	Assembly
1	B	1082778-NLA	NLA - Actuator Motor Assembly, Tilt	1	1
2		1026158	Locknut (5/16-18)	1	4
3		1031665	Screw, Shoulder Hex Socket Head (3/8 x 1-1/2", 5/16-18)	1	2
4		1082873-NLA	NLA - Pivot Assembly, Rear	1	1
5		1082760-NLA	NLA - Guidance Assembly, Linear	1	2
6		1117326-NLA	NLA - Screw, Socket Head w/ Patch (5/16-18 x 7/8")	1	4
7		1091869-NLA	NLA - Screw, Socket Flat Head w/ Patch (1/4-20 x 3/4")	1	6
8	A	1082877-NLA	NLA - Bar, Clamp, Black	1	2
9		1070398-NLA	NLA - Screw, Hex Head (5/16-18 x 1-1/2")	1	2
10		1039655	Bushing, Rubber	1	2
11		1070462-NLA	NLA - Screw, Hex Head w/ Patch (5/16-18 x 7/8")	1	6
12		1082872-NLA	NLA - Bracket, Pivot, Front, Black	1	1
13		1086944-NLA	NLA - Screw, Socket Head (5/16-18 x 3/4")	1	4
14		1025704	Washer, Flat (5/16 x 5/8 x 1/16")	1	5
15		1082880-NLA	NLA - Support, Seat	1	2
16		1069724	T-Nut (5/16-18)	1	6
17		P0870X000	Nut, Hex Keps (#4-40)	1	2
18		1070430-NLA	NLA - Bracket, Charger Connector, Black	1	1
19		7930318-NLA	NLA - Package, Screw, Phillips Pan Head (#4-40 x 1/2")	25	1
20		1070411-NLA	NLA - Bolt, Shoulder (3/8 x 2-1/2")	1	2
21		1098646-NLA	NLA - Bushing, Black (7/16 x 1/2 x 11/16")	1	2
22		1098645-NLA	NLA - Block, Black Tilt Angle	1	2
23	C	1140059-NLA	NLA - Kit, Actuator Braking Module w/ Instruction Sheet	1	1
	D	1141508	Instruction Sheet, Actuator Braking Module	1	1
<p>NOTE: A - Front pivot bracket made before 5/20/02 is no longer available. For seating systems manufactured before 5/20/02, see Front Pivot Bracket and Links Kit page and order Kit part number 1112693.</p> <p>B - Actuator Braking Module added to Tilt Actuator and is backward compatible to all systems made before 5/18/06. The addition of the braking module eliminated the requirement of a Heavy Duty Tilt Actuator.</p> <p>C - Actuator Braking Module can be assembled in the field on seating systems before 5/18/06 as well. Must verify with an Invacare Technician when a kit is required.</p> <p>D - Not Shown</p>					

Base Frame Interface Hardware - RWD

Tilt Only (2GT) and Tilt/Recline (2GTR) with TRBKTS Option



Base Frame Interface Hardware - RWD

Tilt Only (2GT) and Tilt/Recline (2GTR) with TRBKTS Option

Item Number	Note	Part Number	Description	Quantity Per	
				Package	Assembly
1	D	1082778-NLA	NLA - Actuator Motor Assembly, Tilt	1	1
2		1026158	Locknut (5/16-18)	1	4
3		1031665	Screw, Shoulder Hex Socket Head (3/8 x 1-1/2", 5/16-18)	1	2
4		1082873-NLA	NLA - Pivot Assembly, Rear	1	1
5		1082760-NLA	NLA - Guidance Assembly, Linear	1	2
6		1117326-NLA	NLA - Screw, Socket Head w/ Patch (5/16-18 x 7/8")	1	4
7		1091869-NLA	NLA - Screw, Socket Flat Head w/ Patch (1/4-20 x 3/4")	1	6
8		1082877-NLA	NLA - Bar, Clamp, Black	1	2
9		1070462-NLA	NLA - Screw, Hex Head w/ Patch (5/16-18 x 7/8")	1	4
10		1082872-NLA	NLA - Bracket, Pivot, Front, Black	1	1
11		1021344	Screw, Socket Head (5/16-18 x 1-1/2")	1	4
12		1025704	Washer, Flat (5/16 x 5/8 x 1/16")	1	6
13		1082880-NLA	NLA - Support, Seat	1	2
14		1140342	Spacer, Seat Support Mounting, Black	1	2
15		1069724	T-Nut (5/16-18)	1	6
16		1043627-NLA	NLA - Screw, Hex Head w/ Patch (5/16-18 x 1-3/4")	1	2
17		1070430-NLA	NLA - Bracket, Charger Connector, Black	1	1
18	A	1140259-NLA	NLA - Kit, Front/Rear Tie-Down Brackets Mounting Hardware	1	1
19			NLA - Screw, Hex Head (5/16-18 x 3/4")	1	4
20			Washer, Flat (5/16 x 5/8 x 1/16")	1	4
21			T-Nut (5/16-18)	1	4
22			Screw, Socket Head w/ Patch (5/16-18 x 1-3/4")	1	4
23			NLA - Screw, Socket Head (3/8-16 x 3/4")	1	2
24		1140263	NLA - Kit, Top Battery Support Bracket and Mounting Hardware	1	1
25			Bracket, Top Battery Support, Black	1	1
26			Washer, Flat (5/16 x 5/8 x 1/16")	1	7
27			Screw, Hex Head w/ Patch (5/16-18 x 5/8")	1	3
28			Screw, Hex Head w/ Patch (5/16-18 x 3/4")	1	4
29			T-Nut (5/16-18)	1	4
30		1135963	Bracket, Battery Support, Black	1	1
31	C	1140260-NLA	NLA - Kit, Front Battery Support Bracket with Mounting Hardware	1	1
32			Bracket, Battery Support, Front, Black	1	1
33			Washer, Flat (5/16 x 5/8 x 1/16")	1	3
34	E		NLA - Screw, Hex Head w/ Patch (5/16-18 x 1/2")	1	3
35		1140059-NLA	NLA - Kit, Actuator Braking Module w/ Instruction Sheet	1	1
	F	1141508	Instruction Sheet, Actuator Braking Module	1	1

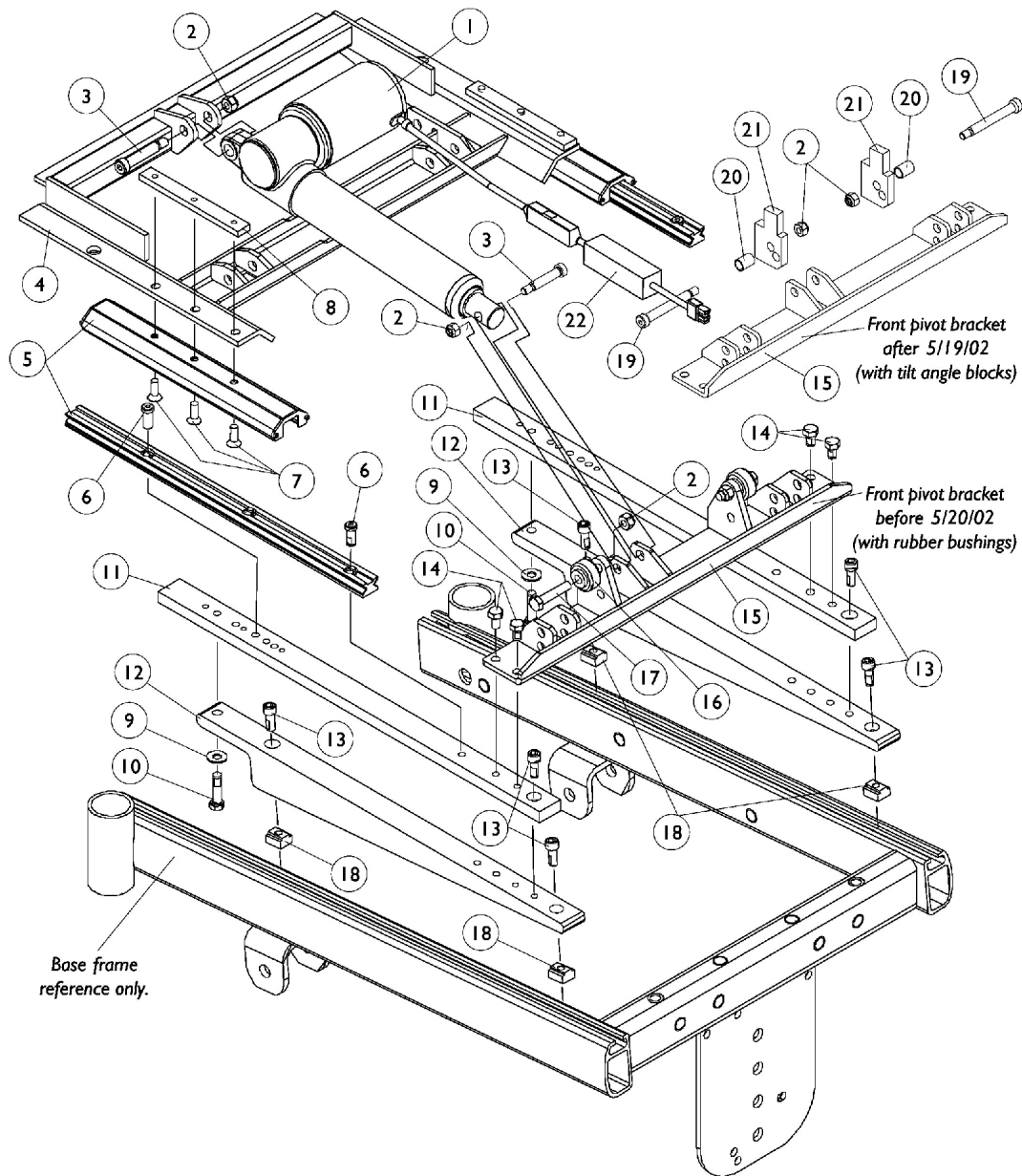
Base Frame Interface Hardware - RWD

Tilt Only (2GT) and Tilt/Recline (2GTR) with TRBKTS Option

NOTE: A - Includes items 19-23
B - Includes items 25-28
C - Includes items 32-34
D - Actuator Braking Module added to Tilt Actuator and is backward compatible to all systems manufactured before 5/18/06. The addition of the braking module eliminated the requirement of a Heavy Duty Tilt Actuator.
E - Actuator Braking Module can be assembled in the field on seating systems manufactured before 5/18/06 as well. Must verify with an Invacare Technician when a kit is required.
F - Not Shown

Base Frame Interface Hardware - FWD

Tilt Only (2GT) and Tilt/Recline (2GTR)



Base Frame Interface Hardware - FWD

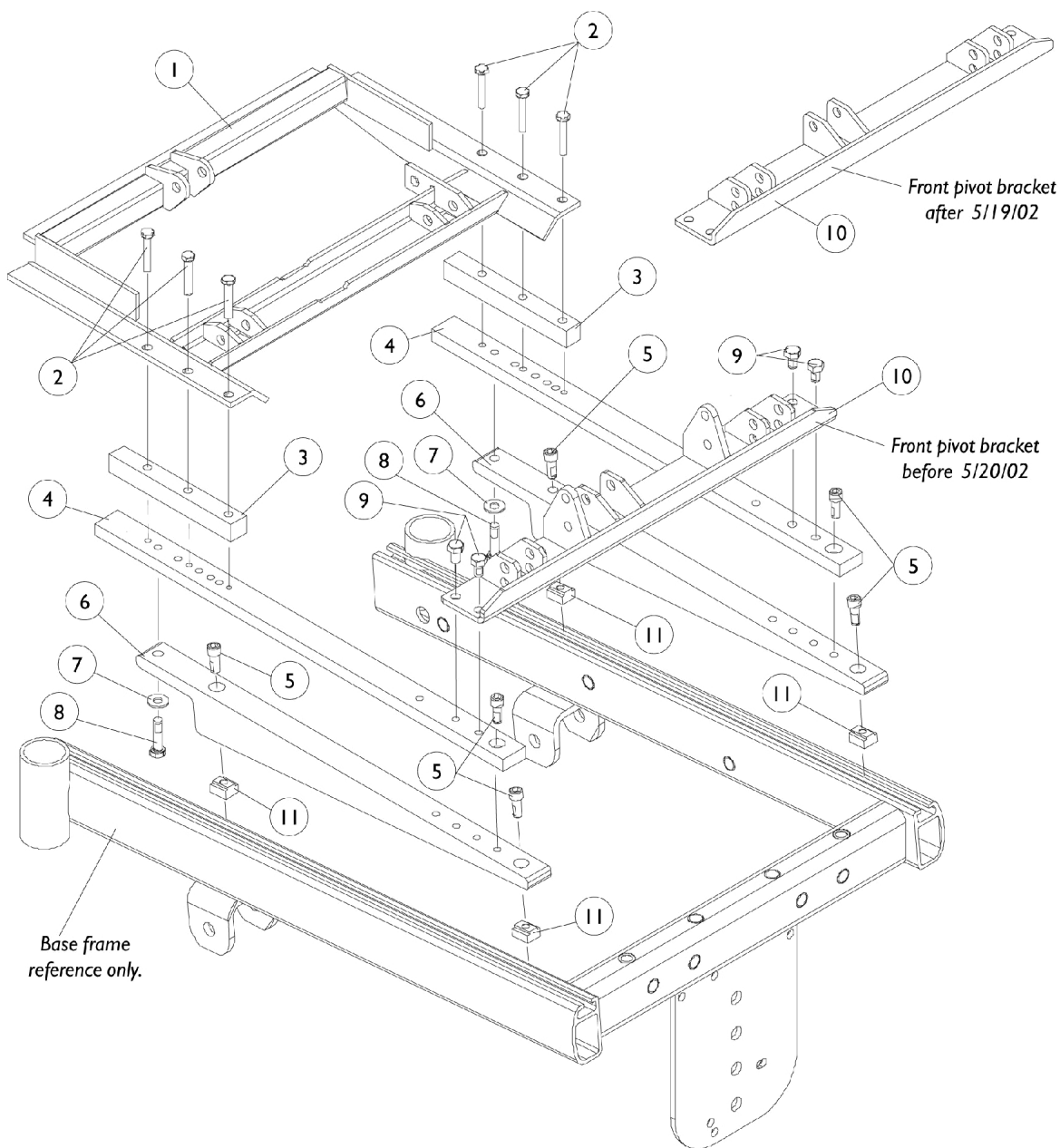
Tilt Only (2GT) and Tilt/Recline (2GTR)

Item Number	Note	Part Number	Description	Quantity Per	
				Package	Assembly
1	B	1082778-NLA	NLA - Actuator Motor Assembly, Tilt	1	1
2		1026158	Locknut (5/16-18)	1	4
3		1031665	Screw, Shoulder Hex Socket Head (3/8 x 1-1/2", 5/16-18)	1	2
4		1082873-NLA	NLA - Pivot Assembly, Rear	1	1
5		1082760-NLA	NLA - Guidance Assembly, Linear	1	2
6		1117326-NLA	NLA - Screw, Socket Head w/ Patch (5/16-18 x 7/8")	1	4
7		1091869-NLA	NLA - Screw, Socket Flat Head w/ Patch (1/4-20 x 3/4")	1	6
8	A	1082877-NLA	NLA - Bar, Clamp, Black	1	2
9		1074133	Washer, Steel (5/16 x 3/4 x 1/16")	1	2
10		7930337-NLA	NLA - Package, Screw, Hex Head w/ Patch (5/16-18 x 1-1/4")	25	1
11		1095481-NLA	NLA - Plate, Wedge	1	2
12		1095479-NLA	NLA - Wedge, Seat Mounting, Black	1	2
13		1086944-NLA	NLA - Screw, Socket Head (5/16-18 x 3/4")	1	6
14		1061922-NLA	NLA - Screw, Hex Head w/ Patch (5/16-18 x 1/2")	1	4
15		1082872-NLA	NLA - Bracket, Pivot, Front, Black	1	1
16		1039655	Bushing, Rubber	1	2
17		1070398-NLA	NLA - Screw, Hex Head (5/16-18 x 1-1/2")	1	2
18		1069724	T-Nut (5/16-18)	1	4
19		1070411-NLA	NLA - Bolt, Shoulder (3/8 x 2-1/2")	1	2
20		1098646-NLA	NLA - Bushing, Black (7/16 x 1/2 x 11/16")	1	2
21		1098645-NLA	NLA - Block, Black Tilt Angle	1	2
22	C	1140059-NLA	NLA - Kit, Actuator Braking Module w/ Instruction Sheet	1	1
	D	1141508	Instruction Sheet, Actuator Braking Module	1	1

NOTE: A - Front pivot bracket made before 5/20/02 is no longer available. For seating systems manufactured before 5/20/02, see Front Pivot Bracket and Links Kit page and order Kit part number 1112693.
B - Actuator Braking Module added to Tilt Actuator and is backward compatible to all systems manufactured before 5/18/06. The addition of the braking module eliminated the requirement of a Heavy Duty Tilt Actuator.
C - Actuator Braking Module can be assembled in the field on seating systems manufactured before 5/18/06 as well. Must verify with an Invacare Technician when a kit is required.
D - Not Shown

Base Frame Interface Hardware

Recline Only (2GR)



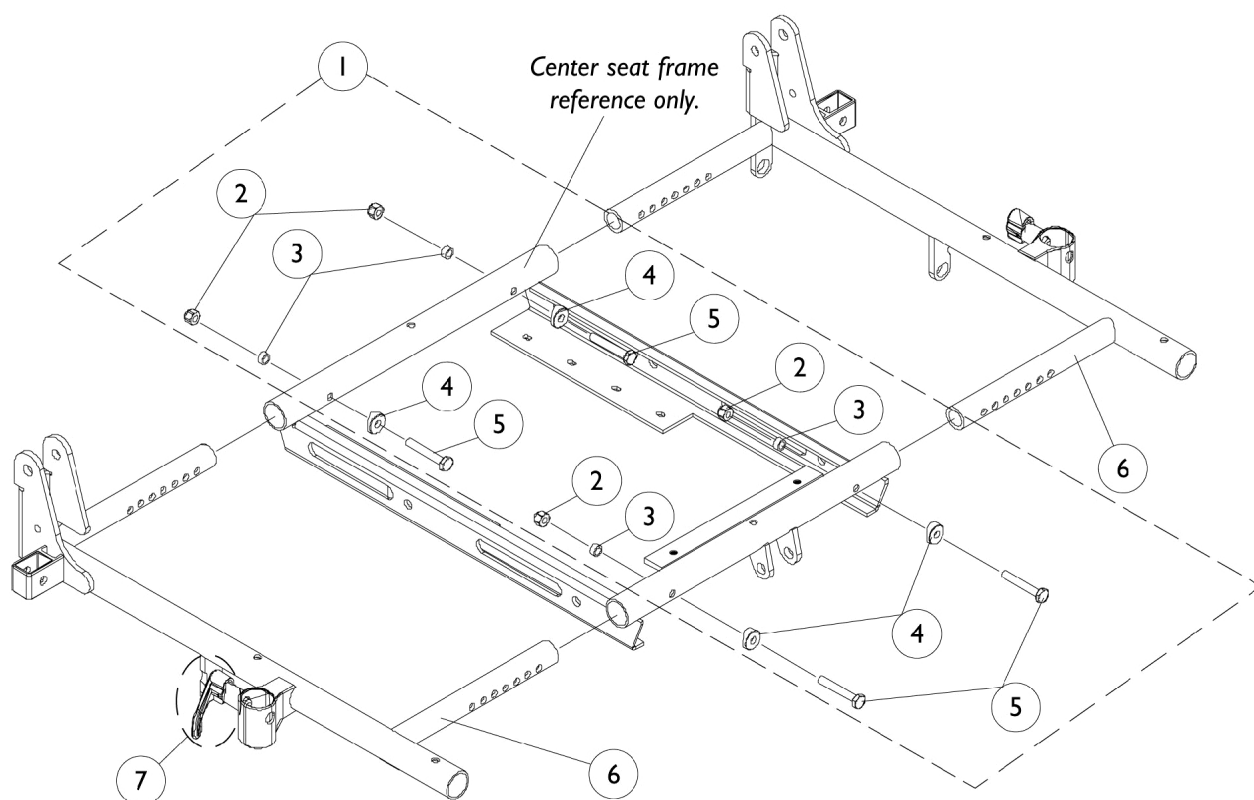
Base Frame Interface Hardware Recline Only (2GR)

Item Number	Note	Part Number	Description	Quantity Per	
				Package	Assembly
1		1082873-NLA	NLA - Pivot Assembly, Rear	1	1
2		1030949	Screw, Hex Head (1/4-20 x 1-1/2")	1	6
3		1086943-NLA	NLA - Bar, Spacer, Black	1	2
4		1095481-NLA	NLA - Plate, Wedge	1	2
5		1086944-NLA	NLA - Screw, Socket Head (5/16-18 x 3/4")	1	6
6		1095479-NLA	NLA - Wedge, Seat Mounting, Black	1	2
7		1074133	Washer, Steel (5/16 x 3/4 x 1/16")	1	2
8		7930337-NLA	NLA - Package, Screw, Hex Head w/ Patch (5/16-18 x 1-1/4")	25	1
9		1061922-NLA	NLA - Screw, Hex Head w/ Patch (5/16-18 x 1/2")	1	4
10	A	1082872-NLA	NLA - Bracket, Pivot, Front, Black	1	1
11		1069724	T-Nut (5/16-18)	1	4

NOTE: A - Front pivot bracket made before 5/20/02 is no longer available. For seating systems manufactured before 5/20/02, see Front Pivot Bracket and Links Kit page and order Kit part number 1112693.

Side Frames

NOTE: A new cross beam may be required when changing seat width for a Recline Only or Tilt/Recline system. See center seat frame assembly page.

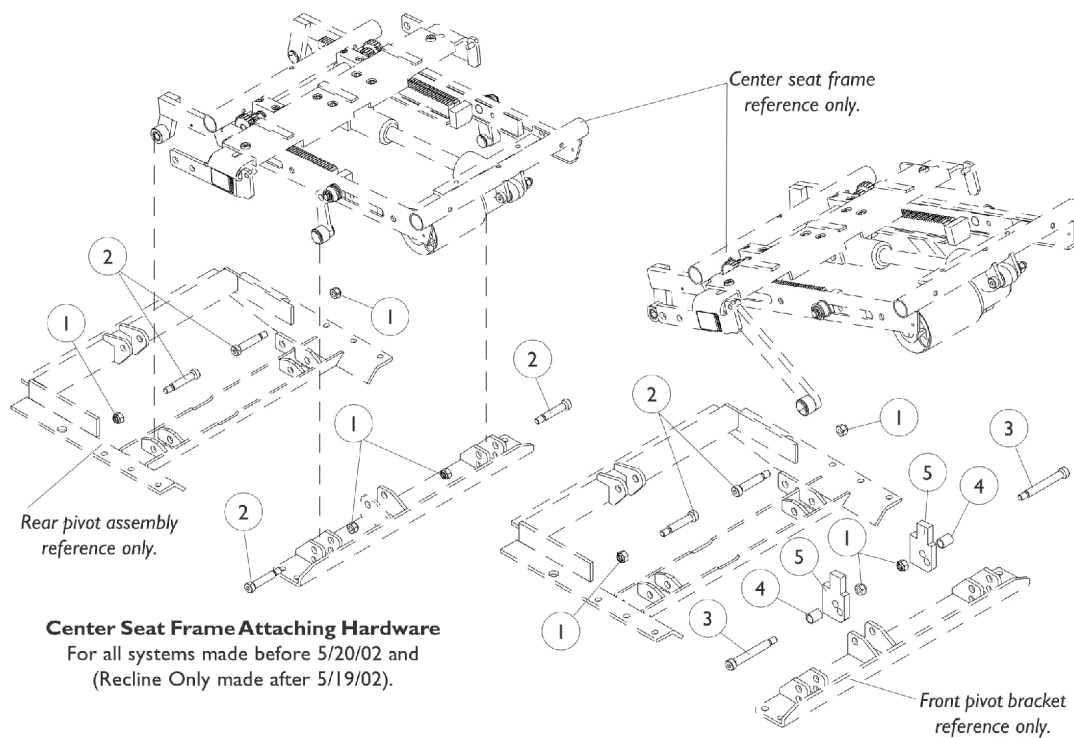


Side Frames

NOTE: A new cross beam may be required when changing seat width for a Recline Only or Tilt/Recline system. See center seat frame assembly page.

Item Number	Note	Part Number	Description	Quantity Per	
				Package	Assembly
1	A	1087002-NLA	NLA - Hardware, Side Frame Mounting	1	1
2		7930333	Locknut (1/4-20)	25	1
3		1047449-NLA	NLA - Spacer (1/4 x 3/8 x 3/16")	1	4
4		1026099	Spacer, Coved (1/4 x 11/16 x 1/2")	1	4
5		1037610	Screw, Hex Head (1/4-20 x 1-5/8")	1	4
6		1086976-NLA	NLA - Side Frame w/ Arm Lock Assembly - Right (16 - 17" D)	1	1
6		1086977-NLA	NLA - Side Frame w/ Arm Lock Assembly - Left (16 - 17" D)	1	1
6		1086978-NLA	NLA - Side Frame w/ Arm Lock Assembly - Right (18 - 19" D)	1	1
6		1086979-NLA	NLA - Side Frame w/ Arm Lock Assembly - Left (18 - 19" D)	1	1
6		1086980-NLA	NLA - Side Frame w/ Arm Lock Assembly - Right (20 - 21" D)	1	1
6		1086981-NLA	NLA - Side Frame w/ Arm Lock Assembly - Left (20 - 21" D)	1	1
6		1086982-NLA	NLA - Side Frame w/ Arm Lock Assembly - Right (22" D)	1	1
6		1086983-NLA	NLA - Side Frame w/ Arm Lock Assembly - Left (22" D)	1	1
7	B	7930347-NLA	NLA - Package, Pin, Roll (5/64 x 5/8")	25	1
7	B	47471X074	Spring, Arm Lock	1	2
7	B	1028594	Pin, Arm Lock, Black	1	2
7	B	1090768	Kit, Lock Handle w/Rivets (Pair)	2	1
NOTE: A - Includes Items 2-5 B - Arm Lock Assembly					

Center Seat Frame Attaching Hardware (RWD and FWD)



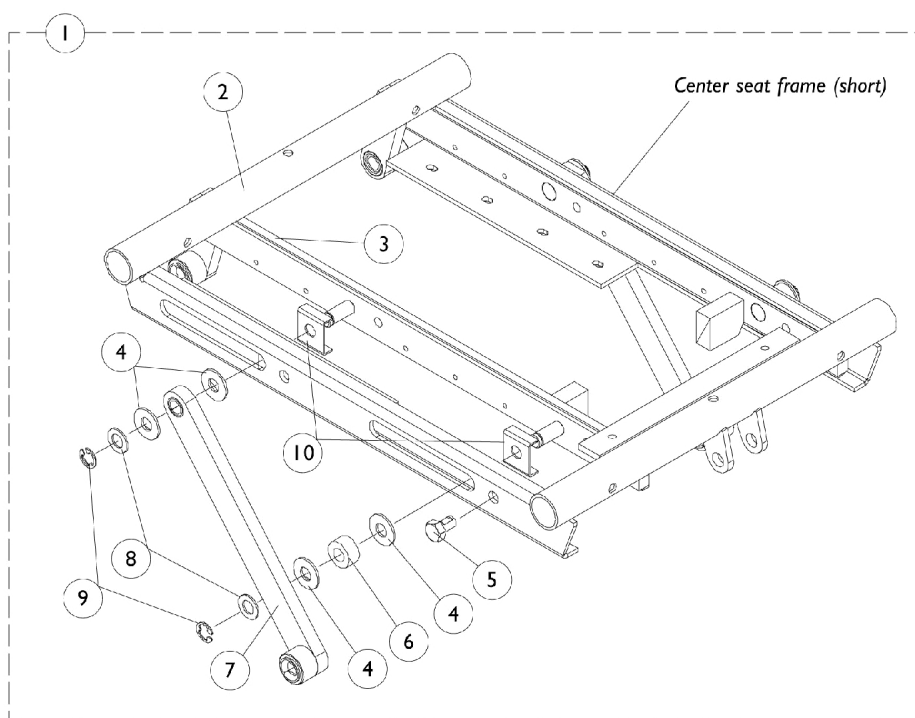
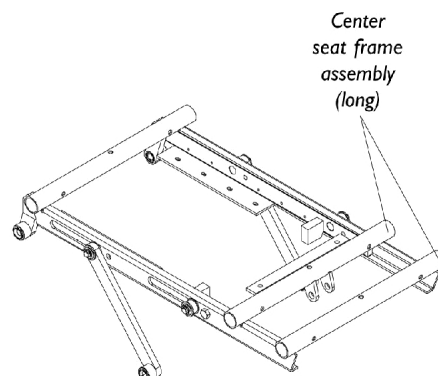
Center Seat Frame Attaching Hardware
For Tilt Only and Tilt/Recline made after 5/19/02

Center Seat Frame Attaching Hardware (RWD and FWD)

Item Number	Note	Part Number	Description	Quantity Per	
				Package	Assembly
1		1026158	Locknut (5/16-18)	1	4
2		1031665	Screw, Shoulder Hex Socket Head (3/8 x 1-1/2", 5/16-18)	1	4
3		1070411-NLA	NLA - Bolt, Shoulder (3/8 x 2-1/2")	1	2
4		1098646-NLA	NLA - Bushing, Black (7/16 x 1/2 x 11/16")	1	2
5		1098645-NLA	NLA - Block, Black Tilt Angle	1	2

Center Seat Frame Assembly

Tilt Only (2GT)

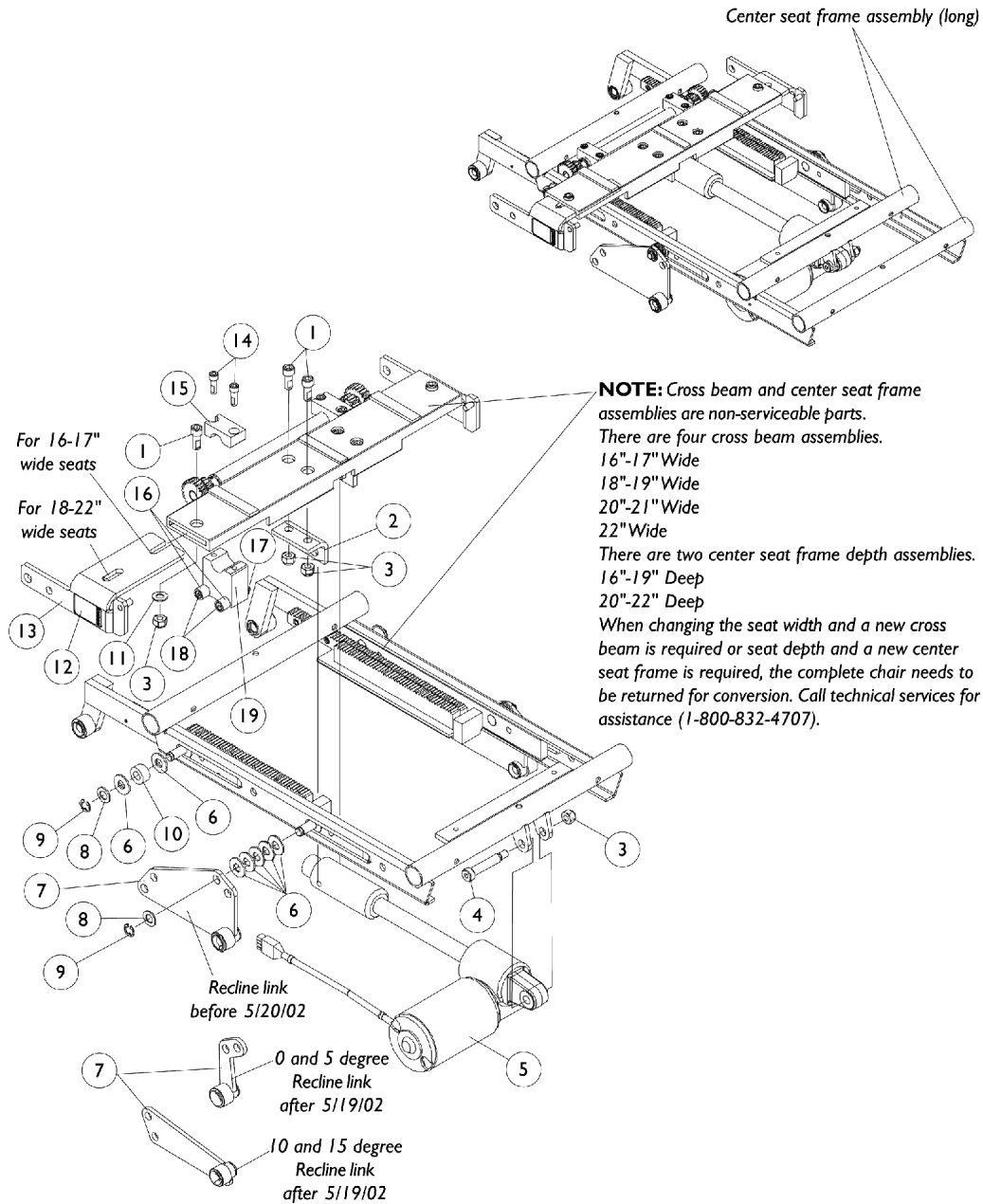


Center Seat Frame Assembly Tilt Only (2GT)

Item Number	Note	Part Number	Description	Quantity Per	
				Package	Assembly
1	A	1087010-NLA	NLA - Center Seat Frame Assembly, Short (16 - 19" D)	1	1
1	A	1087011-NLA	NLA - Center Seat Frame Assembly, Long (20 - 22" D)	1	1
2		1082874-NLA	NLA - Center Seat Frame, Short (16 - 19" D)	1	1
2		1082875-NLA	NLA - Center Seat Frame, Long (20 - 22" D)	1	1
3		1086590-NLA	NLA - Tilt Pivot Assembly, Right	1	1
3		1086591-NLA	NLA - Tilt Pivot Assembly, Left	1	1
4		1012371	Washer, Nylon (3/8 x 7/8 x 1/16")	1	8
5		1061922-NLA	NLA - Screw, Hex Head w/ Patch (5/16-18 x 1/2")	1	2
6		1082876-NLA	NLA - Spacer (3/8 x 3/4 x 3/8")	1	2
7		1086595-NLA	NLA - Link, Tilt, Black	1	2
8		1065214	Washer, Flat (3/8 x 11/16 x 1/16")	1	4
9		1086930-NLA	NLA - Ring, Retaining (3/8")	1	4
10		1091502-NLA	NLA - Guide, Tilt Rail	1	4
NOTE: A - Includes Items 2-10					

Center Seat Frame Assembly

Recline Only (2GR)



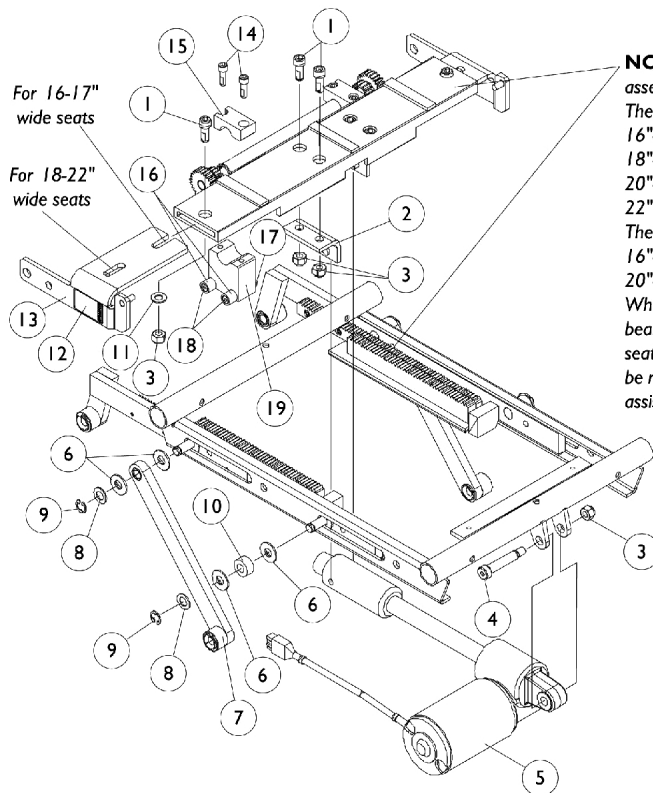
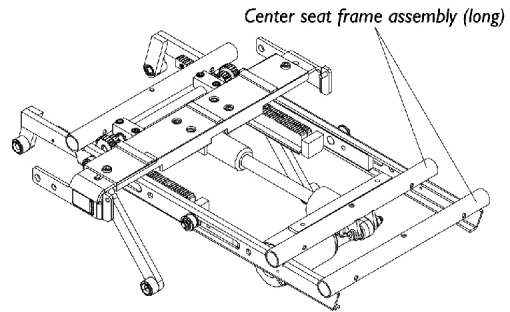
Center Seat Frame Assembly Recline Only (2GR)

Item Number	Note	Part Number	Description	Quantity Per	
				Package	Assembly
1		1086944-NLA	NLA - Screw, Socket Head (5/16-18 x 3/4")	1	6
2		1082878-NLA	NLA - Bracket, Acuator Support, Black - Right	1	1
2		1082879-NLA	NLA - Bracket, Actuator Support, Black - Left	1	1
3		1026158	Locknut (5/16-18)	1	7
4		1031665	Screw, Shoulder Hex Socket Head (3/8 x 1-1/2", 5/16-18)	1	1
5		1082750	Actuator Motor Assembly, Recline	1	1
6		1012371	Washer, Nylon (3/8 x 7/8 x 1/16")	1	14
7	A,A1,B	1087022-NLA	NLA - Link, Recline - Right	1	1
7	A,A1,B	1087023-NLA	NLA - Link, Recline - Left	1	1
7	C	1110497-NLA	NLA - Link, Recline 0 and 5 Degree Seat Tilt, Black - Right	1	1
7	C	1110498-NLA	NLA - Link, Recline 0 and 5 Degree Seat Tilt, Black - Left	1	1
7	C	1110499-NLA	NLA - Link, Recline 10 and 15 Degree Seat Tilt, Black - Right	1	1
7	C	1110500-NLA	NLA - Link, Recline 10 and 15 Degree Seat Tilt, Black - Left	1	1
8		1065214	Washer, Flat (3/8 x 11/16 x 1/16")	1	4
9		1086930-NLA	NLA - Ring, Retaining (3/8")	1	4
10		1082876-NLA	NLA - Spacer (3/8 x 3/4 x 3/8")	1	2
11		1025704	Washer, Flat (5/16 x 5/8 x 1/16")	1	2
12		1079203	Decal, Warning Pinch Point	1	2
13		1091500-NLA	NLA - Kit, Connecting Slide Bracket w/ Decal, Black - Right	1	1
13		1091501-NLA	NLA - Kit, Connecting Slide Bracket w/ Decal, Black - Left	1	1
14		1098944-NLA	NLA - Screw, Socket Head w/ Patch (1/4-20 x 3/4")	1	4
15		1095352-NLA	NLA - Block, Gear Hold Down Upper	1	2
16		1091503-NLA	NLA - Bushing (1/4 x 1/2 x 7/16")	1	4
17		1026035-NLA	NLA - Locknut (#10-24)	1	4
18		1000212	Screw, Shoulder Hex Socket (1/4 x 1-1/4", #10-24)	1	4
19	D	1095476-NLA	NLA - Dual Roller Assembly - Right	1	1
19	D	1095477-NLA	NLA - Dual Roller Assembly - Left	1	1

NOTE: A - Front pivot bracket made before 5/20/02 is no longer available. For seating systems manufactured before 5/20/02, see Front Pivot Bracket and Links Kit page and order Kit part number 1112693.
A1 - To maintain an existing, 5, 10, or 15 degree seat tilt, only recline links made after 5/19/02 are required.
B - Before 5/20/02
C - After 5/19/02
D - Includes 2 each of items 16-18

Center Seat Frame Assembly

Tilt/Recline (2GTR)



NOTE: Cross beam and center seat frame assemblies are non-serviceable parts.
There are four cross beam assemblies.

16"-17" Wide

18"-19" Wide

20"-21" Wide

22" Wide

There are two center seat frame depth assemblies.

16"-19" Deep

20"-22" Deep

When changing the seat width and a new cross beam is required or seat depth and a new center seat frame is required, the complete chair needs to be returned for conversion. Call technical services for assistance (1-800-832-4707).

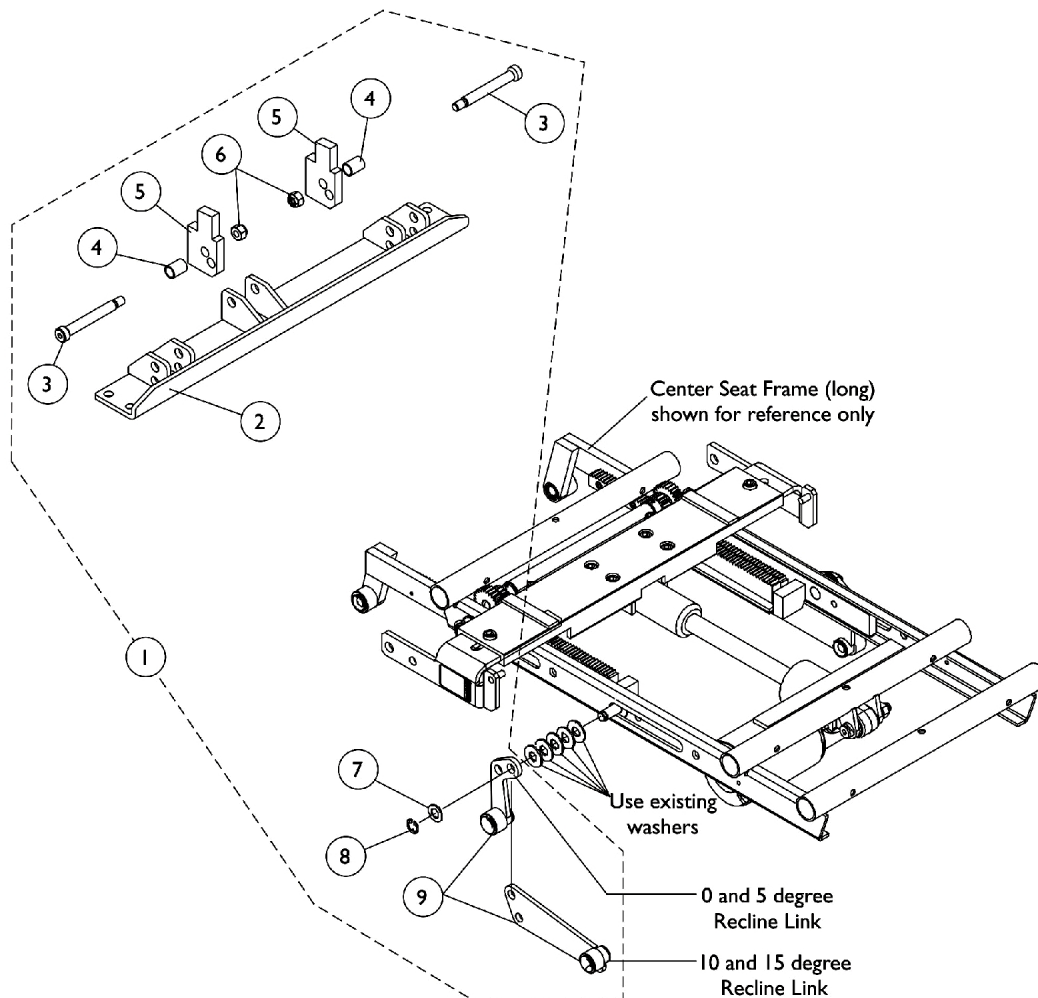
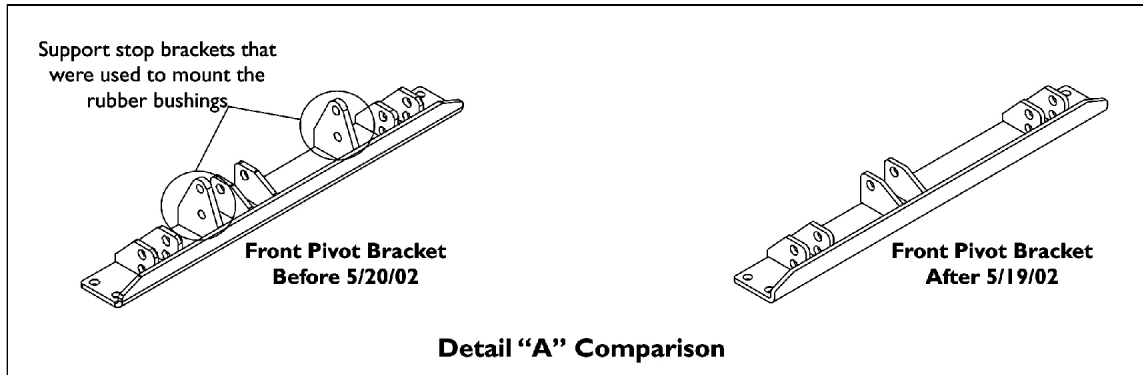
Center Seat Frame Assembly Tilt/Recline (2GTR)

Item Number	Note	Part Number	Description	Quantity Per	
				Package	Assembly
1		1086944-NLA	NLA - Screw, Socket Head (5/16-18 x 3/4")	1	6
2		1082878-NLA	NLA - Bracket, Acuator Support, Black - Right	1	1
2		1082879-NLA	NLA - Bracket, Actuator Support, Black - Left	1	1
3		1026158	Locknut (5/16-18)	1	7
4		1031665	Screw, Shoulder Hex Socket Head (3/8 x 1-1/2", 5/16-18)	1	1
5		1082750	Actuator Motor Assembly, Recline	1	1
6		1012371	Washer, Nylon (3/8 x 7/8 x 1/16")	1	8
7		1086595-NLA	NLA - Link, Tilt, Black	1	2
8		1065214	Washer, Flat (3/8 x 11/16 x 1/16")	1	4
9		1086930-NLA	NLA - Ring, Retaining (3/8")	1	4
10		1082876-NLA	NLA - Spacer (3/8 x 3/4 x 3/8")	1	2
11		1025704	Washer, Flat (5/16 x 5/8 x 1/16")	1	2
12		1079203	Decal, Warning Pinch Point	1	2
13		1091500-NLA	NLA - Kit, Connecting Slide Bracket w/ Decal, Black - Right	1	1
13		1091501-NLA	NLA - Kit, Connecting Slide Bracket w/ Decal, Black - Left	1	1
14		1098944-NLA	NLA - Screw, Socket Head w/ Patch (1/4-20 x 3/4")	1	4
15		1095352-NLA	NLA - Block, Gear Hold Down Upper	1	2
16		1091503-NLA	NLA - Bushing (1/4 x 1/2 x 7/16")	1	4
17		1026035-NLA	NLA - Locknut (#10-24)	1	4
18		1000212	Screw, Shoulder Hex Socket (1/4 x 1-1/4", #10-24)	1	4
19	A	1095476-NLA	NLA - Dual Roller Assembly - Right	1	1
19	A	1095477-NLA	NLA - Dual Roller Assembly - Left	1	1
NOTE: A - Includes 2 each of items 16-18					

Front Pivot Bracket & Links Kit

(For Seating Systems Manufactured Before 5/20/02)

NOTE: To know when a front pivot bracket made before 5/20/02 has already been replaced, ask the Customer to verify if the support stop brackets that mount the rubber bushings are missing. See comparison in detail "A" shown.



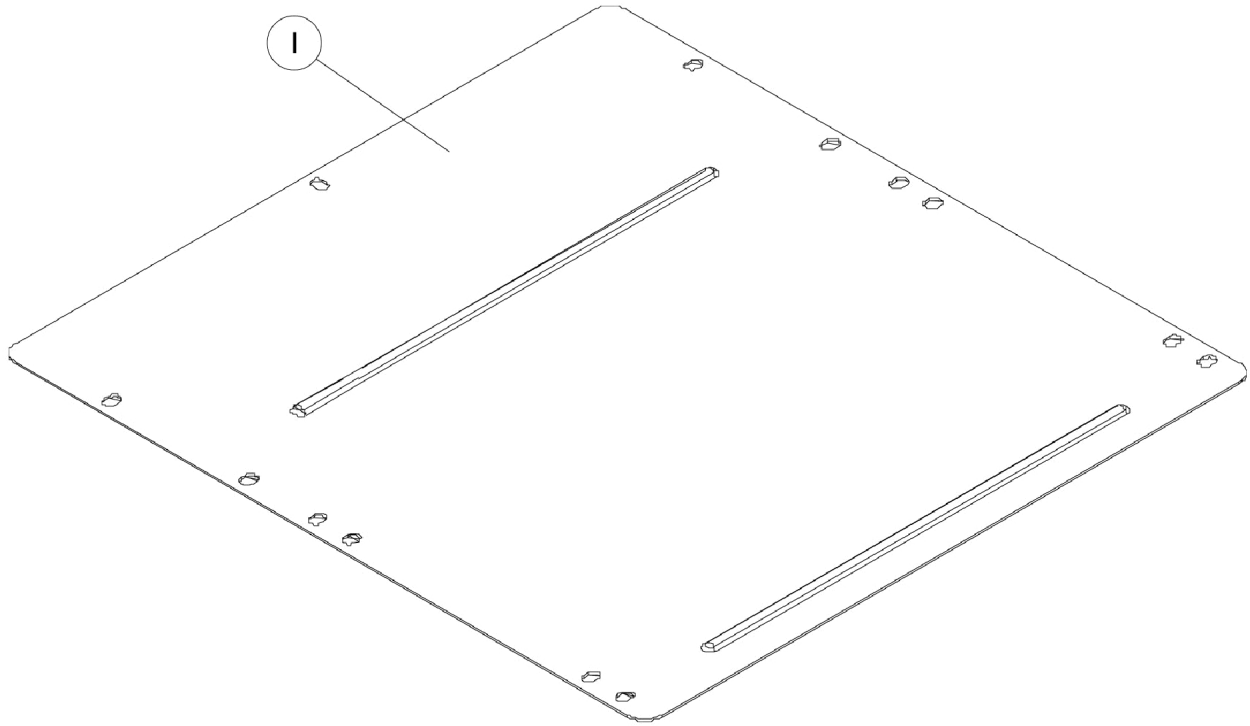
Front Pivot Bracket & Links Kit

(For Seating Systems Manufactured Before 5/20/02)

NOTE: To know when a front pivot bracket made before 5/20/02 has already been replaced, ask the Customer to verify if the support stop brackets that mount the rubber bushings are missing. See comparison in detail "A" shown.

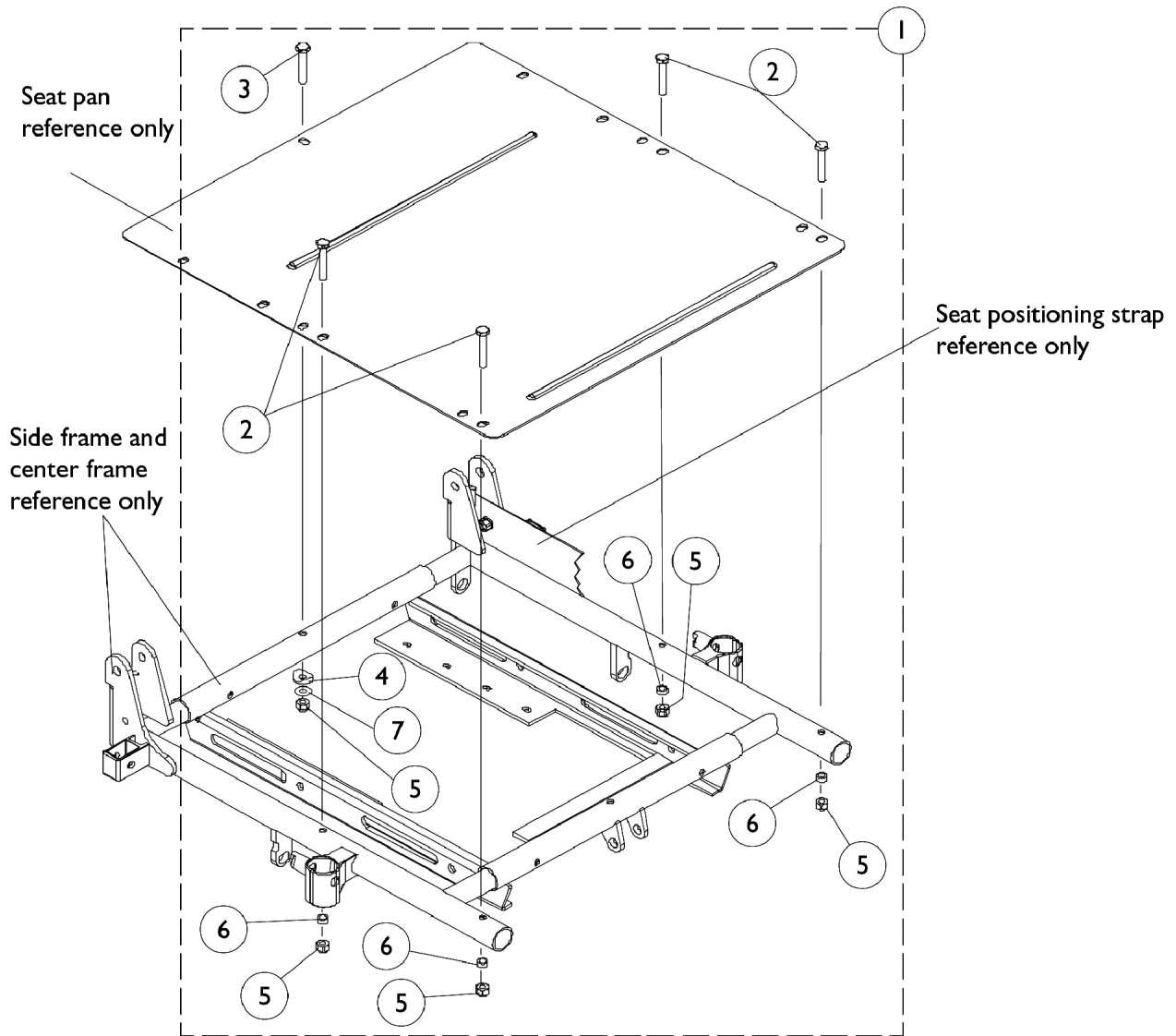
Item Number	Note	Part Number	Description	Quantity Per	
				Package	Assembly
1	A,B	1112693-NLA	NLA - Kit, Front Pivot Bracket and Links	1	1
2			NLA - Bracket, Pivot, Front, Black	1	1
3			NLA - Bolt, Shoulder (3/8 x 2-1/2")	1	2
4			NLA - Bushing, Black (7/16 x 1/2 x 11/16")	1	2
5			NLA - Block, Black Tilt Angle	1	2
6			Locknut (5/16-18)	1	2
7			Washer, Flat (3/8 x 11/16 x 1/16")	1	2
8			NLA - Ring, Retaining (3/8")	1	2
9			NLA - Link, Recline 0 and 5 Degree Seat Tilt, Black - Right	1	1
9			NLA - Link, Recline 0 and 5 Degree Seat Tilt, Black - Left	1	1
9			NLA - Link, Recline 10 and 15 Degree Seat Tilt, Black - Right	1	1
9			NLA - Link, Recline 10 and 15 Degree Seat Tilt, Black - Left	1	1
			NLA - Instruction Sheet, Replacing Front Pivot or Obtaining 0 degree Seat Tilt on Recline Only	1	1
<p>NOTE: A - Kit includes items 2-9 and the instruction sheet that is not shown. Kit is used for seating systems manufactured before 5/20/02.</p> <p>B - Part number 1098338 is no longer available from the Invacare Service Parts Department. Refer to the Invacare Website under "Product Literature Search". Enter the part number in the "Keywords" field and download a free PDF version copy.</p>					

Seat Pan



	16"Depth	17"Depth	18"Depth	19"Depth	20"Depth	21"Depth	22"Depth
16"Width	1090083-NLA	1066013-NLA	1066024	1066035-NLA	1066046-NLA	1066057-NLA	1066068-NLA
17"Width	1090084-NLA	1066014-NLA	1066025-NLA	1066036-NLA	1066047-NLA	1066058-NLA	1066069-NLA
18"Width	1090085-NLA	1066015-NLA	1066026	1066037-NLA	1066048-NLA	1066059-NLA	1066070-NLA
19"Width	1090086-NLA	1066016-NLA	1066027-NLA	1066038-NLA	1066049-NLA	1066060	1066071-NLA
20"Width	1090087-NLA	1066017-NLA	1066028-NLA	1066039-NLA	1066050-NLA	1066061-NLA	1066072-NLA
21"Width	1090088-NLA	1066018-NLA	1066029-NLA	1066040-NLA	1066051-NLA	1066062-NLA	1066073-NLA
22"Width	1090089-NLA	1066019-NLA	1066030-NLA	1066041-NLA	1066052-NLA	1066063-NLA	1066074-NLA

Seat Pan Mounting Hardware



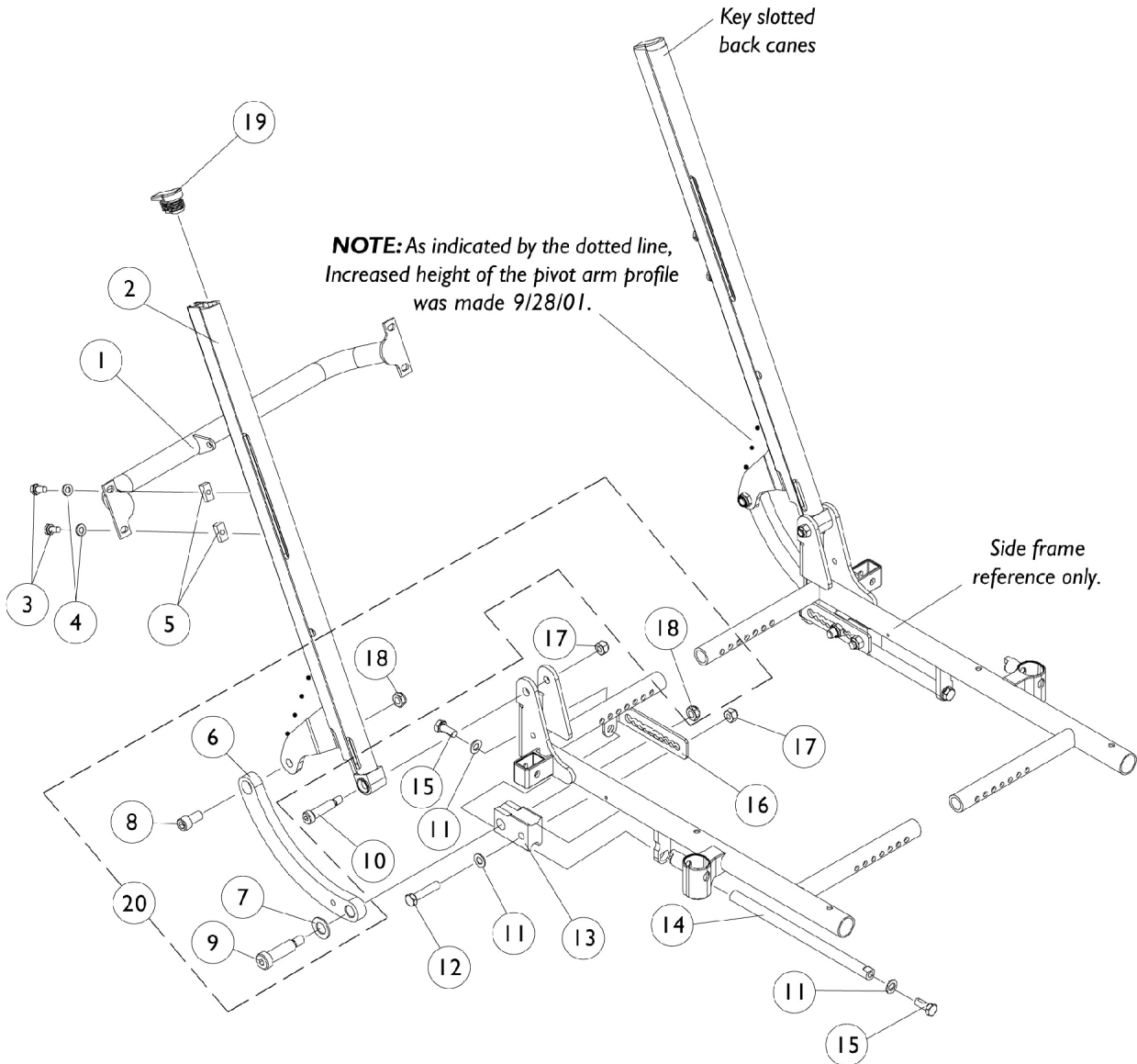
Seat Pan Mounting Hardware

Item Number	Note	Part Number	Description	Quantity Per	
				Package	Assembly
1	A	1092303	Hardware, Seat Pan Mounting	1	1
2		1030949	Screw, Hex Head (1/4-20 x 1-1/2")	1	4
3		1037610	Screw, Hex Head (1/4-20 x 1-5/8")	1	1
4		1026099	Spacer, Coved (1/4 x 11/16 x 1/2")	1	1
5		1025736	Locknut (1/4-20)	1	5
6		1047449-NLA	NLA - Spacer (1/4 x 3/8 x 3/16")	1	4
7		1026900	Washer (1/4 x 23/32 x 1/16")	1	1
NOTE: A - Includes Items 2-7					

Back Cane & Spreader Bar Assembly

Tilt Only (2GT)

NOTE: When changing back cane heights, new back assembly attaching hardware may be required.



Back Cane & Spreader Bar Assembly

Tilt Only (2GT)

NOTE: When changing back cane heights, new back assembly attaching hardware may be required.

#1 Spreader Bar

16"W	17"W	18"W	19"W	20"W	21"W	22"W
1086101-NLA See Note(s) A	See Note	1086103-NLA	See Note See Note(s) A	See Note See Note(s) A	1086106-NLA	See Note See Note(s) A
NOTE: A - Part is no longer available as a service part.						

#2 Back Canes

Back Height

	20-21"H	22-23"H	24-25"H	26-27"H	28"H
Right	1086948-NLA	1086950-NLA	1086952-NLA	1086954-NLA	1086956-NLA
Left	1086949-NLA	1086951-NLA	1086953-NLA	1086955	1086957-NLA
NOTE: Chairs manufactured between November 2, 1999 and January 31, 2002 were subject to a field correction. Contact your Dealer to make sure this has been done.					

Back Cane & Spreader Bar Assembly

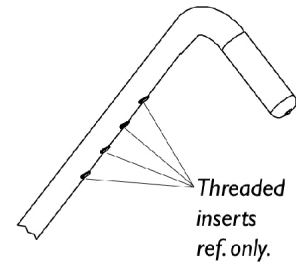
Tilt Only (2GT)

NOTE: When changing back cane heights, new back assembly attaching hardware may be required.

Item Number	Note	Part Number	Description	Quantity Per	
				Package	Assembly
1		See Chart	#1 Spreader Bar	1	1
2		See Chart	#2 Back Canes	1	2
3		1078214	Screw, Hex Head w/ Patch (1/4-20 x 1/2")	1	4
4		1026907	Washer (1/4 x 1/2 x 1/16")	1	4
5		1082699	T-Nut (1/4-20)	1	4
6	D,D1	1099540-NLA	NLA - Link, Curved, Tilt, Black - Right	1	1
6	D,D1	1099541-NLA	NLA - Link, Curved, Tilt, Black - Left	1	1
7		1031673-NLA	NLA - Washer, Nylon (35/64 x 1 x 1/16")	1	2
8	D,D1	1099527-NLA	NLA - Screw, Socket Head (3/8-16 x 3/4")	1	2
9		1021851-NLA	NLA - Bolt, Socket Head Shoulder (1/2 x 1-1/2")	1	2
10		1062604	Screw, Shoulder Hex Socket (3/8 x 1-1/4", 5/16-18)	1	2
11		1025704	Washer, Flat (5/16 x 5/8 x 1/16")	1	6
12		1070398-NLA	NLA - Screw, Hex Head (5/16-18 x 1-1/2")	1	2
13		1082725-NLA	NLA - Block, Slide	1	2
14		1082724-NLA	NLA - Rod, Slide	1	2
15		1039860	Screw, Hex Head w/ Patch (5/16-18 x 3/4")	1	2
16		1087014-NLA	NLA - Bracket, Connecting, Black - Right	1	1
16		1087015-NLA	NLA - Bracket, Connecting, Black - Left	1	1
17		1026158	Locknut (5/16-18)	1	4
18		40363X000	Hex Nut (3/8"-16)	1	4
19		1082829-NLA	NLA - Plug Button, Back Cane, Black	1	2
20	C	1099949-NLA	NLA - Kit, Curved Tilt Link Upgrade	2	1
	A,E	1098332-NLA	NLA - Instruction Sheet, Curved Link Upgrade Kit	1	1

NOTE: A - Not Shown
C - Includes Items 6-9, 18 and Instruction Sheet
D - Curved tilt link design changed along with (item 8) screw and removal of two washers as of 6/26/00. This change prevents interference with flip back armrest. It is recommended that (item 20) curved tilt link upgrade kit be ordered for tilt systems made
D1 - before 6/26/00.
E - Item is no longer available from the Invacare Service Parts Department. Refer to the Invacare Website under "Product Literature Search". Enter the part number in the "Keywords" field and download a free PDF version copy.

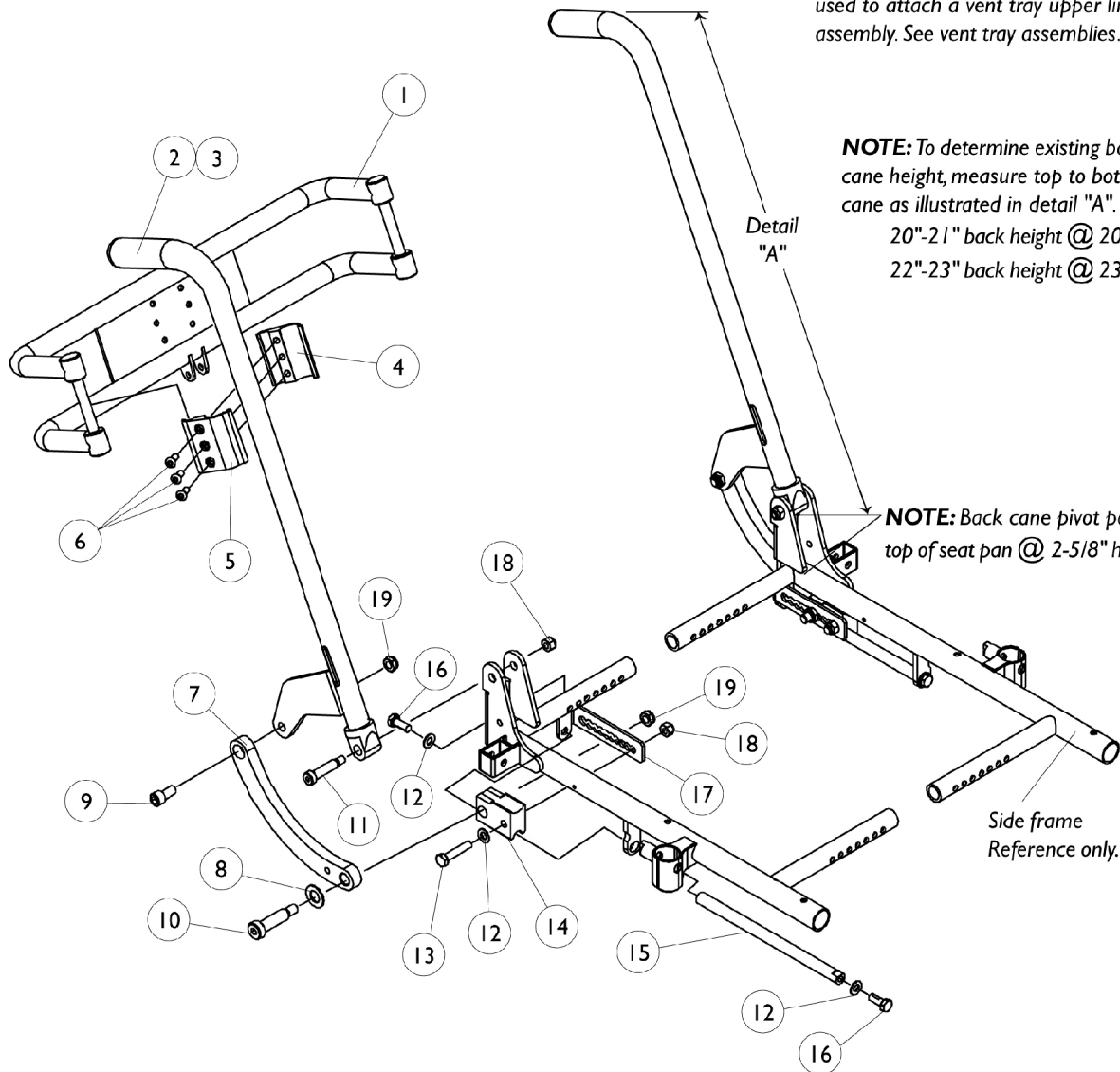
(7/8" Round) Back Cane & Spreader Bar Assembly Tilt Only (2GT)



NOTE: Back cane threaded inserts are used to attach a vent tray upper link assembly. See vent tray assemblies.

NOTE: To determine existing back cane height, measure top to bottom of cane as illustrated in detail "A".
20"-21" back height @ 20"
22"-23" back height @ 23"

NOTE: Back cane pivot point to top of seat pan @ 2-5/8" high.



(7/8" Round) Back Cane & Spreader Bar Assembly

Tilt Only (2GT)

Item #1 Spreader Bar

16"W	17"W	18"W	19"W	20"W	21"W	22"W
0013602	0013702	0013802	0013902	0014002	0014102	0014202

Item #2 Back Canes

Back Height

Side	20-21"H	22-23"H	24-25"H	26"H
Right	1103008-NLA See Note(s) A	1104726-NLA	1104728-NLA	1104730-NLA
Left	1103009-NLA See Note(s) A	1104727-NLA	1104729-NLA	1104731-NLA

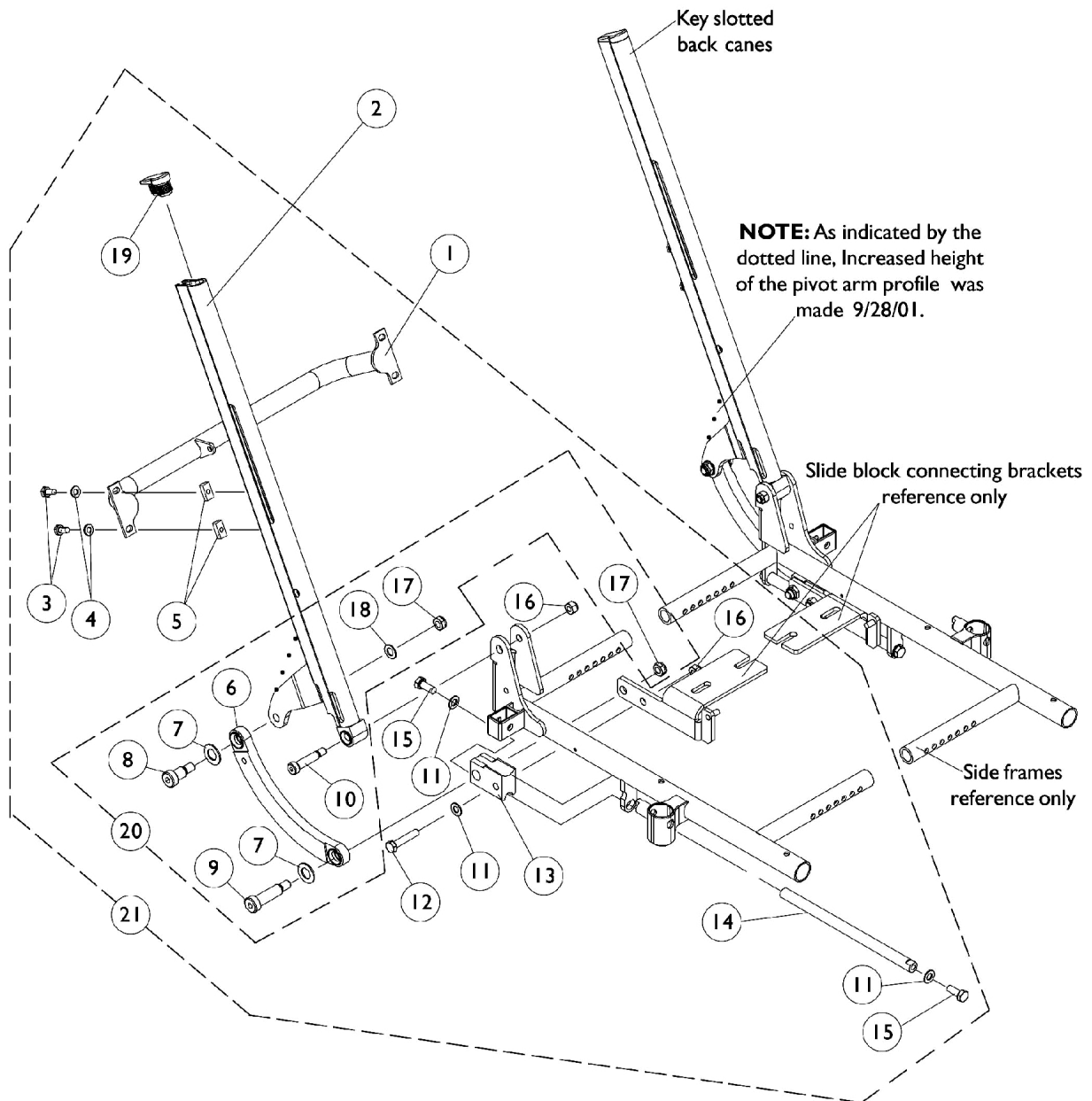
NOTE: A - Due to a manufacturing change, 20" and 21" back height canes are made approximately 3" shorter for systems made 9/17/01. Back canes must be ordered in pairs to prevent one cane from being shorter than the other for systems made before 9/18/01.

Item Number	Note	Part Number	Description	Quantity Per	
				Package	Assembly
1		See Chart	#1 Spreader Bar	1	1
2		See Chart	#2 Back Canes	1	2
3		1086460	Grip, Foam, Hand (4-1/2" L)	1	2
4		0190722	Half Clamp, Un-Threaded Holes (7/8" Dia. Back Canes)	1	2
5		0190822	Half Clamp, Threaded Holes (7/8" Dia. Back Canes)	1	2
6		1007219	Screw, Socket Head (1/4-20 x 5/8")	1	6
7		1099540-NLA	NLA - Link, Curved, Tilt, Black - Right	1	1
7		1099541-NLA	NLA - Link, Curved, Tilt, Black - Left	1	1
8		1031673-NLA	NLA - Washer, Nylon (35/64 x 1 x 1/16")	1	2
9		1099527-NLA	NLA - Screw, Socket Head (3/8-16 x 3/4")	1	2
10		1021851-NLA	NLA - Bolt, Socket Head Shoulder (1/2 x 1-1/2")	1	2
11		1062604	Screw, Shoulder Hex Socket (3/8 x 1-1/4", 5/16-18)	1	2
12		1025704	Washer, Flat (5/16 x 5/8 x 1/16")	1	6
13		1070398-NLA	NLA - Screw, Hex Head (5/16-18 x 1-1/2")	1	2
14		1082725-NLA	NLA - Block, Slide	1	2
15		1082724-NLA	NLA - Rod, Slide	1	2
16		1039860	Screw, Hex Head w/ Patch (5/16-18 x 3/4")	1	2
17		1087014-NLA	NLA - Bracket, Connecting, Black - Right	1	1
17		1087015-NLA	NLA - Bracket, Connecting, Black - Left	1	1
18		1026158	Locknut (5/16-18)	1	4
19		40363X000	Hex Nut (3/8"-16)	1	4

Back Cane & Spreader Bar Assembly

Recline Only (2GR) and Tilt/ Recline (2GTR)

NOTE: When changing back cane heights, new back assembly attaching hardware may be required.



Back Cane & Spreader Bar Assembly

Recline Only (2GR) and Tilt/ Recline (2GTR)

NOTE: When changing back cane heights, new back assembly attaching hardware may be required.

#1 Spreader Bar

16"W	17"W	18"W	19"W	20"W	21"W	22"W
1086101-NLA	See Note See Note(s) A	1086103-NLA	See Note See Note(s) A	See Note See Note(s) A	1086106-NLA	See Note See Note(s) A
NOTE: A - Parts are no longer available as a service part.						

#2 Back Canes

Back Height

	20-21"H	22-23"H	24-25"H	26-27"H	28"H
Right	1086948-NLA	1086950-NLA	1086952-NLA	1086954-NLA	1086956-NLA
Left	1086949-NLA	1086951-NLA	1086953-NLA	1086955	1086957-NLA
NOTE: Chairs manufactured between November 2, 1999 and January 31, 2002 were subject to a field correction. Contact your Dealer to make sure this has been done.					

Back Cane & Spreader Bar Assembly

Recline Only (2GR) and Tilt/ Recline (2GTR)

NOTE: When changing back cane heights, new back assembly attaching hardware may be required.

Item Number	Note	Part Number	Description	Quantity Per	
				Package	Assembly
1		See Chart	#1 Spreader Bar	1	1
2		See Chart	#2 Back Canes	1	2
3		1078214	Screw, Hex Head w/ Patch (1/4-20 x 1/2")	1	4
4		1026907	Washer (1/4 x 1/2 x 1/16")	1	4
5		1082699	T-Nut (1/4-20)	1	4
6	C	1086587-NLA	NLA - Link, Curved, Black	1	2
7		1031673-NLA	NLA - Washer, Nylon (35/64 x 1 x 1/16")	1	4
8		1086323-NLA	NLA - Screw, Shoulder Hex Socket Head (1/2 x 5/8", 3/8-16)	1	2
9		1021851-NLA	NLA - Bolt, Socket Head Shoulder (1/2 x 1-1/2")	1	2
10		1062604	Screw, Shoulder Hex Socket (3/8 x 1-1/4", 5/16-18)	1	2
11		1025704	Washer, Flat (5/16 x 5/8 x 1/16")	1	6
12		1070398-NLA	NLA - Screw, Hex Head (5/16-18 x 1-1/2")	1	2
13		1082725-NLA	NLA - Block, Slide	1	2
14		1082724-NLA	NLA - Rod, Slide	1	2
15		1039860	Screw, Hex Head w/ Patch (5/16-18 x 3/4")	1	2
16		1026158	Locknut (5/16-18)	1	4
17		40363X000	Hex Nut (3/8"-16)	1	4
18		1065214	Washer, Flat (3/8 x 11/16 x 1/16")	1	2
19		1082829-NLA	NLA - Plug Button, Back Cane, Black	1	2
20	B	1099948-NLA	NLA - Kit, Curved Link Upgrade, 2GR and 2GTR	2	1
21	D	1087001-NLA	NLA - Kit, Back Cane and Spreader Bar Mounting Hardware	2	1
	A,E	1098332-NLA	NLA - Instruction Sheet, Curved Link Upgrade Kit	1	1

NOTE: A - Not Shown
 B - Includes Items 6-9, 17, 18 and Instruction Sheet
 C - Due to product improvement the curved link changed from aluminum to steel as of 3/20/00. It is recommended that (item 20) curved link upgrade kit be ordered for systems made before 3/20/00.
 D - Includes items 3-19
 E - Item is no longer available from the Invacare Service Parts Department. Refer to the Invacare Website under "Product Literature Search". Enter the part number in the "Keywords" field and download a free PDF version copy.

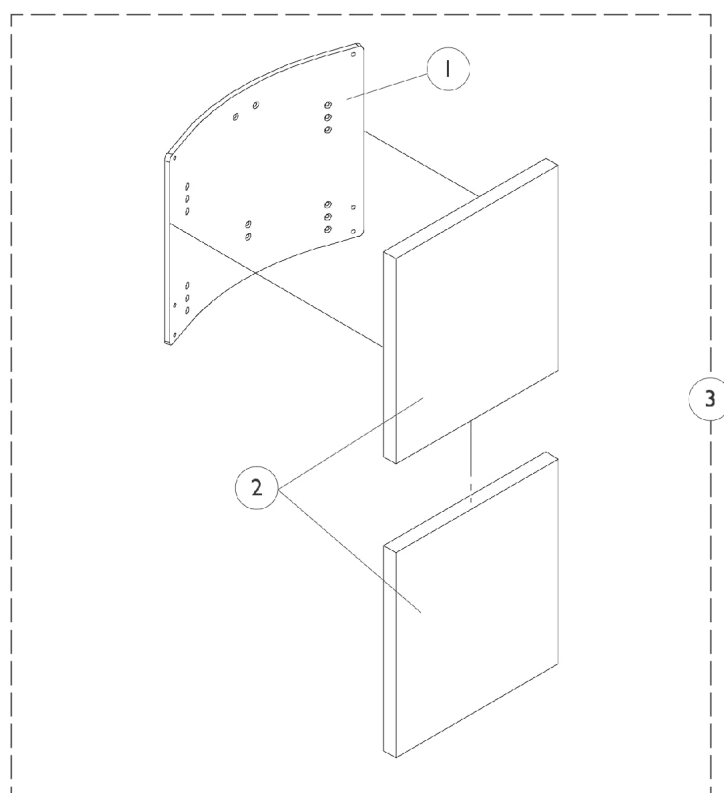
A.B.S. Curved Back w/o Mounting Hardware Tilt Only (2GT) - (Before 11/1/00)

NOTE: Wheelchairs with serial number dated for 2005 and after, call a Customer Service Parts Specialist for additional information on ordering a warranty ABS Back Pan replacement.

NOTE: Overall back height is calculated by measuring from the seat pan surface to the top of the back pan. Back pan material height can be calculated by subtracting 6-3/4" from the overall back height listed. Material height listed is rounded off to the nearest whole number.

NOTE: A.B.S. curved backs do not retrofit to the 7/8" round canes. Key slotted back canes and back attaching hardware must be ordered.

NOTE: Hook Fastener Adhesive Kit must be ordered when a Back Pan or Back Assembly is requested. This will allow the Loop Fastener Adhesive on the Back Cover to attach properly.



A.B.S. Curved Back w/o Mounting Hardware Tilt Only (2GT) - (Before 11/1/00)

NOTE: Wheelchairs with serial number dated for 2005 and after, call a Customer Service Parts Specialist for additional information on ordering a warranty ABS Back Pan replacement.

NOTE: Overall back height is calculated by measuring from the seat pan surface to the top of the back pan. Back pan material height can be calculated by subtracting 6-3/4" from the overall back height listed. Material height listed is rounded off to the nearest whole number.

NOTE: A.B.S. curved backs do not retrofit to the 7/8" round canes. Key slotted back canes and back attaching hardware must be ordered.

NOTE: Hook Fastener Adhesive Kit must be ordered when a Back Pan or Back Assembly is requested. This will allow the Loop Fastener Adhesive on the Back Cover to attach properly.

Item Number	Note	Part Number	Description	Quantity Per	
				Package	Assembly
1		See Chart	#1 Back Pan (16" - 19" W)	1	1
1		See Chart	#1 Back Pan (20" - 22" W)	1	1
2		See Chart	#2 Back Cushion Assembly (16" - 19" W)	1	1
2		See Chart	#2 Back Cushion Assembly (20" - 22" W)	1	1
3		See Chart	#3 Back Assembly w/o Hardware (16" - 19" W)	1	1
3		See Chart	#3 Back Assembly w/o Hardware (20" - 22" W)	1	1
	A	1125723	Kit, Hook Fastener w/ Adhesive Back	1	1
NOTE: A - Not Shown. Hook Fastener Adhesive Kit is used to attach the Back Cover to the Back Pan and must be ordered when a new Back Pan or Back Assembly is requested.					

A.B.S. Curved Back w/o Mounting Hardware Tilt Only (2GT) - (Before 11/1/00)

NOTE: Wheelchairs with serial number dated for 2005 and after, call a Customer Service Parts Specialist for additional information on ordering a warranty ABS Back Pan replacement.

NOTE: Overall back height is calculated by measuring from the seat pan surface to the top of the back pan. Back pan material height can be calculated by subtracting 6-3/4" from the overall back height listed. Material height listed is rounded off to the nearest whole number.

NOTE: A.B.S. curved backs do not retrofit to the 7/8" round canes. Key slotted back canes and back attaching hardware must be ordered.

NOTE: Hook Fastener Adhesive Kit must be ordered when a Back Pan or Back Assembly is requested. This will allow the Loop Fastener Adhesive on the Back Cover to attach properly.

#1 Back Pan (16" - 19" W)

Overall Back Height	Material Back Height	16" W	17" W	18" W	19" W
20"	13"	1086028-NLA	1086029-NLA	1086030-NLA	1086031-NLA
21"	14"	1086035-NLA	1086036-NLA	1086037-NLA	1086038-NLA
22"	15"	1086042-NLA	1086043-NLA	1086044-NLA	1086045-NLA
23"	16"	1086049-NLA	1086050-NLA	1086051-NLA	1086052-NLA
24"	17"	1086056-NLA	1086057-NLA	1086058-NLA	1086059-NLA
25"	18"	1086063-NLA	1086064-NLA	1086065-NLA	1086066-NLA
26"	19"	1086070-NLA	1086071-NLA	1086072-NLA	1086073-NLA
27"	20"	1086077-NLA	1086078-NLA	1086079-NLA	1086080-NLA
28"	21"	1086084-NLA	1086085-NLA	1086086-NLA	1086087-NLA

NOTE: Wheelchairs with serial number dated for 2005 and after, call a Customer Service Parts Specialist for additional information on ordering a warranty ABS Back Pan replacement.

A.B.S. Curved Back w/o Mounting Hardware Tilt Only (2GT) - (Before 11/1/00)

NOTE: Wheelchairs with serial number dated for 2005 and after, call a Customer Service Parts Specialist for additional information on ordering a warranty ABS Back Pan replacement.

NOTE: Overall back height is calculated by measuring from the seat pan surface to the top of the back pan. Back pan material height can be calculated by subtracting 6-3/4" from the overall back height listed. Material height listed is rounded off to the nearest whole number.

NOTE: A.B.S. curved backs do not retrofit to the 7/8" round canes. Key slotted back canes and back attaching hardware must be ordered.

NOTE: Hook Fastener Adhesive Kit must be ordered when a Back Pan or Back Assembly is requested. This will allow the Loop Fastener Adhesive on the Back Cover to attach properly.

#1 Back Pan (20" - 22" W)

Overall Back Height	Material Back Height	20" W	21" W	22" W
20"	13"	1086032-NLA	1086033-NLA	1086034-NLA
21"	14"	1086039-NLA	1086040-NLA	1086041-NLA
22"	15"	1086046-NLA	1086047-NLA	1086048-NLA
23"	16"	1086053-NLA	1086054-NLA	1086055-NLA
24"	17"	1086060-NLA	1086061-NLA	1086062-NLA
25"	18"	1086067-NLA	1086068-NLA	1086069-NLA
26"	19"	1086074-NLA	1086075-NLA	1086076-NLA
27"	20"	1086081-NLA	1086082-NLA	1086083-NLA
28"	21"	1086088-NLA	1086089-NLA	1086090-NLA

NOTE: Wheelchairs with serial number dated for 2005 and after, call a Customer Service Parts Specialist for additional information on ordering a warranty ABS Back Pan replacement.

A.B.S. Curved Back w/o Mounting Hardware Tilt Only (2GT) - (Before 11/1/00)

NOTE: Wheelchairs with serial number dated for 2005 and after, call a Customer Service Parts Specialist for additional information on ordering a warranty ABS Back Pan replacement.

NOTE: Overall back height is calculated by measuring from the seat pan surface to the top of the back pan. Back pan material height can be calculated by subtracting 6-3/4" from the overall back height listed. Material height listed is rounded off to the nearest whole number.

NOTE: A.B.S. curved backs do not retrofit to the 7/8" round canes. Key slotted back canes and back attaching hardware must be ordered.

NOTE: Hook Fastener Adhesive Kit must be ordered when a Back Pan or Back Assembly is requested. This will allow the Loop Fastener Adhesive on the Back Cover to attach properly.

#2 Back Cushion Assembly (16" - 19" W)

Overall Back Height	Material Back Height	16" W	17" W	18" W	19" W
20"	13"	1097382-NLA	1097383-NLA	1097384-NLA	1097385-NLA
21"	14"	1097389	1097390-NLA	1097391	1097392
22"	15"	1097396	1097397	1097398	1097399
23"	16"	1097403	1097404	1097405	1097406
24"	17"	1097410	1097411	1097412	1097413
25"	18"	1097417	1097418	1097419	1097420
26"	19"	1097424	1097425	1097426	1097427
27"	20"	1097431	1097432	1097433	1097434
28"	21"	1097438	1097439	1097440	1097441

Back cover and foam are sold as a back cushion assembly only.

A.B.S. Curved Back w/o Mounting Hardware Tilt Only (2GT) - (Before 11/1/00)

NOTE: Wheelchairs with serial number dated for 2005 and after, call a Customer Service Parts Specialist for additional information on ordering a warranty ABS Back Pan replacement.

NOTE: Overall back height is calculated by measuring from the seat pan surface to the top of the back pan. Back pan material height can be calculated by subtracting 6-3/4" from the overall back height listed. Material height listed is rounded off to the nearest whole number.

NOTE: A.B.S. curved backs do not retrofit to the 7/8" round canes. Key slotted back canes and back attaching hardware must be ordered.

NOTE: Hook Fastener Adhesive Kit must be ordered when a Back Pan or Back Assembly is requested. This will allow the Loop Fastener Adhesive on the Back Cover to attach properly.

#2 Back Cushion Assembly (20" - 22" W)

Overall Back Height	Material Back Height	20" W	21" W	22" W
20"	13"	1097386-NLA	1097387-NLA	1097388-NLA
21"	14"	1097393	1097394-NLA	1097395-NLA
22"	15"	1097400	1097401	1097402
23"	16"	1097407	1097408	1097409
24"	17"	1097414	1097415	1097416
25"	18"	1097421	1097422	1097423
26"	19"	1097428	1097429	1097430
27"	20"	1097435	1097436	1097437
28"	21"	1097442	1097443	1097444

A.B.S. Curved Back w/o Mounting Hardware Tilt Only (2GT) - (Before 11/1/00)

NOTE: Wheelchairs with serial number dated for 2005 and after, call a Customer Service Parts Specialist for additional information on ordering a warranty ABS Back Pan replacement.

NOTE: Overall back height is calculated by measuring from the seat pan surface to the top of the back pan. Back pan material height can be calculated by subtracting 6-3/4" from the overall back height listed. Material height listed is rounded off to the nearest whole number.

NOTE: A.B.S. curved backs do not retrofit to the 7/8" round canes. Key slotted back canes and back attaching hardware must be ordered.

NOTE: Hook Fastener Adhesive Kit must be ordered when a Back Pan or Back Assembly is requested. This will allow the Loop Fastener Adhesive on the Back Cover to attach properly.

#3 Back Assembly w/o Hardware (16" - 19" W)

Overall Back Height	Material Back Height	16" W	17" W	18" W	19" W
20"	13"	1090575-NLA See Note(s) A	1090576-NLA See Note(s) A	1090577	1090578-NLA See Note(s) A
21"	14"	1090582-NLA See Note(s) A	1090583-NLA See Note(s) A	1090584-NLA See Note(s) A	1090585-NLA See Note(s) A
22"	15"	1090589-NLA See Note(s) A	1090590-NLA See Note(s) A	1090591-NLA See Note(s) A	1090592-NLA See Note(s) A
23"	16"	1090596-NLA See Note(s) A	1090597-NLA See Note(s) A	1090598-NLA See Note(s) A	1090599-NLA See Note(s) A
24"	17"	1090603-NLA See Note(s) A	1090604-NLA See Note(s) A	1090605-NLA See Note(s) A	1090606-NLA See Note(s) A
25"	18"	1090610-NLA See Note(s) A	1090611-NLA See Note(s) A	1090612-NLA See Note(s) A	1090613-NLA See Note(s) A
26"	19"	1090617-NLA See Note(s) A	1090618-NLA See Note(s) A	1090619-NLA See Note(s) A	1090620-NLA See Note(s) A
27"	20"	1090624-NLA See Note(s) A	1090625-NLA See Note(s) A	1090626-NLA See Note(s) A	1090627-NLA See Note(s) A
28"	21"	1090631-NLA See Note(s) A	1090632-NLA See Note(s) A	1090633-NLA See Note(s) A	1090634-NLA See Note(s) A

NOTE: A - No longer available. Must be ordered as separate components, Item 1 (Back Pan) and Item 2 (Back Cushion Assembly).

A.B.S. Curved Back w/o Mounting Hardware Tilt Only (2GT) - (Before 11/1/00)

NOTE: Wheelchairs with serial number dated for 2005 and after, call a Customer Service Parts Specialist for additional information on ordering a warranty ABS Back Pan replacement.

NOTE: Overall back height is calculated by measuring from the seat pan surface to the top of the back pan. Back pan material height can be calculated by subtracting 6-3/4" from the overall back height listed. Material height listed is rounded off to the nearest whole number.

NOTE: A.B.S. curved backs do not retrofit to the 7/8" round canes. Key slotted back canes and back attaching hardware must be ordered.

NOTE: Hook Fastener Adhesive Kit must be ordered when a Back Pan or Back Assembly is requested. This will allow the Loop Fastener Adhesive on the Back Cover to attach properly.

#3 Back Assembly w/o Hardware (20" - 22" W)

Overall Back Height	Material Back Height	20" W	21" W	22" W
20"	13"	1090579-NLA See Note(s) A	1090580-NLA See Note(s) A	1090581-NLA See Note(s) A
21"	14"	1090586-NLA See Note(s) A	1090587-NLA See Note(s) A	1090588-NLA See Note(s) A
22"	15"	1090593-NLA See Note(s) A	1090594-NLA See Note(s) A	1090595-NLA See Note(s) A
23"	16"	1090600-NLA See Note(s) A	1090601-NLA See Note(s) A	1090602-NLA See Note(s) A
24"	17"	1090607-NLA See Note(s) A	1090608-NLA See Note(s) A	1090609-NLA See Note(s) A
25"	18"	1090614-NLA See Note(s) A	1090615-NLA See Note(s) A	1090616-NLA See Note(s) A
26"	19"	1090621-NLA See Note(s) A	1090622-NLA See Note(s) A	1090623-NLA See Note(s) A
27"	20"	1090628-NLA See Note(s) A	1090629-NLA See Note(s) A	1090630-NLA See Note(s) A
28"	21"	1090635-NLA See Note(s) A	1090636-NLA See Note(s) A	1090637-NLA See Note(s) A

NOTE: A - No longer available. Must be ordered as separate components, Item 1 (Back Pan) and Item 2 (Back Cushion Assembly).

A.B.S. Curved Back w/o Mounting Hardware

Tilt Only (2GT)

(After 10/31/00)

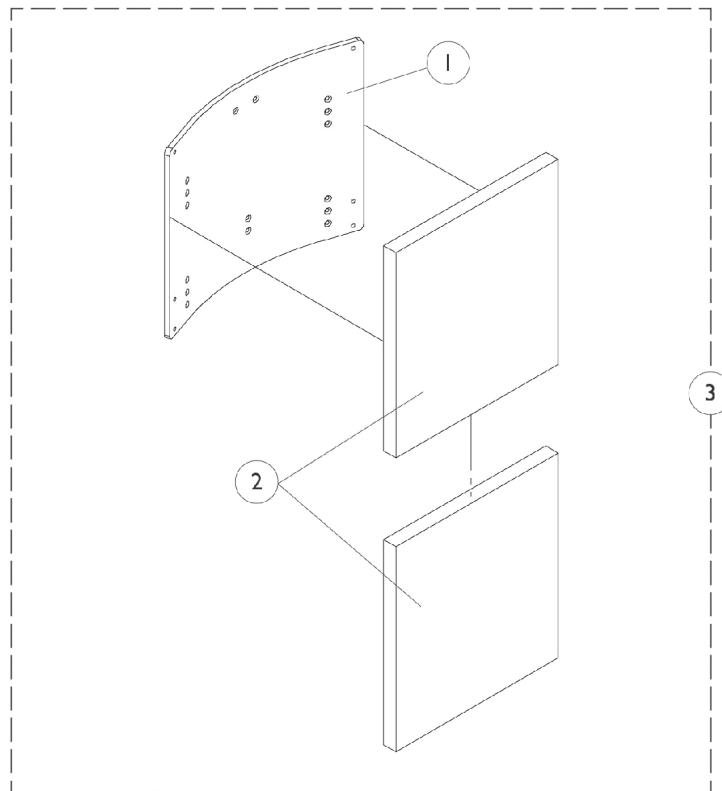
NOTE: Wheelchairs with serial number dated for 2005 and after, call a Customer Service Parts Specialist for additional information on ordering a warranty ABS Back Pan replacement.

NOTE: Overall back height is calculated by measuring from the seat pan surface to the top of the back pan. Back pan material height can be calculated by subtracting 3-3/4" from the overall back height listed. Material height listed is rounded off to the nearest whole number.

NOTE: After 10/31/00 spacing between the seat pan and the lower side of the back pan was decreased 3" by adding 3" to the back pan material. Overall back height did not change.

NOTE: A.B.S. curved backs do not retrofit to the 7/8" round canes. Key slotted back canes and back attaching hardware must be ordered.

NOTE: Hook Fastener Adhesive Kit must be ordered when a Back Pan or Back Assembly is requested. This will allow the Loop Fastener Adhesive on the Back Cover to attach properly.



A.B.S. Curved Back w/o Mounting Hardware

Tilt Only (2GT)

(After 10/31/00)

NOTE: Wheelchairs with serial number dated for 2005 and after, call a Customer Service Parts Specialist for additional information on ordering a warranty ABS Back Pan replacement.

NOTE: Overall back height is calculated by measuring from the seat pan surface to the top of the back pan. Back pan material height can be calculated by subtracting 3-3/4" from the overall back height listed. Material height listed is rounded off to the nearest whole number.

NOTE: After 10/31/00 spacing between the seat pan and the lower side of the back pan was decreased 3" by adding 3" to the back pan material. Overall back height did not change.

NOTE: A.B.S. curved backs do not retrofit to the 7/8" round canes. Key slotted back canes and back attaching hardware must be ordered.

NOTE: Hook Fastener Adhesive Kit must be ordered when a Back Pan or Back Assembly is requested. This will allow the Loop Fastener Adhesive on the Back Cover to attach properly.

Item Number	Note	Part Number	Description	Quantity Per	
				Package	Assembly
1		See Chart	#1 Back Pan 16" Wide - 19" Wide	1	1
1		See Chart	#1 Back Pan 20" Wide - 22" Wide	1	1
2		See Chart	#2 Back Cushion Assembly 16" Wide - 19" Wide	1	1
2		See Chart	#2 Back Cushion Assembly 20" Wide - 22" Wide	1	1
3		See Chart	#3 Back Assembly w/o Hardware 16" Wide - 19" Wide	1	1
3		See Chart	#3 Back Assembly w/o Hardware 20" Wide - 22" Wide	1	1
	A	1125723	Kit, Hook Fastener w/ Adhesive Back	1	1
NOTE: A - Not Shown. Hook Fastener Adhesive Kit is used to attach the Back Cover to the Back Pan and must be ordered when a new Back Pan or Back Assembly is requested.					

A.B.S. Curved Back w/o Mounting Hardware

Tilt Only (2GT)

(After 10/31/00)

NOTE: Wheelchairs with serial number dated for 2005 and after, call a Customer Service Parts Specialist for additional information on ordering a warranty ABS Back Pan replacement.

NOTE: Overall back height is calculated by measuring from the seat pan surface to the top of the back pan. Back pan material height can be calculated by subtracting 3-3/4" from the overall back height listed. Material height listed is rounded off to the nearest whole number.

NOTE: After 10/31/00 spacing between the seat pan and the lower side of the back pan was decreased 3" by adding 3" to the back pan material. Overall back height did not change.

NOTE: A.B.S. curved backs do not retrofit to the 7/8" round canes. Key slotted back canes and back attaching hardware must be ordered.

NOTE: Hook Fastener Adhesive Kit must be ordered when a Back Pan or Back Assembly is requested. This will allow the Loop Fastener Adhesive on the Back Cover to attach properly.

#1 Back Pan 16" Wide - 19" Wide

Overall Back Height	Material Back Height	16" W	17" W	18" W	19" W
20"	16"	1086049-NLA	1086050-NLA	1086051-NLA	1086052-NLA
21"	17"	1086056-NLA	1086057-NLA	1086058-NLA	1086059-NLA
22"	18"	1086063-NLA	1086064-NLA	1086065-NLA	1086066-NLA
23"	19"	1086070-NLA	1086071-NLA	1086072-NLA	1086073-NLA
24"	20"	1086077-NLA	1086078-NLA	1086079-NLA	1086080-NLA
25"	21"	1086084-NLA	1086085-NLA	1086086-NLA	1086087-NLA

NOTE: Wheelchairs with serial number dated for 2005 and after, call a Customer Service Parts Specialist for additional information on ordering a warranty ABS Back Pan replacement.

#1 Back Pan 20" Wide - 22" Wide

Overall Back Height	Material Back Height	20" W	21" W	22" W
20"	16"	1086053-NLA	1086054-NLA	1086055-NLA
21"	17"	1086060-NLA	1086061-NLA	1086062-NLA
22"	18"	1086067-NLA	1086068-NLA	1086069-NLA
23"	19"	1086074-NLA	1086075-NLA	1086076-NLA
24"	20"	1086081-NLA	1086082-NLA	1086083-NLA
25"	21"	1086088-NLA	1086089-NLA	1086090-NLA

NOTE: Wheelchairs with serial number dated for 2005 and after, call a Customer Service Parts Specialist for additional information on ordering a warranty ABS Back Pan replacement.

A.B.S. Curved Back w/o Mounting Hardware

Tilt Only (2GT)

(After 10/31/00)

NOTE: Wheelchairs with serial number dated for 2005 and after, call a Customer Service Parts Specialist for additional information on ordering a warranty ABS Back Pan replacement.

NOTE: Overall back height is calculated by measuring from the seat pan surface to the top of the back pan. Back pan material height can be calculated by subtracting 3-3/4" from the overall back height listed. Material height listed is rounded off to the nearest whole number.

NOTE: After 10/31/00 spacing between the seat pan and the lower side of the back pan was decreased 3" by adding 3" to the back pan material. Overall back height did not change.

NOTE: A.B.S. curved backs do not retrofit to the 7/8" round canes. Key slotted back canes and back attaching hardware must be ordered.

NOTE: Hook Fastener Adhesive Kit must be ordered when a Back Pan or Back Assembly is requested. This will allow the Loop Fastener Adhesive on the Back Cover to attach properly.

#2 Back Cushion Assembly 16" Wide - 19" Wide

Overall Back Height	Material Back Height	16" W	17" W	18" W	19" W
20"	16"	1097403	1097404	1097405	1097406
21"	17"	1097410	1097411	1097412	1097413
22"	18"	1097417	1097418	1097419	1097420
23"	19"	1097424	1097425	1097426	1097427
24"	20"	1097431	1097432	1097433	1097434
25"	21"	1097438	1097439	1097440	1097441

Back cover and foam are sold as a back cushion assembly only.

#2 Back Cushion Assembly 20" Wide - 22" Wide

Overall Back Height	Material Back Height	20" W	21" W	22" W
20"	16"	1097407	1097408	1097409
21"	17"	1097414	1097415	1097416
22"	18"	1097421	1097422	1097423
23"	19"	1097428	1097429	1097430
24"	20"	1097435	1097436	1097437
25"	21"	1097442	1097443	1097444

A.B.S. Curved Back w/o Mounting Hardware

Tilt Only (2GT)

(After 10/31/00)

NOTE: Wheelchairs with serial number dated for 2005 and after, call a Customer Service Parts Specialist for additional information on ordering a warranty ABS Back Pan replacement.

NOTE: Overall back height is calculated by measuring from the seat pan surface to the top of the back pan. Back pan material height can be calculated by subtracting 3-3/4" from the overall back height listed. Material height listed is rounded off to the nearest whole number.

NOTE: After 10/31/00 spacing between the seat pan and the lower side of the back pan was decreased 3" by adding 3" to the back pan material. Overall back height did not change.

NOTE: A.B.S. curved backs do not retrofit to the 7/8" round canes. Key slotted back canes and back attaching hardware must be ordered.

NOTE: Hook Fastener Adhesive Kit must be ordered when a Back Pan or Back Assembly is requested. This will allow the Loop Fastener Adhesive on the Back Cover to attach properly.

#3 Back Assembly w/o Hardware 16" Wide - 19" Wide

Overall Back Height	Material Back Height	16" W	17" W	18" W	19" W
20"	16"	1090596-NLA See Note(s) A	1090597-NLA See Note(s) A	1090598-NLA See Note(s) A	1090599-NLA See Note(s) A
21"	17"	1090603-NLA See Note(s) A	1090604-NLA See Note(s) A	1090605-NLA See Note(s) A	1090606-NLA See Note(s) A
22"	18"	1090610-NLA See Note(s) A	1090611-NLA See Note(s) A	1090612-NLA See Note(s) A	1090613-NLA See Note(s) A
23"	19"	1090617-NLA See Note(s) A	1090618-NLA See Note(s) A	1090619-NLA See Note(s) A	1090620-NLA See Note(s) A
24"	20"	1090624-NLA See Note(s) A	1090625-NLA See Note(s) A	1090626-NLA See Note(s) A	1090627-NLA See Note(s) A
25"	21"	1090631-NLA See Note(s) A	1090632-NLA See Note(s) A	1090633-NLA See Note(s) A	1090634-NLA See Note(s) A

NOTE: A - No longer available. Must be ordered as separate components, Item 1 (Back Pan) and Item 2 (Back Cushion Assembly).

#3 Back Assembly w/o Hardware 20" Wide - 22" Wide

Overall Back Height	Material Back Height	20" W	21" W	22" W
20"	16"	1090600-NLA See Note(s) A	1090601-NLA See Note(s) A	1090602-NLA See Note(s) A
21"	17"	1090607-NLA See Note(s) A	1090608-NLA See Note(s) A	1090609-NLA See Note(s) A
22"	18"	1090614-NLA See Note(s) A	1090615-NLA See Note(s) A	1090616-NLA See Note(s) A
23"	19"	1090621-NLA See Note(s) A	1090622-NLA See Note(s) A	1090623-NLA See Note(s) A
24"	20"	1090628-NLA See Note(s) A	1090629-NLA See Note(s) A	1090630-NLA See Note(s) A

A.B.S. Curved Back w/o Mounting Hardware

Tilt Only (2GT)

(After 10/31/00)

NOTE: Wheelchairs with serial number dated for 2005 and after, call a Customer Service Parts Specialist for additional information on ordering a warranty ABS Back Pan replacement.

NOTE: Overall back height is calculated by measuring from the seat pan surface to the top of the back pan. Back pan material height can be calculated by subtracting 3-3/4" from the overall back height listed. Material height listed is rounded off to the nearest whole number.

NOTE: After 10/31/00 spacing between the seat pan and the lower side of the back pan was decreased 3" by adding 3" to the back pan material. Overall back height did not change.

NOTE: A.B.S. curved backs do not retrofit to the 7/8" round canes. Key slotted back canes and back attaching hardware must be ordered.

NOTE: Hook Fastener Adhesive Kit must be ordered when a Back Pan or Back Assembly is requested. This will allow the Loop Fastener Adhesive on the Back Cover to attach properly.

#3 Back Assembly w/o Hardware 20" Wide - 22" Wide

Overall Back Height	Material Back Height	20" W	21" W	22" W
25"	21"	1090635-NLA See Note(s) A	1090636-NLA See Note(s) A	1090637-NLA See Note(s) A
NOTE: A - No Longer Available. Must be ordered as separate components, item 1 (Back Pan) and item 2 (Back Cushion Assembly).				

A.B.S. Curved Back w/o Mounting Hardware (Before 4/21/03)

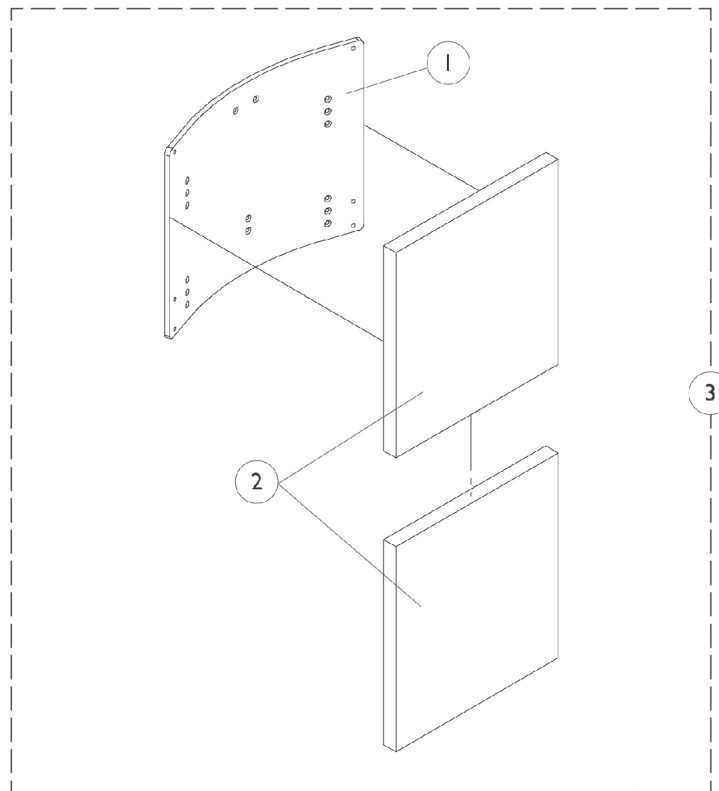
Recline Only (2GR) and Tilt/Recline (2GTR) w/ V.S.R.

NOTE: Wheelchairs with serial number dated for 2005 and after, call a Customer Service Parts Specialist for additional information on ordering a warranty ABS Back Pan replacement.

NOTE: Overall back height is calculated by measuring from the seat pan surface to the top of the back pan. Back pan material height can be calculated by subtracting 8-3/4" from the overall back height listed.

Material height listed is rounded off to the nearest whole number.

NOTE: Hook Fastener Adhesive Kit must be ordered when a Back Pan or Back Assembly is requested. This will allow the Loop Fastener Adhesive on the Back Cover to attach properly.



A.B.S. Curved Back w/o Mounting Hardware (Before 4/21/03)

Recline Only (2GR) and Tilt/Recline (2GTR) w/ V.S.R.

NOTE: Wheelchairs with serial number dated for 2005 and after, call a Customer Service Parts Specialist for additional information on ordering a warranty ABS Back Pan replacement.

NOTE: Overall back height is calculated by measuring from the seat pan surface to the top of the back pan. Back pan material height can be calculated by subtracting 8-3/4" from the overall back height listed.

Material height listed is rounded off to the nearest whole number.

NOTE: Hook Fastener Adhesive Kit must be ordered when a Back Pan or Back Assembly is requested. This will allow the Loop Fastener Adhesive on the Back Cover to attach properly.

Item Number	Note	Part Number	Description	Quantity Per	
				Package	Assembly
1		See Chart	#1 Back Pan (16" - 19" W)	1	1
1		See Chart	#1 Back Pan (20" - 22" W)	1	1
2		See Chart	#2 Back Cushion Assembly (16" - 19" W)	1	1
2		See Chart	#2 Back Cushion Assembly (20" - 22" W)	1	1
3		See Chart	#3 Back Assembly w/o Hardware (16" - 19" W)	1	1
3		See Chart	#3 Back Assembly w/o Hardware (20" - 22" W)	1	1
	A	1125723	Kit, Hook Fastener w/ Adhesive Back	1	1
NOTE: A - Not Shown. Hook Fastener Adhesive Kit is used to attach a Back Cover to the Back Pan and must be ordered when a new Back Pan or Back Assembly is requested.					

A.B.S. Curved Back w/o Mounting Hardware (Before 4/21/03)

Recline Only (2GR) and Tilt/Recline (2GTR) w/ V.S.R.

NOTE: Wheelchairs with serial number dated for 2005 and after, call a Customer Service Parts Specialist for additional information on ordering a warranty ABS Back Pan replacement.

NOTE: Overall back height is calculated by measuring from the seat pan surface to the top of the back pan. Back pan material height can be calculated by subtracting 8-3/4" from the overall back height listed.

Material height listed is rounded off to the nearest whole number.

NOTE: Hook Fastener Adhesive Kit must be ordered when a Back Pan or Back Assembly is requested. This will allow the Loop Fastener Adhesive on the Back Cover to attach properly.

#1 Back Pan (16" - 19" W)

Overall Back Height	Material Back Height	16" W	17" W	18" W	19" W
20"	11"	1086014-NLA	1086015-NLA	1086016-NLA	1086017-NLA
21"	12"	1086021-NLA	1086022-NLA	1086023-NLA	1086024-NLA
22"	13"	1086028-NLA	1086029-NLA	1086030-NLA	1086031-NLA
23"	14"	1086035-NLA	1086036-NLA	1086037-NLA	1086038-NLA
24"	15"	1086042-NLA	1086043-NLA	1086044-NLA	1086045-NLA
25"	16"	1086049-NLA	1086050-NLA	1086051-NLA	1086052-NLA
26"	17"	1086056-NLA	1086057-NLA	1086058-NLA	1086059-NLA
27"	18"	1086063-NLA	1086064-NLA	1086065-NLA	1086066-NLA
28"	19"	1086070-NLA	1086071-NLA	1086072-NLA	1086073-NLA

NOTE: Wheelchairs with serial number dated for 2005 and after, call a Customer Service Parts Specialist for additional information on ordering a warranty ABS Back Pan replacement.

A.B.S. Curved Back w/o Mounting Hardware (Before 4/21/03)

Recline Only (2GR) and Tilt/Recline (2GTR) w/ V.S.R.

NOTE: Wheelchairs with serial number dated for 2005 and after, call a Customer Service Parts Specialist for additional information on ordering a warranty ABS Back Pan replacement.

NOTE: Overall back height is calculated by measuring from the seat pan surface to the top of the back pan. Back pan material height can be calculated by subtracting 8-3/4" from the overall back height listed.

Material height listed is rounded off to the nearest whole number.

NOTE: Hook Fastener Adhesive Kit must be ordered when a Back Pan or Back Assembly is requested. This will allow the Loop Fastener Adhesive on the Back Cover to attach properly.

#1 Back Pan (20" - 22" W)

Overall Back Height	Material Back Height	20" W	21" W	22" W
20"	11"	1086018-NLA	1086019-NLA	1086020-NLA
21"	12"	1086025-NLA	1086026-NLA	1086027-NLA
22"	13"	1086032-NLA	1086033-NLA	1086034-NLA
23"	14"	1086039-NLA	1086040-NLA	1086041-NLA
24"	15"	1086046-NLA	1086047-NLA	1086048-NLA
25"	16"	1086053-NLA	1086054-NLA	1086055-NLA
26"	17"	1086060-NLA	1086061-NLA	1086062-NLA
27"	18"	1086067-NLA	1086068-NLA	1086069-NLA
28"	19"	1086074-NLA	1086075-NLA	1086076-NLA

NOTE: Wheelchairs with serial number dated for 2005 and after, call a Customer Service Parts Specialist for additional information on ordering a warranty ABS Back Pan replacement.

A.B.S. Curved Back w/o Mounting Hardware (Before 4/21/03)

Recline Only (2GR) and Tilt/Recline (2GTR) w/ V.S.R.

NOTE: Wheelchairs with serial number dated for 2005 and after, call a Customer Service Parts Specialist for additional information on ordering a warranty ABS Back Pan replacement.

NOTE: Overall back height is calculated by measuring from the seat pan surface to the top of the back pan. Back pan material height can be calculated by subtracting 8-3/4" from the overall back height listed.

Material height listed is rounded off to the nearest whole number.

NOTE: Hook Fastener Adhesive Kit must be ordered when a Back Pan or Back Assembly is requested. This will allow the Loop Fastener Adhesive on the Back Cover to attach properly.

#2 Back Cushion Assembly (16" - 19" W)

Overall Back Height	Material Back Height	16" W	17" W	18" W	19" W
20"	11"	1097368-NLA	1097369-NLA	1097370-NLA	1097371-NLA
21"	12"	1097375-NLA	1097376-NLA	1097377	1097378-NLA
22"	13"	1097382-NLA	1097383-NLA	1097384-NLA	1097385-NLA
23"	14"	1097389	1097390-NLA	1097391	1097392
24"	15"	1097396	1097397	1097398	1097399
25"	16"	1097403	1097404	1097405	1097406
26"	17"	1097410	1097411	1097412	1097413
27"	18"	1097417	1097418	1097419	1097420
28"	19"	1097424	1097425	1097426	1097427

Back cover and foam are sold as a back cushion assembly only.

A.B.S. Curved Back w/o Mounting Hardware (Before 4/21/03)

Recline Only (2GR) and Tilt/Recline (2GTR) w/ V.S.R.

NOTE: Wheelchairs with serial number dated for 2005 and after, call a Customer Service Parts Specialist for additional information on ordering a warranty ABS Back Pan replacement.

NOTE: Overall back height is calculated by measuring from the seat pan surface to the top of the back pan. Back pan material height can be calculated by subtracting 8-3/4" from the overall back height listed.

Material height listed is rounded off to the nearest whole number.

NOTE: Hook Fastener Adhesive Kit must be ordered when a Back Pan or Back Assembly is requested. This will allow the Loop Fastener Adhesive on the Back Cover to attach properly.

#2 Back Cushion Assembly (20" - 22" W)

Overall Back Height	Material Back Height	20" W	21" W	22" W
20"	11"	1097372-NLA	1097373-NLA	1097374-NLA
21"	12"	1097379-NLA	1097380-NLA	1097381-NLA
22"	13"	1097386-NLA	1097387-NLA	1097388-NLA
23"	14"	1097393	1097394-NLA	1097395-NLA
24"	15"	1097400	1097401	1097402
25"	16"	1097407	1097408	1097409
26"	17"	1097414	1097415	1097416
27"	18"	1097421	1097422	1097423
28"	19"	1097428	1097429	1097430

A.B.S. Curved Back w/o Mounting Hardware (Before 4/21/03)

Recline Only (2GR) and Tilt/Recline (2GTR) w/ V.S.R.

NOTE: Wheelchairs with serial number dated for 2005 and after, call a Customer Service Parts Specialist for additional information on ordering a warranty ABS Back Pan replacement.

NOTE: Overall back height is calculated by measuring from the seat pan surface to the top of the back pan. Back pan material height can be calculated by subtracting 8-3/4" from the overall back height listed.

Material height listed is rounded off to the nearest whole number.

NOTE: Hook Fastener Adhesive Kit must be ordered when a Back Pan or Back Assembly is requested. This will allow the Loop Fastener Adhesive on the Back Cover to attach properly.

#3 Back Assembly w/o Hardware (16" - 19" W)

Overall Back Height	Material Back Height	16" W	17" W	18" W	19" W
20"	11"	1090561-NLA See Note(s) A	1090562-NLA See Note(s) A	1090563-NLA See Note(s) A	1090564-NLA See Note(s) A
21"	12"	1090568-NLA See Note(s) A	1090569-NLA See Note(s) A	1090570-NLA See Note(s) A	1090571-NLA See Note(s) A
22"	13"	1090575-NLA See Note(s) A	1090576-NLA See Note(s) A	1090577	1090578-NLA See Note(s) A
23"	14"	1090582-NLA See Note(s) A	1090583-NLA See Note(s) A	1090584-NLA See Note(s) A	1090585-NLA See Note(s) A
24"	15"	1090589-NLA See Note(s) A	1090590-NLA See Note(s) A	1090591-NLA See Note(s) A	1090592-NLA See Note(s) A
25"	16"	1090596-NLA See Note(s) A	1090597-NLA See Note(s) A	1090598-NLA See Note(s) A	1090599-NLA See Note(s) A
26"	17"	1090603-NLA See Note(s) A	1090604-NLA See Note(s) A	1090605-NLA See Note(s) A	1090606-NLA See Note(s) A
27"	18"	1090610-NLA See Note(s) A	1090611-NLA See Note(s) A	1090612-NLA See Note(s) A	1090613-NLA See Note(s) A
28"	19"	1090617-NLA See Note(s) A	1090618-NLA See Note(s) A	1090619-NLA See Note(s) A	1090620-NLA See Note(s) A

NOTE: A - No longer available. Must be ordered as separate components, Item 1 (Back Pan) and Item 2 (Back Cushion Assembly).

A.B.S. Curved Back w/o Mounting Hardware (Before 4/21/03)

Recline Only (2GR) and Tilt/Recline (2GTR) w/ V.S.R.

NOTE: Wheelchairs with serial number dated for 2005 and after, call a Customer Service Parts Specialist for additional information on ordering a warranty ABS Back Pan replacement.

NOTE: Overall back height is calculated by measuring from the seat pan surface to the top of the back pan. Back pan material height can be calculated by subtracting 8-3/4" from the overall back height listed. Material height listed is rounded off to the nearest whole number.

NOTE: Hook Fastener Adhesive Kit must be ordered when a Back Pan or Back Assembly is requested. This will allow the Loop Fastener Adhesive on the Back Cover to attach properly.

#3 Back Assembly w/o Hardware (20" - 22" W)

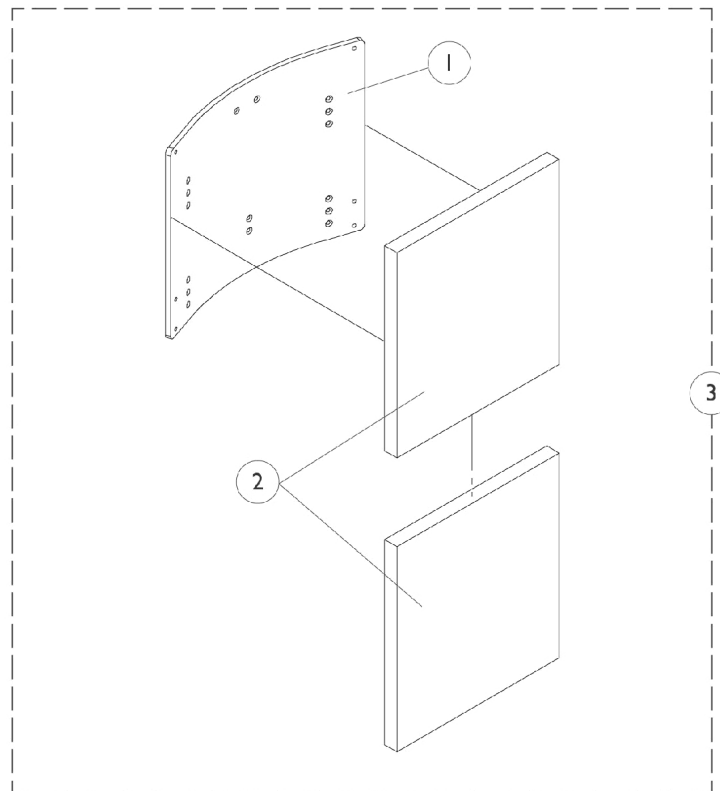
Overall Back Height	Material Back Height	20" W	21" W	22" W
20"	11"	1090565-NLA See Note(s) A	1090566-NLA See Note(s) A	1090567-NLA See Note(s) A
21"	12"	1090572-NLA See Note(s) A	1090573-NLA See Note(s) A	1090574-NLA See Note(s) A
22"	13"	1090579-NLA See Note(s) A	1090580-NLA See Note(s) A	1090581-NLA See Note(s) A
23"	14"	1090586-NLA See Note(s) A	1090587-NLA See Note(s) A	1090588-NLA See Note(s) A
24"	15"	1090593-NLA See Note(s) A	1090594-NLA See Note(s) A	1090595-NLA See Note(s) A
25"	16"	1090600-NLA See Note(s) A	1090601-NLA See Note(s) A	1090602-NLA See Note(s) A
26"	17"	1090607-NLA See Note(s) A	1090608-NLA See Note(s) A	1090609-NLA See Note(s) A
27"	18"	1090614-NLA See Note(s) A	1090615-NLA See Note(s) A	1090616-NLA See Note(s) A
28"	19"	1090621-NLA See Note(s) A	1090622-NLA See Note(s) A	1090623-NLA See Note(s) A
NOTE: A - No longer available. Must be ordered as separate components, Item 1 (Back Pan) and Item 2 (Back Cushion Assembly).				

A.B.S. Curved Back w/o Mounting Hardware (After 4/20/03) Recline Only (2GR) and Tilt/Recline (2GTR) w/ V.S.R.

NOTE: Wheelchairs with serial number dated for 2005 and after, call a Customer Service Parts Specialist for additional information on ordering a warranty ABS Back Pan replacement.

NOTE: Overall back height is calculated by measuring from the seat pan surface to the top of the back pan. Back pan material height can be calculated by subtracting 4-3/4" from the overall back height listed. Material height listed is rounded off to the nearest whole number.

NOTE: Hook Fastener Adhesive Kit must be ordered when a Back Pan or Back Assembly is requested. This will allow the Loop Fastener Adhesive on the Back Cover to attach properly.



Item Number	Note	Part Number	Description	Quantity Per	
				Package	Assembly
1		See Chart	#1 Back Pan (16" - 19" W)	1	1
1		See Chart	#1 Back Pan (20" - 22" W)	1	1
2		See Chart	#2 Back Cushion Assembly (16" - 19" W)	1	1
2		See Chart	#2 Back Cushion Assembly (20" - 22" W)	1	1
3		See Chart	#3 Back Assembly w/o Hardware (16" - 19" W)	1	1
3		See Chart	#3 Back Assembly w/o Hardware (20" - 22" W)	1	1
	A	1125723	Kit, Hook Fastener w/ Adhesive Back	1	1
NOTE: A - Not Shown. Hook Fastener Adhesive Kit is used to attach the Back Cover to the Back Pan and must be ordered when a new Back Pan or Back Assembly is requested.					

A.B.S. Curved Back w/o Mounting Hardware (After 4/20/03) Recline Only (2GR) and Tilt/Recline (2GTR) w/ V.S.R.

NOTE: Wheelchairs with serial number dated for 2005 and after, call a Customer Service Parts Specialist for additional information on ordering a warranty ABS Back Pan replacement.

NOTE: Overall back height is calculated by measuring from the seat pan surface to the top of the back pan. Back pan material height can be calculated by subtracting 4-3/4" from the overall back height listed. Material height listed is rounded off to the nearest whole number.

NOTE: Hook Fastener Adhesive Kit must be ordered when a Back Pan or Back Assembly is requested. This will allow the Loop Fastener Adhesive on the Back Cover to attach properly.

#1 Back Pan (16" - 19" W)

Overall Back Height	Material Back Height	16" W	17" W	18" W	19" W
20"	15"	1086042-NLA	1086043-NLA	1086044-NLA	1086045-NLA
21"	16"	1086049-NLA	1086050-NLA	1086051-NLA	1086052-NLA
22"	17"	1086056-NLA	1086057-NLA	1086058-NLA	1086059-NLA
23"	18"	1086063-NLA	1086064-NLA	1086065-NLA	1086066-NLA
24"	19"	1086070-NLA	1086071-NLA	1086072-NLA	1086073-NLA
25"	20"	1086077-NLA	1086078-NLA	1086079-NLA	1086080-NLA
26"	21"	1086084-NLA	1086085-NLA	1086086-NLA	1086087-NLA

NOTE: Wheelchairs with serial number dated for 2005 and after, call a Customer Service Parts Specialist for additional information on ordering a warranty ABS Back Pan replacement.

A.B.S. Curved Back w/o Mounting Hardware (After 4/20/03) Recline Only (2GR) and Tilt/Recline (2GTR) w/ V.S.R.

NOTE: Wheelchairs with serial number dated for 2005 and after, call a Customer Service Parts Specialist for additional information on ordering a warranty ABS Back Pan replacement.

NOTE: Overall back height is calculated by measuring from the seat pan surface to the top of the back pan. Back pan material height can be calculated by subtracting 4-3/4" from the overall back height listed. Material height listed is rounded off to the nearest whole number.

NOTE: Hook Fastener Adhesive Kit must be ordered when a Back Pan or Back Assembly is requested. This will allow the Loop Fastener Adhesive on the Back Cover to attach properly.

#1 Back Pan (20" - 22" W)

Overall Back Height	Material Back Height	20" W	21" W	22" W
20"	15"	1086046-NLA	1086047-NLA	1086048-NLA
21"	16"	1086053-NLA	1086054-NLA	1086055-NLA
22"	17"	1086060-NLA	1086061-NLA	1086062-NLA
23"	18"	1086067-NLA	1086068-NLA	1086069-NLA
24"	19"	1086074-NLA	1086075-NLA	1086076-NLA
25"	20"	1086081-NLA	1086082-NLA	1086083-NLA
26"	21"	1086088-NLA	1086089-NLA	1086090-NLA

NOTE: Wheelchairs with serial number dated for 2005 and after, call a Customer Service Parts Specialist for additional information on ordering a warranty ABS Back Pan replacement.

#2 Back Cushion Assembly (16" - 19" W)

Overall Back Height	Material Back Height	16" W	17" W	18" W	19" W
20"	15"	1097396	1097397	1097398	1097399
21"	16"	1097403	1097404	1097405	1097406
22"	17"	1097410	1097411	1097412	1097413
23"	18"	1097417	1097418	1097419	1097420
24"	19"	1097424	1097425	1097426	1097427
25"	20"	1097431	1097432	1097433	1097434
26"	21"	1097438	1097439	1097440	1097441

Back cover and foam are sold as a back cushion assembly only.

A.B.S. Curved Back w/o Mounting Hardware (After 4/20/03) Recline Only (2GR) and Tilt/Recline (2GTR) w/ V.S.R.

NOTE: Wheelchairs with serial number dated for 2005 and after, call a Customer Service Parts Specialist for additional information on ordering a warranty ABS Back Pan replacement.

NOTE: Overall back height is calculated by measuring from the seat pan surface to the top of the back pan. Back pan material height can be calculated by subtracting 4-3/4" from the overall back height listed. Material height listed is rounded off to the nearest whole number.

NOTE: Hook Fastener Adhesive Kit must be ordered when a Back Pan or Back Assembly is requested. This will allow the Loop Fastener Adhesive on the Back Cover to attach properly.

#2 Back Cushion Assembly (20" - 22" W)

Overall Back Height	Material Back Height	20" W	21" W	22" W
20"	15"	1097400	1097401	1097402
21"	16"	1097407	1097408	1097409
22"	17"	1097414	1097415	1097416
23"	18"	1097421	1097422	1097423
24"	19"	1097428	1097429	1097430
25"	20"	1097435	1097436	1097437
26"	21"	1097442	1097443	1097444

#3 Back Assembly w/o Hardware (16" - 19" W)

Overall Back Height	Material Back Height	16" W	17" W	18" W	19" W
20"	15"	1090589-NLA See Note(s) A	1090590-NLA See Note(s) A	1090591-NLA See Note(s) A	1090592-NLA See Note(s) A
21"	16"	1090596-NLA See Note(s) A	1090597-NLA See Note(s) A	1090598-NLA See Note(s) A	1090599-NLA See Note(s) A
22"	17"	1090603-NLA See Note(s) A	1090604-NLA See Note(s) A	1090605-NLA See Note(s) A	1090606-NLA See Note(s) A
23"	18"	1090610-NLA See Note(s) A	1090611-NLA See Note(s) A	1090612-NLA See Note(s) A	1090613-NLA See Note(s) A
24"	19"	1090617-NLA See Note(s) A	1090618-NLA See Note(s) A	1090619-NLA See Note(s) A	1090620-NLA See Note(s) A
25"	20"	1090624-NLA See Note(s) A	1090625-NLA See Note(s) A	1090626-NLA See Note(s) A	1090627-NLA See Note(s) A
26"	21"	1090631-NLA See Note(s) A	1090632-NLA See Note(s) A	1090633-NLA See Note(s) A	1090634-NLA See Note(s) A

NOTE: A - No longer available. Must be ordered as separate components, Item 1 (Back Pan) and Item 2 (Back Cushion Assembly).

A.B.S. Curved Back w/o Mounting Hardware (After 4/20/03) Recline Only (2GR) and Tilt/Recline (2GTR) w/ V.S.R.

NOTE: Wheelchairs with serial number dated for 2005 and after, call a Customer Service Parts Specialist for additional information on ordering a warranty ABS Back Pan replacement.

NOTE: Overall back height is calculated by measuring from the seat pan surface to the top of the back pan. Back pan material height can be calculated by subtracting 4-3/4" from the overall back height listed. Material height listed is rounded off to the nearest whole number.

NOTE: Hook Fastener Adhesive Kit must be ordered when a Back Pan or Back Assembly is requested. This will allow the Loop Fastener Adhesive on the Back Cover to attach properly.

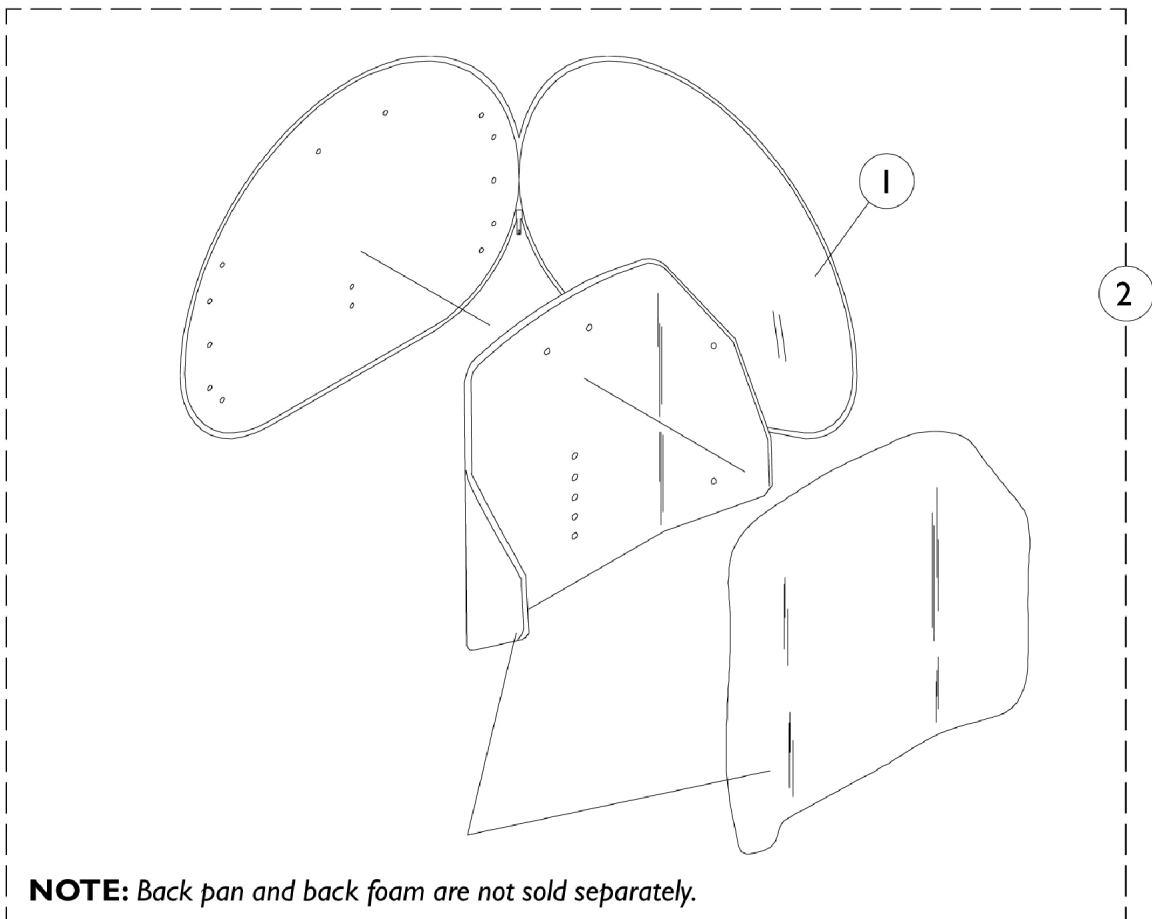
#3 Back Assembly w/o Hardware (20" - 22" W)

Overall Back Height	Material Back Height	20" W	21" W	22" W
20"	15"	1090593-NLA See Note(s) A	1090594-NLA See Note(s) A	1090595-NLA See Note(s) A
21"	16"	1090600-NLA See Note(s) A	1090601-NLA See Note(s) A	1090602-NLA See Note(s) A
22"	17"	1090607-NLA See Note(s) A	1090608-NLA See Note(s) A	1090609-NLA See Note(s) A
23"	18"	1090614-NLA See Note(s) A	1090615-NLA See Note(s) A	1090616-NLA See Note(s) A
24"	19"	1090621-NLA See Note(s) A	1090622-NLA See Note(s) A	1090623-NLA See Note(s) A
25"	20"	1090628-NLA See Note(s) A	1090629-NLA See Note(s) A	1090630-NLA See Note(s) A
26"	21"	1090635-NLA See Note(s) A	1090636-NLA See Note(s) A	1090637-NLA See Note(s) A

NOTE: A - No longer available. Must be ordered as separate components, Item 1 (Back Pan) and Item 2 (Back Cushion Assembly).

Profile Back without Mounting Hardware

NOTE: See back mounting hardware under accessories when attaching a profile back to 7/8" round canes.



Profile Back without Mounting Hardware

NOTE: See back mounting hardware under accessories when attaching a profile back to 7/8" round canes.

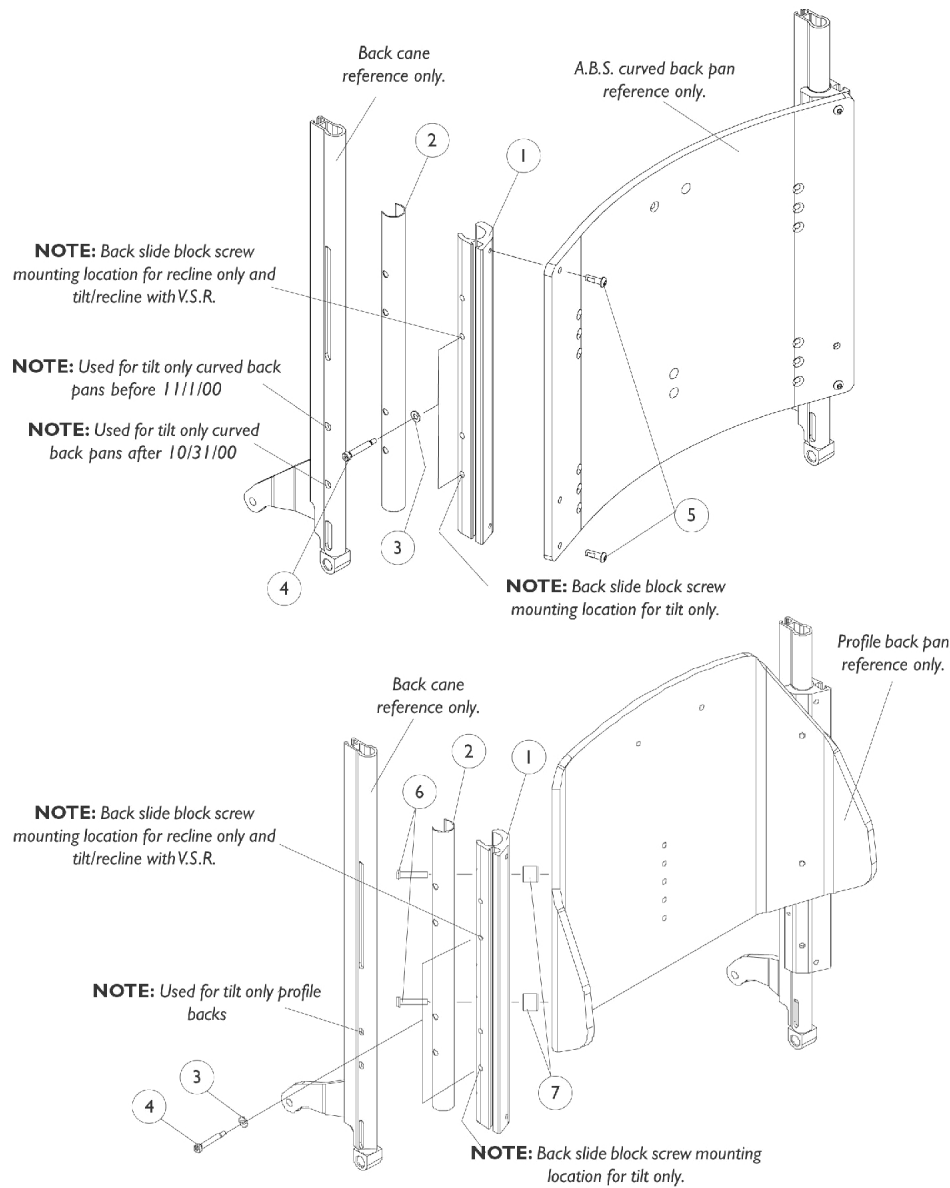
Back Material Width x Height	Overall Back Height - Tilt	Overall Back Height - VSR	#1 Back Cover	#2 Back Assembly w/o Sliding Hardware
16" x 16"	23" H	25" H	0276800-NLA	1091877-NLA
17" x 16"	23" H	25" H	0276800-NLA	1091877-NLA
18" x 16"	23" H	25" H	0276900-NLA	1091876-NLA
19" x 16"	23" H	25" H	0276900-NLA	1091876-NLA
20" x 16"	23" H	25" H	0277000	1091878-NLA
21" x 16"	23" H	25" H	0277000-NLA	1091878-NLA
16" x 18"	24" H	26" H	0277100	1091875-NLA
17" x 18"	24" H	26" H	0277100	1091875-NLA
18" x 18"	24" H	26" H	0277200	1091874
19" x 18"	24" H	26" H	0277200	1091874
20" x 18"	24" H	26" H	0277300-NLA	1091873-NLA
21" x 18"	24" H	26" H	0277300-NLA	1091873-NLA

Back Assembly Mounting Hardware

A.B.S. Curved & Profile

NOTE: Items 1, 2 and mounting hardware may be required when changing back styles or back cane heights.

NOTE: See back mounting hardware under accessories when attaching a profile back to 7/8" round canes.



Back Assembly Mounting Hardware

A.B.S. Curved & Profile

NOTE: Items 1, 2 and mounting hardware may be required when changing back styles or back cane heights.

NOTE: See back mounting hardware under accessories when attaching a profile back to 7/8" round canes.

#1 Back Slide Block

Seating System	Back Type	20"-21" Back Height	22"-23" Back Height	24"-25" Back Height	26"-27" Back Height	28" Back Height
Tilt Only Before 11/1/00	Curved	1082915-NLA	1082916-NLA	1082917-NLA	1082918-NLA	1082919
Tilt Only	Profile	1082915-NLA	1082915-NLA	1082915-NLA	1082915-NLA	1082915-NLA
Recline Only and Tilt/Recline w/VSR	Curved	1082914-NLA	1082915-NLA	1082916-NLA	1082917-NLA	1082918-NLA
Recline Only and Tilt/Recline w/VSR	Profile	1082915-NLA	1082915-NLA	1082915-NLA	1082915-NLA	1082915-NLA

#1 Back Slide Block (Tilt Only A.B.S. Curved After 10/31/00)

Seating System	Back Type	20" Back Height	21"-22" Back Height	23"-24" Back Height	25" Back Height
Tilt Only After 10/31/00 See Note(s) A	Curved	1082916-NLA	1082917-NLA	1082918-NLA	1082919

NOTE: A - After 10/31/00 spacing between the seat pan and lower side of the back pan was decreased 3" by adding 3" to the back pan material. Overall back height did not change.

#2 Back Slide Sleeve

Seating System	Back Type	20"-21" Back Height	22"-23" Back Height	24"-25" Back Height	26"-27" Back Height	28" Back Height
Tilt Only	Curved	1082943-NLA	1082944-NLA	1082945-NLA	1082946-NLA	1082947-NLA
Tilt Only	Profile	1082943-NLA	1082943-NLA	1082943-NLA	1082943-NLA	1082943-NLA
Recline Only and Tilt/Recline w/ VSR	Curved	1082942-NLA	1082943-NLA	1082944-NLA	1082945-NLA	1082946-NLA
Recline Only and Tilt/Recline w/ VSR	Profile	1082943-NLA	1082943-NLA	1082943-NLA	1082943-NLA	1082943-NLA

Back Assembly Mounting Hardware

A.B.S. Curved & Profile

NOTE: Items 1, 2 and mounting hardware may be required when changing back styles or back cane heights.

NOTE: See back mounting hardware under accessories when attaching a profile back to 7/8" round canes.

#2 Back Slide Sleeve (Tilt Only A.B.S. Curved After 10/31/00)

Seating System	Back Type	20" Back Height	21"-22" Back Height	23"-24" Back Height	25" Back Height
Tilt Only After 10/31/00 See Note(s) A	Curved	1082944-NLA	1082945-NLA	1082946-NLA	1082947-NLA

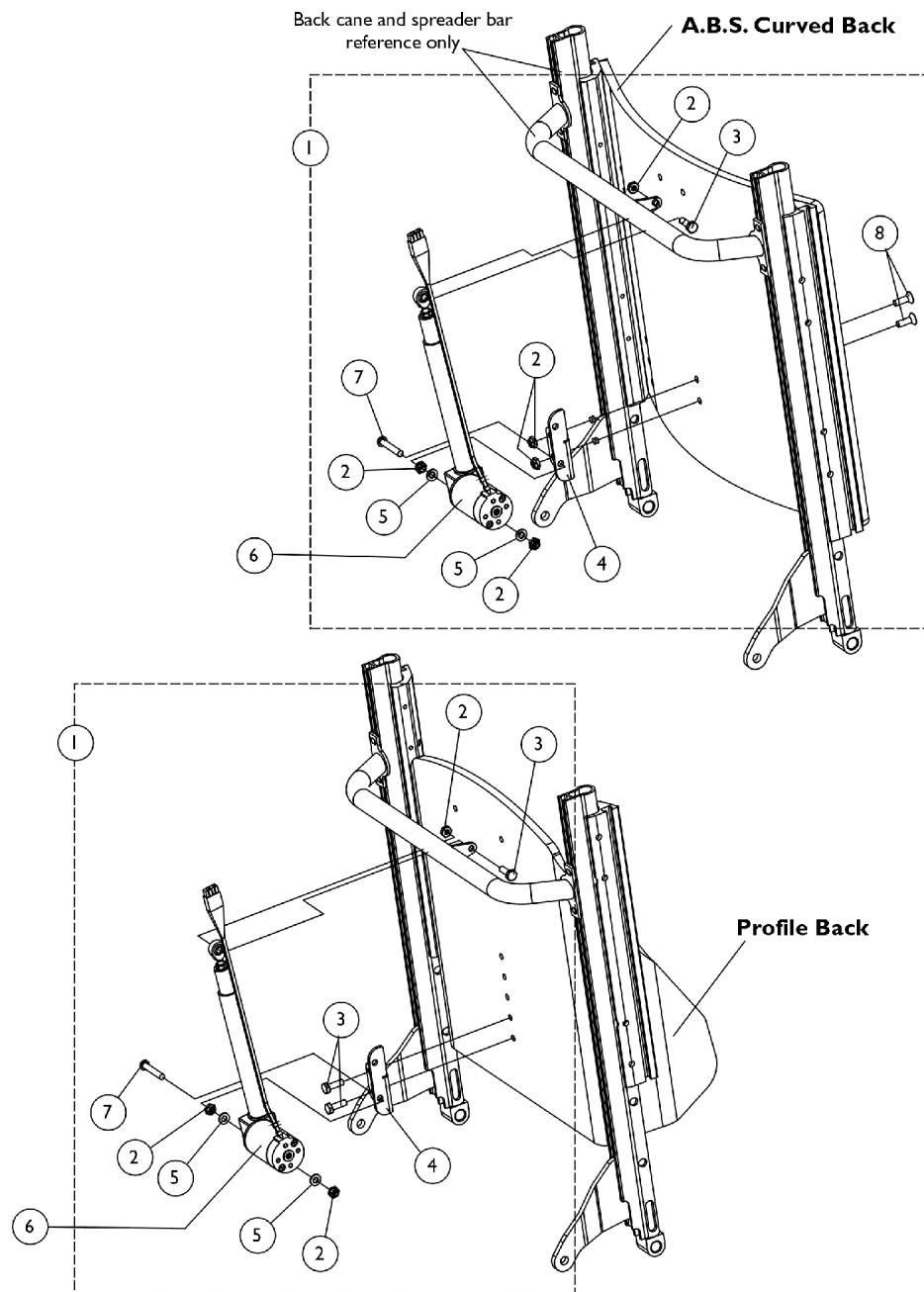
NOTE: A - After 10/31/00 spacing between the seat pan and lower side of the back pan was decreased 3" by adding 3" to the back pan material. Overall back height did not change.

Item Number	Note	Part Number	Description	Quantity Per	
				Package	Assembly
1		See Chart	#1 Back Slide Block	1	2
1		See Chart	#1 Back Slide Block (Tilt Only A.B.S. Curved After 10/31/00)	1	2
2		See Chart	#2 Back Slide Sleeve	1	2
2		See Chart	#2 Back Slide Sleeve (Tilt Only A.B.S. Curved After 10/31/00)	1	2
3		1026907	Washer (1/4 x 1/2 x 1/16")	1	2
4		1000212	Screw, Shoulder Hex Socket (1/4 x 1-1/4", #10-24)	1	2
5		1091870	Screw, Socket Button Head w/ Patch (1/4-20 x 3/4")	1	4
6	B	1008432	Screw, Socket Button Head (1/4-20 x 1-1/4")	1	4
6	F	1091870	Screw, Socket Button Head w/ Patch (1/4-20 x 3/4")	1	4
7		1090131-NLA	NLA - Spacer (1/4 x 3/4 x 5/8")	1	4
	A,C	1086994-NLA	NLA - Hardware, Attaching, A.B.S. Curved Back	1	1
	A,D	1086996-NLA	NLA - Hardware, Attaching, Profile Back (17",19",21" W)	1	1
	A,E	1086995-NLA	NLA - Hardware, Attaching, Profile Back (16",18",20",22" W)	1	1

NOTE: A - Not Shown
 B - 17",19" and 21" Wide
 C - Includes Items 3-5
 D - Includes Items 3,4,6 and 7
 E - Includes Items 3,4 and 6
 F - 16",18", 20" and 22" Wide

Back Assembly V.S.R. Actuator Motor & Mounting Hardware

Recline Only (2GR) and Tilt/Recline (2GTR)



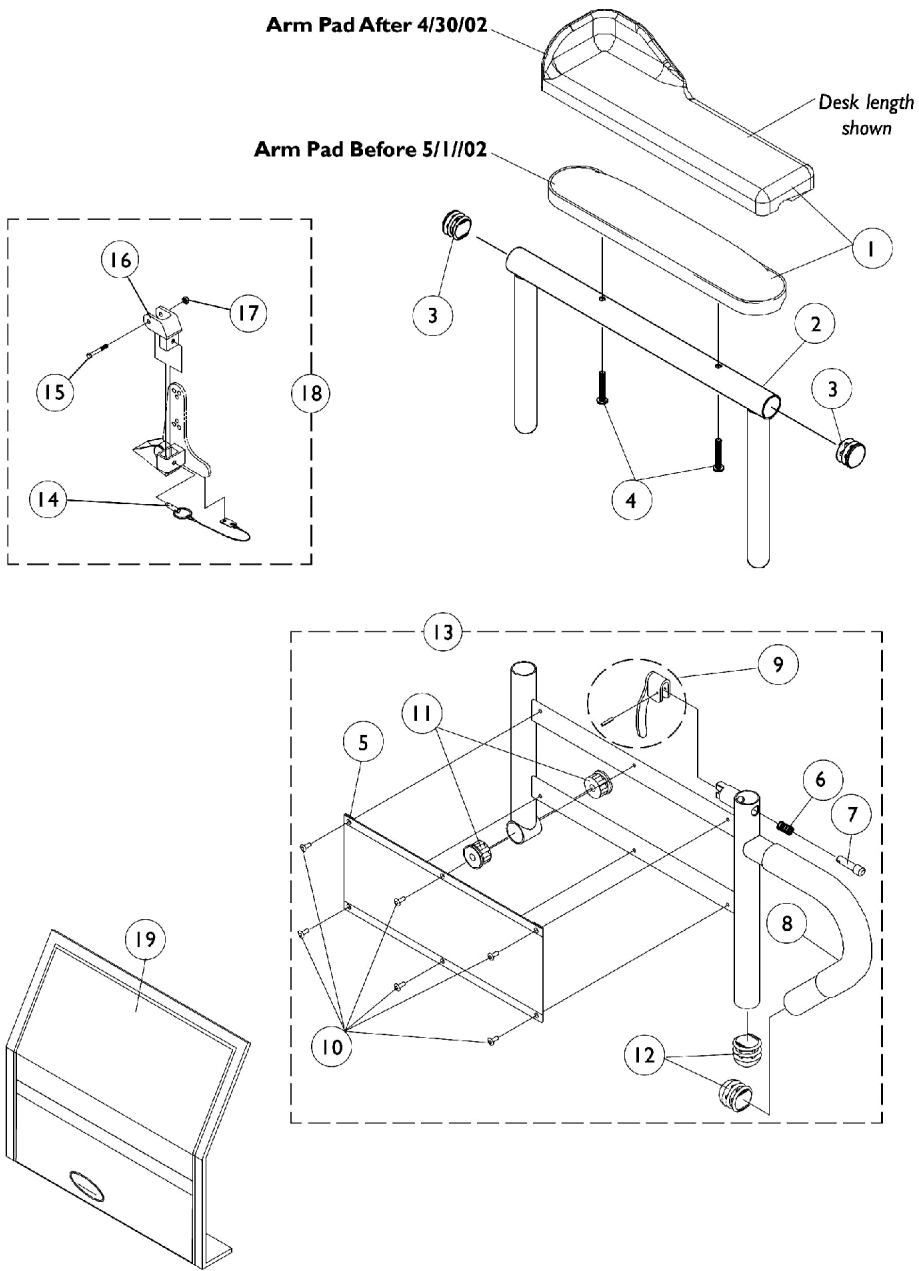
Back Assembly V.S.R. Actuator Motor & Mounting Hardware

Recline Only (2GR) and Tilt/Recline (2GTR)

Item Number	Note	Part Number	Description	Quantity Per	
				Package	Assembly
1	A	1121051-NLA	NLA - Hardware, V.S.R. Actuator Mounting, A.B.S. Curved Back	1	1
1	B	1121052-NLA	NLA - Hardware, V.S.R. Actuator Mounting, Profile Back	1	1
2	C	7930323-NLA	NLA - Package, Locknut (1/4-20)	25	1
3	D	7930326-NLA	NLA - Package, Screw, Hex Head (1/4-20 x 3/4")	25	1
4		1121023-NLA	NLA - Bracket, V.S.R. Actuator Mounting, Black	1	1
5		1026907	Washer (1/4 x 1/2 x 1/16")	1	2
6	E	0001100-NLA	NLA - Actuator Motor Assembly (5" Stroke)	1	1
6	F	1113627-NLA	NLA - Actuator Motor Assembly, V.S.R. (3" Stroke)	1	1
7		1008495	Screw, Socket Button Head (1/4-20 x 1-1/2")	1	1
8		1091869-NLA	NLA - Screw, Socket Flat Head w/ Patch (1/4-20 x 3/4")	1	2
NOTE: A - Includes Items 2-5, 7 and 8 B - Includes Items 2-5 and 7 C - Profile Backs Use Quantity of 3 Only D - Profile Backs Use Quantity of 3 E - A.B.S. Curved Backs before 4/21/03 and all Profile Backs F - A.B.S. Curved Backs after 4/20/03					

Armrest Assembly

Tilt Only (2GT)



Armrest Assembly

Tilt Only (2GT)

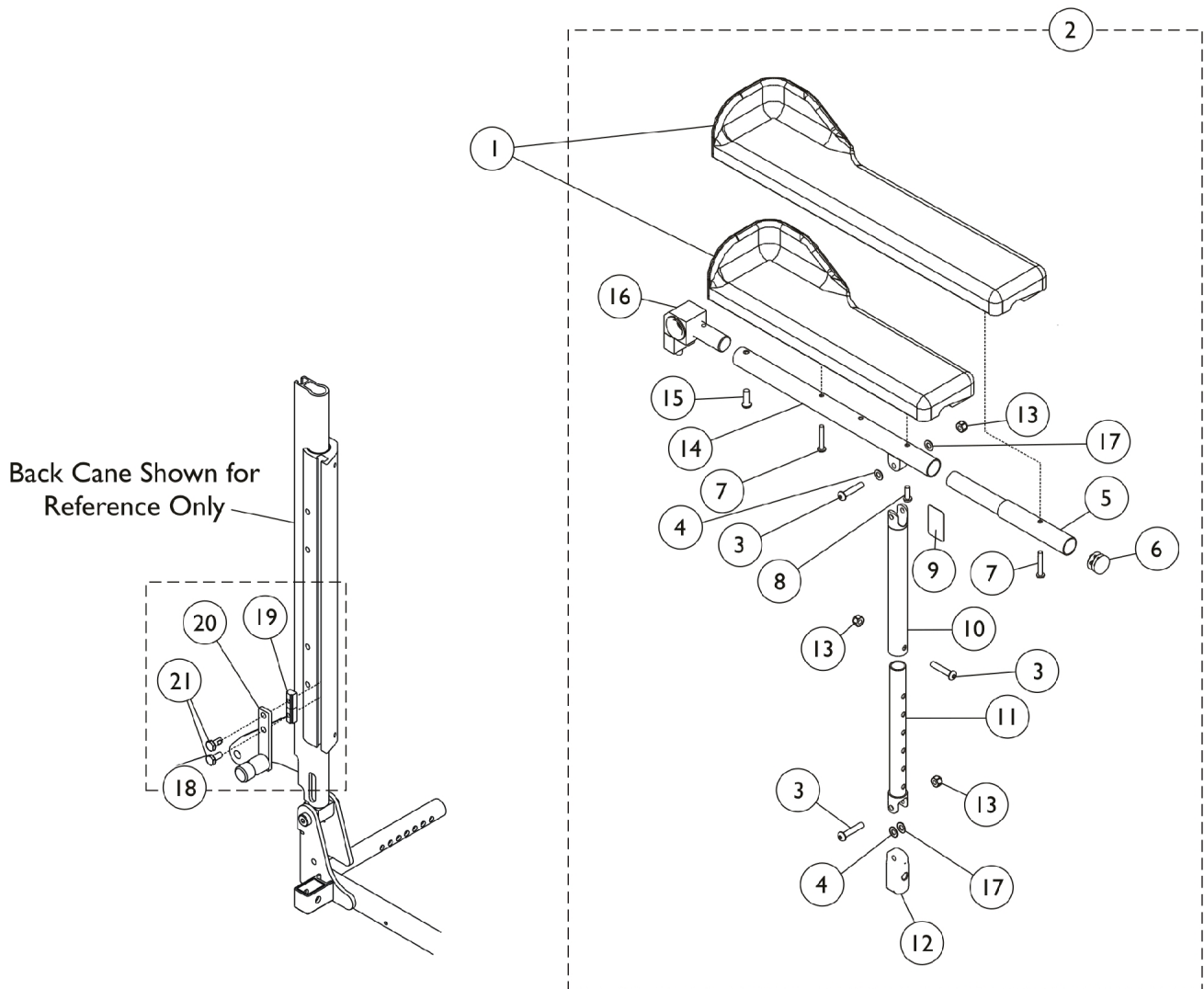
Item Number	Note	Part Number	Description	Quantity Per	
				Package	Assembly
1	A,C	8881011811-NL A	NLA - Pad, Arm, Vinyl, Desk Length (9" L x 2" W)	1	1
1	A,C	8881053578	Kit, Arm Pad w/ Screws, Desk Length (9" L x 2" W) (Pair)	2	1
1	A,C	8881015932-NL A	NLA - Pad, Arm, Vinyl, Full Length - Right (14" L x 2" W)	1	1
1	A,C	8881015933-NL A	NLA - Pad, Arm, Vinyl, Full Length - Left (14" L x 2" W)	1	1
1	A	8881053577	Kit, Arm Pad w/ Screws, Full Length (14" L x 2" W) (Pair)	2	1
1	B	1082910	Pad, Arm w/ Elbow Stop, Desk Length, Urethane, Black - Right (13" L x 3" W)	1	1
1	B	1082911	Pad, Arm w/ Elbow Stop, Desk Length, Urethane, Black - Left (13" L x 3" W)	1	1
1	B	1090190	Kit, Arm Pad w/ Screws and Elbow Stop, Desk Length, Urethane, Black (13" L x 3" W) (Pair)	2	1
1	B	1082912	Pad, Arm w/ Elbow Stop, Full Length, Urethane, Black - Right (17" L x 3" W)	1	1
1		1082913	Pad, Arm w/ Elbow Stop, Full Length, Urethane, Black - Left (17" L x 3" W)	1	1
1	B	1090191	Kit, Arm Pad w/ Screws and Elbow Stop, Full Length, Urethane, Black (17" L x 3" W) (Pair)	2	1
2		1071253	Arm Tube Assembly w/ Plug Buttons, Full Length, Black - Right/Left	1	1
2		1070859	Arm Tube Assembly w/ Plug Buttons, Desk Length, Black - Right/Left	1	1
3		1027095	Plug Button, Black (7/8")	1	2
4	A	1055949	Package, Screw, Phillips Pan Head (#10-32 x 1-3/8")	2	1
4	B	1107155	Screw, Phillips Pan Head Tap (#10-32 x 1-1/4")	1	2
5		1064130-NLA	NLA - Guard, Clothing	1	1
6		47471X074	Spring, Arm Lock	1	1
7		1028594	Pin, Arm Lock, Black	1	1
8		1032244	Grip, Foam Hand (9" L)	1	1
9		1090768	Kit, Lock Handle w/Rivets (Pair)	2	1
10		1028645	Rivet	1	6
11		1065936	Plug, Pivot	1	2
12		1067734	Plug Button, Black (5/8")	1	2
13		1068416	Arm Base Assembly, Black - Right (16-19" D)	1	1
13		1068417	Arm Base Assembly, Black - Left (16-19" D)	1	1
13		1068418	Arm Base Assembly, Black - Right (20" and Deeper)	1	1
13		1068419	Arm Base Assembly, Black - Left (20" and Deeper)	1	1
13		1067761	Arm Base Assembly, 1" Lower, Black - Right (16-19" D)	1	1

Armrest Assembly Tilt Only (2GT)

Item Number	Note	Part Number	Description	Quantity Per	
				Package	Assembly
13		1067762	Arm Base Assembly, 1" Lower, Black - Left (16-19" D)	1	1
13		1067755-NLA	NLA - Arm Base Assembly, 1" Lower, Black - Right (20" and Deeper)	1	1
13		1067756-NLA	NLA - Arm Base Assembly, 1" Lower, Black - Left (20" and Deeper)	1	1
14		1068039	Pin, Pull	1	1
15		1030949	Screw, Hex Head (1/4-20 x 1-1/2")	1	1
16		1068025	Clevis, Pivot	1	1
17		7930323-NLA	NLA - Package, Locknut (1/4-20)	25	1
18		1068488	Kit, Swingaway Armrest Mounting Hardware	1	1
19		1035065	Cover, Clothing Guard w/ Pocket, FXDESK & ADJFULL/ADJDESK	1	1
NOTE: A - Before 5/1/02 B - After 4/30/02 C - Specify U67 upholstery color when ordering.					

Armrest Assembly

Recline Only (2GR) & Tilt/Recline (2GTR)



Armrest Assembly

Recline Only (2GR) & Tilt/Recline (2GTR)

Item Number	Note	Part Number	Description	Quantity Per	
				Package	Assembly
1		1082910	Pad, Arm w/ Elbow Stop, Desk Length, Urethane, Black - Right (13" L x 3" W)	1	1
1		1082911	Pad, Arm w/ Elbow Stop, Desk Length, Urethane, Black - Left (13" L x 3" W)	1	1
1		1090190	Kit, Arm Pad w/ Screws and Elbow Stop, Desk Length, Urethane, Black (13" L x 3" W) (Pair)	2	1
1		1082912	Pad, Arm w/ Elbow Stop, Full Length, Urethane, Black - Right (17" L x 3" W)	1	1
1		1082913	Pad, Arm w/ Elbow Stop, Full Length, Urethane, Black - Left (17" L x 3" W)	1	1
1		1090191	Kit, Arm Pad w/ Screws and Elbow Stop, Full Length, Urethane, Black (17" L x 3" W) (Pair)	2	1
2	A,H	1086992	Arm Assembly w/o Arm Pad, Desk Length, Black - Right	1	1
2	A,H	1086993	Arm Assembly w/o Arm Pad, Desk Length, Black - Left	1	1
2	B,H	1087012	Arm Assembly w/o Arm Pad, Full Length, Black - Right	1	1
2	B,H	1087013	Arm Assembly w/o Arm Pad, Full Length, Black - Left	1	1
3		1008432	Screw, Socket Button Head (1/4-20 x 1-1/4")	1	3
4		1026103	Washer, Nylon (1/4 x 1/2 x 1/32")	1	2
5		0028202	Tube, Extension, Full Length	1	1
6		1027095	Plug Button, Black (7/8")	1	1
7		1107155	Screw, Phillips Pan Head Tap (#10-32 x 1-1/4")	1	2
8	D	1028755	Screw, Phillips Pan Head (#10-32 x 5/8")	1	1
8	E	1107155	Screw, Phillips Pan Head Tap (#10-32 x 1-1/4")	1	1
9		1079203	Decal, Warning Pinch Point	1	1
10	F	1115392	Tube, Arm, Support, Black	1	1
11	F	1115393-NLA	NLA - Tube, Slide, Adjustable, Black	1	1
12		1082842	Plug, Arm, Black	1	1
13		7930333	Locknut (1/4-20)	25	1
14		1082927	Tube, Arm, Black	1	1
15		1091870	Screw, Socket Button Head w/ Patch (1/4-20 x 3/4")	1	1
16	I	1095437	Arm Pivot Assembly	1	1
17		1165484-NLA	NLA - Washer, Nylon (1/4 x 1/2 x 1/32")	1	2
18	C	1086990-NLA	NLA - Hardware, Arm Attaching	1	1
19		1082699	T-Nut (1/4-20)	1	2
20		1086932-NLA	NLA - Pivot, Back Arm	1	1
21		1078214	Screw, Hex Head w/ Patch (1/4-20 x 1/2")	1	2
	G	1119268-NLA	NLA - Kit, Slide Tube w/ Arm Support (Pair)	2	1

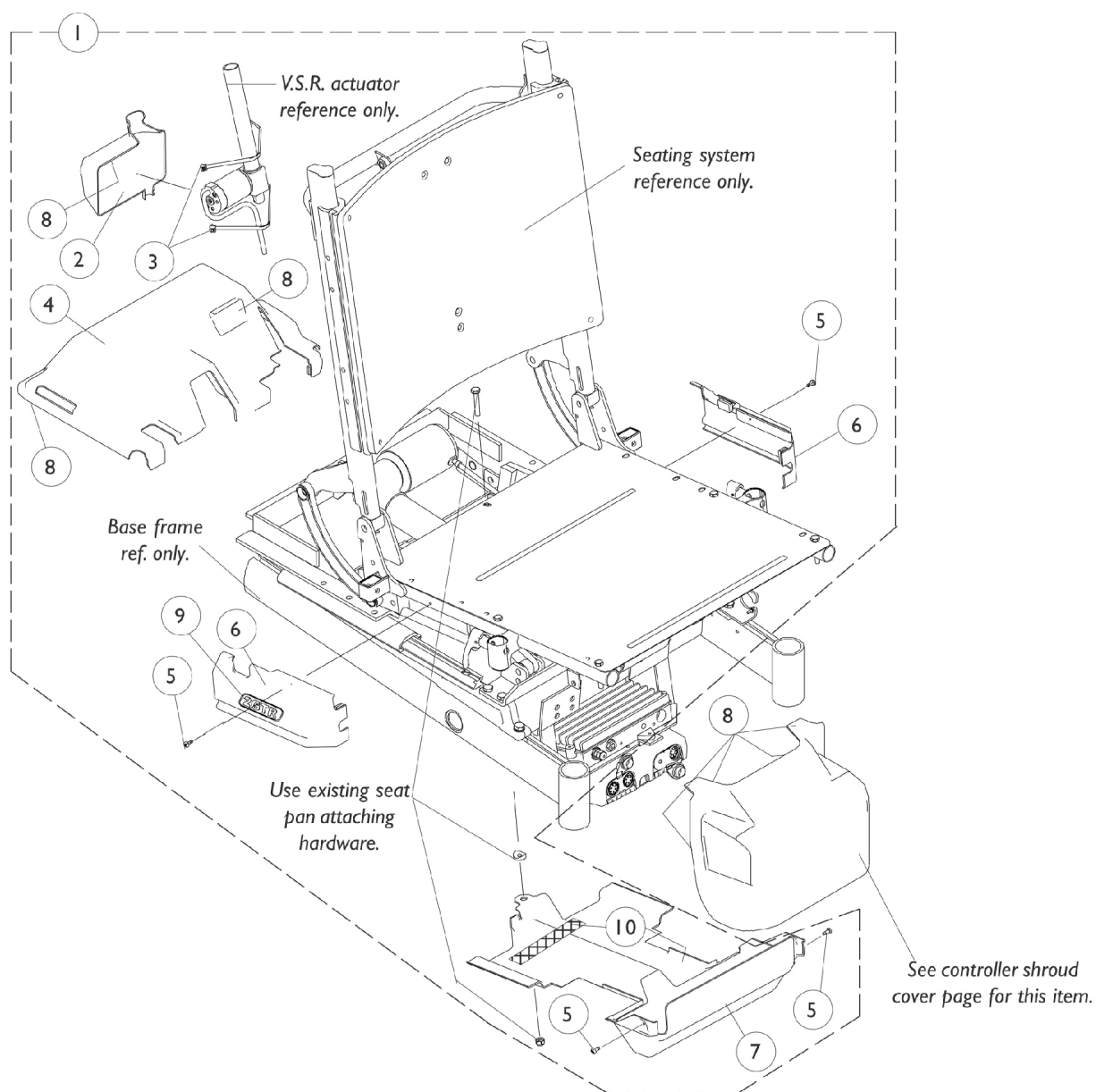
Armrest Assembly

Recline Only (2GR) & Tilt/Recline (2GTR)

NOTE: A - Includes Items 3,4,6, and 9-17
B - Includes Items 3-6 and 8-17
C - Includes Items 18-21
D - Used for full length arms only
E - Used for desk length arms only
F - Item 10 and 11 tube length was changed and item 11 went from 5 to 6 adjustment holes revising the adjustable arm height from 9"-13" to 11"-16". For systems made before 4/21/03, order slide tube/arm support assembly part number 1119268.
G - Not Shown. Assembly includes 2 ea. of item numbers 9, 10 and 11
H - When placing an order for item 2, you must specify as a note "For Tarsys 2GTR seating" or "For Formula TRE seating".
I - The Arm Pivot Assembly Pin faces down for the Tarsys 2GTR and faces up for the Formula TRE powered seating

Shroud Covers

Rear, Side, Lower Seat & V.S.R. Actuator

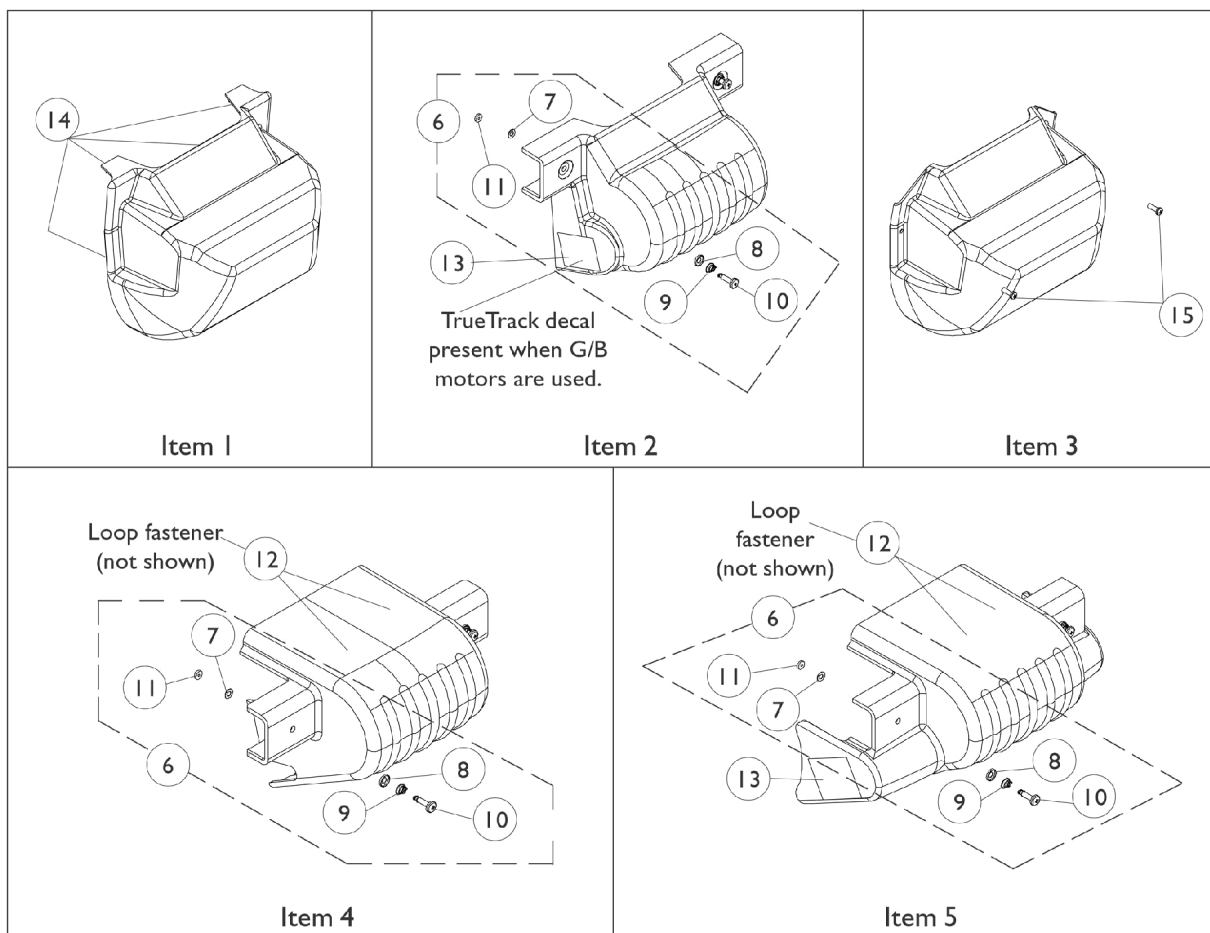


Shroud Covers

Rear, Side, Lower Seat & V.S.R. Actuator

Item Number	Note	Part Number	Description	Quantity Per	
				Package	Assembly
1	A	1104883-NLA	NLA - Shroud Assembly w/ Hardware, Tilt Only 3G	1	1
1	B	1104884-NLA	NLA - Shroud Assembly w/ Hardware, Recline Only 3G	1	1
1	B	1104842-NLA	NLA - Shroud Assembly w/ Hardware, Tilt/ Recline 3G	1	1
2		1091872-NLA	NLA - Cover, Shroud w/ Dual Lock Fasteners, V.S.R. Actuator	1	1
3		2001682	Tie Wrap (8" L)	1	2
4		1091311-NLA	NLA - Cover, Shroud w/ Dual Lock Fasteners - Rear	1	1
5		1025729	Screw, Phillips Pan Head Tap (#8-32 x 3/8")	1	4
6	C	1091314-NLA	NLA - Side Shroud Cover Assembly w/ Decal, Black, Tilt - Right	1	1
6	C	1091315-NLA	NLA - Side Shroud Cover Assembly w/ Decal, Black, Tilt - Left	1	1
6	C,D	See Note	See Footnote	1	1
6	C,D	See Note	See Footnote	1	1
6	C,D	See Note	See Footnote	1	1
6	C,D	See Note	See Footnote	1	1
7		1094275-NLA	NLA - Cover, Shroud w/ Loop Fastener, Lower Seat	1	1
8		1092662-NLA	NLA - Package, Fastener, Dual Lock 250 (1/2" W x 7/8" L)	10	1
9		1087033-NLA	NLA - Decal, Side Shroud Cover, Tilt Only	1	2
9		1087034-NLA	NLA - Decal, Side Shroud Cover, Recline Only	1	2
9		1087032-NLA	NLA - Decal, Side Shroud Cover, Tilt/ Recline	1	2
10		1079246-NLA	NLA - Fastener, Loop Adhesive Back (1" W x 3" L)	1	2
NOTE: A - Includes Items 4-7 B - Includes Items 2-7 C - Back Only D - No longer available as a service part.					

Controller Shroud Covers



Controller Shroud Covers

NOTE: All controller shroud covers include mounting hardware.

NOTE: Controller shroud covers used on RWD models only.

NOTE: Two controllers are identified as one chair with joystick and seating system controllers.

Seating System Type	Item 1	Item 2	Item 2	Item 3	Item 4	Item 5
	1091310-NLA	1104841-NLA	1104841-NLA See Note(s) A	1112684-NLA	1104839	1104822-NLA See Note(s) B
2GT	Before 7/16/01 w/ one or two controllers	7/16/01 thru 5/19/02 w/ one controller	After 7/15/01 to present w/ two controllers	After 5/19/02 (When short base and shock forks were introduced together and are present) w/ two controllers	After 5/19/02 (with or without shock forks and short base) w/ one controller and 4-pole motors or (GB motors w/ wheel locks)	After 5/19/02 (with or without shock forks and short base) w/ one controller and (GB motors without wheel locks)
2GR or 2GTR	Before 7/16/01 w/ two controllers	N/A	After 7/15/01 to present w/ two controllers	After 5/19/02 (When short base and shock forks were introduced together and are present) w/ two controllers	N/A	N/A

NOTE: A - Two TrueTrack decals must be ordered when G/B motors are present for chairs made after 6/2/02.

B - Shroud cover includes the TrueTrack decals and loop fasteners.

NOTE: All controller shroud covers include mounting hardware.

NOTE: Controller shroud covers used on RWD models only.

NOTE: Two controllers are identified as one chair with joystick and seating system controllers.

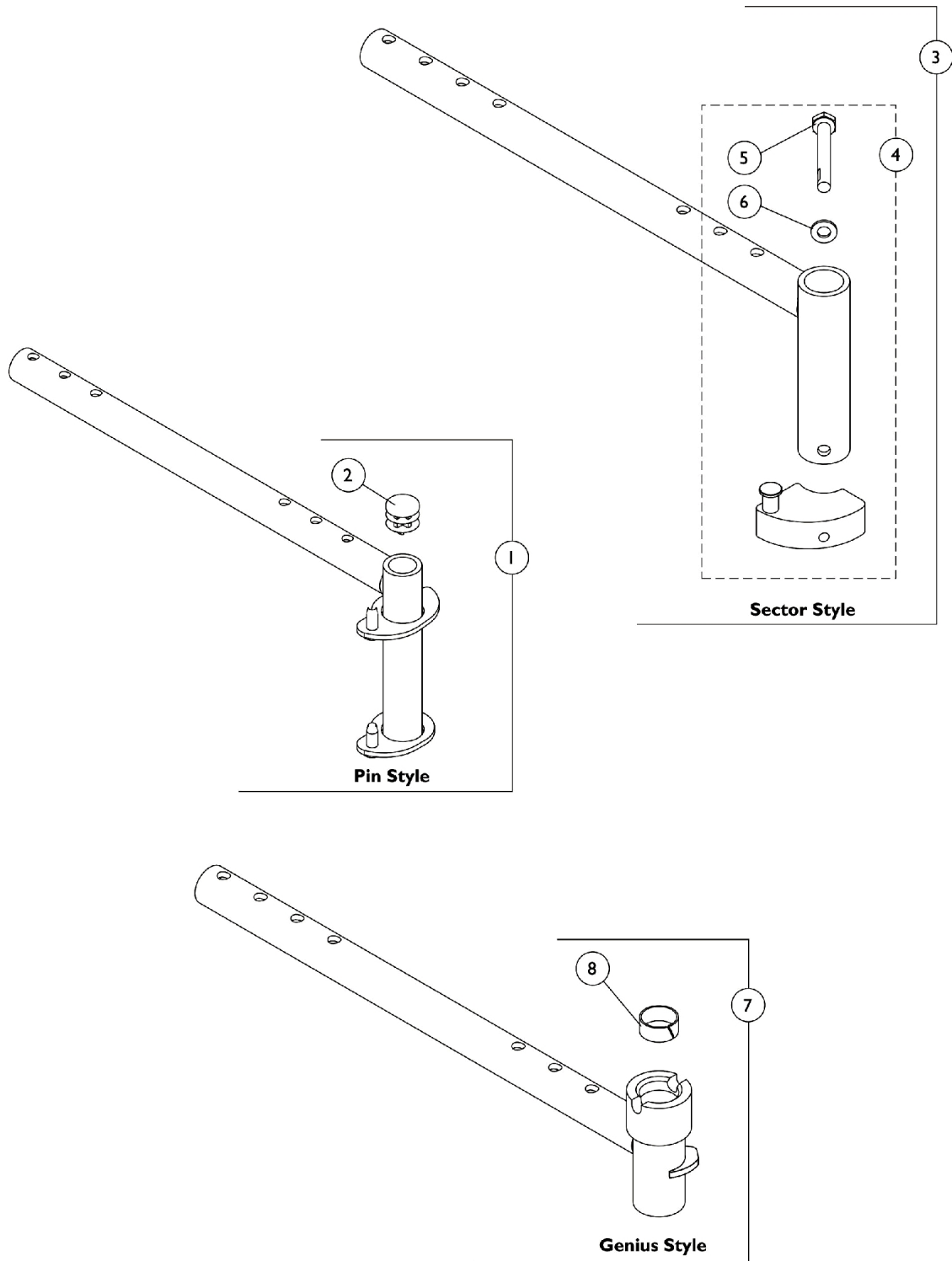
Controller Shroud Covers

Item Number	Note	Part Number	Description	Quantity Per	
				Package	Assembly
1-5		See Chart	Controller Shroud Covers	1	1
6	A	1104706-NLA	NLA - Kit, Controller Shroud Mounting Hardware (Pair)	2	1
7		1070580-NLA	NLA - Washer, Nylon Retainer (1/4 x 1/2 x 1/32")	1	2
8		1070581-NLA	NLA - Washer, Nylon Cupped (9/32 x 19/32 x 3/32")	1	2
9		1093312-NLA	NLA - Spring, Torsion Ejector	1	2
10	B	1110508-NLA	NLA - Stud, Phillips Recess (1/4" Dia. x 1" Long, 1/4 Turn)	1	2
11		1110509-NLA	NLA - Retainer, Stud (1/4" Turn)	1	2
12		1079246-NLA	NLA - Fastener, Loop Adhesive Back (1" W x 3" L)	1	2
13		1104799-NLA	NLA - Decal, TrueTrack	1	2
14		1092662-NLA	NLA - Package, Fastener, Dual Lock 250 (1/2" W x 7/8" L)	10	1
15		1028755	Screw, Phillips Pan Head (#10-32 x 5/8")	1	2
NOTE: A - Includes items 7-11					
B - Due to a hardware change, when item 10 is requested, refer to Item 6 for chairs manufactured before 2/21/02					

Front Rigging Hanger Assembly

Sector, Pin and Genius Style

NOTE: Front rigging hanger assemblies and seat pans share the same mounting hardware, see Seat Pan Mounting Hardware page.



Front Rigging Hanger Assembly

Sector, Pin and Genius Style

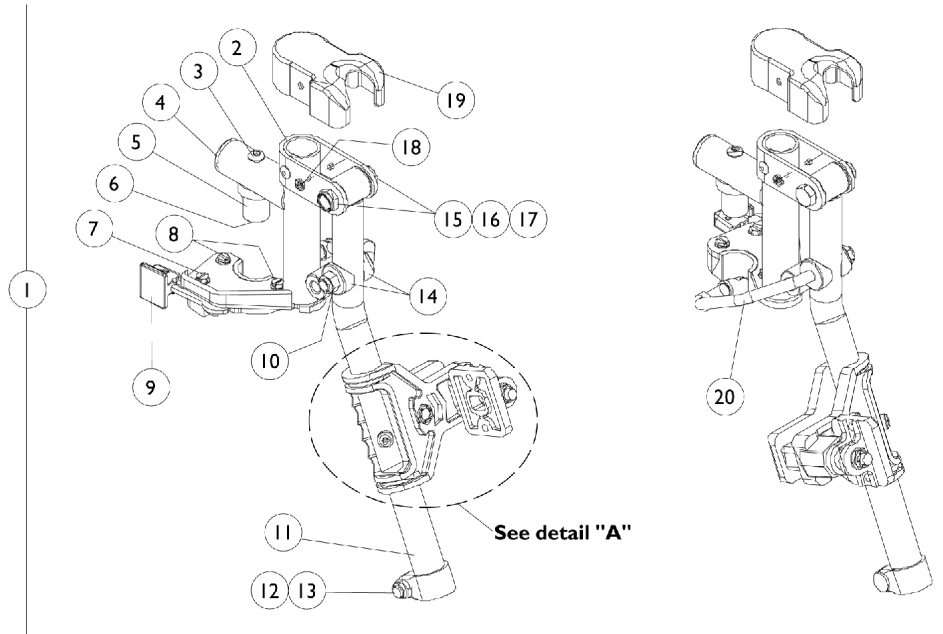
NOTE: Front rigging hanger assemblies and seat pans share the same mounting hardware, see Seat Pan Mounting Hardware page.

Item Number	Note	Part Number	Description	Quantity Per	
				Package	Assembly
1	A	1070356-NLA	NLA - Hanger Assembly, Front Rigging, Pin Style, Black - Right (12 - 21" D)	1	1
1	A	1070357-NLA	NLA - Hanger Assembly, Front Rigging, Pin Style, Black - Left (12 - 21" D)	1	1
1	A	1070358-NLA	NLA - Hanger Assembly, Front Rigging, Pin Style, Black - Right (22" D)	1	1
1	A	1070359-NLA	NLA - Hanger Assembly, Front Rigging, Pin Style, Black - Left (22" D)	1	1
2		1027097	Plug Button, Black (3/4")	1	1
3	B	1068435	Front Rigging Hanger Assembly w/ Sector Block, Black - Right (12 - 21" D)	1	1
3	B	1068436	Front Rigging Hanger Assembly w/ Sector Block, Black - Left (12 - 21" D)	1	1
3	B	1068437-NLA	NLA - Front Rigging Hanger Assembly w/ Sector Block, Black - Right (22" D)	1	1
3	B	1068438-NLA	NLA - Front Rigging Hanger Assembly w/ Sector Block, Black - Left (22" D)	1	1
4	C	1054571	Kit, Sector Block - Right	1	1
4	C	1054572	Kit, Sector Block - Left	1	1
5		1052957	Screw, Hex Head w/ Patch (1/4-20 x 2")	1	1
6		1026907	Washer (1/4 x 1/2 x 1/16")	1	1
7	D	1087076-NLA	NLA - Front Rigging Hanger Assembly w/ Nylon Liner, Genius Style, Short, Black - Right (16 - 21" D)	1	1
7	D	1087077-NLA	NLA - Front Rigging Hanger Assembly w/ Nylon Liner, Genius Style, Short, Black - Left (16 - 21" D)	1	1
7	D	1087078-NLA	NLA - Front Rigging Hanger Assembly w/ Nylon Liner, Genius Style, Long, Black - Right (22" D)	1	1
7	D	1087079-NLA	NLA - Front Rigging Hanger Assembly w/ Nylon Liner, Genius Style, Long, Black - Left (22" D)	1	1
8		0181000-NLA	NLA - Liner, Nylon (3/4")	1	1
NOTE: A - Includes front rigging hanger and item 2 B - Includes front rigging hanger and item 4 C - Includes sector block assembly and items 5 and 6 D - Includes front rigging hanger and item 8					

AT5544P Legrest Supports - Mechanical

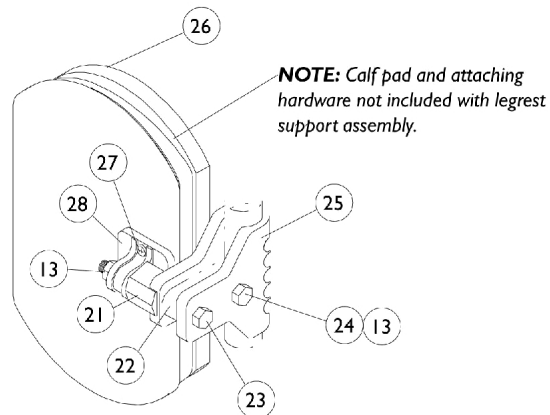
NOTE: Reference 2G Storm Series parts book (Form number 97-188) for pivot/slide tubes and footplates.

Due to a change to the Legrest Calf Pad size made on 4/23/12, you must also order the hardware kit (1066591) when ordering replacement Calf Pads.



Right Legrest Support Assembly

Left Legrest Support Assembly



**Detail
"A"**

AT5544P Legrest Supports - Mechanical

NOTE: Reference 2G Storm Series parts book (Form number 97-188) for pivot/slide tubes and footplates.

Due to a change to the Legrest Calf Pad size made on 4/23/12, you must also order the hardware kit (1066591) when ordering replacement Calf Pads.

Item Number	Note	Part Number	Description	Quantity Per	
				Package	Assembly
1	A	1087050-NLA	NLA - Legrest Support Assembly, Sector, Black - Right	1	1
1	A	1087051-NLA	NLA - Legrest Support Assembly, Sector, Black - Left	1	1
2		1094266-NLA	NLA - Support, Legrest, Black - Right	1	1
2		1094267-NLA	NLA - Support, Legrest, Black - Left	1	1
3		7930301-NLA	NLA - Package, Button Head Cap Screw (1/4-20 x 1-3/4")	25	1
4		1029501	Plug Button, Black (1")	1	1
5		1017148	Pivot, Footrest	1	1
6		7930333	Locknut (1/4-20)	25	1
7		7930314	Package, Screw, Slotted Hex Washer Head (#10-32 x 1/2")	25	1
8		1025451	Screw, Slotted Hex Washer Head (#10-32 x 5/8")	1	2
9		1025454	Housing, Latch - Right	1	1
9		1025455	Housing, Latch - Left	1	1
10		1026158	Locknut (5/16-18)	1	1
11		1043556-NLA	NLA - Tube, Elevating Adjustable Support, Black - Right	1	1
11		1043557-NLA	NLA - Tube, Elevating Adjustable Support, Black - Left	1	1
12		1026030	Bolt, Lug (5/16-24 x 1-3/8")	1	1
13		7930330-NLA	NLA - Locknut (5/16-24)	25	1
14		1082908-NLA	NLA - Spacer, Coved (5/16 x 29/32 x 7/16")	1	2
15		11919X000-NLA	NLA - Screw, Slotted Truss Head (3/8-16 x 1-1/2")	1	1
16		40363X000	Hex Nut (3/8"-16)	1	1
17		1058636-NLA	NLA - Washer, Nylon (25/64 x 7/8 x 1/32")	1	2
18		1025729	Screw, Phillips Pan Head Tap (#8-32 x 3/8")	1	2
19		1017187	Cover, Top	1	1
20		1092666-NLA	NLA - Rod, Legrest Elevating - Right	1	1
20		1092667-NLA	NLA - Rod, Legrest Elevating - Left	1	1
21		1025133	Spacer, Legrest Pad, Black	1	1
22		1032267	Spacer, Legrest Pad Mounting, Black	1	1
23		1037110	Screw, Hex Head (5/16-24 x 3-1/2")	1	1
24		1028514	Screw, Hex Head (5/16-24 x 1-1/2")	1	1
25		1032266	Bracket, Legrest Pad Mounting, Black	1	1
26	B,D,F	8881091759	Pad w/ Cover and Screws, Legrest Vinyl (Pair)	2	1
26	C,D,F	8881091764	Pad, Legrest, Vinyl - Right/Left	1	1
26		01415X000-NLA	NLA - Cover, Legrest Pad	1	1
27	E	1066591	Hardware, Legrest Pad	1	1
			Screw, Phillips Pan Head (#10-32 x 11/16")	1	2
			Screw, Phillips Pan Head (#10-32 x 1")	1	2

AT5544P Legrest Supports - Mechanical

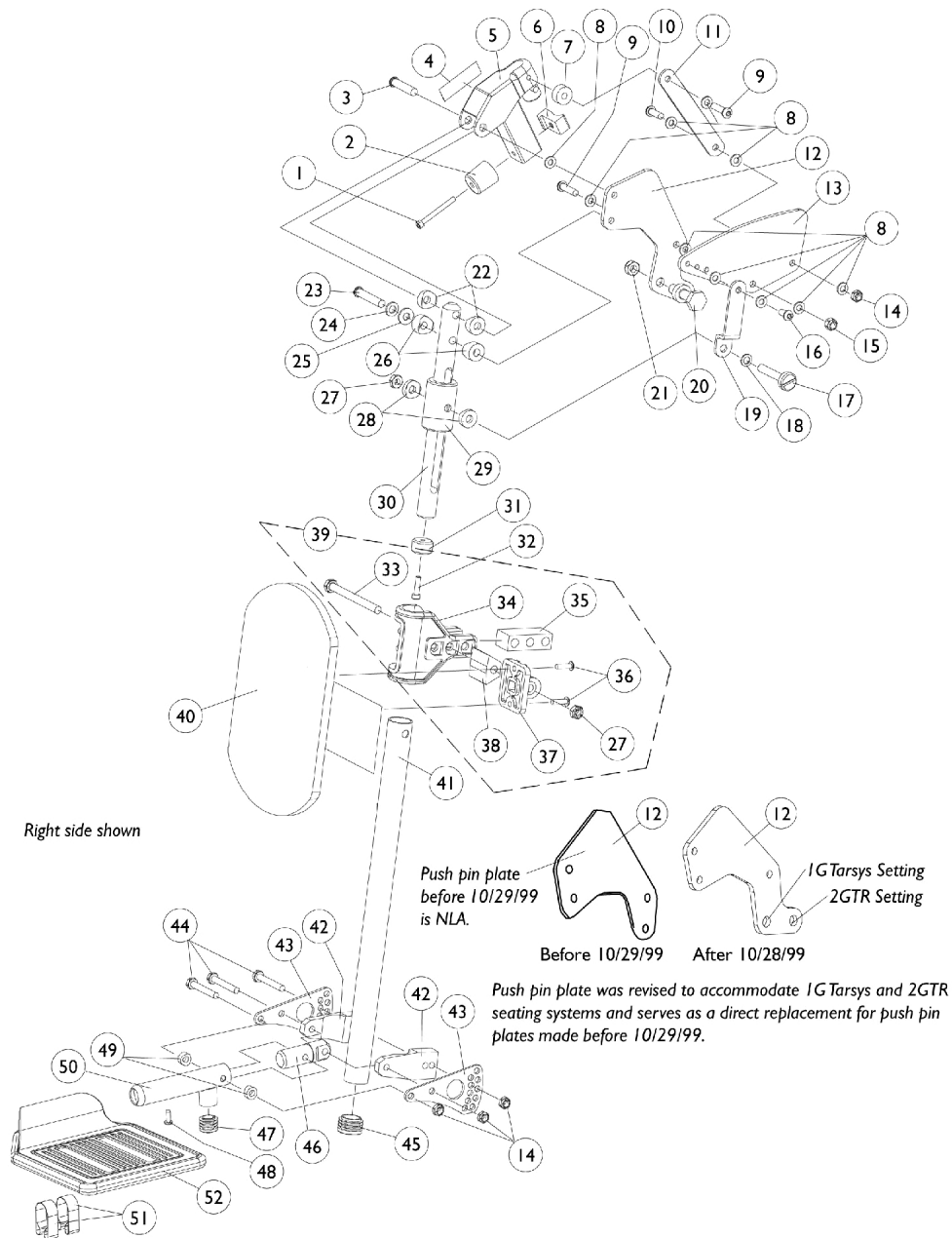
NOTE: Reference 2G Storm Series parts book (Form number 97-188) for pivot/slide tubes and footplates.

Due to a change to the Legrest Calf Pad size made on 4/23/12, you must also order the hardware kit (1066591) when ordering replacement Calf Pads.

Item Number	Note	Part Number	Description	Quantity Per	
				Package	Assembly
28		04526X019	Instruction Sheet, Legrest Pad Mtg. Plate, Legrest Pad	1 1	1 1
NOTE: A - Includes Items 2-20,21-25, and 28 B - Before 9/5/00 C - After 9/4/00 D - Specify U67 black upholstery when ordering E - Includes Screws and Instruction Sheet. F - Due to a change to the Legrest Calf Pad size made on 4/23/12, you must also order the hardware kit (1066591) when ordering replacement Calf Pads.					

Genius Legrest (Mechanical)

Due to a change to the Legrest Calf Pad size made on 4/23/12, you must also order the hardware kit (1109613) when ordering replacement Calf Pads.



Genius Legrest (Mechanical)

Due to a change to the Legrest Calf Pad size made on 4/23/12, you must also order the hardware kit (1109613) when ordering replacement Calf Pads.

Item Number	Note	Part Number	Description	Quantity Per	
				Package	Assembly
1		1023966	Screw, Socket Head (#10-32 x 1-3/4")	1	1
2		0060000-NLA	NLA - Bumper, Rubber	1	1
3		0140406-NLA	NLA - Screw, Socket Head, Cap (5/16-18 x 1-1/2")	1	1
4		0061400-NLA	NLA - Decal, Warning Label Tie Down	1	1
5		0289824-NLA	NLA - Legrest Hanger Receptical w/ Dowel Pin Assembly, Black	1	1
6		1096649-NLA	NLA - Guide, Square w/ Brass Barb Insert	1	1
7		0176700-NLA	NLA - Bushing, Coved Latch Legrest Genius	1	1
8		0050100-NLA	NLA - Washer, Nylon Flat (1/4 x 1/2 x 1/16")	1	10
9		0051606-NLA	NLA - Screw, Cap, Button Head, Socket (1/4-20 x 1")	1	2
10		0052906-NLA	NLA - Screw, Socket Button Head (1/4-20 x 3/4")	1	3
11		0177802-NLA	NLA - Link, Black - Rear	1	1
12		1086987-NLA	NLA - Plate, Push Pin	1	1
13		0179202-NLA	NLA - Plate, Link	1	1
14		7930323-NLA	NLA - Package, Locknut (1/4-20)	25	1
15		7930333	Locknut (1/4-20)	25	1
16		0223506-NLA	NLA - Screw, Socket, Cap, Button Head (1/4-20 x 1/2")	1	1
17		0180506-NLA	NLA - Screw, Slotted, Pan Head (5/16-18 x 1-15/16")	1	1
18		0054700-NLA	NLA - Washer, Nylon (5/16 x 1/2 x 1/16")	1	2
19		0177702-NLA	NLA - Link, Black - Front	1	1
20		0182406-NLA	NLA - Pin, Push	1	1
21		1028486	Locknut, Low Profile (3/8-16)	1	1
22		0175600	Spacer, Coved (5/16 x 3/4 x 3/8")	1	2
23		0055206-NLA	NLA - Screw, Cap, Button Head, Socket (5/16-18 x 1-3/4")	1	1
24		1072692-NLA	NLA - Lockwasher, Split (5/16")	1	1
25		1025704	Washer, Flat (5/16 x 5/8 x 1/16")	1	1
26		0176422-NLA	NLA - Spacer, Coved (5/16 x 3/4 x 3/8")	1	2
27		0055006-NLA	NLA - Locknut, Low Profile (5/16-18)	1	2
28		0176200-NLA	NLA - Bushing, Nylon Guide	1	2
29		0177100-NLA	NLA - Bushing, Legrest Support	1	1
30		0178224-NLA	NLA - Bar, Insert, Black	1	1
31		0175800-NLA	NLA - Bushing, Guide	1	1
32		0224600-NLA	NLA - Screw, Socket Head, Cap (#10-32 x 3/4")	1	1
39	B	1109613	NLA - Kit, Calf Pad Mounting, Retro-Fit	1	1
27			NLA - Locknut, Low Profile (5/16-18)	1	1
33			NLA - Screw, Hex Head (5/16-18 x 3-1/2)	1	1
34			NLA - Clamp, Calf Pad	1	1
35			NLA - Block, Legrest Pad Mount	1	1
36			Screw, Phillips Pan Head (#10-32 x 11/16")	1	2
37			Plate, Legrest Pad	1	1

Genius Legrest (Mechanical)

Due to a change to the Legrest Calf Pad size made on 4/23/12, you must also order the hardware kit (1109613) when ordering replacement Calf Pads.

Item Number	Note	Part Number	Description	Quantity Per	
				Package	Assembly
38			NLA - Block, Mounting	1	1
36			Screw, Phillips Pan Head (#10-32 x 1")	1	2
			Instruction Sheet, Legrest Pad Mtg.	1	1
40	A,F	8881193555	Calf Pad Assembly, Black Base (Pair)	2	1
41		0238124-NLA	NLA - Tube, Legrest (18")	1	1
41		0232424-NLA	NLA - Tube, Legrest (20")	1	1
42		0177022-NLA	NLA - Clamp, Tube Half	1	2
43		0177602-NLA	NLA - Plate, Adjustment	1	2
44		1024793-NLA	NLA - Screw, Hex Head (1/4-20 x 1-3/4")	1	3
45		1096664-NLA	NLA - Plug Button, Black (1")	1	1
46		0177222-NLA	NLA - Pivot, Footplate	1	1
47		1027097	Plug Button, Black (3/4")	1	1
48		0194906-NLA	NLA - Screw, Phillips Pan Head Tap (#8-32 x 1/2")	1	1
49	C	0176022-NLA	NLA - Spacer	1	2
49	D	0186000-NLA	NLA - Spacer, Wheel	1	2
50	C	0179824-NLA	NLA - Tube, Footplate, Black	1	1
50	D	0288824-NLA	NLA - Tube, Footplate, Black	1	1
51	C	1036120-NLA	NLA - Spring	1	2
51	D,G	1036123	Spring, Leaf	1	2
52	C	1043659-NLA	NLA - Footplate, Aluminum, Deluxe, Black - Right (8" W x 5-3/4" L)	1	1
52	C	1043660-NLA	NLA - Footplate, Aluminum, Deluxe, Black - Left (8" W x 5-3/4" L)	1	1
52		44200X025	Footplate, Aluminum, Extra Large, Black - Right (8" W x 8-1/2" L)	1	1
52		44200X026	Footplate, Aluminum, Extra Large, Black - Left (8" W x 8-1/2" L)	1	1
	E	See Chart	Genius Legrest Assembly	1	1

NOTE: A - Item 39 and 40 must be ordered together in pairs for Genius Legrest manufactured before 11/20/01.
 B - Includes Items 27 and 33 - 38 (Per Side).
 C - Standard Footplate with Rubber Edge.
 D - Used with Extra Large Footplate.
 E - Not Shown.
 F - Due to a change to the Legrest Calf Pad size made on 4/23/12, you must also order the hardware kit (1109613) when ordering replacement Calf Pads.
 G - Use one or more leaf springs per assembly as required such that footplate may be moved by hand to the up-right position and remain in place.

Genius Legrest Assembly

Description	Standard Footplate	X-Large Footplate	Standard Footplate	X-Large Footplate
Legrest Tube	18" Long	18" Long	20" Long	20" Long
Width Range	16"-24"	16"-24"	16"-24"	16"-24"
Right Assembly	0196600-NLA	1072595-NLA	0264000-NLA	1072597-NLA

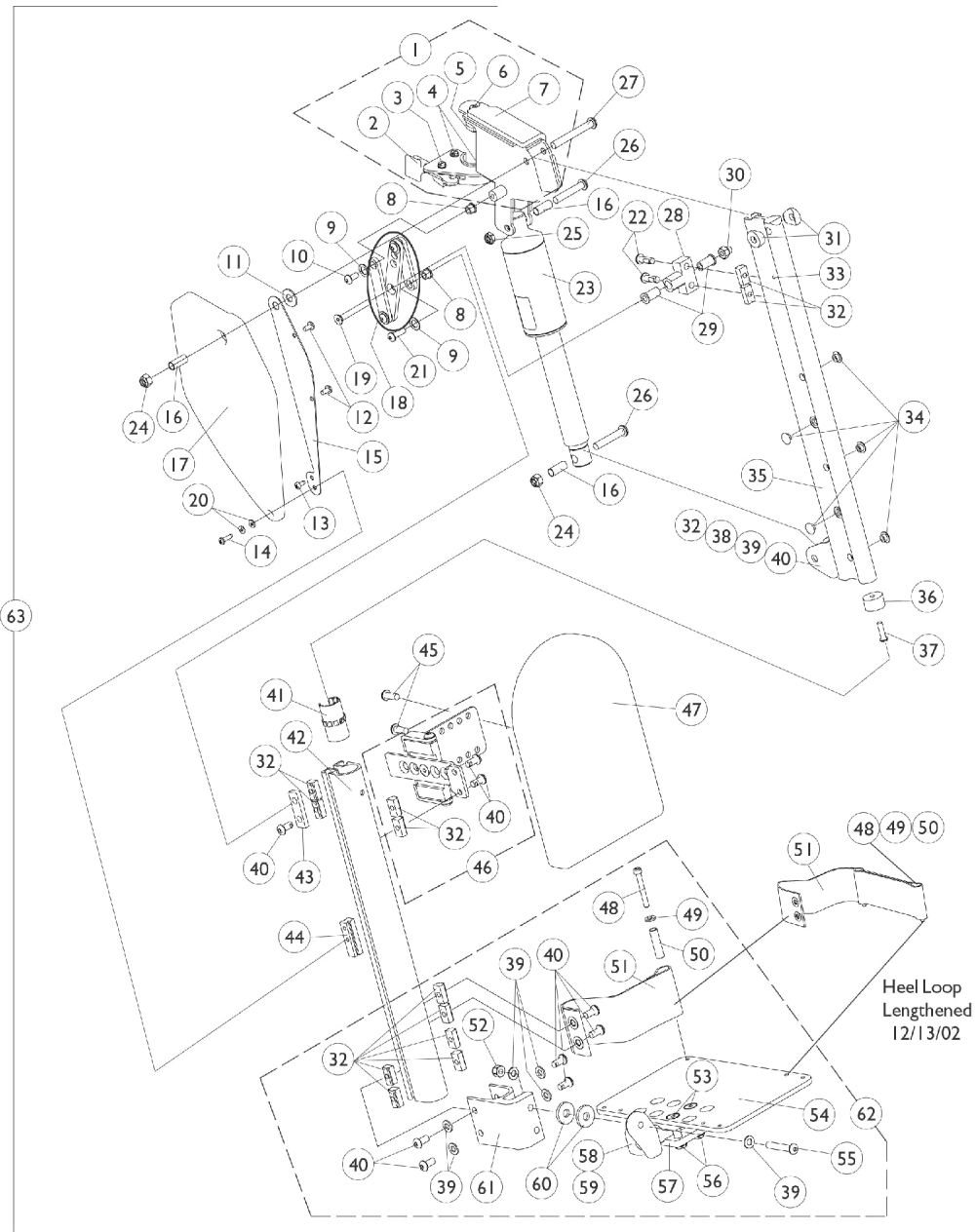
Genius Legrest (Mechanical)

Due to a change to the Legrest Calf Pad size made on 4/23/12, you must also order the hardware kit (1109613) when ordering replacement Calf Pads.

Genius Legrest Assembly

Description	Standard Footplate	X-Large Footplate	Standard Footplate	X-Large Footplate
Left Assembly	0196500-NLA	1072594-NLA	0263900-NLA	1072596-NLA
Pair	0138100-NLA	1072904-NLA	0263800-NLA	1072905-NLA

Power Articulating Legrest POWELR18/POWELR20 (Before 9/15/01)



Power Articulating Legrest

POWER18/POWER20 (Before 9/15/01)

Item Number	Note	Part Number	Description	Quantity Per	
				Package	Assembly
1	A,G	1101112-NLA	NLA - Legrest Support Assembly, Sector, Black - Right	1	1
1	A,G	1101113-NLA	NLA - Legrest Support Assembly, Sector, Black - Left	1	1
2		1025454	Housing, Latch - Right	1	1
2		1025455	Housing, Latch - Left	1	1
3		7930314	Package, Screw, Slotted Hex Washer Head (#10-32 x 1/2")	25	1
4		1025451	Screw, Slotted Hex Washer Head (#10-32 x 5/8")	1	2
5		1099685	Plug, Pivot	1	1
6		1091870	Screw, Socket Button Head w/ Patch (1/4-20 x 3/4")	1	1
7	G	1099694-NLA	NLA - Pad, Cushion - Right	1	1
7	G	1099695-NLA	NLA - Pad, Cushion - Left	1	1
8		1099671	Bearing, Flange (1/4 x 5/16" Long)	1	2
9		1040755	Spacer, Nylon (3/8 x 7/8 x 1/32")	1	2
10		1006773-NLA	NLA - Screw, Socket Button Head (1/4-20 x 1/2")	1	1
11		1012371	Washer, Nylon (3/8 x 7/8 x 1/16")	1	1
12		1022597	Screw, Phillips Pan Head Tap (#10-32 x 3/8")	1	2
13		1025729	Screw, Phillips Pan Head Tap (#8-32 x 3/8")	1	1
14		1014386-NLA	NLA - Screw, Phillips Pan Head (#8-32 x 5/8")	1	1
15	G	1099699-NLA	NLA - Bracket, Cover	1	1
16	G	1099687-NLA	NLA - Sleeve (5/16 x 3/8 x 7/8")	1	3
17	G	1099692-NLA	NLA - Cover, Legrest Support - Right	1	1
17	G	1099693-NLA	NLA - Cover, Legrest Support - Left	1	1
18		1102934	Linkage Assembly, Power Leg	1	1
19		60285X012-NLA	NLA - Screw, Socket Flat Head (1/4-20 x 2")	1	1
20		1043599-NLA	NLA - Washer, Flat (5/32 x 3/8 x 1/32")	1	2
21		1009838	Screw, Socket Button (1/4-20 x 3/4")	1	1
22		1091870	Screw, Socket Button Head w/ Patch (1/4-20 x 3/4")	1	2
23		1101398-NLA	NLA - Motor, Actuator	1	1
24		1026158	Locknut (5/16-18)	1	2
25		1028769	Locknut (5/16-18)	1	1
26		1101267-NLA	NLA - Screw, Socket Button Head (5/16-18 x 1-1/2")	1	2
27		1101214-NLA	NLA - Screw, Socket Button Head (5/16-18 x 2-1/2")	1	1
28		1099667-NLA	NLA - Block, Pivot	1	1
29		1099684	Bearing, Flange (1/4 x 3/4" Long)	1	2
30		7930338-NLA	NLA - Nut, Acorn (1/4-20)	25	1
31		0175600	Spacer, Coved (5/16 x 3/4 x 3/8")	1	2
32		1082699	T-Nut (1/4-20)	1	14
33		1038785-NLA	NLA - Pin, Roll (1/8 x 3/8")	1	1
34		1101883	Glide	1	5
35	B,G	1104102-NLA	NLA - Extrusion, Internal Slide - Short (16-3/4" L)	1	1
35	B,H	1104104-NLA	NLA - Extrusion, Internal Slide Long (18-3/4" L)	1	1
36		1099702	Glide, Internal	1	1

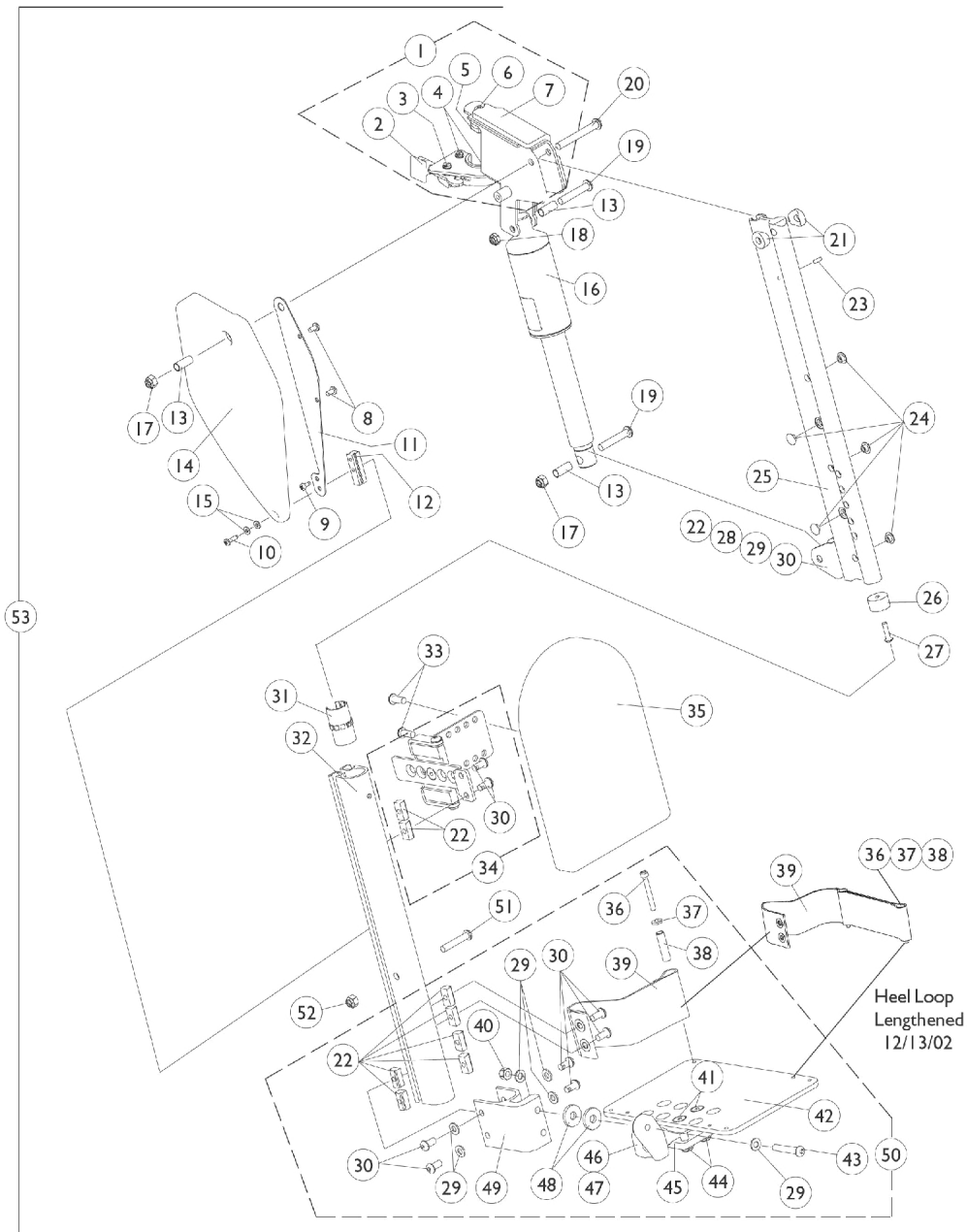
Power Articulating Legrest POWER18/POWER20 (Before 9/15/01)

Item Number	Note	Part Number	Description	Quantity Per	
				Package	Assembly
37		1018846	Screw, Socket Button Head (#10-24 x 3/4")	1	1
38	G	1099698-NLA	NLA - Bracket, Actuator	1	1
39		1026907	Washer (1/4 x 1/2 x 1/16")	1	8
40		1100023	Screw, Button Head w/ Patch (1/4-20 x 1/2")	1	11
41	G	1099686-NLA	NLA - Bearing, Linear	1	1
42		1099676-NLA	NLA - Extrusion, External - Short (14-1/2" L)	1	1
42		1099679-NLA	NLA - Extrusion, External - Long (16-1/2" L)	1	1
43		1099665-NLA	NLA - Plate, Side Pivot	1	1
44	G	1099666-NLA	NLA - Block, Slide	1	1
45		7930335-NLA	NLA - Package, Screw, Phillips Pan Head (#10-32 x 1/2")	25	1
46	G	1101116-NLA	NLA - Calf Pad Bracket Assembly, Black	1	1
47		88804529X003	Pad, Legrest, Vinyl - Right	1	1
47		88804529X004	Pad, Legrest, Vinyl - Left	1	1
48		1023965-NLA	NLA - Screw, Socket Head (#10-32 x 1-1/2")	1	1
49		1028516	Washer, Steel (3/16 x 7/16 x 1/16")	1	1
50		1015629-NLA	NLA - Bushing	1	1
51	F	1101268	Heel Loop Assembly - Right	1	1
51	F	1101269	Heel Loop Assembly - Left	1	1
52		7930333	Locknut (1/4-20)	25	1
53		1029545	Screw, Socket Flat Head (1/4-20 x 3/4")	1	2
54		1060427-NLA	NLA - Footplate, Adjustable Angle, Large, Black (5-1/4" W x 8" L)	1	1
55		1008495	Screw, Socket Button Head (1/4-20 x 1-1/2")	1	1
56		1082686	Nut, Barrel, Hex Head (1/4-20 x 11/16")	1	2
57		1058517	Clamp, Footplate	1	1
58		1052102	Hinge, Footplate - Right	1	1
58		1052103	Hinge, Footplate - Left	1	1
59		1048816	Screw, Nylon Adjustment (1/2-13 x 7/8")	1	1
60		7930313	Package, Washer, Nylon (5/16 x 7/8 x 1/8")	25	1
61		1099678	Extrusion, Footplate Adapter	1	1
62	C	1101114	Footplate Assembly, Adjustable Angle, Black - Right (5-1/4" W)	1	1
62	C	1101115	Footplate Assembly, Adjustable Angle, Black - Left (5-1/4" W)	1	1
63	D,E	1099704-NLA	NLA - Legrest, Power Articulating, Sector, Black, Short (13"-18" Range) - Right	1	1
63	D,E	1099705-NLA	NLA - Legrest, Power Articulating, Sector, Black, Short (13"-18" Range) - Left	1	1
63	D,E	1099706-NLA	NLA - Legrest Assembly, Power Articulating, Sector, Black, Long (15"-20" Range) - Right	1	1
63	D,E	1099707-NLA	NLA - Legrest Assembly, Power Articulating, Sector, Black, Long (15"-20" Range) - Left	1	1

Power Articulating Legrest POWELR18/POWELR20 (Before 9/15/01)

NOTE: A - Includes Items 2-7
B - Includes Items 32,33,38-40
C - Includes Items 32,39,40,48-61
D - Includes Items 1, 8-32, 35-37, 41-47, 62
E - Power articulating legrest before 9/15/01 NLA. See power articulating legrest dated after 7/26/04. Legrest must be ordered in pairs to match.
F - Heel loop service part was lengthened 12/13/02. Verify with customer if longer heel loop is present. Order in pairs when needed along with 2 each of items 48, 49 and 50.
G - No longer available, see item 63 part numbers 1099704 and 1099705
H - No longer available, see item 63 part numbers 1099706 and 1099707

Power Non-Articulating Legrest POWER18/POWER20 (9/15/01-4/30/02)



Power Non-Articulating Legrest POWER18/POWER20 (9/15/01-4/30/02)

Item Number	Note	Part Number	Description	Quantity Per	
				Package	Assembly
1	A,F	1101112-NLA	NLA - Legrest Support Assembly, Sector, Black - Right	1	1
1	A,F	1101113-NLA	NLA - Legrest Support Assembly, Sector, Black - Left	1	1
2		1025454	Housing, Latch - Right	1	1
2		1025455	Housing, Latch - Left	1	1
3		7930314	Package, Screw, Slotted Hex Washer Head (#10-32 x 1/2")	25	1
4		1025451	Screw, Slotted Hex Washer Head (#10-32 x 5/8")	1	2
5		1099685	Plug, Pivot	1	1
6		1091870	Screw, Socket Button Head w/ Patch (1/4-20 x 3/4")	1	1
7	F	1099694-NLA	NLA - Pad, Cushion - Right	1	1
7	F	1099695-NLA	NLA - Pad, Cushion - Left	1	1
8		1022597	Screw, Phillips Pan Head Tap (#10-32 x 3/8")	1	2
9		1025729	Screw, Phillips Pan Head Tap (#8-32 x 3/8")	1	1
10		1014386-NLA	NLA - Screw, Phillips Pan Head (#8-32 x 5/8")	1	1
11	F	1099699-NLA	NLA - Bracket, Cover	1	1
12	F	1099666-NLA	NLA - Block, Slide	1	1
13	F	1099687-NLA	NLA - Sleeve (5/16 x 3/8 x 7/8")	1	3
14	F	1099692-NLA	NLA - Cover, Legrest Support - Right	1	1
14	F	1099693-NLA	NLA - Cover, Legrest Support - Left	1	1
15		1043599-NLA	NLA - Washer, Flat (5/32 x 3/8 x 1/32")	1	2
16		1101398-NLA	NLA - Motor, Actuator	1	1
17		1026158	Locknut (5/16-18)	1	2
18		1028769	Locknut (5/16-18)	1	1
19		1101267-NLA	NLA - Screw, Socket Button Head (5/16-18 x 1-1/2")	1	2
20		1101214-NLA	NLA - Screw, Socket Button Head (5/16-18 x 2-1/2")	1	1
21		0175600	Spacer, Coved (5/16 x 3/4 x 3/8")	1	2
22		1082699	T-Nut (1/4-20)	1	10
23		1038785-NLA	NLA - Pin, Roll (1/8 x 3/8")	1	1
24		1101883	Glide	1	5
25	F	1109310-NLA	NLA - Extrusion, Internal Slide (16-3/4" L)	1	1
26		1099702	Glide, Internal	1	1
27		1018846	Screw, Socket Button Head (#10-24 x 3/4")	1	1
28	F	1099698-NLA	NLA - Bracket, Actuator	1	1
29		1026907	Washer (1/4 x 1/2 x 1/16")	1	8
30		1100023	Screw, Button Head w/ Patch (1/4-20 x 1/2")	1	10
31	F	1099686-NLA	NLA - Bearing, Linear	1	1
32	F	1109311-NLA	NLA - Extrusion, External - Right (14-1/2" L)	1	1
32	F	1109312-NLA	NLA - Extrusion, External - Left (14-1/2" L)	1	1
33		7930335-NLA	NLA - Package, Screw, Phillips Pan Head (#10-32 x 1/2")	25	1
34	F	1101116-NLA	NLA - Calf Pad Bracket Assembly, Black	1	1
35		88804529X003	Pad, Legrest, Vinyl - Right	1	1

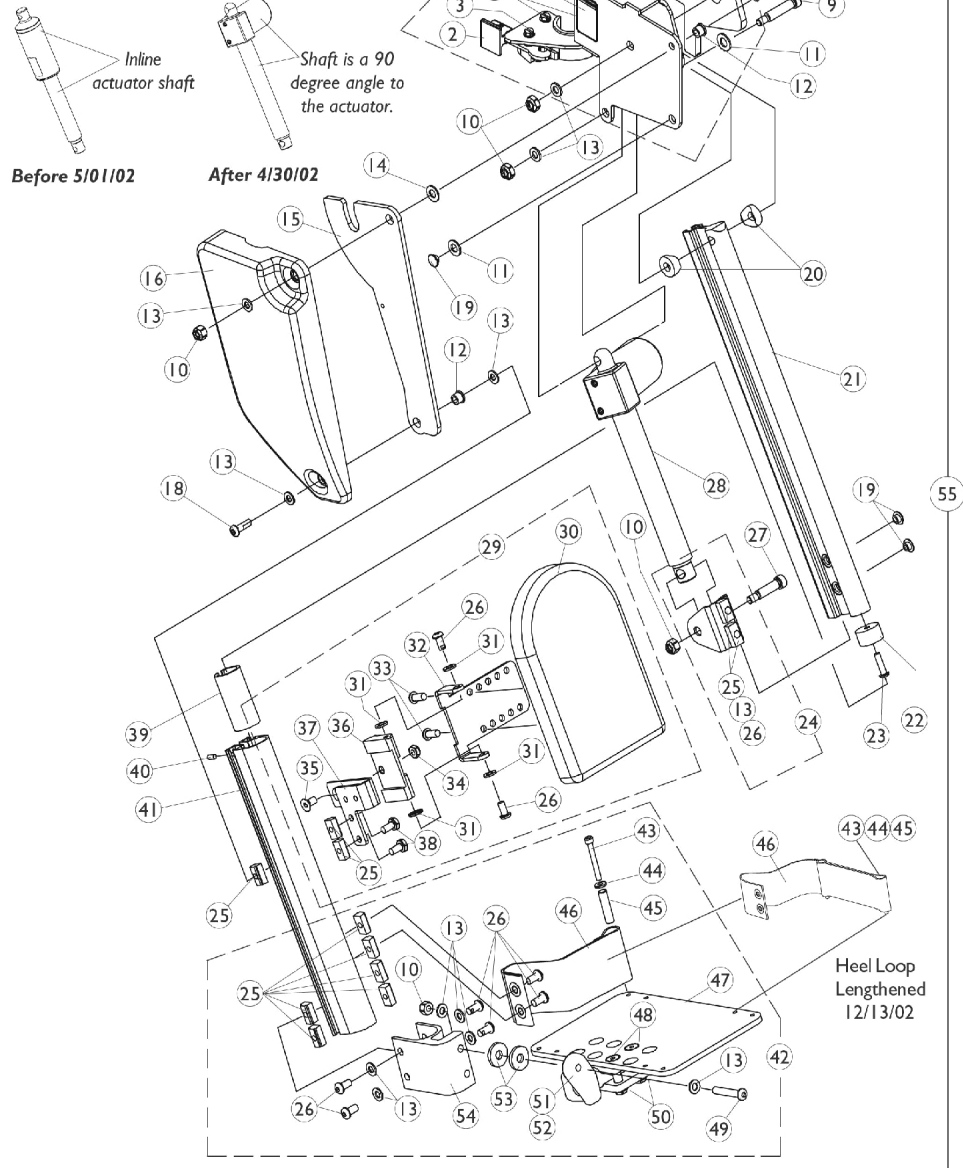
Power Non-Articulating Legrest POWER18/POWER20 (9/15/01-4/30/02)

Item Number	Note	Part Number	Description	Quantity Per	
				Package	Assembly
35		88804529X004	Pad, Legrest, Vinyl - Left	1	1
36		1023965-NLA	NLA - Screw, Socket Head (#10-32 x 1-1/2")	1	1
37		1028516	Washer, Steel (3/16 x 7/16 x 1/16")	1	1
38		1015629-NLA	NLA - Bushing	1	1
39	E	1101268	Heel Loop Assembly - Right	1	1
39	E	1101269	Heel Loop Assembly - Left	1	1
40		7930333	Locknut (1/4-20)	25	1
41		1029545	Screw, Socket Flat Head (1/4-20 x 3/4")	1	2
42		1060427-NLA	NLA - Footplate, Adjustable Angle, Large, Black (5-1/4" W x 8" L)	1	1
43		1008495	Screw, Socket Button Head (1/4-20 x 1-1/2")	1	1
44		1082686	Nut, Barrel, Hex Head (1/4-20 x 11/16")	1	2
45		1058517	Clamp, Footplate	1	1
46		1052102	Hinge, Footplate - Right	1	1
46		1052103	Hinge, Footplate - Left	1	1
47		1048816	Screw, Nylon Adjustment (1/2-13 x 7/8")	1	1
48		7930313	Package, Washer, Nylon (5/16 x 7/8 x 1/8")	25	1
49		1099678	Extrusion, Footplate Adapter	1	1
50	B	1101114	Footplate Assembly, Adjustable Angle, Black - Right (5-1/4" W)	1	1
50	B	1101115	Footplate Assembly, Adjustable Angle, Black - Left (5-1/4" W)	1	1
51		1008432	Screw, Socket Button Head (1/4-20 x 1-1/4")	1	1
52		1025736	Locknut (1/4-20)	25	1
53	C,D	1109313-NLA	NLA - Legrest, Power Non-Articulating, Sector, Black (13"-20" Range) - Right	1	1
53	C,D	1109314-NLA	NLA - Legrest, Power Non-Articulating, Sector, Black (13"-20" Range) - Left	1	1

NOTE: A - Includes Items 2-7
 B - Includes Items 22, 29, 30, 36-49
 C - Includes Items 1, 8-35, and 50-52
 D - Power NON-articulating legrest NLA. See power articulating legrest dated after 7/26/04. A pair will be required to have articulation on both sides.
 E - Heel loop service part was lengthened 12/13/02. Verify with customer if longer heel loop is present. Order in pairs when needed along with 2 each of items 36, 37 and 38.
 F - No longer available, see item 53 part numbers 1109313 and 1109314

Power Articulating Legrest ELRPW (5/1/02-7/26/04)

NOTE: One key visual difference between power legrest before 5/01/02 and after 4/30/02 is the motor actuator as shown below. This will help to identify what version a Customer is using.



Power Articulating Legrest ELRPW (5/1/02-7/26/04)

Item Number	Note	Part Number	Description	Quantity Per	
				Package	Assembly
1	A	1111720-NLA	NLA - Legrest Support Assembly, Sector, Black - Right	1	1
1	A	1111721-NLA	NLA - Legrest Support Assembly, Sector, Black - Left	1	1
2		1025454	Housing, Latch - Right	1	1
2		1025455	Housing, Latch - Left	1	1
3		1017423	Screw, Slotted Hex Washer Head w/ Patch (#10-32 x 1/2")	1	1
4		1025451	Screw, Slotted Hex Washer Head (#10-32 x 5/8")	1	2
5		1079203	Decal, Warning Pinch Point	1	1
6		1099685	Plug, Pivot	1	1
7		1091870	Screw, Socket Button Head w/ Patch (1/4-20 x 3/4")	1	1
8	J	1110968-NLA	NLA - Pad, Cushion - Right	1	1
8	J	1110969-NLA	NLA - Pad, Cushion - Left	1	1
9		1025351-NLA	NLA - Screw, Shoulder Hex Socket Head (5/16" x 1-1/4", 1/4-20)	1	2
10		1025736	Locknut (1/4-20)	1	5
11		1025704	Washer, Flat (5/16 x 5/8 x 1/16")	1	2
12		1099671	Bearing, Flange (1/4 x 5/16" Long)	1	2
13		1026907	Washer (1/4 x 1/2 x 1/16")	1	12
14		1012371	Washer, Nylon (3/8 x 7/8 x 1/16")	1	1
15		1110745-NLA	NLA - Plate, Pivot	1	1
16		1110746	Cover, Legrest Support - Right	1	1
16		1110747	Cover, Legrest Support - Left	1	1
17		1009837	Screw, Socket Button Head (1/4-20 x 1")	1	1
18		1091870	Screw, Socket Button Head w/ Patch (1/4-20 x 3/4")	1	1
19		1101883	Glide	1	3
20		0175600	Spacer, Coved (5/16 x 3/4 x 3/8")	1	2
21		1110741	Extrusion, Internal Slide (14-1/4" L)	1	1
22		1099702	Glide, Internal	1	1
23		1018846	Screw, Socket Button Head (#10-24 x 3/4")	1	1
24	B	1110972	Actuator Motor Bracket Assembly	1	1
25		1082699	T-Nut (1/4-20)	1	11
26		1100023	Screw, Button Head w/ Patch (1/4-20 x 1/2")	1	10
27		1087417-NLA	NLA - Screw, Shoulder Hex Socket Head (5/16" x 1", 1/4-20)	1	1
28		1110724	Motor, Actuator - Right	1	1
28		1110725	Motor, Actuator - Left	1	1
29	D	8881110977	Calf Pad Assembly with Hardware - Right	1	1
29	D	8881111715	Calf Pad Assembly with Hardware - Left	1	1
30		88804529X003	Pad, Legrest, Vinyl - Right	1	1
30		88804529X004	Pad, Legrest, Vinyl - Left	1	1
	C,E	1110748-NLA	NLA - Hardware, Calf Pad Bracket	1	1
31		1026033	Washer, Nylon (1/4 x 1/2 x 1/16")	1	4

Power Articulating Legrest ELRPW (5/1/02-7/26/04)

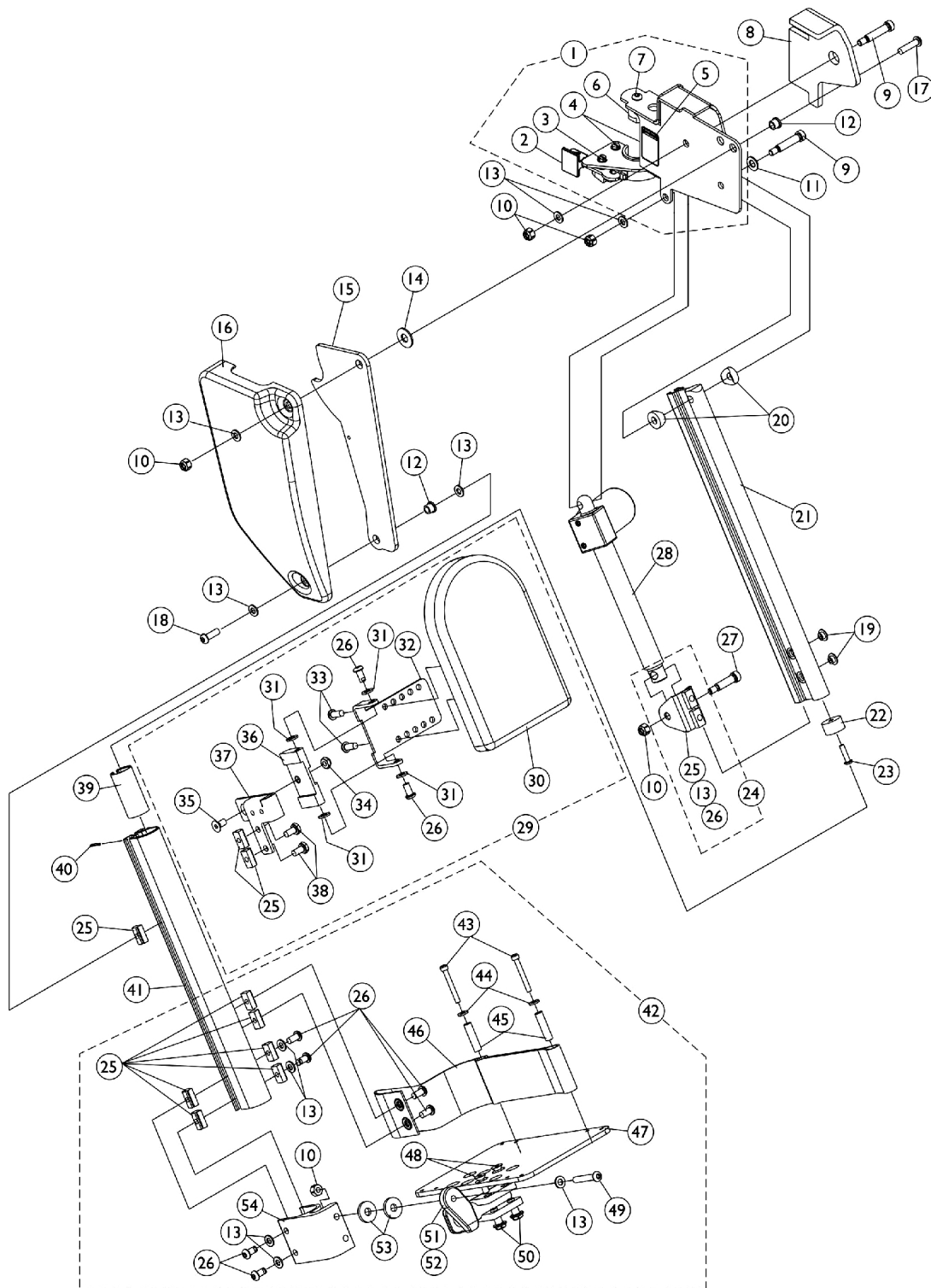
Item Number	Note	Part Number	Description	Quantity Per	
				Package	Assembly
32		1099700-NLA	NLA - Bracket, Calf Pad Mounting, Black	1	1
33		1029157	Screw, Phillips Pan Head w/Patch (#10-32 x 7/8")	1	2
34		1025765	Locknut (1/4-28)	1	1
35		1074191-NLA	NLA - Screw, Socket Flat Head (1/4-28 x 1/2")	1	1
36		1099690-NLA	NLA - Block, Calf Pad	1	1
37		1111716	Bracket, Calf Pad Block Mounting, Black - Right	1	1
37		1111717	Bracket, Calf Pad Block Mounting, Black - Left	1	1
38		1078214	Screw, Hex Head w/ Patch (1/4-20 x 1/2")	1	2
39		1110742	Bushing, Sleeve	1	1
40		1079151-NLA	NLA - Pin, Roll (5/64 x 5/8")	1	1
41		1110734-NLA	NLA - Extrusion, External - ELRPW (10-1/2" L)	1	1
42	F	1101114	Footplate Assembly, Adjustable Angle, Black - Right (5-1/4" W)	1	1
42	F	1101115	Footplate Assembly, Adjustable Angle, Black - Left (5-1/4" W)	1	1
43		1023965-NLA	NLA - Screw, Socket Head (#10-32 x 1-1/2")	1	1
44		1028516	Washer, Steel (3/16 x 7/16 x 1/16")	1	1
45		1015629-NLA	NLA - Bushing	1	1
46	H	1101268	Heel Loop Assembly - Right	1	1
46	H	1101269	Heel Loop Assembly - Left	1	1
47		1060427-NLA	NLA - Footplate, Adjustable Angle, Large, Black (5-1/4" W x 8" L)	1	1
48		1029545	Screw, Socket Flat Head (1/4-20 x 3/4")	1	2
49		1008495	Screw, Socket Button Head (1/4-20 x 1-1/2")	1	1
50		1082686	Nut, Barrel, Hex Head (1/4-20 x 11/16")	1	2
51		1052102	Hinge, Footplate - Right	1	1
51		1052103	Hinge, Footplate - Left	1	1
52		1048816	Screw, Nylon Adjustment (1/2-13 x 7/8")	1	1
53		1016301	Washer, Nylon (5/16 x 7/8 x 1/8")	1	2
54		1099678	Extrusion, Footplate Adapter	1	1
55	G,G1,I	1110743-NLA	NLA - Legrest Assembly, Power Articulating, Sector, Black (13"-20" Range) - Right	1	1
55	G,G1,I	1110744-NLA	NLA - Legrest Assembly, Power Articulating, Sector, Black (13"-20" Range) - Left	1	1
	C	1109548-NLA	NLA - Controller w/ Hardware, MKIV TRCM 2G	1	1
	C	1109548E-NLA	NLA - Reconditioned - Controller w/ Hardware, MKIV TRCM 2G	1	1

Power Articulating Legrest ELRPW (5/1/02-7/26/04)

NOTE: A - Includes Items 2-8
B - Includes Items 13, 25, 26
C - Not Shown
D - Includes Items 25, 26, and 30-38
E - Includes Items 25, 26, 31-36, 38
F - Includes Items 10, 13, 25, 26 and 43-45
G - After 4/30/02 MKIV T.R.C.M. controller software changed from 2.21 to 2.3 to accommodate power articulating legrest made after 4/30/02. A new MKIV T.R.C.M. controller part number 1109548 must be ordered when replacing power articulating or
G1 - non-articulating legrest made before 5/1/02. Verify software version before ordering.
H - Heel loop service part was lengthened 12/13/02. Verify with customer if longer heel loop is present. Order in pairs when needed along with 2 each of items 43, 44 and 45.
I - Due to a product enhancement that provides a higher pivot point at the knee, a customer must order a complete right and left side legrest assembly. see page titled "Power Articulating Legrest After 7/26/04".
J - No longer available individually. See Item number 1 for replacement.

Power Articulating Legrest

ELRPW After 7/26/04



Power Articulating Legrest ELRPW After 7/26/04

Item Number	Note	Part Number	Description	Quantity Per	
				Package	Assembly
1	A	1125436	Legrest Support Assembly, Sector, Black - Right	1	1
1	A	1125437	Legrest Support Assembly, Sector, Black - Left	1	1
2		1025454	Housing, Latch - Right	1	1
2		1025455	Housing, Latch - Left	1	1
3		1017423	Screw, Slotted Hex Washer Head w/ Patch (#10-32 x 1/2")	1	1
4		1025451	Screw, Slotted Hex Washer Head (#10-32 x 5/8")	1	2
5		1079203	Decal, Warning Pinch Point	1	1
6		1099685	Plug, Pivot	1	1
7		1091870	Screw, Socket Button Head w/ Patch (1/4-20 x 3/4")	1	1
8		1125433	Pad, Cushion - Right	1	1
8		1125434	Pad, Cushion - Left	1	1
9		1025351-NLA	NLA - Screw, Shoulder Hex Socket Head (5/16" x 1-1/4", 1/4-20)	1	2
10		1025736	Locknut (1/4-20)	1	5
11		1025704	Washer, Flat (5/16 x 5/8 x 1/16")	1	1
12		1099671	Bearing, Flange (1/4 x 5/16" Long)	1	2
13		1026907	Washer (1/4 x 1/2 x 1/16")	1	12
14		1012371	Washer, Nylon (3/8 x 7/8 x 1/16")	1	1
15		1125424	Plate, Pivot	1	1
16		1110746	Cover, Legrest Support - Right	1	1
16		1110747	Cover, Legrest Support - Left	1	1
17		1009837	Screw, Socket Button Head (1/4-20 x 1")	1	1
18		1091870	Screw, Socket Button Head w/ Patch (1/4-20 x 3/4")	1	1
19		1101883	Glide	1	2
20		0175600	Spacer, Coved (5/16 x 3/4 x 3/8")	1	2
21		1110741	Extrusion, Internal Slide (14-1/4" L)	1	1
22		1099702	Glide, Internal	1	1
23		1018846	Screw, Socket Button Head (#10-24 x 3/4")	1	1
24	B	1110972	Actuator Motor Bracket Assembly	1	1
25		1082699	T-Nut (1/4-20)	1	11
26		1100023	Screw, Button Head w/ Patch (1/4-20 x 1/2")	1	10
27		1087417-NLA	NLA - Screw, Shoulder Hex Socket Head (5/16" x 1", 1/4-20)	1	1
28		1110724	Motor, Actuator - Right	1	1
28		1110725	Motor, Actuator - Left	1	1
29	C	8881110977	Calf Pad Assembly with Hardware - Right	1	1
29	C	8881111715	Calf Pad Assembly with Hardware - Left	1	1
30		88804529X003	Pad, Legrest, Vinyl - Right	1	1
30		88804529X004	Pad, Legrest, Vinyl - Left	1	1
	D,F	1110748-NLA	NLA - Hardware, Calf Pad Bracket	1	1
31		1026033	Washer, Nylon (1/4 x 1/2 x 1/16")	1	4
32		1099700-NLA	NLA - Bracket, Calf Pad Mounting, Black	1	1
33		1029157	Screw, Phillips Pan Head w/Patch (#10-32 x 7/8")	1	2

Power Articulating Legrest ELRPW After 7/26/04

Item Number	Note	Part Number	Description	Quantity Per	
				Package	Assembly
34		1025765	Locknut (1/4-28)	1	1
35		1074191-NLA	NLA - Screw, Socket Flat Head (1/4-28 x 1/2")	1	1
36		1099690-NLA	NLA - Block, Calf Pad	1	1
37		1111716	Bracket, Calf Pad Block Mounting, Black - Right	1	1
37		1111717	Bracket, Calf Pad Block Mounting, Black - Left	1	1
38		1078214	Screw, Hex Head w/ Patch (1/4-20 x 1/2")	1	2
39		1110742	Bushing, Sleeve	1	1
40		1079151-NLA	NLA - Pin, Roll (5/64 x 5/8")	1	1
41		1121026	Extrusion, External (12-1/2" L) (ELRPW22 Before 7/22/04) and (ELRPW20 After 7/21/04)	1	1
42	E	1101114	Footplate Assembly, Adjustable Angle, Black - Right (5-1/4" W)	1	1
42	E	1101115	Footplate Assembly, Adjustable Angle, Black - Left (5-1/4" W)	1	1
43		1023965-NLA	NLA - Screw, Socket Head (#10-32 x 1-1/2")	1	2
44		1028516	Washer, Steel (3/16 x 7/16 x 1/16")	1	2
45		1015629-NLA	NLA - Bushing	1	2
46		1101268	Heel Loop Assembly - Right	1	1
46		1101269	Heel Loop Assembly - Left	1	1
47		1060427-NLA	NLA - Footplate, Adjustable Angle, Large, Black (5-1/4" W x 8" L)	1	1
48		1029545	Screw, Socket Flat Head (1/4-20 x 3/4")	1	2
49		1008495	Screw, Socket Button Head (1/4-20 x 1-1/2")	1	1
50		1082686	Nut, Barrel, Hex Head (1/4-20 x 11/16")	1	2
51		1052102	Hinge, Footplate - Right	1	1
51		1052103	Hinge, Footplate - Left	1	1
52		1048816	Screw, Nylon Adjustment (1/2-13 x 7/8")	1	1
53		1016301	Washer, Nylon (5/16 x 7/8 x 1/8")	1	2
54		1099678	Extrusion, Footplate Adapter	1	1
55	G	1126091	Legrest Assembly, Power Articulating, Sector, Black (13 - 20" Range) - Right	1	1
55	G	1126092	Legrest Assembly, Power Articulating, Sector, Black (13 - 20" Range) - Left	1	1

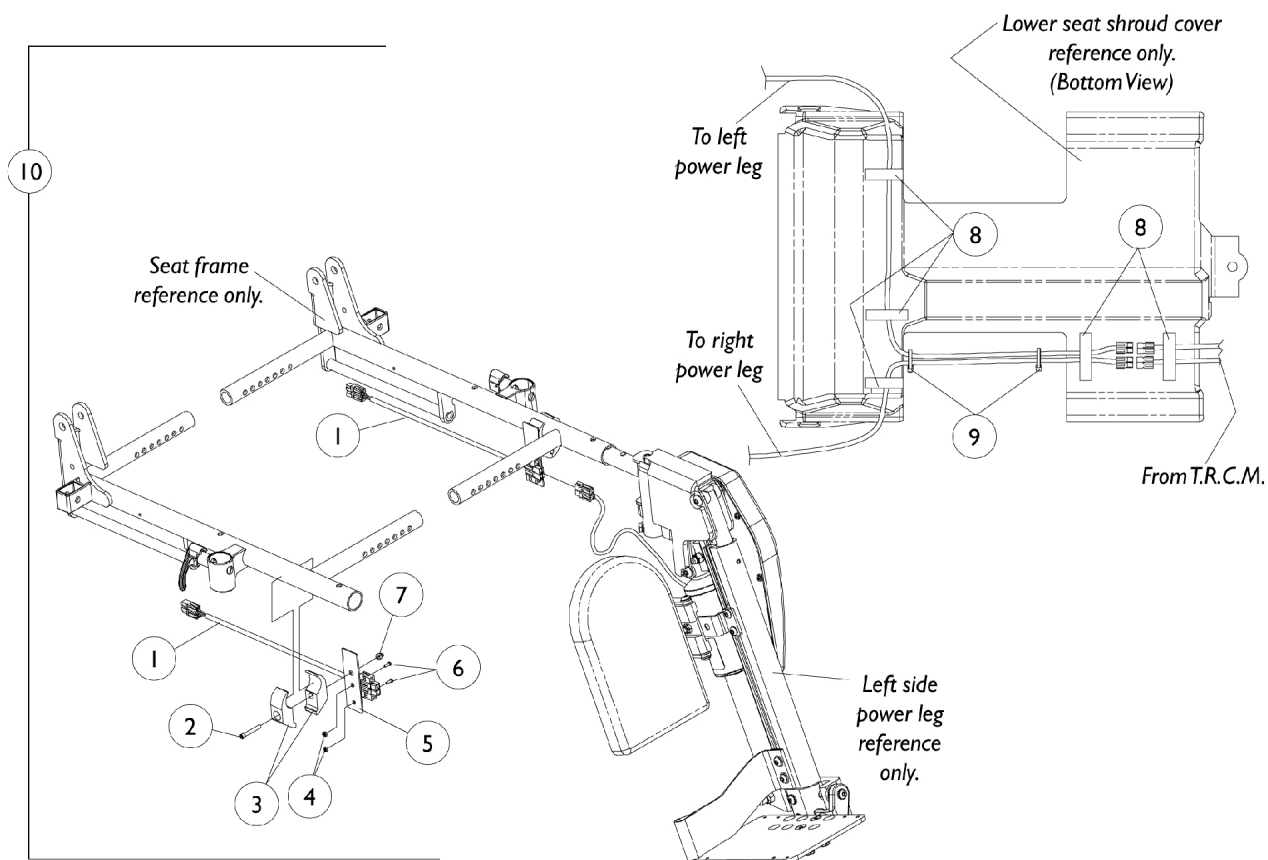
NOTE: A - Includes items 2-7
 B - Includes items 13, 25 and 26
 C - Includes Items 25, 26 and 30-38
 D - Includes Items 25, 26, 31-36, 38
 E - Includes Items 10, 13, 25, 26 and 43-54
 F - Not Shown
 G - Power Legrest must be ordered in pairs when replacing older versions for chairs manufactured before 7/27/04

Power Articulating/Non-Articulating Legrest Harnesses & Hardware

POWER18

POWER20

ELRPW



**Power Articulating/Non-Articulating Legrest Harnesses &
Hardware
POWELR18
POWELR20
ELRPW**

Power Articulating/Non-Articulating Legrest Harnesses & Hardware

POWER18

POWER20

ELRPW

Item Number	Note	Part Number	Description	Quantity Per	
				Package	Assembly
1		1101400	Harness, ELRPW Power Legrest - Right	1	1
1		1101401	Harness, ELRPW Power Legrest - Left	1	1
2		1003424	Screw, Socket Head (1/4-20 x 1-3/4")	1	2
3		1018692-NLA	NLA - Clamp, Half, Non-Threaded	1	4
4		1056098	Locknut (#8-32)	1	4
5		1102022-NLA	NLA - Bracket, Harness Wire, Black	1	2
6		1091871-NLA	NLA - Screw, Socket Head (#8-32 x 5/8")	1	4
7		7930338-NLA	NLA - Nut, Acorn (1/4-20)	25	1
8		1070509-NLA	NLA - Fastener, Loop with Adhesive Back (1" W x 2" L)	1	5
9		2001682	Tie Wrap (8" L)	1	2
10	A	1101520-NLA	NLA - Kit, Power Leg Harness and Mounting Hardware	2	1

NOTE: A - Includes Items 1-9

Power Articulating Legrest Kits

POWER18 (Before 9/15/01)

NOTE: 2G Tilt Only Systems originally ordered without a T.R.C.M.2G controller must include a T.R.C.M.2G controller and 4-way switch with hardware. Refer to the pages titled "Electronics" for MKIV T.R.C.M. 2G and MKIV T.A.C. of this book for a T.R.C.M. upgrade kit. Therefore, add the power leg kit dated after 7/26/04. See page titled "Power Articulating Legrests Kits After 7/26/04". Power Articulating Legs use sector style rigging hangers only and do not come packaged with the kits.

For 2GT, 2GR, 2GT/R Seating Systems When a T.R.C.M. 2G Is Not Present

POWER18 Before 11/01/00

Quantity	Part Number	Description
1	1101399-NLA Kit Part Number See Note(s) B	Kit, POWER18
1	1099704-NLA See Note(s) B	NLA - Legrest, Power Articulating, Sector, Black, Short (13"-18" Range) - Right
1	1099705-NLA See Note(s) B	NLA - Legrest, Power Articulating, Sector, Black, Short (13"-18" Range) - Left
1	1101520-NLA	NLA - Kit, Power Leg Harness and Mounting Hardware
1	1098337-NLA	NLA - Instruction Sheet, Power Leg Installation
1	1104243-NLA See Note(s) A	NLA - Controller, MKIV T.R.C.M. 2G
1	1098341-NLA See Note(s) C	Instruction Sheet, MKIV TRCM 2G Upgrade

NOTE: A - After 10/31/00 software changed from 2.1 to 2.2 on the T.R.C.M. 2G controller to accommodate power articulating legrest. Seating Systems ordered before 11/01/00 requires the updated T.R.C.M. 2G controller.
 B - Power articulating legrest and KITS before 9/15/01 are NLA. See power articulating legrest or KITS dated after 7/26/04. Legrest must be ordered in pairs to match.
 C - Item is no longer available from the Invacare Service Parts Department. Refer to the Invacare Website under "Product Literature Search". Enter the part number in the "Keywords" field and download a free PDF version copy.

For 2GT, 2GR, 2GT/R Seating Systems When a T.R.C.M. 2G Is Not Present

POWER20 Before 11/01/00

Quantity	Part Number	Description
1	1101521-NLA Kit Part Number See Note(s) B	Kit, POWER20
1	1099706-NLA See Note(s) B	Legrest Assembly, Power Articulating, Sector, Black, Long (15"-20" Range) - Right
1	1099707-NLA See Note(s) B	Legrest Assembly, Power Articulating, Sector, Black, Long (15"-20" Range) - Left
1	1101520-NLA	NLA - Kit, Power Leg Harness and Mounting Hardware
1	1098337-NLA	NLA - Instruction Sheet, Power Leg Installation

Power Articulating Legrest Kits

POWELR18 (Before 9/15/01)

NOTE: 2G Tilt Only Systems originally ordered without a T.R.C.M.2G controller must include a T.R.C.M.2G controller and 4-way switch with hardware. Refer to the pages titled "Electronics" for MKIV T.R.C.M. 2G and MKIV T.A.C. of this book for a T.R.C.M. upgrade kit. Therefore, add the power leg kit dated after 7/26/04. See page titled "Power Articulating Legrests Kits After 7/26/04". Power Articulating Legs use sector style rigging hangers only and do not come packaged with the kits.

For 2GT, 2GR, 2GT/R Seating Systems When a T.R.C.M. 2G Is Not Present

POWELR20 Before 11/01/00

Quantity	Part Number	Description
1	1104243-NLA See Note(s) A	Controller, MKIV T.R.C.M. 2G
1	1098341-NLA See Note(s) B	Instruction Sheet, MKIV TRCM 2G Upgrade
NOTE: A - After 10/31/00 software changed from 2.1 to 2.2 on the T.R.C.M. 2G controller to accommodate power articulating legrest. Seating Systems ordered before before 11/01/00 requires the updated T.R.C.M. 2G controller. B - Power articulating legrest and KITS before 9/15/01 are NLA. See power articulating legrest or KITS dated after 7/26/04. Legrest must be ordered in pairs to match.		

Power Articulating Legrest Kits

POWELR18 (Before 9/15/01)

NOTE: 2G Tilt Only Systems originally ordered without a T.R.C.M.2G controller must include a T.R.C.M.2G controller and 4-way switch with hardware. Refer to the pages titled "Electronics" for MKIV T.R.C.M. 2G and MKIV T.A.C. of this book for a T.R.C.M. upgrade kit. Therefore, add the power leg kit dated after 7/26/04. See page titled "Power Articulating Legrests Kits After 7/26/04". Power Articulating Legs use sector style rigging hangers only and do not come packaged with the kits.

For 2GT, 2GR, 2GT/R Seating Systems When a T.R.C.M. 2G Is Present

POWELR18 After 10/31/00

Quantity	Part Number	Description
1	1099952-NLA	Kit, POWELR18
1	1099704-NLA See Note(s) A	NLA - Legrest Assembly, Power Articulating, Sector, Black, Long (15"-20" Range) - Right
1	1099705-NLA See Note(s) A	NLA - Legrest Assembly, Power Articulating, Sector, Black, Long (15"-20" Range) - Left
1	1101520-NLA	NLA - Kit, Power Leg Harness and Mounting Hardware
1	1098337-NLA	NLA - Instruction Sheet, Power Leg Installation

NOTE: A - Power articulating legrest and KITS before 9/15/01 are NLA. See power articulating legrest or KITS dated after 7/26/04. Legrest must be ordered in pairs to match.

For 2GT, 2GR, 2GT/R Seating Systems When a T.R.C.M. 2G Is Present

POWELR20 After 10/31/00

Quantity	Part Number	Description
1	1101117-NLA See Note(s) A	Kit, POWELR20
1	1099706-NLA See Note(s) A	NLA - Legrest Assembly, Power Articulating, Sector, Black, Long (15"-20" Range) - Right
1	1099707-NLA See Note(s) A	NLA - Legrest Assembly, Power Articulating, Sector, Black, Long (15"-20" Range) - Left
1	1101520-NLA	NLA - Kit, Power Leg Harness and Mounting Hardware
1	1098337-NLA	NLA - Instruction Sheet, Power Leg Installation

NOTE: A - Power articulating legrest and KITS before 9/15/01 are NLA. See power articulating legrest or KITS dated after 4/30/02. Legrest must be ordered in pairs to match.

Power Non-Articulating Legrest Kits

POWER18/POWER20 (9/15/01-4/30/02)

NOTE: 2G Tilt Only Systems originally ordered without a T.R.C.M.2G controller must include a T.R.C.M.2G controller and 4-way switch with hardware. Refer to the pages titled "Electronics" for MKIV T.R.C.M. 2G and MKIV T.A.C. of this book for a T.R.C.M. upgrade kit. Therefore, add the power legrest kit dated after 7/26/04. See page titled "Power Articulating Legrest Kits After 7/26/04". Power Articulating Legs use sector style rigging hangers only and do not come packaged with the kits.

For 2GT, 2GR, 2GT/R Seating Systems When a T.R.C.M. 2G Is Not Present

POWER18/POWER20 Before 11/01/00

Quantity	Part Number	Description
1	1109315-NLA Kit Part Number See Note(s) B	Kit, POWER18/POWER20
1	1109313-NLA See Note(s) B	Legrest, Power Non-Articulating, Sector, Black (13"-20" Range) - Right
1	1109314-NLA See Note(s) B	Legrest, Power Non-Articulating, Sector, Black (13"-20" Range) - Left
1	1101520-NLA	Kit, Power Leg Harness and Mounting Hardware
1	1098337-NLA	Instruction Sheet, Power Leg Installation
1	1104243-NLA See Note(s) A	Controller, MKIV T.R.C.M. 2G
1	1098341-NLA See Note(s) C	Instruction Sheet, MKIV TRCM 2G Upgrade

NOTE: A - After 10/31/00 software changed from 2.1 to 2.2 on the T.R.C.M. 2G controller to accommodate power articulating legrest. Seating Systems ordered before 11/01/00 requires the updated T.R.C.M. 2G controller.
B - Power articulating legrest and KITS before 9/15/01 are NLA. See power articulating legrest or KITS dated after 7/26/04. Legrest must be ordered in pairs to match.
C - Item is no longer available from the Invacare Service Parts Department. Refer to the Invacare Website under "Product Literature Search". Enter the part number in the "Keywords" field and download a free PDF version copy.

For 2GT, 2GR, 2GT/R Seating Systems When a T.R.C.M. 2G Is Present

POWER18/POWER20 After 10/31/00

Quantity	Part Number	Description
1	1109316-NLA Kit Part Number See Note(s) A	Kit, POWER18/POWER20
1	1109313-NLA See Note(s) A	NLA - Legrest, Power Non-Articulating, Sector, Black (13"-20" Range) - Right
1	1109314-NLA See Note(s) A	NLA - Legrest, Power Non-Articulating, Sector, Black (13"-20" Range) - Left
1	1101520-NLA	NLA - Kit, Power Leg Harness and Mounting Hardware
1	1098337-NLA	NLA - Instruction Sheet, Power Leg Installation

Power Non-Articulating Legrest Kits

POWELR18/POWELR20 (9/15/01-4/30/02)

NOTE: 2G Tilt Only Systems originally ordered without a T.R.C.M.2G controller must include a T.R.C.M.2G controller and 4-way switch with hardware. Refer to the pages titled "Electronics" for MKIV T.R.C.M. 2G and MKIV T.A.C. of this book for a T.R.C.M. upgrade kit. Therefore, add the power legrest kit dated after 7/26/04. See page titled "Power Articulating Legrest Kits After 7/26/04". Power Articulating Legs use sector style rigging hangers only and do not come packaged with the kits.

<p>NOTE: A - Power articulating legrest and KITS before 9/15/01 are NLA. See power articulating legrest or KITS dated after 7/26/04. Legrest must be ordered in pairs to match.</p>
--

Power Articulating Legrest Kits

ELRPW (5/1/02-7/26/04)

NOTE: 2G Tilt Only Systems originally ordered without a T.R.C.M.2G controller must include a T.R.C.M.2G controller and 4-way switch with hardware. Refer to the pages titled "Electronics" for MKIV T.R.C.M. 2G and MKIV T.A.C. of this book for a T.R.C.M. upgrade kit. Therefore, add the power leg kit dated after 7/26/04. See page titled "Power Articulating Legrest kits After 7/26/04". Power Articulating Legs use sector style rigging hangers only and do not come packaged with the kits.

For 2GT, 2GR, 2GT/R Seating Systems When a T.R.C.M. 2G Is Not Present

ELRPW Before 5/1/02

Quantity	Part Number	Description
1	1126096-NLA See Note(s) B, C, C1	Kit, ELRPW Power Articulating Legrest
1	1126096E-NLA	Reconditioned - Power Articulating Legrest Kit
1	1126091 See Note(s) C, C1	Legrest Assembly, Power Articulating, Sector, Black (13"-20" Range) - Right
1	1126092 See Note(s) C1, C	Legrest Assembly, Power Articulating, Sector, Black (13"-20" Range) - Left
1	1101520-NLA	Kit, Power Leg Harness and Mounting Hardware
1	1098337-NLA	Instruction Sheet, Power Leg Installation
1	1109548-NLA See Note(s) A, A1	Controller w/ Hardware, MKIV TRCM 2G
1	1109548E-NLA	Reconditioned - Controller Assembly, MKIV TRCM 2G
1	1098341-NLA See Note(s) D	Instruction Sheet, MKIV TRCM 2G Upgrade

NOTE: A - After 4/30/02 MKIV T.R.C.M. controller software changed from 2.21 to 2.3 to accommodate power articulating legrest made after 4/30/02. A new MKIV T.R.C.M. controller must be ordered when replacing power articulating or non-articulating legrest made before
A1 - 5/1/02. Verify software version before ordering.
B - Kit includes the 6 part numbers listed below the kit part number
C - Due to a product enhancement that provides a higher pivot point at the knee, kit part number 1111723 and right/left side legrest 1110743 and 1110744 were replaced with the current part numbers shown on after 7/26/04.
C1 - Right and left side legrest must be ordered in pairs prior to 7/27/04.
D - Item is no longer available from the Invacare Service Parts Department. Refer to the Invacare Website under "Product Literature Search". Enter the part number in the "Keywords" field and download a free PDF version copy.

Power Articulating Legrest Kits

ELRPW (5/1/02-7/26/04)

NOTE: 2G Tilt Only Systems originally ordered without a T.R.C.M.2G controller must include a T.R.C.M.2G controller and 4-way switch with hardware. Refer to the pages titled "Electronics" for MKIV T.R.C.M. 2G and MKIV T.A.C. of this book for a T.R.C.M. upgrade kit. Therefore, add the power leg kit dated after 7/26/04. See page titled "Power Articulating Legrest kits After 7/26/04". Power Articulating Legs use sector style rigging hangers only and do not come packaged with the kits.

For 2GT, 2GR, 2GT/R Seating Systems When a T.R.C.M. 2G Is Present

ELRPW 5/1/02-7/26/04

Quantity	Part Number	Description
1	1111722-NLA Kit Part Number See Note(s) B, A, B1	Kit, ELRPW Power Articulating Legrest Kit
1	1110743-NLA See Note(s) B1, B	NLA - Legrest Assembly, Power Articulating, Sector, Black (13"-20" Range) - Right
1	1110744-NLA See Note(s) B, B1	NLA - Legrest Assembly, Power Articulating, Sector, Black (13"-20" Range) - Left
1	1101520-NLA	NLA - Kit, Power Leg Harness and Mounting Hardware
1	1098337-NLA	NLA - Instruction Sheet, Power Leg Installation
NOTE: A - Kit includes the 4 part numbers listed below the kit part number B - Due to a product enhancement that provides a higher pivot point at the knee, a customer must order a complete right and left side legrest assembly. A kit is required when ordering Power Articulating Legrest for the first time. B1 - See page titled "Power Articulating Legrest Kits After 7/26/04".		

Power Articulating Legrest Kits ELRPW (After 7/26/04)

NOTE: 2G Tilt Only Systems originally ordered without a T.R.C.M.2G controller must include a T.R.C.M.2G controller and 4-way switch with hardware. Refer to the pages titled "Electronics" for MKIV T.R.C.M. 2G and MKIV T.A.C. of this book for a T.R.C.M. upgrade kit. Therefore, add the power leg kit dated after 7/26/04. Power Articulating Legs use sector style rigging hangers only and do not come packaged with the kits.

For 2GT, 2GR, 2GT/R Seating Systems When a T.R.C.M. 2G Is Present

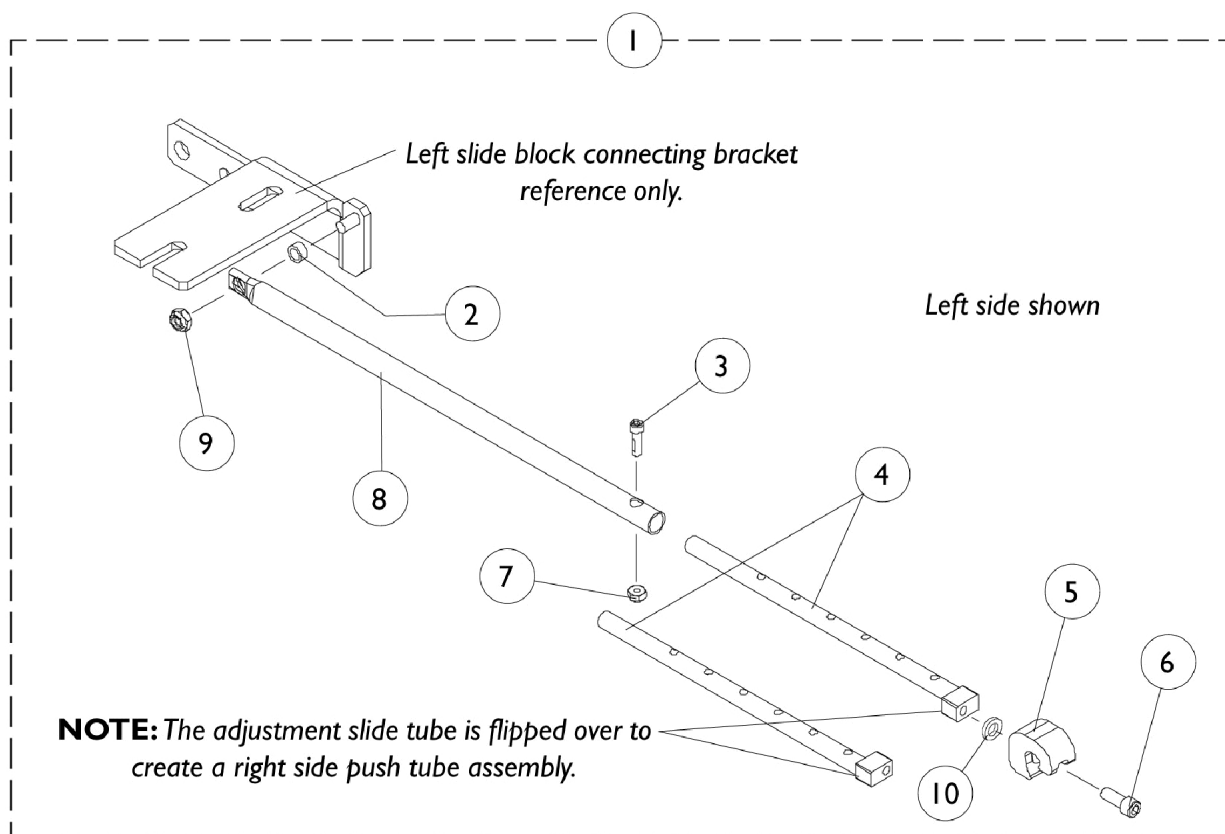
ELRPW After 7/26/04

Quantity	Part Number	Description
1	1126095-NLA See Note(s) A	Kit, ELRPW
1	1126091	NLA - Legrest Assembly, Power Articulating, Sector, Black (13"-20" Range) - Right
1	1126092	NLA - Legrest Assembly, Power Articulating, Sector, Black (13"-20" Range) - Left
1	1101520-NLA	NLA - Kit, Power Leg Harness and Mounting Hardware
1	1098337-NLA	NLA - Instruction Sheet, Power Leg Installation

NOTE: A - Kit includes the 4 part numbers listed below the kit part number

Legrest Support Push Rod Assembly

AT5544P and Genius



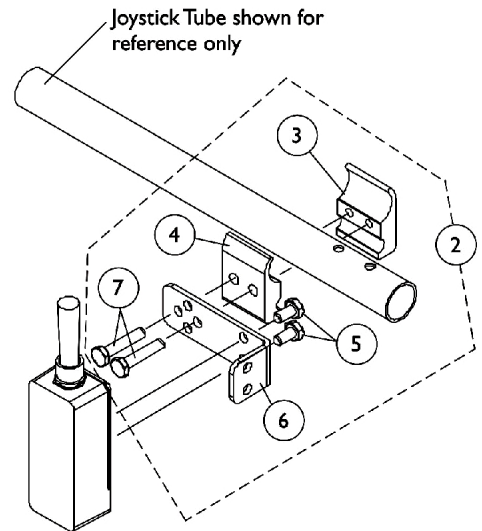
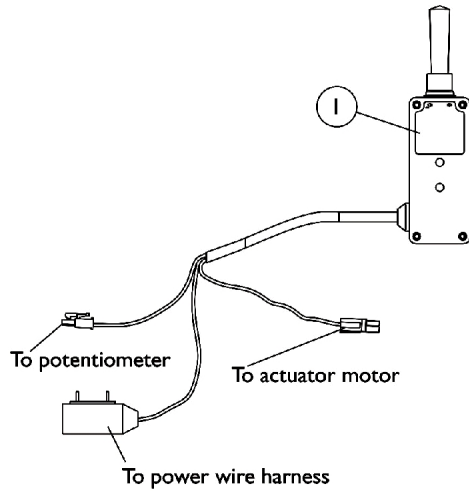
Legrest Support Push Rod Assembly AT5544P and Genius

Item Number	Note	Part Number	Description	Quantity Per	
				Package	Assembly
1		1086966-NLA	NLA - Legrest Support Push Rod Assembly, Black - Right (16 - 19" D)	1	1
1		1086967-NLA	NLA - Legrest Support Push Rod Assembly, Black - Left (16 - 19" D)	1	1
1		1086968-NLA	NLA - Legrest Support Push Rod Assembly, Black - Right (20 - 22" D)	1	1
1		1086969-NLA	NLA - Legrest Support Push Rod Assembly, Black - Left (20 - 22" D)	1	1
2		1047449-NLA	NLA - Spacer (1/4 x 3/8 x 3/16")	1	1
3		1091871-NLA	NLA - Screw, Socket Head (#8-32 x 5/8")	1	1
4		1086958-NLA	NLA - Tube, Adjustable Slide, Black	1	1
5		1082922-NLA	NLA - Receptacle, Legrest	1	1
6		1007219	Screw, Socket Head (1/4-20 x 5/8")	1	1
7		1056098	Locknut (#8-32)	1	1
8		1086962-NLA	NLA - Rod, Push, Legrest Support, Black (16 - 19" D)	1	1
8		1086963-NLA	NLA - Rod, Push, Legrest Support, Black (20 - 22" D)	1	1
9		7930323-NLA	NLA - Package, Locknut (1/4-20)	25	1
10		1013971	Washer, Nylon (1/4 x 7/16 x 5/64")	1	1

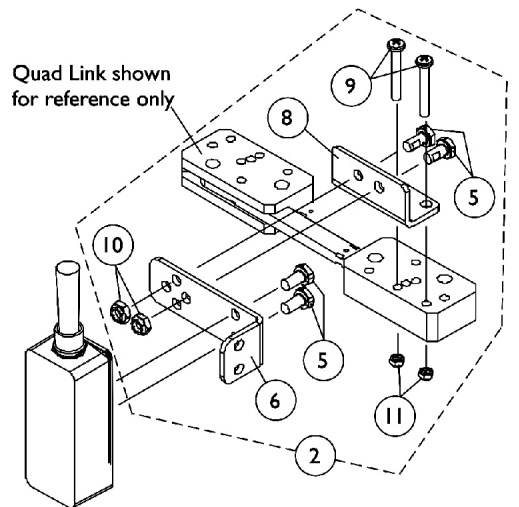
Electronics

Tilt Recline Single Switch (TRSS)

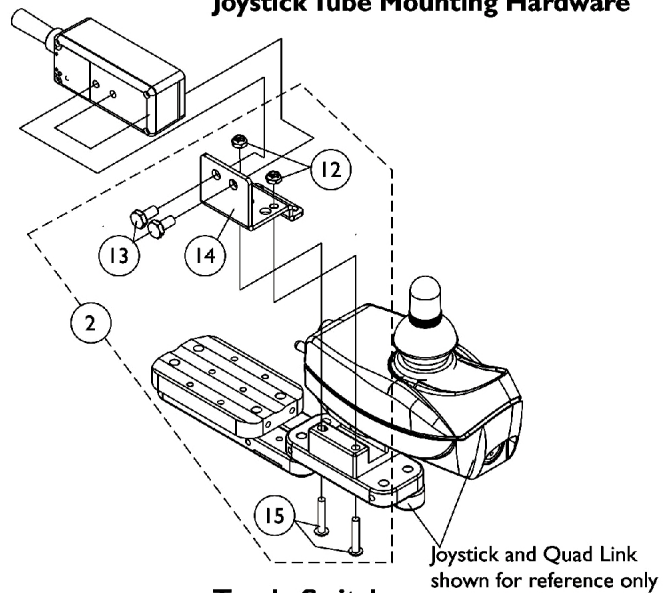
TRSS Tilt Recline Single Switch is not used with MK6i electronics.



**Toggle Switch
Joystick Tube Mounting Hardware**



**Toggle Switch
Quad Link Mounting Hardware
Before 10/31/05**



**Toggle Switch
Quad Link Mounting Hardware
After 10/30/05**

Electronics

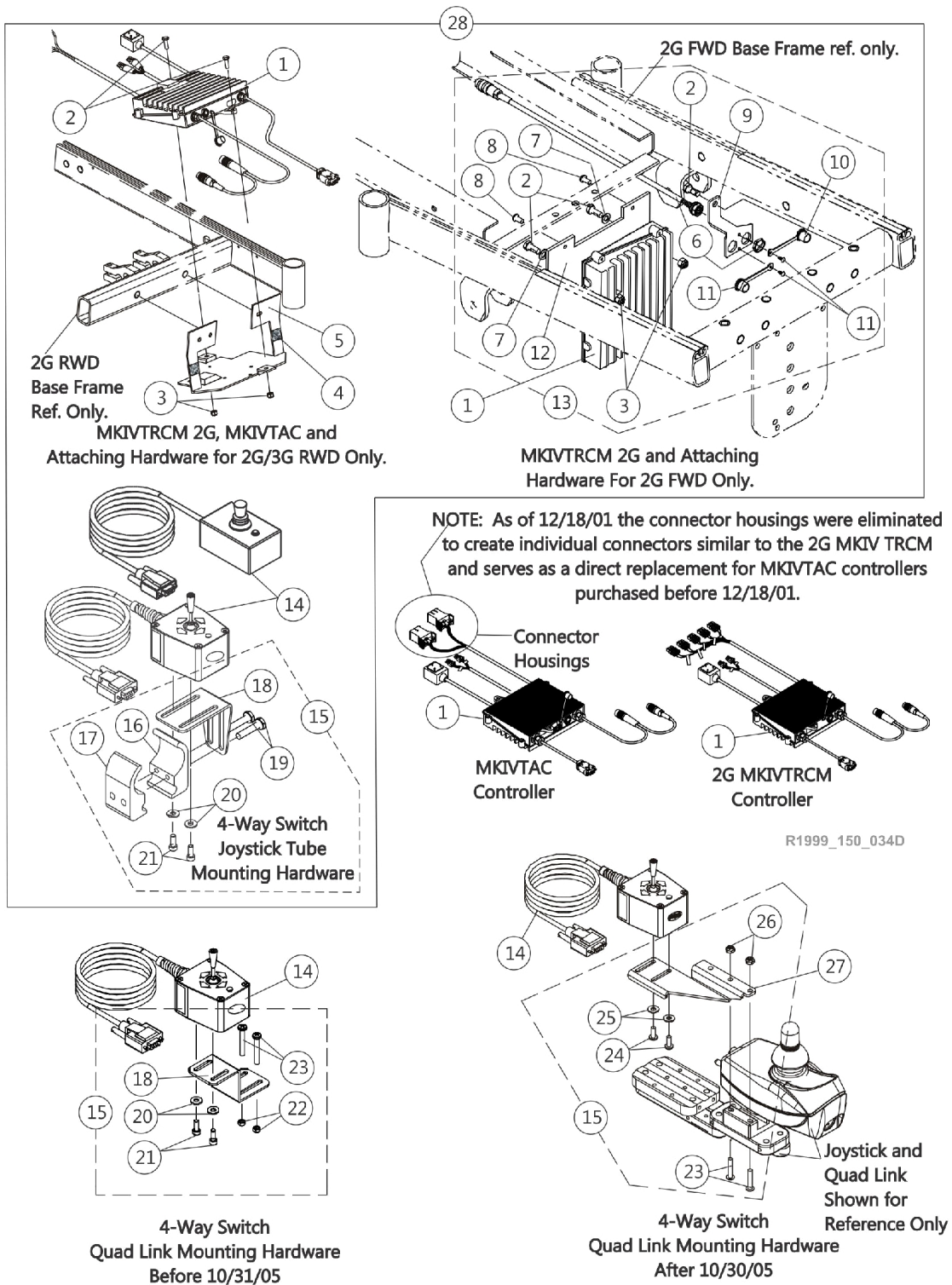
Tilt Recline Single Switch (TRSS)

TRSS Tilt Recline Single Switch is not used with MK6i electronics.

Item Number	Note	Part Number	Description	Quantity Per		
				Package	Assembly	
1	A	1089384	Switch, Toggle Tilt Recline Single (TRSS)	1	1	
2		1091496	Kit, Joystick Tube Toggle Switch Mounting Hardware	1	1	
3		1091497-NLA	NLA - Half Clamp, Threaded Holes	1	1	
4			Half Clamp, Non-Threaded Holes	1	1	
5			Screw, Hex Head w/ Patch (1/4-20 x 1/2")	1	2	
6			NLA - Bracket, Toggle Switch Mounting, Black	1	1	
7			NLA - Screw, Hex Head (1/4-20 x 1-1/8")	1	2	
2	B		1091497-NLA	NLA - Kit, Quad Link Toggle Switch Mounting Hardware	1	1
5	1139684		Screw, Hex Head w/ Patch (1/4-20 x 1/2")	1	4	
6		NLA - Bracket, Toggle Switch Mounting, Black	1	1		
8		NLA - Bracket, Quad Link Toggle Switch Mounting, Black	1	1		
9		Screw, Phillips Pan Head (#10-32 x 1-3/8")	1	2		
10		Locknut (1/4-20)	1	2		
11		Locknut (#10-32)	1	2		
2		C	1139684	NLA - Kit, Quad Link Toggle Switch Mounting Hardware	1	1
12		Locknut (#10-32)	1	2		
13		Screw, Hex Head w/ Patch (1/4-20 x 1/2")	1	2		
14		Bracket, Toggle Switch Mounting, Black	1	1		
15		Screw, Phillips Pan Head w/Patch (#10-32 x 7/8")	1	2		
NOTE: A - Includes Items 3-7 B - Before 10/31/05 and Includes Items 5, 6, and 8-11 C - After 10/30/05 and includes items 12-15						

Electronics

MKIV TRCM 2G, MKIV TAC & 4-Way Switch



Electronics

MKIV TRCM 2G, MKIV TAC & 4-Way Switch

Item Number	Note	Part Number	Description	Quantity Per	
				Package	Assembly
1	B,C,L	1089618	Controller w/ Hardware, MKIV TRCM 2G	1	1
1	B,C,L	1089618E-NLA	NLA - Reconditioned - Controller w/ Hardware, MKIV TRCM 2G	1	1
1	B,D,N	1109548-NLA	NLA - Controller w/ Hardware, MKIV TRCM 2G	1	1
1	B,D,N	1109548E-NLA	NLA - Reconditioned - Controller w/ Hardware, MKIV TRCM 2G	1	1
1	B,C	1104248-NLA	NLA - Controller w/ Hardware, MKIV TAC	1	1
1	B,D,N	1109552-NLA	NLA - Controller w/ Hardware, MKIV TAC	1	1
2	M	1070462-NLA	NLA - Screw, Hex Head w/ Patch (5/16-18 x 7/8")	1	2
3		1028769	Locknut (5/16-18)	1	2
4		1092662-NLA	NLA - Package, Fastener, Dual Lock 250 (1/2" W x 7/8" L)	10	1
5		1092659-NLA	NLA - Kit, Controller Mounting Bracket with Fastener Strips, Black	1	1
6		1092912-NLA	NLA - Programmer Extension Cable Assembly (18" Long)	1	1
7		1025704	Washer, Flat (5/16 x 5/8 x 1/16")	1	2
8		1006773-NLA	NLA - Screw, Socket Button Head (1/4-20 x 1/2")	1	2
9		1093307-NLA	NLA - Bracket, Port, Black	1	1
10		1037373-NLA	NLA - Cover, Splash	1	2
11		1040226-NLA	NLA - Rivet, Nylon	1	2
12		1091531-NLA	NLA - Bracket, Controller Mounting, Black	1	1
13	E	1105686-NLA	NLA - Hardware, TRCM 2G/ TAC (FWD) Mounting	1	1
14	Q	1080116-NLA	NLA - Switch, 4-Way (FWT)	1	1
14		60105577	Kit, Switch, 4-Way (FWT)	1	1
15	F	1077519	Kit, 4-Way Switch Joystick Tube Mounting Hardware	1	1
16			NLA - Half Clamp, Threaded Holes	1	1
17			Half Clamp, Non-Threaded Holes	1	1
18			NLA - Bracket, Joystick Mounting, Black	1	1
19			NLA - Screw, Hex Head (1/4-20 x 1-1/8")	1	2
20			Washer (#10 Flat)	1	2
21			Screw, Phillips Pan Head (#10-32 x 1/2")	1	2
15	G,R	1077520	NLA - Kit, 4-Way Switch Quad Link Mounting Hardware	1	1
18			NLA - Bracket, Quad Link Mounting, Black	1	1
20			Washer (#10 Flat)	1	2
21			Screw, Phillips Pan Head (#10-32 x 1/2")	1	2
22			Locknut (#10-32)	1	2
23			Screw, Phillips Pan Head (#10-32 x 1-3/8")	1	2
15	O,R	1139418	Kit, 4-Way Switch Quad Link Mounting Hardware	1	1
23			Screw, Phillips Pan Head w/Patch (#10-32 x 7/8")	1	2
24			Screw, Phillips Pan Head (#10-32 x 1/2")	1	2
25			NLA - Washer, Nylon (#10)	1	2

Electronics

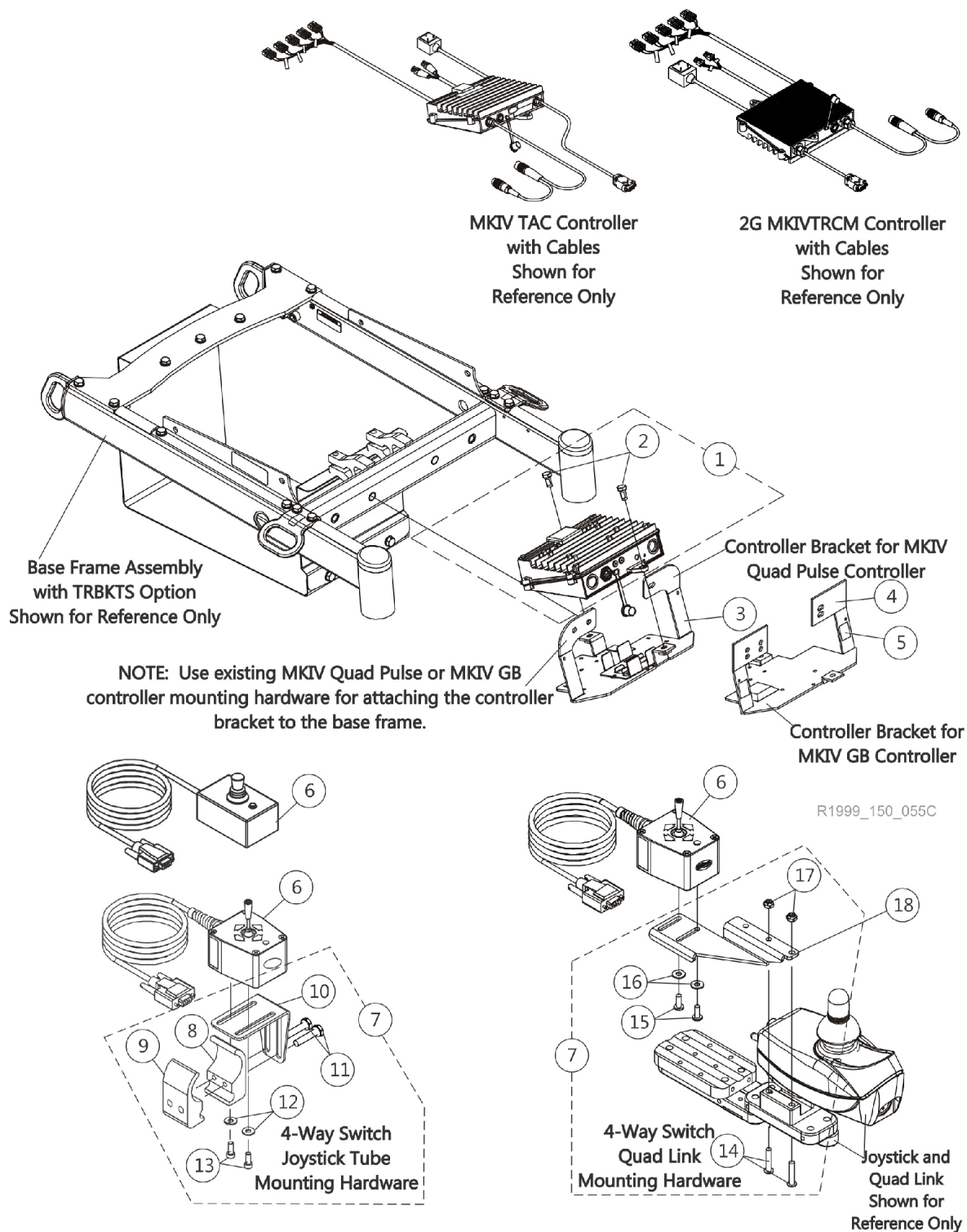
MKIV TRCM 2G, MKIV TAC & 4-Way Switch

Item Number	Note	Part Number	Description	Quantity Per	
				Package	Assembly
26			Locknut (#10-32)	1	2
27		1134132	Bracket, 4-Way Switch Quad Link, Black - Right	1	1
27		1134133	Bracket, 4-Way Switch Quad Link, Black - Left	1	1
28	H,K	1102599-NLA	NLA - Kit, Controller Upgrade, 2G RWD	1	1
28	I,K	1102638-NLA	NLA - Kit, Controller Upgrade, 2G FWD	1	1
28	H,K	1104254-NLA	NLA - Kit, Controller Upgrade, TAC RWD	1	1
28	I,K	1105685-NLA	NLA - Kit, Controller Upgrade, TAC FWD	1	1
	A,P	1098341-NLA	NLA - Instruction Sheet, MKIV TRCM 2G Upgrade	1	1
	A,P	1104244-NLA	NLA - Instruction Sheet, Tilt/ Recline Pot Removal	1	1
	A	1104912	Instruction Sheet, MKIV TAC	1	1
	A,J	1090208-NLA	NLA - Service Manual	1	1

NOTE: A - Not Shown
 B - Includes Items 2-3
 C - Before 5/1/02
 D - After 4/30/02
 E - Includes Items 2,3,6-12
 F - Includes Items 16-21
 G - Before 10/31/05 and Includes Items 18 and 20-23
 H - Includes Items 1, 14, 15, and Instruction Sheet
 I - Includes Items 1, 13-15, and Instruction Sheet
 J - All Systems
 K - Kits come standard with item 15 part # (1077519 joystick tube mounting hardware). For Quad Link Assemblies, item 15 part # (1077520 Quad Link Mounting Hardware) or (1139418 Quad Link Mounting Hardware with item 27) must be ordered as well.
 L - TRCM 2G Controller software version changed from 2.2 to 2.21 as of 1/11/01. The controller will include instruction sheet part number 1104244 that relates to software version 2.21 only and a service manual part number 1090208.
 M - MKIV TRCM attaching hardware for 2G FWD uses a quantity of 3 Hex Head Cap Screws.
 N - MKIV TRCM part number 1109548 and TAC part number 1109552 is not compatible for power legs with an inline actuator made before 5/1/02.
 O - After 10/30/05 and includes items 23-26
 P - Item is no longer available from the Invacare Service Parts Department. Refer to the Invacare Website under "Product Literature Search". Enter the part number in the "Keywords" field and download a free PDF version copy.
 Q - Part # 1080116 is No Longer Available. Order item #14 part number 60105577 as a replacement. New design is rectangular in shape. It is recommended to order new Hardware 1077519 as well.
 R - 4-Way Toggle Switch 60105577 is not compatible with this hardware.

Electronics

MKIV TRCM 2G, MKIV TAC & 4-Way Switch For TRBKTS Option

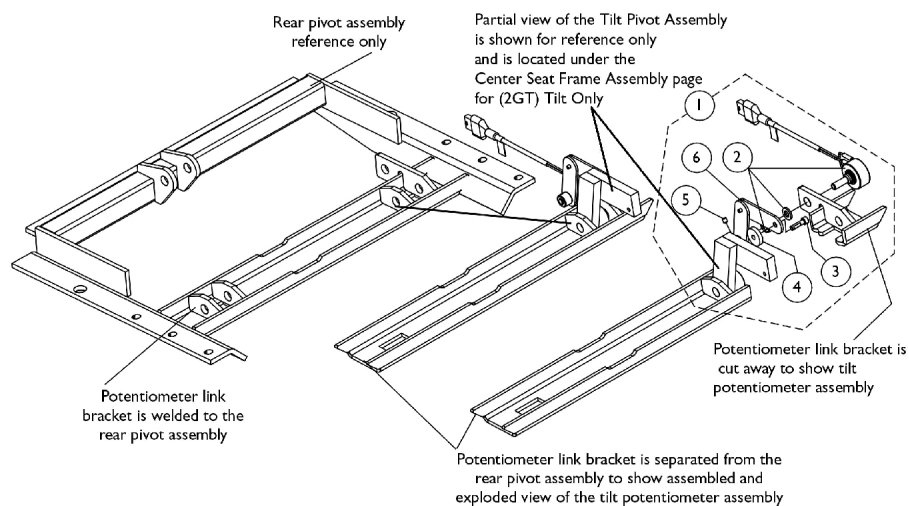


Electronics

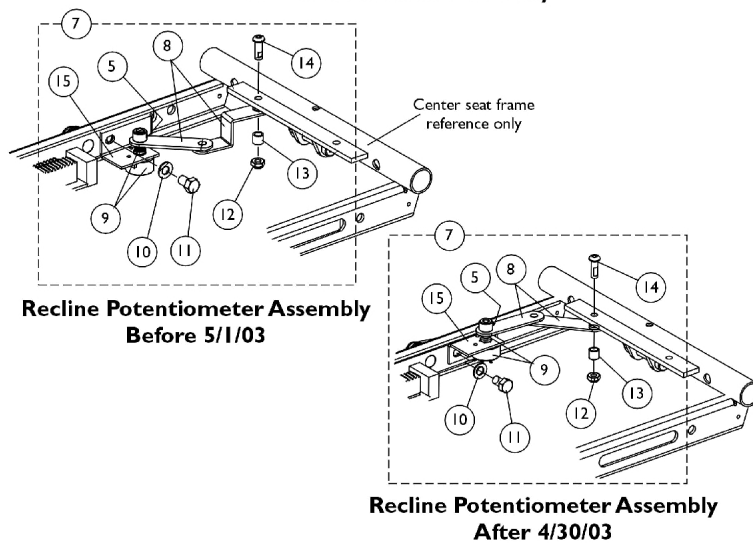
MKIV TRCM 2G, MKIV TAC & 4-Way Switch For TRBKTS Option

Item Number	Note	Part Number	Description	Quantity Per	
				Package	Assembly
1	A	1141275-NLA	NLA - Controller w/ Hardware, MKIV TRCM 2G For TRBKTS Option	1	1
1	A	1141275E-NLA	NLA - Reconditioned - Controller w/ Hardware, MKIV TRCM 2G For TRBKTS Option	1	1
1	B	1140487-NLA	NLA - Controller w/ Hardware, MKIV TAC For TRBKTS Option	1	1
2		1122652	Screw, Hex Head w/ Patch (5/16-18 x 5/8")	1	2
3		1140484-NLA	NLA - Bracket, Controller Mounting, Black	1	1
4		1092659-NLA	NLA - Kit, Controller Mounting Bracket with Fastener Strips, Black	1	1
5		1092662-NLA	NLA - Package, Fastener, Dual Lock 250 (1/2" W x 7/8" L)	10	1
6	F	1080116-NLA	NLA - Switch, 4-Way (FWT)	1	1
6		60105577	Kit, Switch, 4-Way (FWT)	1	1
7	C	1077519	Kit, 4-Way Switch Joystick Tube Mounting Hardware	1	1
8			NLA - Half Clamp, Threaded Holes	1	1
9			Half Clamp, Non-Threaded Holes	1	1
10			NLA - Bracket, Joystick Mounting, Black	1	1
11			NLA - Screw, Hex Head (1/4-20 x 1-1/8")	1	2
12			Washer (#10 Flat)	1	2
13			Screw, Phillips Pan Head (#10-32 x 1/2")	1	2
7	D,G	1139418	Kit, 4-Way Switch Quad Link Mounting Hardware	1	1
14			Screw, Phillips Pan Head w/Patch (#10-32 x 7/8")	1	2
15			Screw, Phillips Pan Head (#10-32 x 1/2")	1	2
16			NLA - Washer, Nylon (#10)	1	2
17			Locknut (#10-32)	1	2
18		1134132	Bracket, 4-Way Switch Quad Link, Black - Right	1	1
18		1134133	Bracket, 4-Way Switch Quad Link, Black - Left	1	1
	E	1090208-NLA	NLA - Service Manual	1	1
NOTE: A - Includes the controller, item 2 and service manual part number 1090208 B - Includes the controller and item 2 C - Includes items 8-13 D - Includes items 14-17 E - Not Shown F - Part # 1080116 is No Longer Available. Order item #6 part number 60105577 as a replacement. New design is rectangular in shape. It is recommended to order new Hardware 1077519 as well. G - 4-Way Toggle Switch 60105577 is not compatible with this hardware.					

Tilt/ Recline Potentiometers & Hardware



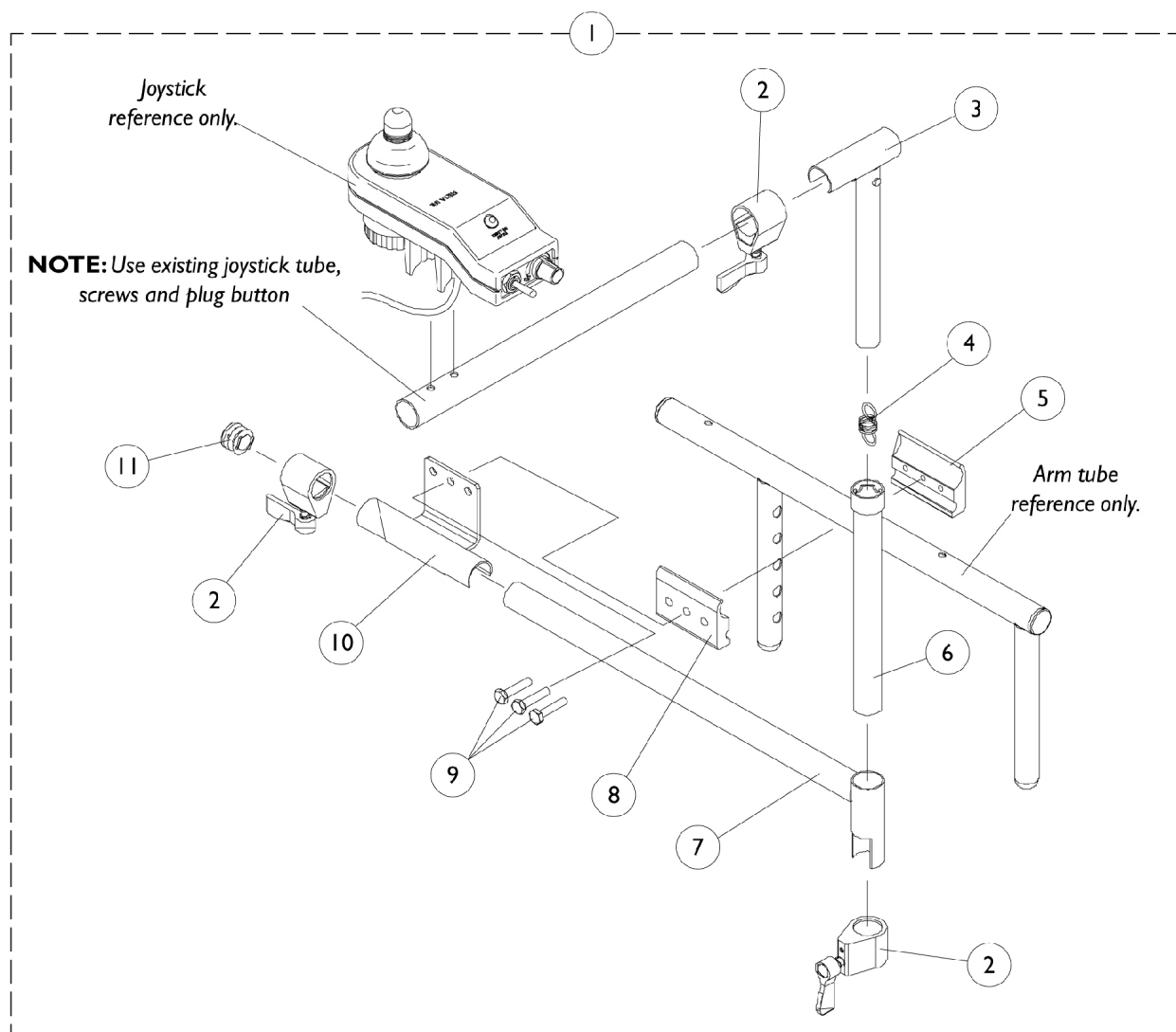
Tilt Potentiometer Assembly



Tilt/ Recline Potentiometers & Hardware

Item Number	Note	Part Number	Description	Quantity Per		
				Package	Assembly	
1	A	1087038-NLA	NLA - Tilt Potentiometer Assembly	1	1	
2		1079992-NLA	NLA - Potentiometer, Tilt w/ Harness, Nut and Washer	1	1	
3		1091871-NLA	NLA - Screw, Socket Head (#8-32 x 5/8")	1	1	
4		1029454-NLA	NLA - Washer, Nylon (3/16 x 3/4 x 5/32")	1	1	
5		7930306-NLA	NLA - Package, Screw, Set Socket Cup Point (#8-32 x 3/16")	25	1	
6	B,C	1087037-NLA	NLA - Linkage, Tilt Potentiometer	1	1	
7		1121007-NLA	NLA - Recline Potentiometer Assembly	1	1	
7		1094264-NLA	NLA - Recline Potentiometer Assembly	1	1	
8		C	1121006-NLA	NLA - Linkage, Recline Potentiometer	1	1
8		D	1094263-NLA	NLA - Linkage, Recline Potentiometer	1	1
9	D	1079991-NLA	NLA - Recline Potentiometer w/ Harness, Nut and Washer	1	1	
10		1025704	Washer, Flat (5/16 x 5/8 x 1/16")	1	2	
11		1061922-NLA	NLA - Screw, Hex Head w/ Patch (5/16-18 x 1/2")	1	1	
12		7930323-NLA	NLA - Package, Locknut (1/4-20)	25	1	
13		1031884-NLA	NLA - Bushing, Black or Color Chairs (9/32 x 3/8 x 11/32")	1	1	
14	C	1091870	Screw, Socket Button Head w/ Patch (1/4-20 x 3/4")	1	1	
15		1094262-NLA	NLA - Bracket, Fixed Recline Potentiometer, Black	1	1	
15		D	1115825-NLA	NLA - Bracket, Fixed Recline Potentiometer, Black	1	1
NOTE: A - Includes Items 2-6 B - Includes Items 5 and 8-15 C - Before 5/1/03 D - After 4/30/03						
T.R.C.M. 2G controllers with software version 2.0 or 2.1 must still use a recline potentiometer assembly for Tilt Only Systems.						

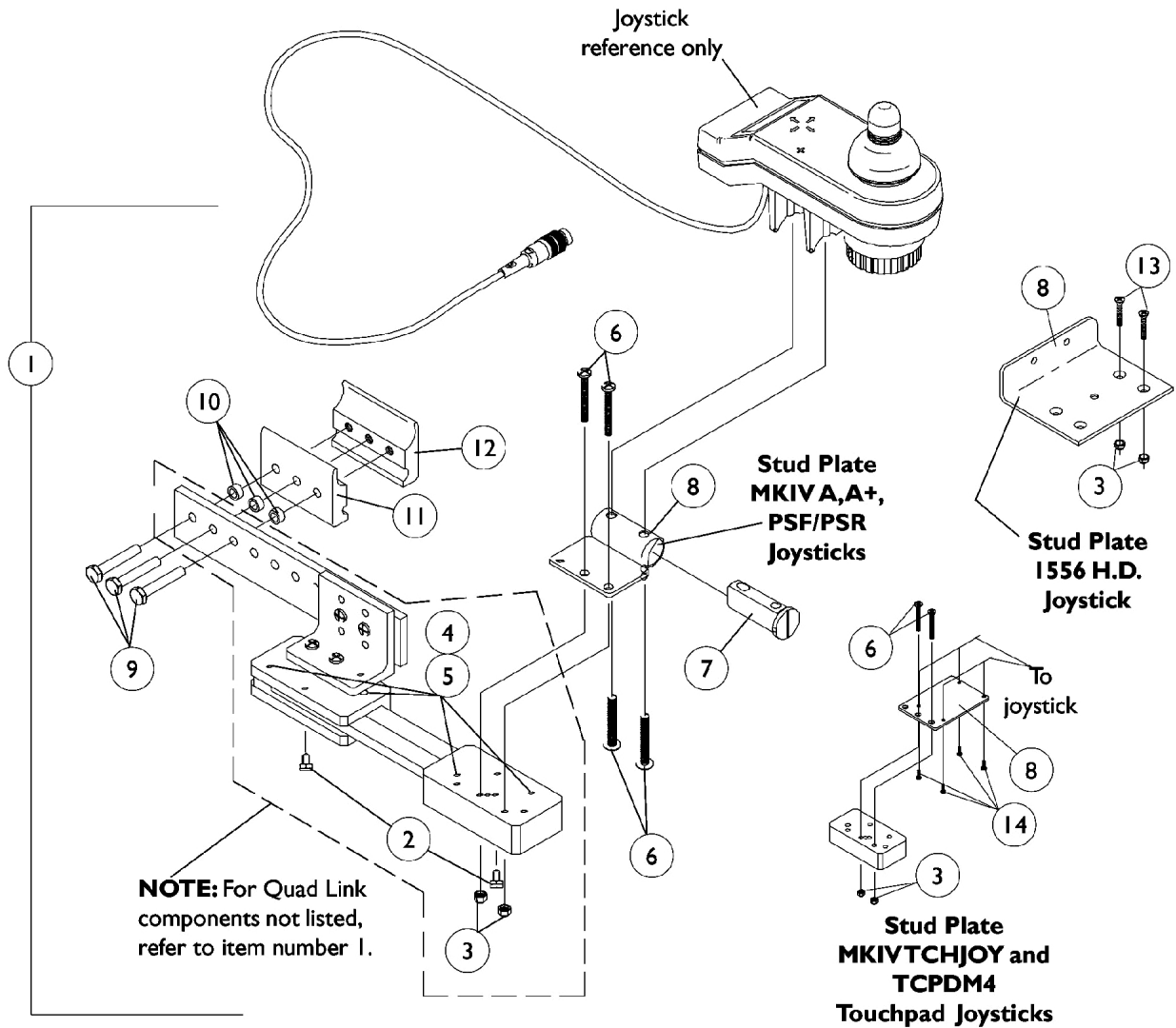
Mid-Line Swing Bracket Assembly



Mid-Line Swing Bracket Assembly

Item Number	Note	Part Number	Description	Quantity Per	
				Package	Assembly
1	A	1090195-NLA	NLA - Mid-Line Joystick Assembly	1	1
2		1027274	Adjustment Lock Assemnbly, Black	1	3
3		1035528-NLA	NLA - Tube, Adjustment, Inside, Mid-Line, Black	1	1
4		1016778-NLA	NLA - Spring, Extension (9/16 x 1-3/8" L)	1	1
5		1027267-NLA	NLA - Half Clamp, Threaded Holes	1	1
6		1035860-NLA	NLA - Tube, Adjustment, Outside, Mid-Line, Black	1	1
7		1087070-NLA	NLA - Tube, Mid-Line Adjustable, Black	1	1
8		1027266	Half Clamp, Non-Threaded Holes	1	1
9		7930349-NLA	NLA - Screw, Hex Head (1/4-20 x 1-1/8")	25	1
10		1049582-NLA	NLA - Bracket, Joystick Mounting, Black	1	1
11		1027095	Plug Button, Black (7/8")	1	1
NOTE: A - Includes Items 2-11					

Quad Link (Before 10/31/05)



Quad Link (Before 10/31/05)

Item Number	Note	Part Number	Description	Quantity Per	
				Package	Assembly
1	A	1052402-NLA	NLA - Kit, Quad Link Assembly - Right	1	1
2			NLA - Ball Plunger Assembly with Lock Washer	2	1
3			Locknut (#10-32)	1	2
4			NLA - Screw, Cap, Socket Head (#10-32 x 1/2")	1	4
5			NLA - Bushing, Bronze (3/16 x 1/4 x 1/4")	1	4
6			Screw, Phillips Pan Head (#10-32 x 1-1/8")	1	4
7			Spacer, Joystick Tube, Black	1	1
8			NLA - Stud Plate, Quad Link	1	1
9			Screw, Hex Head (1/4-20 x 1-1/2")	1	3
10			NLA - Spacer (1/4 x 3/8 x 3/16")	1	3
11	A	1115372-NLA	Half Clamp, Non-Threaded Holes	1	1
12			NLA - Half Clamp, Threaded Holes	1	1
1			NLA - Kit, Quad Link Assembly - Left	1	1
2			NLA - Ball Plunger Assembly with Lock Washer	2	1
3			Locknut (#10-32)	1	2
4			NLA - Screw, Cap, Socket Head (#10-32 x 1/2")	1	4
5			NLA - Bushing, Bronze (3/16 x 1/4 x 1/4")	1	4
6			Screw, Phillips Pan Head (#10-32 x 1-1/8")	1	4
7			Spacer, Joystick Tube, Black	1	1
8			NLA - Stud Plate, Quad Link	1	1
9	B,D	1034703-NLA	Screw, Hex Head (1/4-20 x 1-1/2")	1	3
10			NLA - Spacer (1/4 x 3/8 x 3/16")	1	3
11			Half Clamp, Non-Threaded Holes	1	1
12			NLA - Half Clamp, Threaded Holes	1	1
1			NLA - Kit, Quad Link Assembly - Right	1	1
2			NLA - Ball Plunger Assembly with Lock Washer	2	1
3			Locknut (#10-32)	1	2
4			NLA - Screw, Cap, Socket Head (#10-32 x 1/2")	1	4
5			NLA - Bushing, Bronze (3/16 x 1/4 x 1/4")	1	4
8			Plate, Stud, Quad Link For 1556 Heavy Duty Joystick	1	1
9	B	1114866-NLA	Screw, Hex Head (1/4-20 x 1-1/2")	1	3
10			NLA - Spacer (1/4 x 3/8 x 3/16")	1	3
11			Half Clamp, Non-Threaded Holes	1	1
12			NLA - Half Clamp, Threaded Holes	1	1
13			Screw, Phillips Flat Head (#10-32 x 1-1/8")	1	2
1			NLA - Kit, Quad Link Assembly - Left	1	1
2			NLA - Ball Plunger Assembly with Lock Washer	2	1
3			Locknut (#10-32)	1	2
4			NLA - Screw, Cap, Socket Head (#10-32 x 1/2")	1	4
5			NLA - Bushing, Bronze (3/16 x 1/4 x 1/4")	1	4
8			Plate, Stud, Quad Link For 1556 Heavy Duty Joystick	1	1

Quad Link (Before 10/31/05)

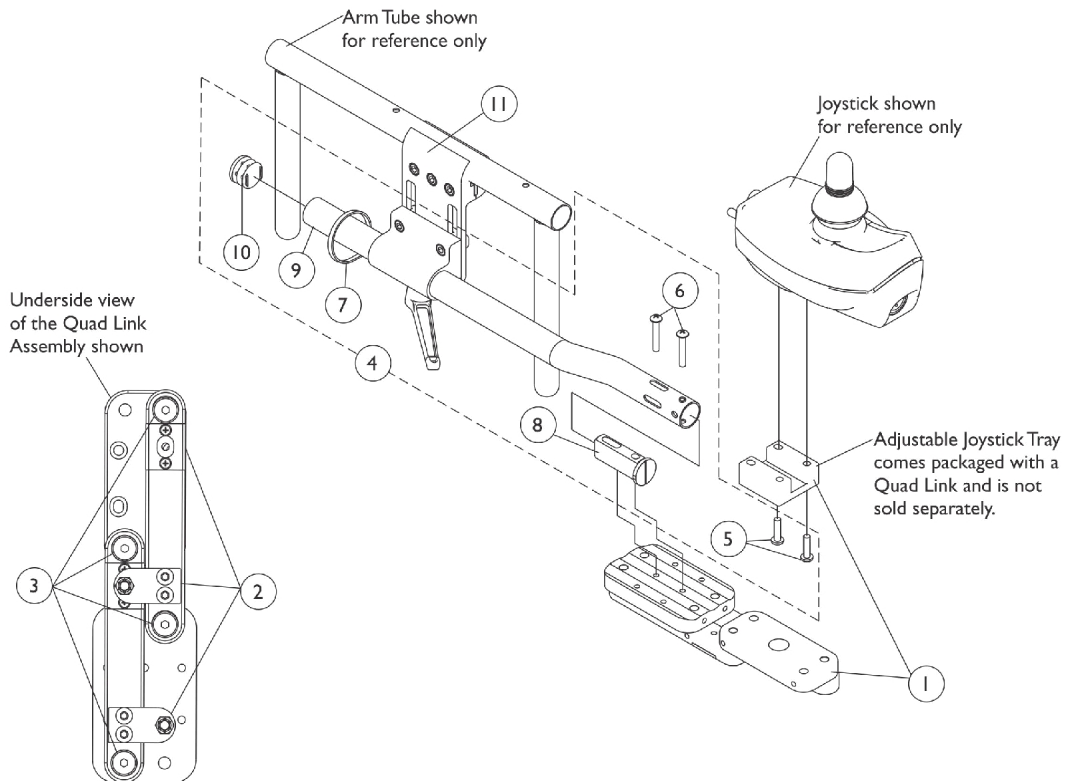
Item Number	Note	Part Number	Description	Quantity Per	
				Package	Assembly
9	C	1102027-NLA	Screw, Hex Head (1/4-20 x 1-1/2")	1	3
10			NLA - Spacer (1/4 x 3/8 x 3/16")	1	3
11			Half Clamp, Non-Threaded Holes	1	1
12			NLA - Half Clamp, Threaded Holes	1	1
13			Screw, Phillips Flat Head (#10-32 x 1-1/8")	1	2
1			NLA - Kit, Quad Link Assembly - Right For TCHJOY/TCPDM4 Touchpad	1	1
2			NLA - Ball Plunger Assembly with Lock Washer	2	1
3			Locknut (#10-32)	1	2
4			NLA - Screw, Cap, Socket Head (#10-32 x 1/2")	1	4
5			NLA - Bushing, Bronze (3/16 x 1/4 x 1/4")	1	4
6			Screw, Phillips Pan Head (#10-32 x 1-1/8")	1	2
8			NLA - Plate, Stud, Quad Link MKIV TCHJOY/TCPDM4	1	1
9			Screw, Hex Head (1/4-20 x 1-1/2")	1	3
10			NLA - Spacer (1/4 x 3/8 x 3/16")	1	3
11			Half Clamp, Non-Threaded Holes	1	1
12			NLA - Half Clamp, Threaded Holes	1	1
14			NLA - Screw, Phillips Flat Head Countersunk (#4-40 x 3/8")	1	4
2		1114863-NLA	NLA - Ball Plunger Assembly with Lock Washer	2	1
NOTE: A - Includes the Quad Link, items 2-12 and used with MKIV A, A+,PSF/PSR joysticks B - Includes the Quad Link, items 2-5, 8-13 and used with a 1556 Heavy Duty joystick C - Includes the Quad Link, items 2-6, 8-12, 14 and used with MKIV TCHJOY/TCPDM4 joysticks. For left side mounted Quad Link, order as a special D - Quad Link Assembly is no longer available. Please see Quad Link Assembly (After 10/30/05) category and use new Quad Link design as a replacement.					

Quad Link (After 10/30/05)

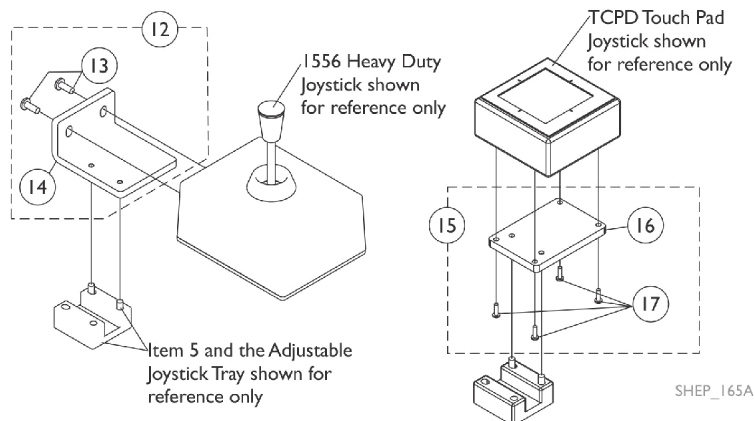
When converting an old style Quad Link that attaches to a mounting plate or (a Flex Tube or Touch Pad Joystick Tube) is currently on the chair then order the following:

Quad Link Mtg. Hdw. (item 4), Quad Link (item 1) & Ht. Adj. Joystick Tube Clamp (item 11)

NOTE: Substitute (item 4) with 2 ea. of the PPH Screws (item 5) when an offset joystick tube is currently on the chair. Additional Joystick Mtg. Hdw. must be ordered when a 1556 Heavy Duty or TCPD Touch Pad joystick are used.



**Screw Fastener and
Quad Link Latch Hardware**



SHEP_165A

Quad Link (After 10/30/05)

When converting an old style Quad Link that attaches to a mounting plate or (a Flex Tube or Touch Pad Joystick Tube) is currently on the chair then order the following:

Quad Link Mtg. Hdwr. (item 4), Quad Link (item 1) & Ht. Adj. Joystick Tube Clamp (item 11)

NOTE: Substitute (item 4) with 2 ea. of the PPH Screws (item 5) when an offset joystick tube is currently on the chair. Additional Joystick Mtg. Hdwr. must be ordered when a 1556 Heavy Duty or TCPD Touch Pad joystick are used.

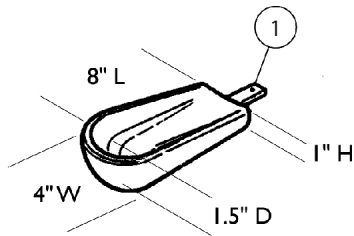
Item Number	Note	Part Number	Description	Quantity Per	
				Package	Assembly
1	F	1140896	Quad Link w/ Adjustable Joystick Tray (QLA) and Instruction Sheet - Right	1	1
1	F	1140897	Quad Link w/ Adjustable Joystick Tray (QLA) and Instruction Sheet - Left	1	1
2	A	1140425	Kit, Quad Link Latch Hardware	1	1
3	B	1140424-NLA	NLA - Kit, Quad Link Screw Fastener Hardware	1	1
4	C,C1	1139416	Kit, ASBA/ADJASBA Quad Link Mounting Hardware	1	1
5			Screw, Phillips Pan Head w/ Patch (#10-32 x 3/4")	1	2
6			Screw, Phillips Pan Head (#10-32 x 1-1/8")	1	2
7			Tie Wrap (11-1/2" L)	1	1
8			Spacer, Joystick Tube, Black	1	1
9			Tube, Joystick Offset (1/2")	1	1
10			Plug Button, Black (7/8")	1	1
5		1105414	Screw, Phillips Pan Head w/ Patch (#10-32 x 3/4")	1	2
11	H	1139422	Clamp, Height Adjustable Joystick Tube (ARM250)	1	1
12	D	1139925-NLA	NLA - Kit, 1556 Heavy Duty Joystick To Quad Link Mounting Hardware	1	1
13			Screw, Phillips Pan Head (#10-32 x 1/2")	1	2
14			NLA - Plate, 1556 HD Joystick Quad Link	1	1
15	E	1139683-NLA	NLA - Kit, TCPD Touch Pad To Quad Link Mounting Hardware	1	1
16			Plate, TCPD Touch Pad Quad Link	1	1
17			Screw, Phillips Pan Head (#4-40 x 3/8")	1	4
	G	1134844	Instruction Sheet, Quad Link	1	1

NOTE: A - Latch Kit includes 4 ea. Button Head Cap Screws (10-32 x 3/8"), 2 ea. Latch Spring Assembly, 4 ea. Phillips Flat C'Sunk Head Screws, 2 ea. Spring Catch Plates, 2 ea. Socket Head Set Screws (10-32 x 3/8")
 B - Screw Fastener Kit includes 4 ea. Socket Head Shoulder Screws (3/8 x 3/8"), 2 ea. Socket Head Cap Screws (1/4-20 x 3/8"), 2 ea. Socket Head Set Screws (1/4-20 x 1/2"), 4 ea. Socket Head Set Screws (10-32 x 1/8")
 C - Includes items 5-10. The Quad Link Mounting Hardware accommodates MKIV A, A+, PSF/PSR joysticks.
 C1 - When ordering the Quad Link for the first time, Additional hardware is required for 1556 Heavy Duty and TCPD Touch Pad joysticks. See pictorial for reference.
 D - Includes items 13 and 14
 E - Includes items 16 and 17
 F - The 4-Way Switch and Single Function Toggle Switch (TRSS) Mounting Plate has changed and may be required when converting a Quad Link assembled to a mounting plate over to a Quad Link introduced after 10/30/05
 G - Not Shown
 H - Individual components are non-saleable

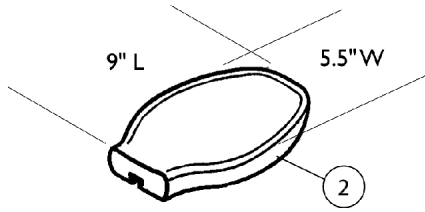
Arm Pads

Otto Bock

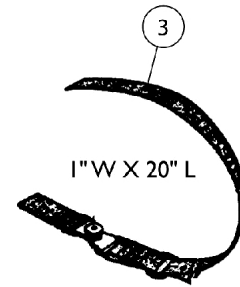
Channel Forearm Pads include all hardware and Instructions for attaching to a wheelchair or Elevating Swivel Unit. Hardware to attach a Hand Pad to the Channel Forearm Pad comes with the Channel Forearm Pad only. The Channel Forearm Pad hardware is not sold separately.



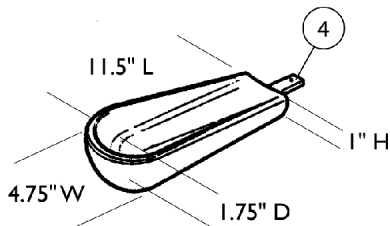
Small Channel Forearm Pad
0020700 ea.



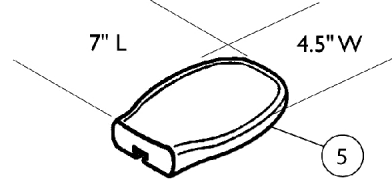
Flat Hand Pad (Large)
0023000 ea.



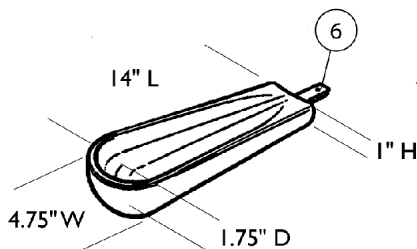
Hand/Forearm Pad Strap Kit
0021700 ea.



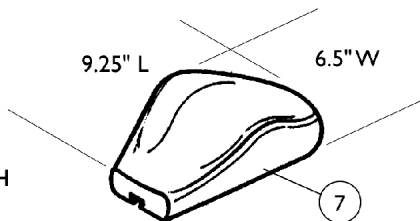
Medium Channel Forearm Pad
0020600 ea.




Flat Hand Pad (Medium)
0023300 ea.



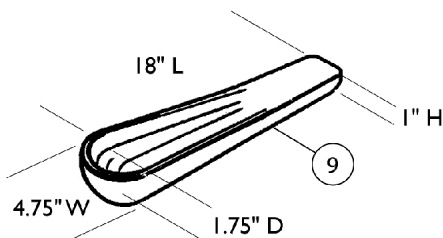
Large Channel Forearm Pad
0020500 ea.



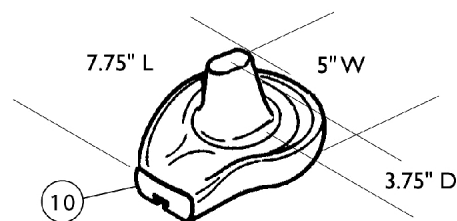
Palm Extensor Hand Pad
Right 0021600
Left 0021500



Elevating Swivel Unit 7/8"
Right or Left 1166835



One Piece Channel Forearm Pad
0020400 ea.



Cone Hand Pad
Right 0164900
Left 0164800

Arm Pads

Otto Bock

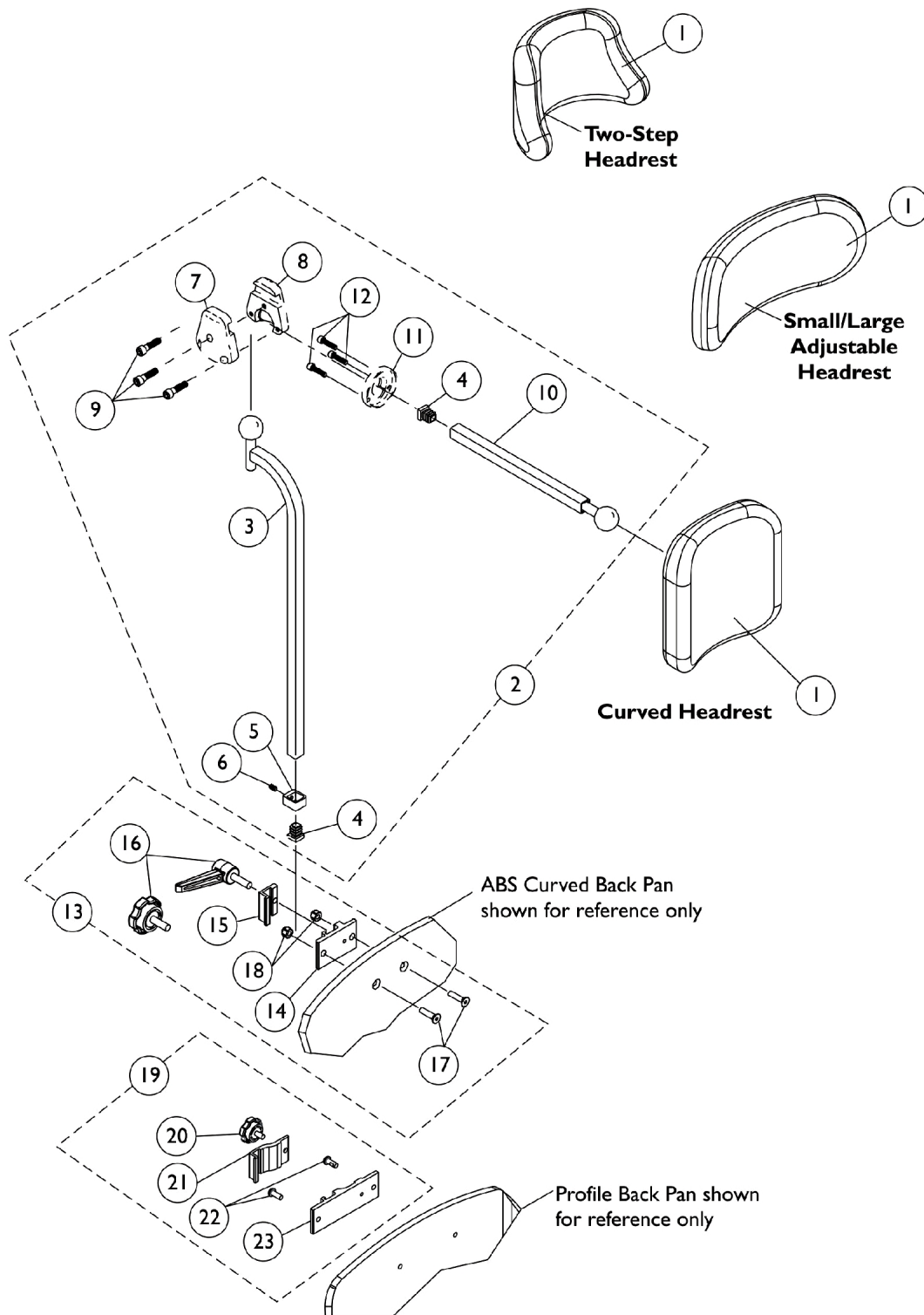
Channel Forearm Pads include all hardware and Instructions for attaching to a wheelchair or Elevating Swivel Unit. Hardware to attach a Hand Pad to the Channel Forearm Pad comes with the Channel Forearm Pad only. The Channel Forearm Pad hardware is not sold separately.

Item Number	Note	Part Number	Description	Quantity Per	
				Package	Assembly
1		0020700-NLA	NLA - Pad, Small Channel Forearm	1	1
2		0023000-NLA	NLA - Pad, Flat Hand - Large	1	1
3		0021700-NLA	NLA - Kit, Hand/ Forearm Pad Strap	1	1
4		0020600-NLA	NLA - Pad, Medium Channel Forearm	1	1
5		0023300-NLA	NLA - Pad, Flat Hand - Medium	1	1
6		0020500-NLA	NLA - Pad, Large Channel Forearm	1	1
7		0021600-NLA	NLA - Pad, Palm Extensor Hand - Right	1	1
7		0021500-NLA	NLA - Pad, Palm Extensor Hand - Left	1	1
8	A	1166835-NLA	NLA - Unit, Elevating Swivel - Right/Left (7/8")	1	1
9		0020400-NLA	NLA - Pad, One Piece Channel Forearm	1	1
10		0164900-NLA	NLA - Pad, Cone Hand - Right	1	1
10		0164800-NLA	NLA - Pad, Cone Hand - Left	1	1

NOTE: A - 0021400 Unit, Elevating Swivel - Right (7/8") and 0021300 Unit, Elevating Swivel - Left (7/8") are replaced with part number 1166835. The new Unit can be used on the right or left side of the wheelchair.

Headrest Support Assembly

A.B.S. Curved and Profile Back

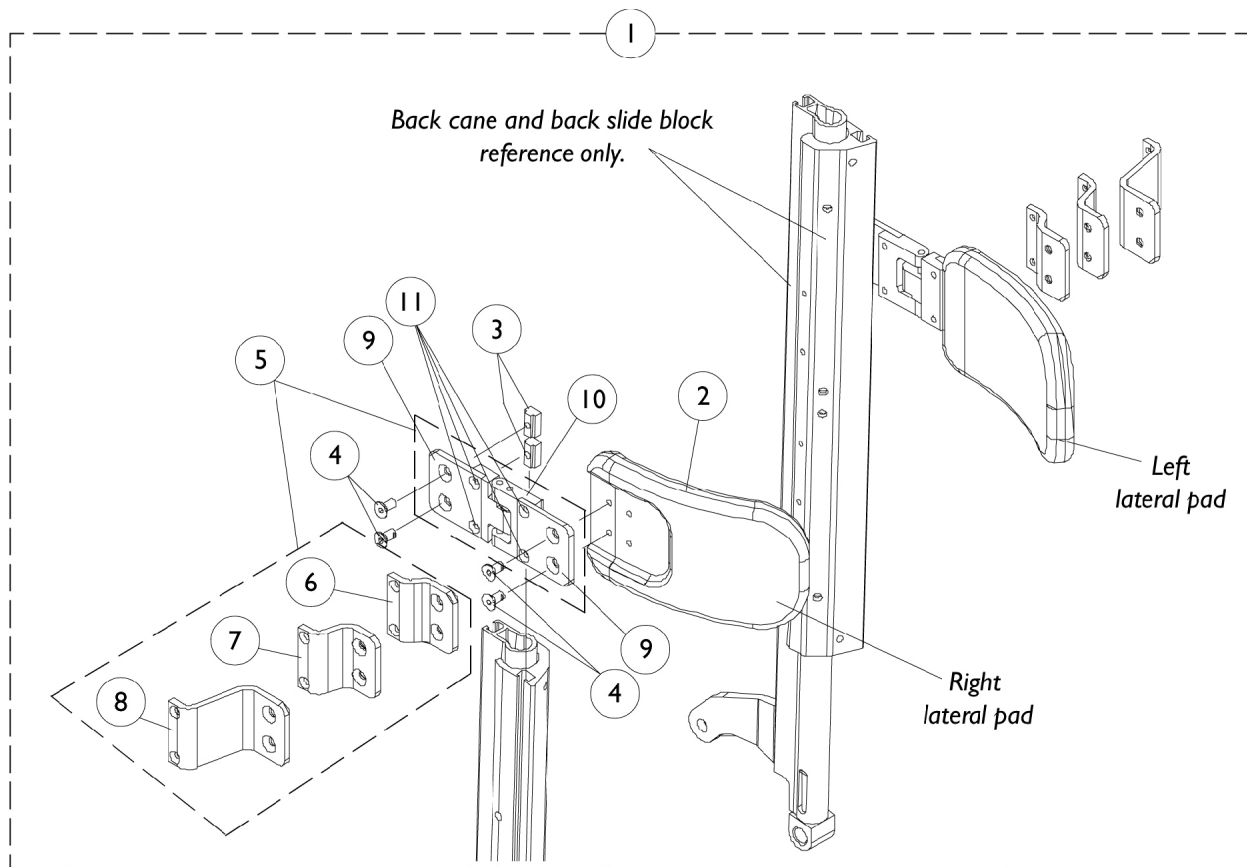


Headrest Support Assembly

A.B.S. Curved and Profile Back

Item Number	Note	Part Number	Description	Quantity Per	
				Package	Assembly
1		0127700	Headrest, Curved (6" W x 7" H)	1	1
1		0128000-NLA	NLA - Headrest, Two-Step (8-1/2" W x 5-1/2" H)	1	1
1		0022600	Kit, Headrest w/ Screws, Adjustable, Small, Otto Bock (9" W x 3-1/2" H)	1	1
1		0022400	Kit, Headrest w/ Screws, Adjustable, Large, Otto Bock (12" W x 6" H)	1	1
2	A	0197024	Fixture Assembly, Offset Support	1	1
3		0271524-NLA	NLA - Tube, Offset Fixture, Black	1	1
4		1077076-NLA	NLA - Plug Button, Square (1/2")	1	2
5		0271124-NLA	NLA - Collar, Offset Fixture Tube	1	1
6		0288606-NLA	NLA - Screw, Set Socket Cup Point (#10-24 x 3/16")	1	1
7		0271224	Half Clamp, Non-Threaded Holes	1	1
8		0271324	Half Clamp, Threaded Holes	1	1
9		1027268	Screw, Allen Head (1/4-20 x 1")	1	3
10		0271424-NLA	NLA - Tube, Fixture Adjustment	1	1
11		0283724-NLA	NLA - Ring, Fixture Clamp	1	1
12		0067006-NLA	NLA - Screw, Cap, Socket Head (#10-32 x 1/2")	1	3
13		0273100	Kit, Headrest Clamp, Lever Style	1	1
14	D	0237422-NLA	NLA - Clamp, Small Bottom Half	1	1
15	D	0237522-NLA	NLA - Clamp, Small Top Half	1	1
16		1072439-NLA	NLA - Knob, Adjustment, Black (3/4" L Threads)	1	1
17		0288706-NLA	NLA - Screw, Socket, Flat Head (1/4-20 x 1")	1	2
18		7930333	Locknut (1/4-20)	25	2
19	C	1090196-NLA	NLA - Headrest Clamp Assembly	1	1
20		1072440	Knob, Adjustment, Black (1/2" L Threads)	1	1
21		0235322-NLA	NLA - Clamp, Large Top Half	1	1
22		0258006-NLA	NLA - Screw, Socket Head, Cap, Button (1/4-20 x 5/8")	1	2
23		0235222-NLA	NLA - Clamp, Large Bottom Half	1	1
NOTE: A - Includes items 3-12 B - Includes items 14-18. Item 16 Adjustment Knob was replaced with an Adjustment Lever. The Lever is not available as a separate part. The knob Part # 1072439 is still sold separately and is interchangeable with the Lever. C - Includes 20-23 D - Clamp is no longer available individually. See item 13 Clamp Assembly part number 0273100 E - Hardware can also be used with an Invacare Personal Back.					

Lateral Support Assembly



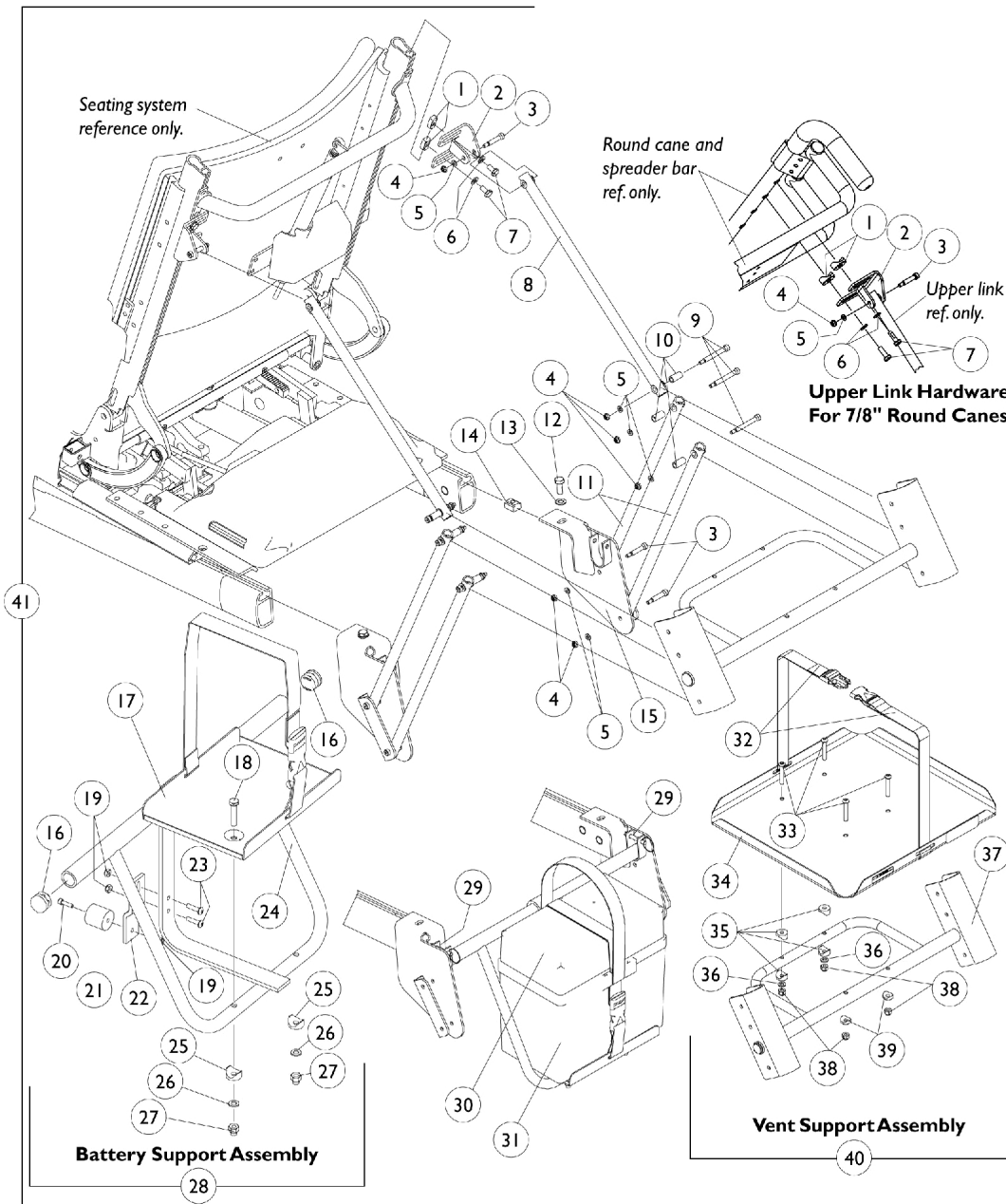
Lateral Support Assembly

Item Number	Note	Part Number	Description	Quantity Per	
				Package	Assembly
1	A	1090200	Kit, Swingaway Lateral Support Assembly w/ Medium Pads (Pair)	2	1
2			Pad, Lateral Support - Medium (6" W x 4" H)	1	2
3			T-Nut (1/4-20)	1	4
4			Screw, Socket Flat Head (1/4-20 x 1/2")	1	8
6			NLA - Bracket, Extension Offset, Black (1/2")	1	2
7			NLA - Bracket, Extension Offset, Black (1")	1	2
8			Bracket, Extension Offset, Black (2")	1	2
9			Bracket, Flush Mount, Black	1	4
10			Bracket, Swingaway - Right	1	1
10			NLA - Bracket, Swingaway - Left	1	1
11			NLA - Screw, Socket Flat Head (#10-32 x 1/2")	1	8
1	A	1090201	Kit, Swingaway Lateral Support Assembly w/ Large Pads (Pair)	2	1
2			Pad, Lateral Support - Large (6" W x 5" H)	1	2
3			T-Nut (1/4-20)	1	4
4			Screw, Socket Flat Head (1/4-20 x 1/2")	1	8
6			NLA - Bracket, Extension Offset, Black (1/2")	1	2
7			NLA - Bracket, Extension Offset, Black (1")	1	2
8			Bracket, Extension Offset, Black (2")	1	2
9			Bracket, Flush Mount, Black	1	4
10			Bracket, Swingaway - Right	1	1
10			NLA - Bracket, Swingaway - Left	1	1
11			NLA - Screw, Socket Flat Head (#10-32 x 1/2")	1	8
5	B	1090198	Kit, Swingaway Bracket Assembly w/ Offset Brackets - Right	1	1
6			NLA - Bracket, Extension Offset, Black (1/2")	1	1
7			NLA - Bracket, Extension Offset, Black (1")	1	1
8			Bracket, Extension Offset, Black (2")	1	1
9			Bracket, Flush Mount, Black	1	2
10			Bracket, Swingaway - Right	1	1
11			NLA - Screw, Socket Flat Head (#10-32 x 1/2")	1	4
5	B	1090199	Kit, Swingaway Bracket Assembly w/ Offset Brackets - Left	1	1
6			NLA - Bracket, Extension Offset, Black (1/2")	1	1
7			NLA - Bracket, Extension Offset, Black (1")	1	1
8			Bracket, Extension Offset, Black (2")	1	1
9			Bracket, Flush Mount, Black	1	2
10			NLA - Bracket, Swingaway - Left	1	1
11			NLA - Screw, Socket Flat Head (#10-32 x 1/2")	1	4

NOTE: A - Includes items 2-4 and 6-11
B - Includes items 6-11

Vent Tray Assembly (RWD)

Vent Tray Assembly is not available when a TRBKTS Option is used



Vent Tray Assembly (RWD)

Vent Tray Assembly is not available when a TRBKTS Option is used

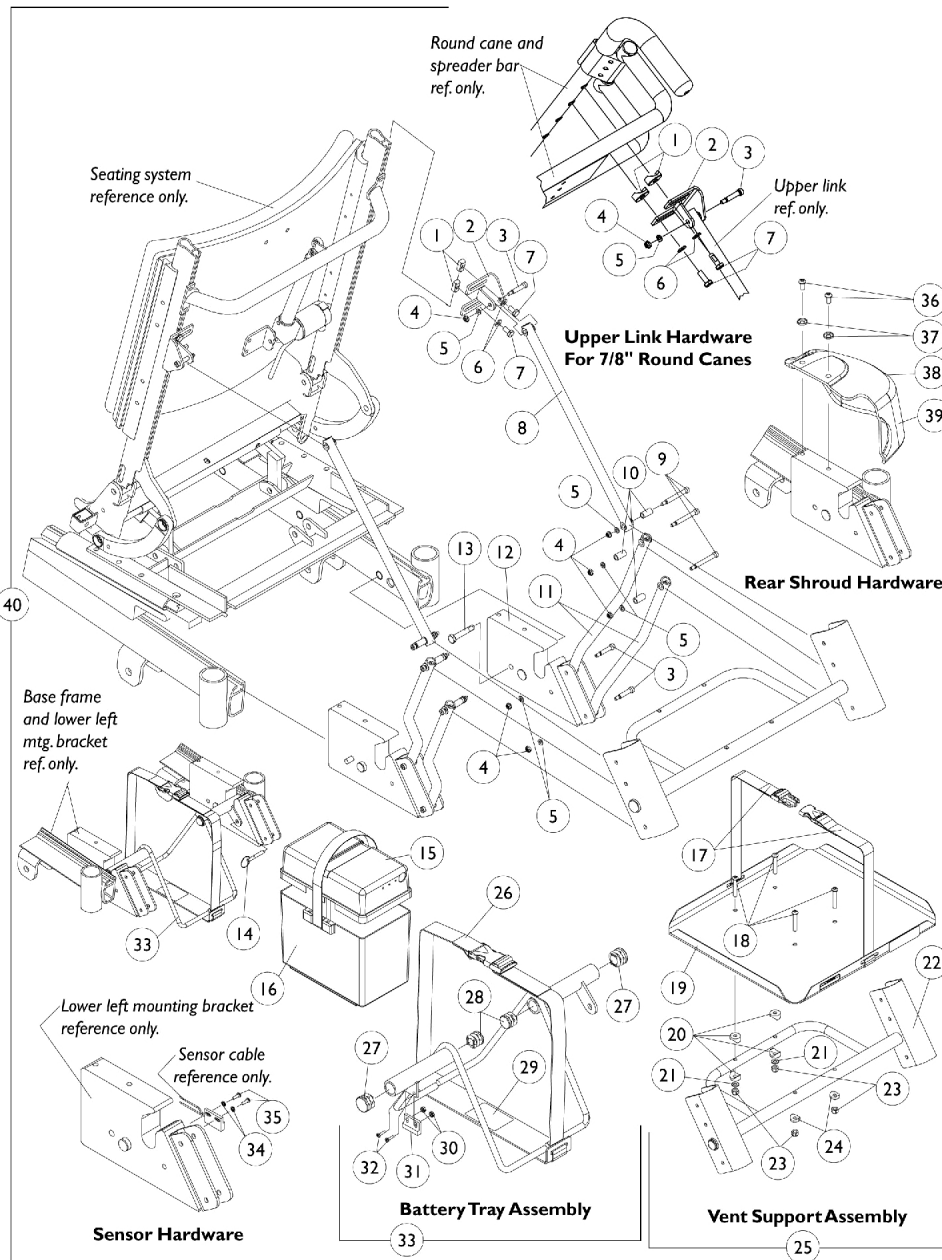
Item Number	Note	Part Number	Description	Quantity Per	
				Package	Assembly
1	B	1082699	T-Nut (1/4-20)	1	4
1	C	1082908-NLA	NLA - Spacer, Coved (5/16 x 29/32 x 7/16")	1	4
2		1097191-NLA	NLA - Bracket, Upper Link, Black	1	2
3		1098289-NLA	NLA - Screw, Shoulder Hex Socket Head (1/4 x 1", #10-24)	1	6
4		1026035-NLA	NLA - Locknut (#10-24)	1	12
5		1095360-NLA	NLA - Washer, Steel (7/8 x 3/8 x 1/16")	1	12
6		1026907	Washer (1/4 x 1/2 x 1/16")	1	4
7	B	1078214	Screw, Hex Head w/ Patch (1/4-20 x 1/2")	1	4
7	C	1045267	Screw, Hex Head w/ Patch (1/4-20 x 3/4")	1	4
8		1097294-NLA	NLA - Upper Link Assembly, Black	1	2
9		1030957-NLA	NLA - Screw, Shoulder Hex Socket Head (1/4 x 1-3/4", #10-24)	1	6
10		1098553-NLA	NLA - Sleeve (1/4 x 1/16 x 3/4")	1	6
11		1097295-NLA	NLA - Lower Link Assembly, Black	1	4
12		1039860	Screw, Hex Head w/ Patch (5/16-18 x 3/4")	1	2
13		1025704	Washer, Flat (5/16 x 5/8 x 1/16")	1	2
14		1069724	T-Nut (5/16-18)	1	2
15		1097202-NLA	NLA - Bracket, Vent Support, Black - Right	1	1
15		1097203-NLA	NLA - Bracket, Vent Support, Black - Left	1	1
16		1027095	Plug Button, Black (7/8")	1	2
17		1097292-NLA	NLA - Tray, Battery with Strap	1	1
18		1057955	Screw, Hex Head (1/4-20 x 1-1/4")	1	2
19		1056098	Locknut (#8-32)	1	3
20		1091871-NLA	NLA - Screw, Socket Head (#8-32 x 5/8")	1	1
21		0060000-NLA	NLA - Bumper, Rubber	1	1
22		1097207-NLA	NLA - Bracket, Bumper, Black	1	1
23		1003645	Screw, Socket Button Head (#10-32 x 3/4")	1	2
24		1097199-NLA	NLA - Hanger, Battery, Black	1	1
25		1025457	Spacer, Coved (1/4 x 3/4 x 11/32")	1	2
26		1026907	Washer (1/4 x 1/2 x 1/16")	1	2
27		1044214	Nut, Hex with Nylon Cap (1/4-20)	1	2
28	D	1097208-NLA	NLA - Battery Support Assembly - 22NF Storm Base Models	1	1
28	E	1097293-NLA	NLA - Battery Support Assembly - GP24 Storm Base Models	1	1
29		1071602-NLA	NLA - Pin, Anchor (Captain Seat)	1	2
30		1095747	Top, Battery Box	1	1
31		1057944	Battery Box Bottom with Strap, 22NF	1	1
32		1049846	Strap Assembly, Battery	1	1
33		1008495	Screw, Socket Button Head (1/4-20 x 1-1/2")	1	4
34		1098304-NLA	NLA - Vent Tray w/ Strap	1	1
35		1025457	Spacer, Coved (1/4 x 3/4 x 11/32")	1	4

Vent Tray Assembly (RWD)

Vent Tray Assembly is not available when a TRBKTS Option is used

Item Number	Note	Part Number	Description	Quantity Per	
				Package	Assembly
36		1026907	Washer (1/4 x 1/2 x 1/16")	1	2
37		1098303-NLA	NLA - Support, Vent	1	1
38		7930333	Locknut (1/4-20)	25	1
39		1026099	Spacer, Coved (1/4 x 11/16 x 1/2")	1	2
40	F	1098959-NLA	NLA - Vent Support Assembly	1	1
41	G,H,J, K	1098968-NLA	NLA - Kit, Vent Tray, RWD	1	1
	A,L	1098336-NLA	NLA - Instruction Sheet, Vent Tray Assembly Kit	1	1
	A,G,I,K	1111729-NLA	NLA - Kit, Vent Tray w/ Extended Anti-tipper Wheel Assembly - 3G Storm Series RWD	1	1
NOTE: A - Not Shown B - For Extruded Back Canes C - For 7/8" Round Back Canes D - Includes Items 16-27 E - Includes Items 16-19, 22-27 F - Includes Items 32-39 G - 22NF and GP 24 Batteries H - Includes Items 1-27, 29-39, and Instruction Sheet I - Kit includes item 41 and a complete pair of extended anti-tip wheel assemblies with instruction sheets. For extended anti-tip wheel assembly components, see 3rd Gen Storm Series parts book form number 00-191. J - When ordering a vent tray that wasn't originally ordered on-chair for 3rd Generation Storm Series models, extended anti-tip wheel assemblies must be present. Order the vent tray and extended anti-tip wheel assembly kit part number 1111729. K - Used with spring shock systems only L - Item is no longer available from the Invacare Service Parts Department. Refer to the Invacare Website under "Product Literature Search". Enter the part number in the "Keywords" field and download a free PDF version copy.					

Vent Tray Assembly (FWD)



Vent Tray Assembly (FWD)

Item Number	Note	Part Number	Description	Quantity Per	
				Package	Assembly
1	B	1082699	T-Nut (1/4-20)	1	4
1	C	1082908-NLA	NLA - Spacer, Coved (5/16 x 29/32 x 7/16")	1	4
2		1097191-NLA	NLA - Bracket, Upper Link, Black	1	2
3		1098289-NLA	NLA - Screw, Shoulder Hex Socket Head (1/4 x 1", #10-24)	1	6
4		1026035-NLA	NLA - Locknut (#10-24)	1	12
5		1095360-NLA	NLA - Washer, Steel (7/8 x 3/8 x 1/16")	1	12
6		1026907	Washer (1/4 x 1/2 x 1/16")	1	4
7	B	1078214	Screw, Hex Head w/ Patch (1/4-20 x 1/2")	1	4
7	C	1045267	Screw, Hex Head w/ Patch (1/4-20 x 3/4")	1	4
8		1097294-NLA	NLA - Upper Link Assembly, Black	1	2
9		1030957-NLA	NLA - Screw, Shoulder Hex Socket Head (1/4 x 1-3/4", #10-24)	1	6
10		1098553-NLA	NLA - Sleeve (1/4 x 1/16 x 3/4")	1	6
11		1098563-NLA	NLA - Lower Link Assembly, Black	1	4
12		1098699-NLA	NLA - Bracket, Lower Link Mounting, Black - Right	1	1
12		1098700-NLA	NLA - Bracket, Lower Link Mounting, Black - Left	1	1
13		1043627-NLA	NLA - Screw, Hex Head w/ Patch (5/16-18 x 1-3/4")	1	2
14		1071602-NLA	NLA - Pin, Anchor (Captain Seat)	1	2
15		1095747	Top, Battery Box	1	1
16		1057944	Battery Box Bottom with Strap, 22NF	1	1
17		1049846	Strap Assembly, Battery	1	1
18		1008495	Screw, Socket Button Head (1/4-20 x 1-1/2")	1	4
19		1098304-NLA	NLA - Vent Tray w/ Strap	1	1
20		1025457	Spacer, Coved (1/4 x 3/4 x 11/32")	1	4
21		1026907	Washer (1/4 x 1/2 x 1/16")	1	2
22		1098303-NLA	NLA - Support, Vent	1	1
23		7930333	Locknut (1/4-20)	25	1
24		1026099	Spacer, Coved (1/4 x 11/16 x 1/2")	1	2
25	D	1098959-NLA	NLA - Vent Support Assembly	1	1
26		1098875-NLA	NLA - Strap Assembly, Battery	1	1
27		1027095	Plug Button, Black (7/8")	1	2
28		1027097	Plug Button, Black (3/4")	1	2
29		1098335-NLA	NLA - Decal, Warning	1	1
30		P0870X000	Nut, Hex Keps (#4-40)	1	2
31		1024001	Sensor, Actuator Switch	1	1
32		1074128	Screw, Phillips Pan Head (#4-40 x 7/16")	1	2
33	E	1098876-NLA	NLA - Battery Tray w/ Strap Assembly	1	1
34		1008525-NLA	NLA - Washer, Internal Tooth Lock (#4-40)	1	2
35		1025116-NLA	NLA - Screw, Slotted Hex Washer Head Tap (#4-3/8")	1	2
36		1006773-NLA	NLA - Screw, Socket Button Head (1/4-20 x 1/2")	1	2
37		1070581-NLA	NLA - Washer, Nylon Cupped (9/32 x 19/32 x 3/32")	1	2
38		1095489	Decal, Invacare 3-D Logo (2-1/2" L)	1	1
39		1100706-NLA	NLA - Shroud with Decal, Liquid Black - Rear/ Right	1	1

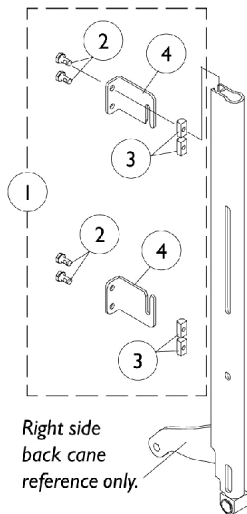
Vent Tray Assembly (FWD)

Item Number	Note	Part Number	Description	Quantity Per	
				Package	Assembly
39		1100707-NLA	NLA - Shroud with Decal, Liquid Black - Rear/ Left	1	1
39		1100708-NLA	NLA - Shroud with Decal, Emerald Green - Rear/ Right	1	1
39		1100709-NLA	NLA - Shroud with Decal, Emerald Green - Rear/ Left	1	1
39		1100710-NLA	NLA - Shroud with Decal, Ocean Blue - Rear/ Right	1	1
39		1100711-NLA	NLA - Shroud with Decal, Ocean Blue - Rear/ Left	1	1
39		1100712-NLA	NLA - Shroud with Decal, Candy Apple Red - Rear/ Right	1	1
39		1100713-NLA	NLA - Shroud with Decal, Candy Apple Red - Rear/ Left	1	1
40	F	1099960-NLA	NLA - Kit, Vent Tray, Liquid Black	1	1
40	F	1099961-NLA	NLA - Kit, Vent Tray, Emerald Green	1	1
40	F	1099962-NLA	NLA - Kit, Vent Tray, Ocean Blue	1	1
40	F	1099963-NLA	NLA - Kit, Vent Tray, Candy Apple Red	1	1
	A,G	1098336-NLA	NLA - Instruction Sheet, Vent Tray Assembly Kit	1	1
NOTE: A - Not Shown B - For Extruded Back Canes C - For 7/8" Round Back Canes D - Includes Items 17-24 E - Includes Items 26-32 F - Includes Items 1-39 and Instruction Sheet G - Item is no longer available from the Invacare Service Parts Department. Refer to the Invacare Website under "Product Literature Search". Enter the part number in the "Keywords" field and download a free PDF version copy.					

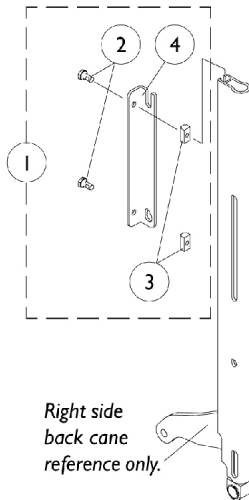
Back Mounting Hardware

(Infinity, Personal, JAY, Silhouette, Contour U Backs w/ Extruded Canes)
(Profile Back w/ 7/8" Round Canes)

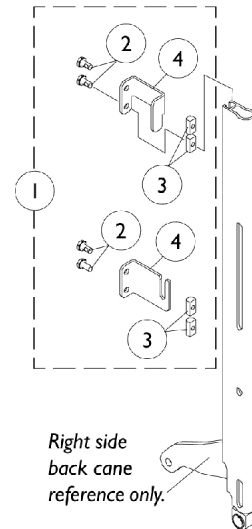
NOTE: V.S.R. is eliminated when back mounting hardware listed below is attached to Recline Only (2GR) and Tilt/Recline (2GTR) seating systems.



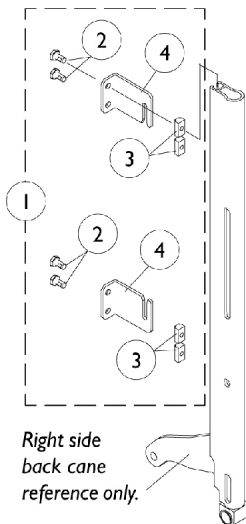
Infinity Back Mounting Hardware



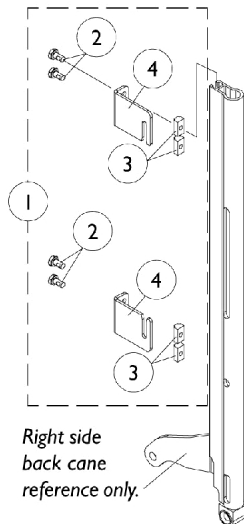
Personal Back Mounting Hardware



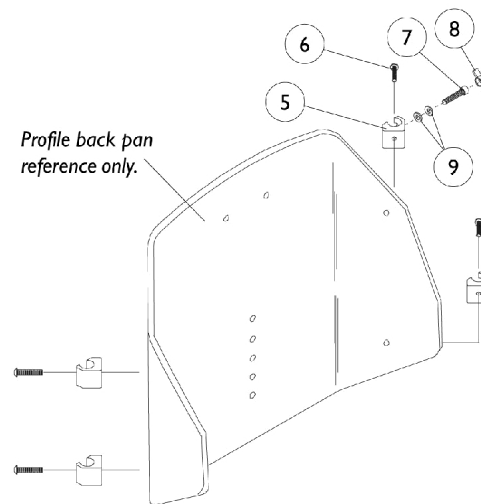
JAY Back Mounting Hardware



Silhouette Back Mounting Hardware



Contour U Back Mounting Hardware



Profile Back Mounting Hardware For 7/8" Round Back Canes

Back Mounting Hardware

**(Infinity, Personal, JAY, Silhouette, Contour U Backs w/ Extruded Canes)
(Profile Back w/ 7/8" Round Canes)**

NOTE: V.S.R. is eliminated when back mounting hardware listed below is attached to Recline Only (2GR) and Tilt/Recline (2GTR) seating systems.

Item Number	Note	Part Number	Description	Quantity Per	
				Package	Assembly
1	A,M	1099776-NLA	NLA - Hardware, Infinity Back Mounting (Pair)	2	1
1	A,M,Q	1099778-NLA	NLA - Hardware, Personal Back Mounting (Pair)	2	1
1	A,M	1099777-NLA	NLA - Hardware, JAY Back Mounting (Pair)	2	1
1	A,M	1102697-NLA	NLA - Hardware, Contour U and Silhouette Back Mounting (Pair)	2	1
2	L	1028481-NLA	NLA - Screw, Socket Head (1/4-20 x 1/2")	1	8
2	L	1028481-NLA	NLA - Screw, Socket Head (1/4-20 x 1/2")	1	4
3	L	1082699	T-Nut (1/4-20)	1	8
3	L	1082699	T-Nut (1/4-20)	1	4
4	B	1099654-NLA	NLA - Brackets, Back Mounting, Black	1	2
4	C	1099655-NLA	NLA - Brackets, Back Mounting, Black	1	2
4	D	1099656-NLA	NLA - Brackets, Back Mounting, Black	1	1
4	E	1099657-NLA	NLA - Brackets, Back Mounting, Black	1	1
4	F	1099650-NLA	NLA - Brackets, Back Mounting, Black	1	1
4	G	1099651-NLA	NLA - Brackets, Back Mounting, Black	1	1
4	H	1099652-NLA	NLA - Brackets, Back Mounting, Black	1	1
4	I	1099653-NLA	NLA - Brackets, Back Mounting, Black	1	1
5	K,P	0190500-NLA	NLA - Block, Glide (16", 18" and 20" Wide)	1	4
5	K,P	0190600-NLA	NLA - Block, Glide (17" and 19" Wide)	1	4
6	N,P	0052906-NLA	NLA - Screw, Socket Button Head (1/4-20 x 3/4")	1	4
6	O,P	0051206-NLA	NLA - Screw, Machine, Hex Socket, Button Head (1/4-20 x 1-1/4)	1	4
7	P	1003545	Screw, Socket Head (1/4-20 x 1-1/4")	1	2
8	P	0226500-NLA	NLA - Knob, Tee	1	2
9	P	0050100-NLA	NLA - Washer, Nylon Flat (1/4 x 1/2 x 1/16")	1	4
	J	1086460	Grip, Foam, Hand (4-1/2" L)	1	2

Back Mounting Hardware

(Infinity, Personal, JAY, Silhouette, Contour U Backs w/ Extruded Canes) (Profile Back w/ 7/8" Round Canes)

NOTE: V.S.R. is eliminated when back mounting hardware listed below is attached to Recline Only (2GR) and Tilt/Recline (2GTR) seating systems.

NOTE: A - Includes Items 2-4
B - Infinity Back - Upper Left or Lower Right
C - Infinity Back - Upper Right or Lower Left
D - Personal Back - Right
E - Personal Back - Left
F - JAY Back - Upper Right
G - JAY Back - Upper Left
H - JAY Back - Lower Right, Contour U Back - Upper Right or Lower Left (2 each assembly), Silhouette Back - Upper Left or Lower Right (2 each assembly)
I - JAY Back - Lower Left, Contour U Back - Upper Left or Lower Right (2 each assembly), Silhouette Back - Upper Right or Lower Left (2 each assembly)
J - Not Shown
K - New foam grips are required when mounting sliding glide blocks onto the 7/8" round back canes. Existing foam grips will need to be replaced.
L - Infinity, JAY, Contour U and Silhouette Backs have 8 ea. assembly where as Personal Back has 4 ea. assembly.
M - V.S.R. is eliminated when back mounting hardware is attached to recline only (2GR) and tilt/recline (2GTR) seating systems.
N - 16, 18, 20 Wide
O - 17 and 19 Wide
P - Profile Back Mounting Hardware for 7/8" round canes consist of the following: 4 each of (#0190500 and #0052906 for 16", 18", 20" wide or #0190600 and #0050100 for 17", 19" wide) and 2 each of #1003545, #1056269, #1086460.
Q - Personal Back mounting hardware part number 1099778 is not compatible with the new Personal Back 10 and Personal Back 10 Plus models.

Power Wheelchair Tool Kit

I



**Multimeter
with Leads**



**Grounding
Wire**



**1" Test
Leads**



**Protractor/Angle
Locator**



**Invacare
Pen Light**



**Invacare
Tape Measure**



**Invacare
Phillips/Flat Head
Screwdriver**



MKIV Programmer

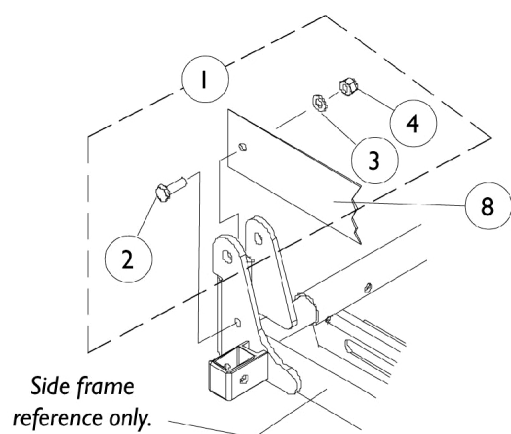


**Virtual Service
Charger Cable**

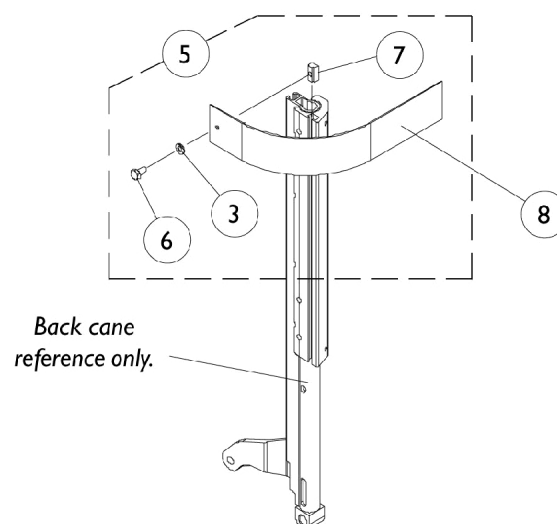
Power Wheelchair Tool Kit

Item Number	Note	Part Number	Description	Quantity Per	
				Package	Assembly
1		1125222-NLA	NLA - Kit, Power Wheelchair Tool Includes: 1 ea. Multimeter with Leads 1 ea. Locator, Protractor/Angle Magnetic Base 1 ea. Instructions, MKIV Programmer 1 ea. Wire, Grounding with Hand Strap and Clip 1 ea. Leads, 1" Test 1 ea. Light, Pen with Invacare Logo 1 ea. Tape Measure, Compact with Invacare Logo 1 ea. Screwdriver, Pen-Size Phillips/Flat Head 1 ea. Cable, Virtual Service Charger/Modem	1	1

Miscellaneous Accessories



**Seat Positioning Strap
Attaching Hardware**



**Chest Positioning Strap
Attaching Hardware**

Miscellaneous Accessories

Item Number	Note	Part Number	Description	Quantity Per	
				Package	Assembly
1	B	1091505-NLA	NLA - Hardware, Seat Positioning Strap Attaching (Pair)	2	1
2		1091870	Screw, Socket Button Head w/ Patch (1/4-20 x 3/4")	1	2
3		1026900	Washer (1/4 x 23/32 x 1/16")	1	2
4		7930333	Locknut (1/4-20)	25	1
5	C	1090212	Kit, Chest Positioning Strap Mounting Hardware For Conventional Seating	2	1
3			Washer (1/4 x 23/32 x 1/16")	1	2
6			Screw, Hex Head w/ Patch (1/4-20 x 1/2")	1	2
7			T-Nut (1/4-20)	1	2
8	E,F	1004310	Strap, Positioning, Seat/Chest w/ Auto Style Push Button Buckle (Eyelet to Eyelet Length 48")	1	1
8	E,G	1034625	Strap, Positioning, Seat/Chest w/ Auto Style Push Button Buckle (Eyelet to Eyelet Length 61")	1	1
8	E,F	TAGTS1034751-NLA	NLA - Strap, Positioning, Seat/Chest w/ Airline Style Buckle (Eyelet to Eyelet Length 46")	1	1
8	E,G,K	1034752-NLA	NLA - Strap, Positioning, Seat/Chest w/ Airline Style Buckle (Eyelet to Eyelet Length 61")	1	1
8	D,E	1034745	Strap, Positioning, Seat/Chest w/ Hook and Loop Style Buckle (Eyelet to Eyelet Length 61")	1	1
	A	0020200-NLA	NLA - Kit, Legrest with Screws, Otto Bock (6" W x 9" H)	1	1
	A	0020300-NLA	NLA - Adapter Plate, Otto Bock Legrest Pad	1	1
	A,I	0143900-NLA	NLA - Flap, Back Pan - Tarsys	1	1
	A,J	0144000-NLA	NLA - Flap, Back Pan - Tarsys	1	1
	A,G	0144100-NLA	NLA - Flap, Back Pan - Tarsys	1	1
NOTE: A - Not Shown B - Includes Items 2-4 C - Includes Items 3, 6, and 7 D - Chest Only E - Positioning strap attaching hardware not included. F - 16-19" Wide G - 20-22" Wide I - 16-17" Wide J - 18-19" Wide K - 1034752 Airline Buckle Style is No Longer Available. Use Auto Style part number 1034625 as a replacement.					

Invacare Corporation

www.invacare.com



Yes, you can.

One Invacare Way
Elyria, Oh USA
44036-2125
800-333-6900

Technical Support
800-832-4707
Florida Technical Support
407-321-5630

Customer Service
800-333-6900

© 2022 Invacare Corporation. All rights reserved. Republication, duplication or modification in whole or in part is prohibited without prior written permission from Invacare. Trademarks are identified by TM and ®. All trademarks are owned by or licensed to Invacare Corporation or its subsidiaries unless otherwise noted.
(Revised 11/01/22)

Form No. 99-150