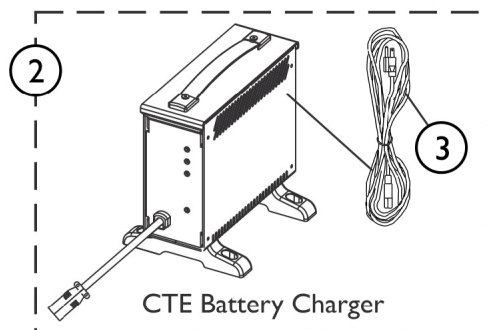
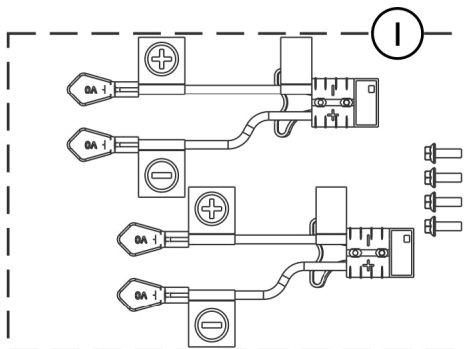
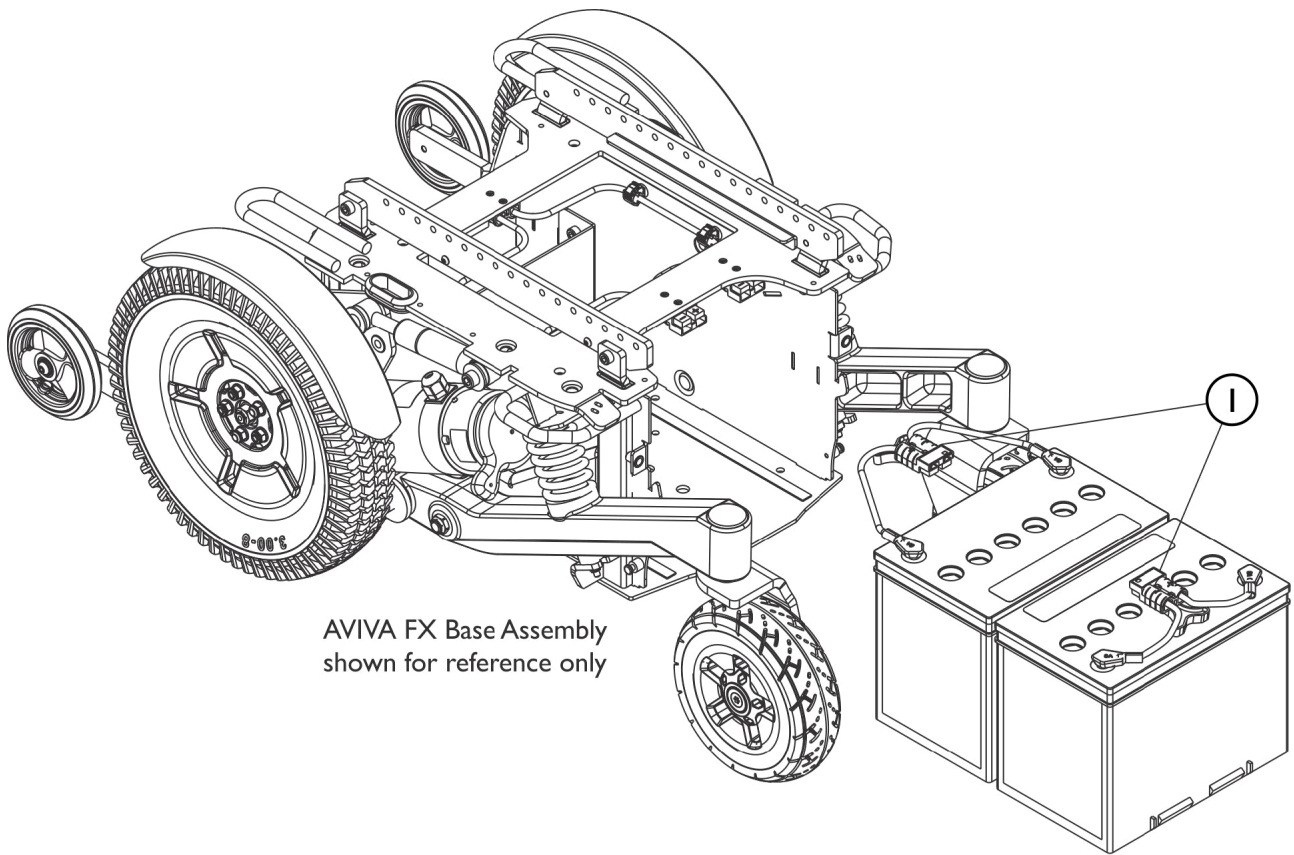


Battery Charger & Battery Harnesses GP24



SHEP_337A

Battery Charger & Battery Harnesses GP24

Item Number	Note	Part Number	Description	Quantity Per	
				Package	Assembly
1	A	60124371	Kit, Battery Harnesses w/ Hardware, GP24	1	1
2		60102598	Kit, Charger, Battery, 8 Amp. 115vac (Off Board) Single Mode Round Plug w/ AC Power Line Cord	1	1
3		60102582	Kit, Cord, AC Power, 115VAC, 3 Prong On-Board (6' 6-1/2" L)	1	1
NOTE: A - CTE charger is standard on-chair. Used on Gel Cell or AGM (Absorbed Glass Mat) batteries.					