










# Electronics - Arro BA0780

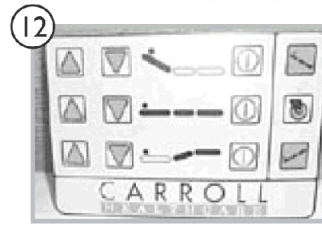
## Electronics



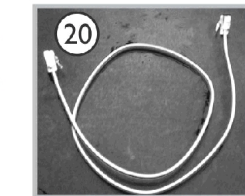






## Pendants



## Membrane Pads



## Additional Electronics



## Electronics - Arro BA0780

Item Number	Note	Part Number	Description	Quantity Per	
				Package	Assembly
1		MTRM2503-NLA	NLA - Actuator, Head (Red) Linak # LA31-U012	1	1
2		MTRM2502	Actuator, Foot (Blue) Linak # LA31-U013	1	1
3	A	MTRM25471-NL A	NLA - Actuator, Hilo, Foot, Short Cord (White) Linak # LA31-U010	1	1
4		MTRM25472	Actuator, Hilo, Head, Long Cord (Yellow) Linak # LA31-U011	1	1
5	B	JNCTNDC1B	Control Box (111) Linak # CB09-u011	1	1
5	B	JNCTNDC1	Control Box, 151 Membrane, Linak # CB09-U003	1	1
5	B	JNCTNDC1A	Control Box, 171 Membrane Linak # CB09-U010	1	1
6	C	JNCTNDC18	Box, Relay (151) J300	1	1
6	C	JNCTNDC18A	Box, Relay (171) J301	1	1
7	E	1190228	Kit, Pendant, New Assist Rails, Linak # PNDNT-6FNC-1-2	1	1
8	E	1190233	Kit, Pendant, Full/Partial Rails, Linak # PNDNT-6FNC-1-2 (With DB9 Connector)	1	1
9	D,E	PNDNTKIT3-NL A	NLA - Kit, Pendant, Assist Rails (Old Square), Linak # PNDNT-6FNC-1-2 (With DB9 Connector) (May 01 - July 02)	1	1
10		PNDNTYCABLE	Cable, Y, Pendant	1	1
11		1190225	Cable, Conversion	1	1
12		JNCTNDC20A	Pad, Membrane (171)	1	1
13		JNCTNDC20	Pad, Membrane (151)	1	1
14		JNCTNBOXKIT3 -NLA	NLA - Box, Lockout (111)	1	1
15		1152564	Battery, On Board Backup w/ Hardware	1	1
16		JNCTNDC6-NLA	NLA - Switch, Limit	1	1
17		JNCTNDCCORD OL	Cable, Power	1	1
18		JNCTNDC12-NL A	NLA - Coupler, Telephone	1	1
19		JNCTNDCFUSE K1	Kit, Fuse (1.6 Amps)	1	1
20		JNCTNDC37	Cord, Phone	1	1

NOTE: A - Do not use as replacement, Use MTRM25472.  
 B - Control Box type determined by the item number on the box. In the item number CB09-Uxxx-(xx), the last two digits are a revision level and have nothing to do with part identification.  
 C - Both the 171 and 151 Relay Boxes are almost identical. If you are unsure of your ARRO model, verify your serial number with Customer Service.  
 D - Used from May of 2001 until July of 2002.  
 E - Use a DB9 Connector.