















Steel and Frame Parts - BC2380/76



SICC_102A



Steel and Frame Parts - BC2380/76

Item Number	Note	Part Number	Description	Quantity Per	
				Package	Assembly
1	A	GATHEADLHA SY-NLA	NLA - Head Gatch (Pushpin on end of round tube)	1	1
2	B	1185149-NLA	NLA - Head Gatch Assembly (Black Insert w/ Steel Pin)	1	1
3	A	GATFOOTLHA SY-NLA	NLA - Foot Gatch (Pushpin on end of round tube)	1	1
4	B	GATFOOTASSY 1-NLA	NLA - Foot Gatch (Black Insert with Steel Pin)	1	1
5	C	HILO0005EPNT	Hilo Gatch, Manual/Electric	1	1
6		LEG0012-NLA	NLA - Hilo Leg Assembly - Both	1	1
7		MNR19RHCHP- NLA	NLA - Main Rail, Head End - Right Side	1	1
8		MNR19LHCHP- NLA	NLA - Main Rail, Head End - Left Side	1	1
9		MNR19RHCFP- NLA	NLA - Main Rail, Foot End - Right Side	1	1
10		MNR19LHCFP-N LA	NLA - Main Rail, Foot End - Left Side	1	1
11	D	MTRMNTHCPN T-NLA	NLA - Tube, Head Motor Mount	1	1
12		MTRBRACKP1	Bracket, Motor Mount, Floating	1	1
13		KITHOMECARE	Kit, Hardware	1	1
14		MTRDRV TUBEG LI-NLA	NLA - Glide, Tube - Hilo Drive	1	1
15		LNK0015PNT-N LA	NLA - Drive Tube Linkage	1	1
16		LNK0016PNT-N LA	NLA - Leg Linkage, Die Cast	1	1

NOTE: A - Used Before 8/30/01.
 B - Used After 8/30/01.
 C - Used After 4/25/01
 D - Order through SFI Medical Solutions.