











# Steel and Frame Parts - BC1180/76



SICC\_101A

## Steel and Frame Parts - BC1180/76

Item Number	Note	Part Number	Description	Quantity Per	
				Package	Assembly
1		1185149-NLA	NLA - Head Gatch Assembly (Black Insert w/ Steel Pin)	1	1
2		GATFOOTASSY 1-NLA	NLA - Foot Gatch (Black Insert with Steel Pin)	1	1
3		HILO0005EPNT	Hilo Gatch, Manual/Electric	1	1
4		LEG0012-NLA	NLA - Hilo Leg Assembly - Both	1	1
5		MNR19RHCAHP -NLA	NLA - Rail, Main, Head End - Right	1	1
6		MNR19LHCAHP -NLA	NLA - Rail, Main, Head End - Left	1	1
7		MNR19RHCAFP -NLA	NLA - Rail, Main, Foot End - Right	1	1
8		MNR19LHCAFP- NLA	NLA - Rail, Bed, Foot End - Left	1	1
9		MTRMNTHCPN T-NLA	NLA - Tube, Head Motor Mount	1	1
10	A	MTRBRACKP1	Bracket, Motor Mount, Floating	1	1
11		KITHOMECARE	Kit, Hardware	1	1
12	A	TBR118163918P	Tube, Drive, Electric, Hilo	1	1
13		MTRDRV TUBEG LI-NLA	NLA - Glide, Tube - Hilo Drive	1	1
14		LNK0015PNT-N LA	NLA - Drive Tube Linkage	1	1
15		LNK0016PNT-N LA	NLA - Leg Linkage, Die Cast	1	1

NOTE: A - Order through SFI Medical Solutions.