

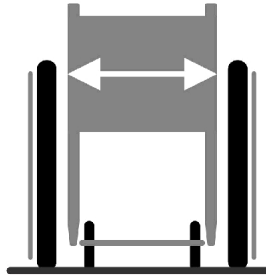
Abbreviations - Wheelchair Dimensions

Dimension Key:

XX = Dimensions in CM

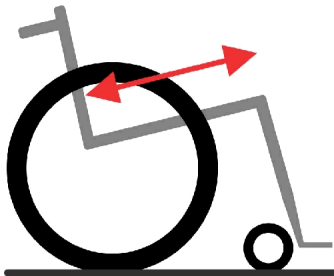
XXX = Dimensions in MM

XX,A = Metric Decimal

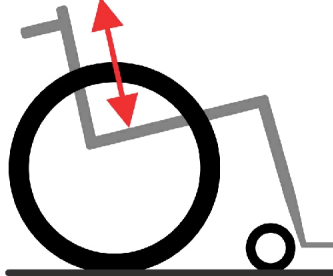


SB (SEAT WIDTH)


ST (SEAT DEPTH)



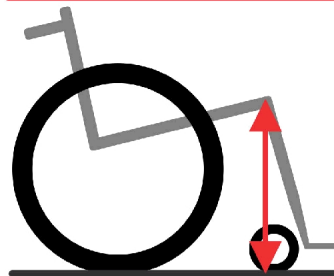
RH (BACK HEIGHT)



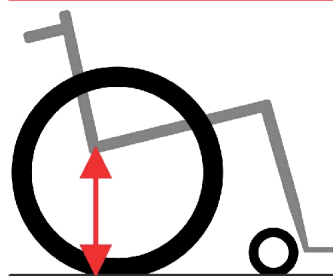
UL (KNEE TO HEEL DEPTH)



SHv (FRONT SEAT TO FLOOR)



SHh (REAR SEAT TO FLOOR)



SHD (FRONT TO REAR DIFFERENCE)

