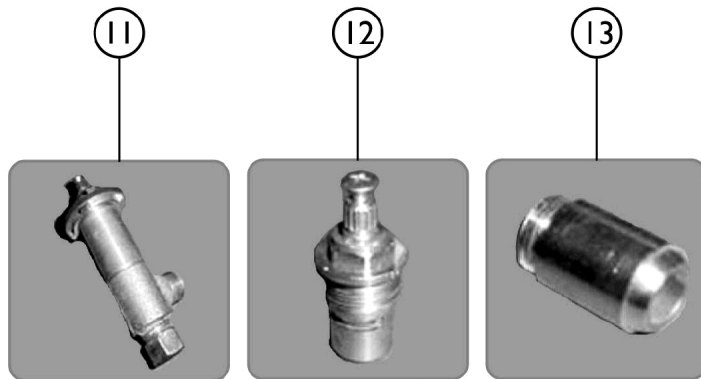
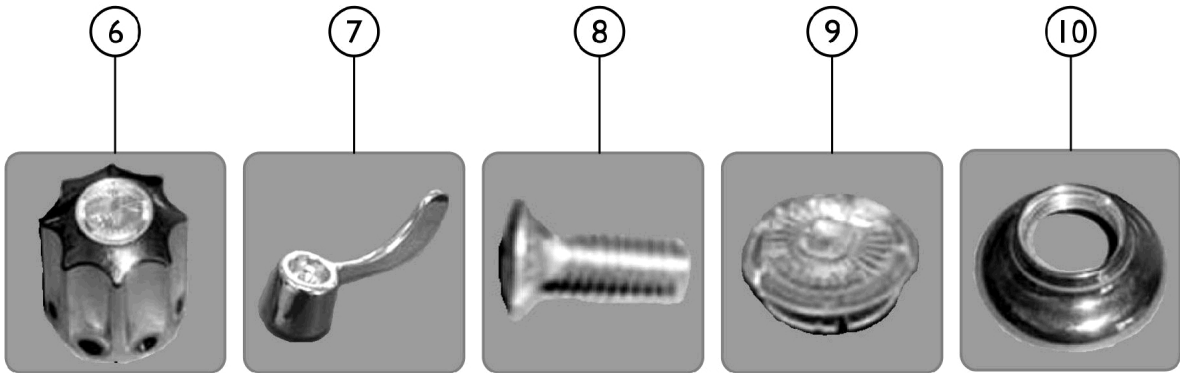
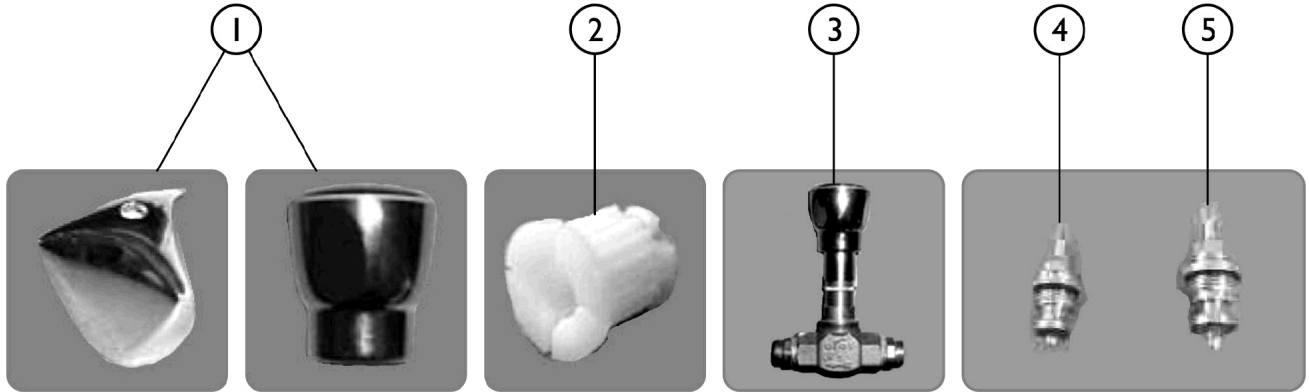


Tub and Shower Valves

For Lynwood and Gerber



SICC_083A

Tub and Shower Valves For Lynwood and Gerber

Item Number	Note	Part Number	Description	Quantity Per	
				Package	Assembly
1	A	PAR6652A-NLA	NLA - Handle, Lynwood Plastic (Metal no longer available)	1	1
2	A	PAR6678CG-NL A	NLA - Handle Insert, Dornbracht	1	1
3	A	IHPAR6652-NLA	NLA - Valve, Shower (1/2")	1	1
3	A	PAR6653	Valve, Fill, Tub (3/4")	1	1
4	A	PAR6652B-NLA	NLA - Stem and Cartridge, Shower (1/2")	1	2
5	A	PAR6653B	Stem and Cartridge, Tub Fill (3/4")	1	1
6	B	IHPAR6102C-NL A	NLA - Handle, Gerber	1	1
7	B	IHPAR6093-NLA	NLA - Handle, Gerber Wrist (3700 model series only)	1	1
8	B	IHPAR6112C-NL A	NLA - Screw, Handle	1	1
9	B	IHPAR6100C-NL A	NLA - Handle Cap	1	1
10	B	IHPAR6103C-NL A	NLA - Escutcheon, Gerber	1	1
11	B	IHPAR6098C-NL A	NLA - Valve, 1/2" Tub and Shower	1	1
12	B	PAR6097C-NLA	NLA - Cartridge, Valve Replacement (New Style Only)	1	1
13	B	IHPAR6099C-NL A	NLA - Valve Seat (Old style only)	1	1

NOTE: A - Lynwood (effective August, 1995)
B - Gerber