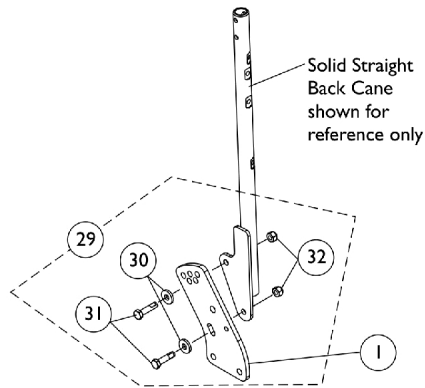
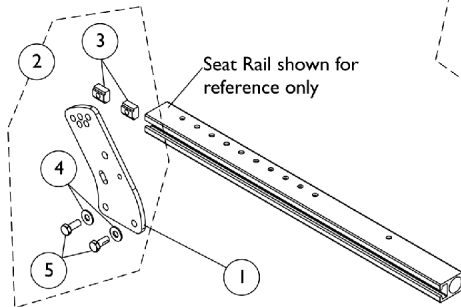


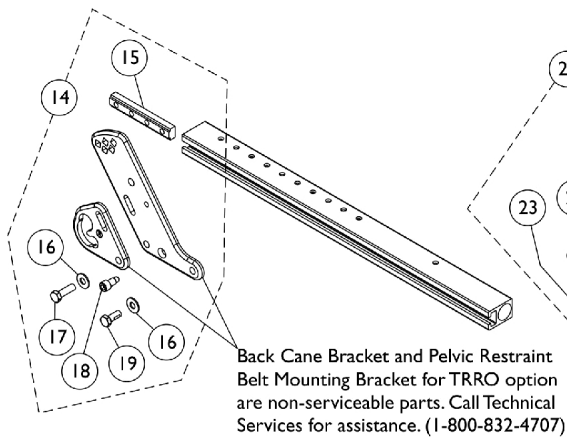
Back Cane Attaching Hardware (12"-16" Wide) ADJASBA Seats - TDX SPREE



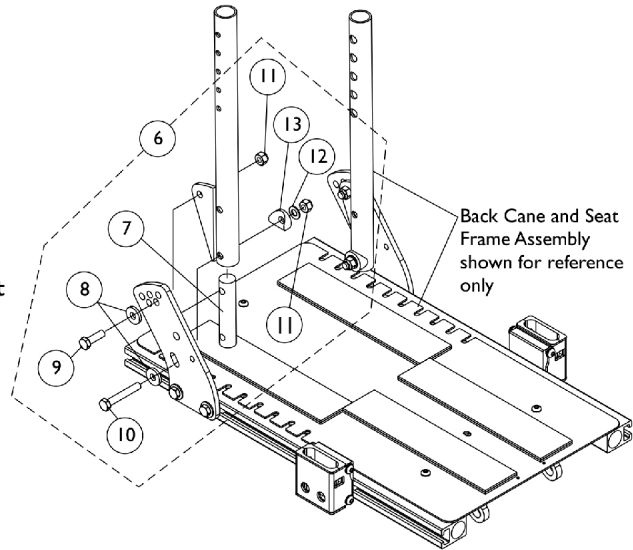
**Back Cane Mounting Hardware For
TDX SPREE 16" Wide, Non-Manual Tilt
with Conventional Back**



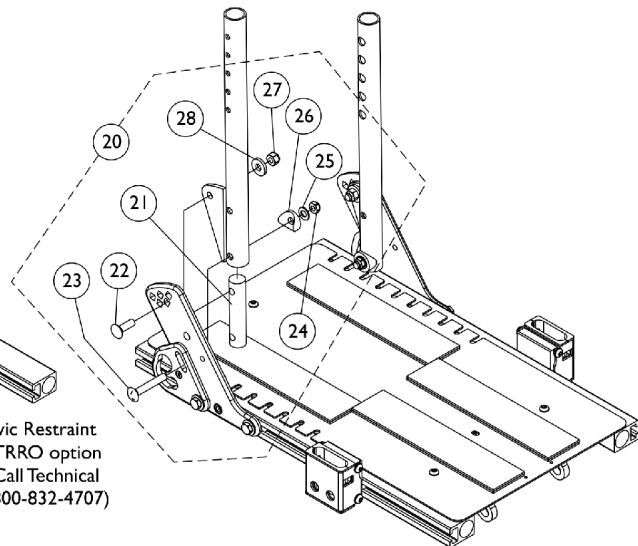
**Back Cane Bracket Mounting Hardware
TDX SPREE without TRRO Option**



**Back Cane Bracket Mounting Hardware
TDX SPREE with TRRO Option**



**Back Cane Mounting Hardware
TDX SPREE without TRRO Option**



**Back Cane Mounting Hardware
TDX SPREE with TRRO Option**

Back Cane Attaching Hardware (12"-16" Wide) ADJASBA Seats - TDX SPREE

Item Number	Note	Part Number	Description	Quantity Per	
				Package	Assembly
1	A	1146452-NLA 1154110	NLA - Bracket, Back Cane Mounting, Black	1	1
2			Kit, Back Cane Bracket Mounting Hardware	1	1
3			T-Nut (5/16-18)	1	2
4			Washer, Steel (5/16 x 3/4 x 1/16")	1	2
5	B	1147973	Screw, Hex Head w/ Patch (5/16-18 x 3/4")	1	2
6			Kit, Back Cane Mounting Hardware (Pair)	1	1
7			NLA - Insert, Back Cane	1	2
8			Washer, Flat (21/64 x 53/64 x 7/64")	1	4
9	C	1154111-NLA	Screw, Hex Head (5/16-18 x 1")	1	2
10			NLA - Screw, Hex Head (5/16-18 x 2")	1	2
11			Locknut (5/16-18)	1	4
12			Washer, Flat (5/16 x 5/8 x 1/16")	1	2
13	D	1147968	Spacer, Coved (3/4 x 1 x 1/2")	1	2
14			NLA - Kit, Back Cane Bracket Mounting Hardware TRRO	1	1
15			T-Nut (5/16-18)	1	1
16			Washer, Steel (5/16 x 3/4 x 1/16")	1	2
17	E	1125733	NLA - Screw, Hex Head w/ Patch (5/16-18 x 1")	1	1
18			Screw, Socket Head (5/16-18 x 3/4")	1	1
19			Screw, Hex Head w/ Patch (5/16-18 x 3/4")	1	1
20			Kit, Back Cane Mounting Hardware TRRO (Pair)	1	1
21			NLA - Insert, Back Cane	1	2
22			Bolt, Round Head Square Neck (5/16-18 x 1")	1	2
23			Screw, Round Head Square Neck (5/16-18 x 2")	1	2
24			Locknut (5/16-18)	1	2
25			Washer, Flat (5/16 x 5/8 x 1/16")	1	2
26			Spacer, Coved (3/4 x 1 x 1/2")	1	2
27			Locknut (5/16-18)	1	2
28			Washer, Flat (21/64 x 53/64 x 7/64")	1	2
29			Kit, Solid Straight Back Cane w/o Push Handle, Mounting Hardware	1	1
30			Screw, Hex Head (5/16-18 x 1")	1	2
31			Locknut (5/16-18)	1	2
32			Washer, Flat (21/64 x 53/64 x 7/64")	1	2

NOTE: A - Includes items 3-5
B - Includes items 7-13
C - Includes items 15-19
D - Includes items 21-28
E - Includes items 30-32

Back Cane Mounting Hardware is used for TDX SPREE Non-Manual Tilt and Manual Tilt models. Conventional Back for 16" wide Non-Manual Tilt will use the solid straight back cane only