

**TDX®SP2V, TDX®SP2V-HD  
Captain Seat (Includes Elevate Option)**

**Power Wheelchair**



*Yes, you can.*

## Parts Catalog Usage Guide

The information contained in this document is subject to change without notice. This catalog contains service parts for Form No. 18-301. If you have any questions regarding this catalog, please contact one of our Customer Service Representatives.

### For Customer Service Support Call:

**1-800-333-6900**

### For Faxed In Orders Call:

**1-800-678-4682 or**

**1-440-366-0709**

### For Technical Service Call:

**1-800-832-4707**

### Literature Can Be Found at:

**www.invacare.com or**

**1-800-828-6272**

## SYMBOL DEFINITION

Throughout this catalog you will notice letters to draw your attention to specific footnotes which are located at the bottom of the page or below specified charts.

Examples:

A,B,C etc. = Special Comments

NOTE: = General information pertaining to that specific page

NLA = No Longer Available

## HARDWARE MEASUREMENTS

The measurements for the hardware will be listed as follows:

Screws, Bolts Diameter X Thread Count/Pitch X Length

Washers Inside Diameter X Outside Diameter X Thickness

Spacers Inside Diameter X Outside Diameter X Length

For your convenience, we have supplied an area for you to list your Invacare Representatives.

Name	Phone Numbers

© 2022 Invacare Corporation. Elyria, Ohio. Invacare, Yes, you can., the Blue Medallion Design, SureStep, Dynamic is a registered trademark of Dynamic Controls Limited. Super Lube is a registered trademark of Synco Chemical Corporation.



# TABLE of CONTENTS

<b>Description</b>	<b>Page Number</b>
Accessories - Crutch and Cane Holder - CSCC .....	111
Accessories - Oxygen Holder Assembly Kit - CSO2 .....	113
Accessories - Positioning Straps and Pelvic Restraint Belts .....	115
Accessories - Walker Holder Assembly - CSWH .....	109
Arms - Captain Seat .....	63
Battery Charger & Cables .....	10
Battery Tray Asbly. & Wire Harnesses - 22NF Batteries (Narrow Battery Box) Before 03/04/20	11
Battery Tray Asbly. & Wire Harnesses - 22NF Post Terminal Batteries (Narrow Battery Box) After 03/03/20	13
Battery Tray Asbly. & Wire Harnesses - GP24 Batteries (For Wide Battery Box) Before 03/04/20	15
Battery Tray Asbly. & Wire Harnesses - GP24 Batteries (Wide Battery Box) After 03/03/20 ...	17
Battery Tray Stop Bracket and Mounting Hardware After 03/03/20 .....	19
Captain Seat Assembly .....	51
Captain Seat Assembly Mounting Hardware - Elevate w/ 70NHD or FCMT90 Front Riggings	55
Captain Seat Assembly Mounting Hardware - Non-Elevate & (Elevate w/ CTMT Front Riggings)	53
Caster & Forks - 6" Front & Rear - Double Sided Fork .....	47
Caster & Forks - 6" Front & Rear - Single Sided Fork .....	49
Cylinders - Locking Gas .....	22
Electronics - Accessories - LiNX Access Key - LAK .....	106
Electronics - Accessories - Remote (Joystick) Tops .....	107
Electronics - Cables - Bus (PWH), Adapter, Sensor, Actuator .....	99
Electronics - Egg Switch and Mounting Hardware .....	98

# TABLE of CONTENTS

<b>Description</b>	<b>Page Number</b>
Electronics - G-Trac-LX - LiNX Gyro Module with Mounting Hardware .....	105
Electronics - Joystick Tube, 2" Offset, Quad Link Assembly, Remote .....	96
Electronics - LiNX Power Module 120/120-75 w/ Light Board and Mounting Hardware .....	103
Electronics - LiNX Power Module NEXC 120/NEXC 120-75/EXPC 120AL/EXPC 120-75AL with Mounting Hardware .....	101
Electronics - Remotes and Displays .....	94
Frames - Captain Seat & Mounting Hardware, Elevate - For 70NHD/FCMT90 Front Riggings .....	59
Frames - Captain Seat & Mounting Hardware, Elevate - For CTMT Front Riggings .....	61
Frames - Captain Seat & Mounting Hardware, Non-Elevate, TRBKTS or TRRO Option .....	57
Front Riggings - Accessories, Adjustable Heel Loops, 70NHD Footrest .....	91
Front Riggings - Accessories, Impact Guard and Calf Strap, 70NHD Footrest .....	93
Front Riggings - Adjustable Angle Footplate Assemblies - AT5543 .....	89
Front Riggings - Center Mount Rigging (CTMT-F with CTMTFB One PC Flip-Up Footboard) ..	73
Front Riggings - Center Mount Rigging (CTMT-FJ with CTMTFB One PC Flip-Up Footboard)	71
Front Riggings - Center Mount Rigging (CTMT-FJ/CTMT-F) .....	66
Front Riggings - Center Mount Rigging Mtg. Hdwr. - (CTMT-F/CTMT-FJ) .....	76
Front Riggings - Center Mount Rigging Support Hanger Bracket and Footplate (FCMT90) ....	78
Front Riggings - Footrest Support Assembly 70NHD (Sector Style) .....	83
Front Riggings - Front Rigging Hanger Hdwr. 70NHD (Sector Style) .....	81
Front Riggings - Pivot/Slide Tube & 1350 Aluminum Footplates .....	87
Front Riggings - Pivot/Slide Tube & 1651 Composite Footplates .....	85
Front Riggings - Reference Chart - 70NHD (Sector Style) .....	80

# TABLE of CONTENTS

<b>Description</b>	<b>Page Number</b>
Light System LED .....	43
Motors - 4-Pole - SSD Gearbox and Mounting Hardware .....	24
Packaging - Literature & Decals .....	7
Pivot Assembly - Rear .....	41
Pivot Assembly - Rear Mounting Hardware .....	42
Shroud and Rim Insert Colors .....	5
Shrouds Mounting Hardware .....	39
Shrouds without Mounting Hardware .....	30
Transport Option Clarification Reference .....	9
Walking Beam - Lower Pivot Link & Mounting Hardware .....	20
Wheels - Drive Wheels & Mtg. Hardware (14" x 3") .....	45

# Shroud and Rim Insert Colors

## Shroud Colors

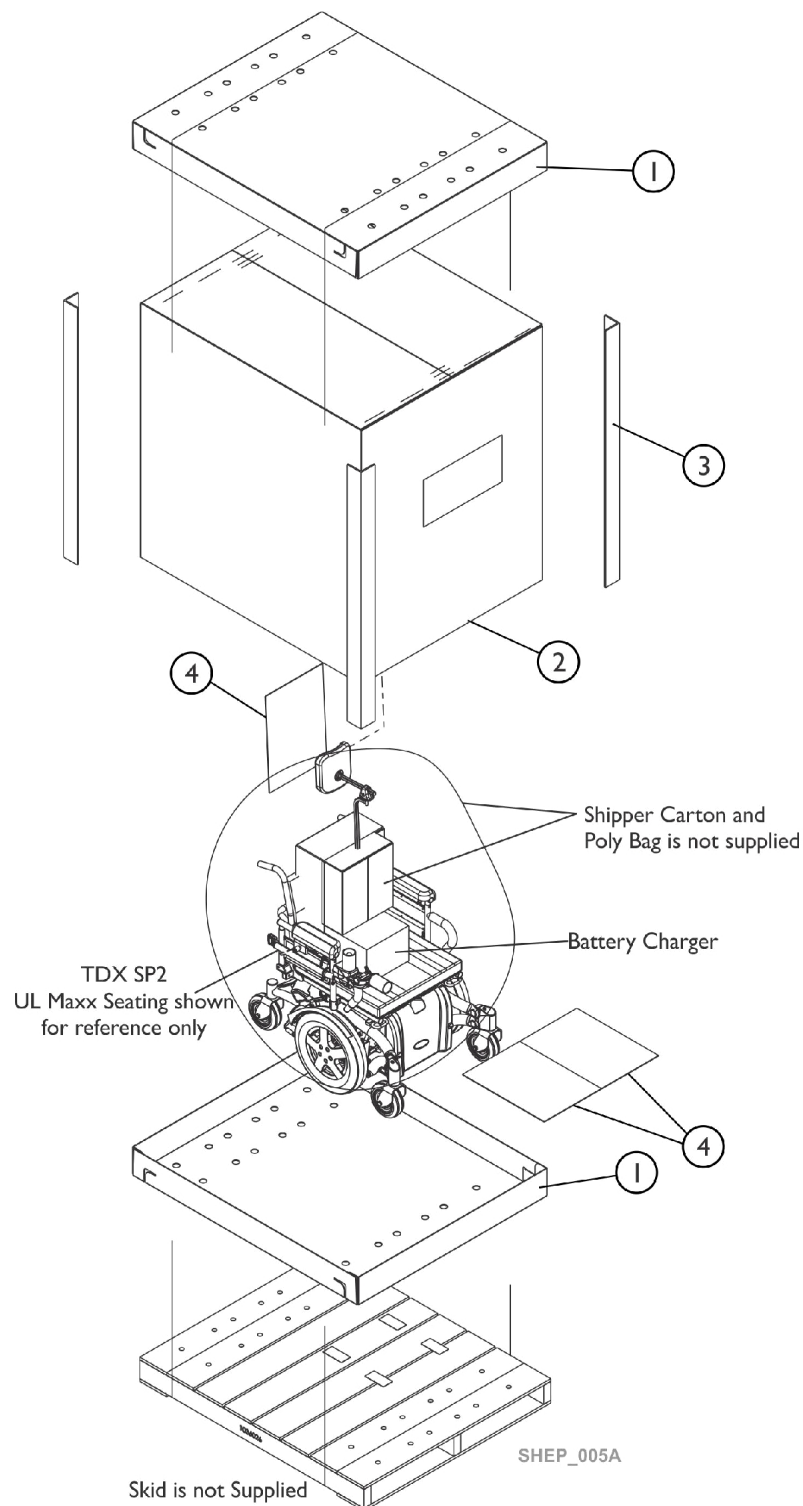
Shroud Color Number	Shroud Color Description
154P	Rockstar Red
155P	Tangy Orange
156P	Monster Green
157P	Island Blue
158P	Lights Out Black Matte
159P	Whiteout
160P	Invacare Blue
161P	Grape Jellybean
162P	Spacestation Silver
163P	Black Ice Glossy
Touch Up paints are not available.	

# Shroud and Rim Insert Colors

## Rim Insert Colors

Rim Insert Color Number	Rim Insert Color Description
154PR	Rockstar Red
155PR	Tangy Orange
156PR	Monster Green
157PR	Island Blue
158PR	Lights Out Black Matte
159PR	Whiteout
160PR	Invacare Blue
161PR	Grape Jellybean
162PR	Spacestation Silver
163PR	Black Ice Glossy
Touch Up paints are not available	

# Packaging, Literature and Decals



## Packaging, Literature and Decals

Item Number	Note	Part Number	Description	Quantity Per	
				Package	Assembly
1		1036027	Carton, Tray	1	2
2		1036028	Carton, Cover	1	1
3		1129590	Carton, Corner Reinforcement	1	4
4		40131X161	Insert, Plain Pad	1	3
	A,B	1183488	Decal, TDX SP2 - Left	1	1
	A,B	1183489	Decal, TDX SP2 - Right	1	1

NOTE: A - Not Shown  
B - Model Decal attaches to the Colored Bezel Shroud Assembly.

When adjusting or replacing parts, please refer to your Owner's Manual for assistance. The following Owner's Manuals can be found at [www.invacare.com/homecare](http://www.invacare.com/homecare) under Literature Search for the following: Part #60101876 Captain's Seat Owner's Manual, Part #60101877 TDX SP2V Power Base, #60101834 LiNX Control System REM400 Touch Screen Remote, #60101835 LiNX Control System Non-Expandable/Expandable Remotes.

# Transport Option Clarification Reference

TRRO Option is an On-Chair option only.

## About Transport Ready Package

**TRRO** includes four factory-installed transport brackets and a wheelchair anchored pelvic belt. **TRRO** has been crash-tested in accordance with ANSI/RESNA WC-4:2017, Section 19 Frontal Impact Test requirements for wheelchairs with a 225 lb. crash dummy, which corresponds to a person with weight of over 300 lbs. for Adult seat sizes.

**TRBKTS** includes four factory-installed wheelchair transport brackets. **TRBKTS** has not been crash-tested in accordance with ANSI/RESNA WC-4:2017 Section 19 Frontal Impact Test requirements for wheelchairs.

Only use the transport brackets included with **TRRO** for the purpose described in the appropriate Owner's Operator and Maintenance Manual.

Battery support brackets **MUST** be installed at all times. Otherwise, the wheelchair will not be ANSI/RESNA WC-4:2017 Section 19 compliant. Refer to Removing/Installing the Batteries From/Into the Wheelchair in the appropriate Owner's Operator and Maintenance Manual.

As of this date, the Department of Transportation has not approved any tie-down systems for transportation of a user while in a wheelchair, in a moving vehicle of any type. It is Invacare's position that users of wheelchairs should be transferred into appropriate seating in vehicles for transportation and use be made of the restraints made available by the auto industry. Invacare cannot and does not recommend any wheelchair transportation systems.

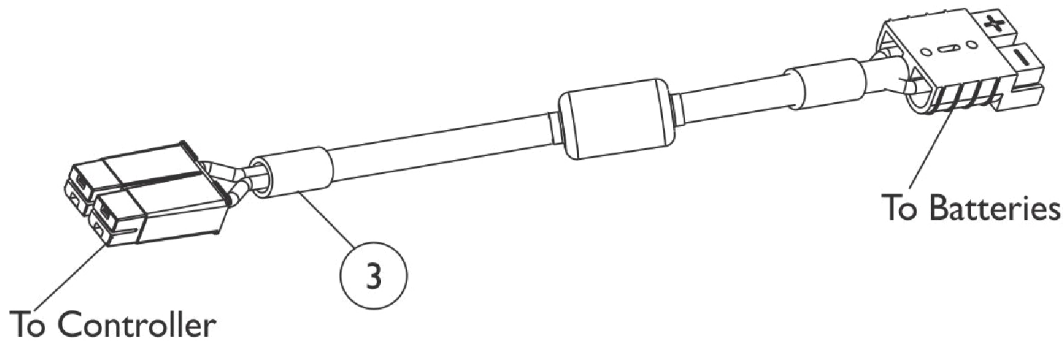
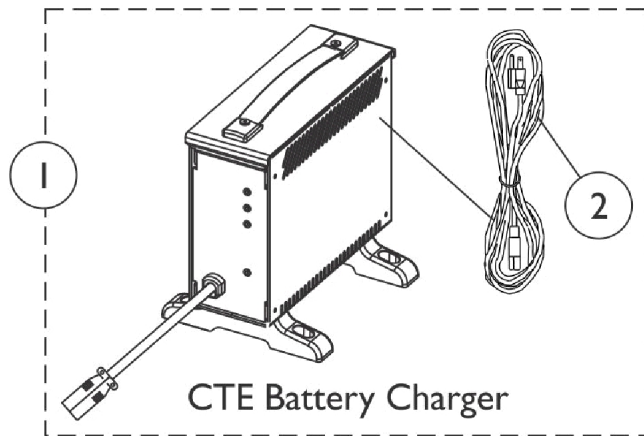
**NOTE:** ANSI = American National Standards Institute, RESNA = Rehabilitation Engineering and Assistive Technology Society of North America.

**NOTE:** For additional information refer to appropriate Owner's Operator and Maintenance Manual.

SHEP\_038C



## Battery Charger and Cables

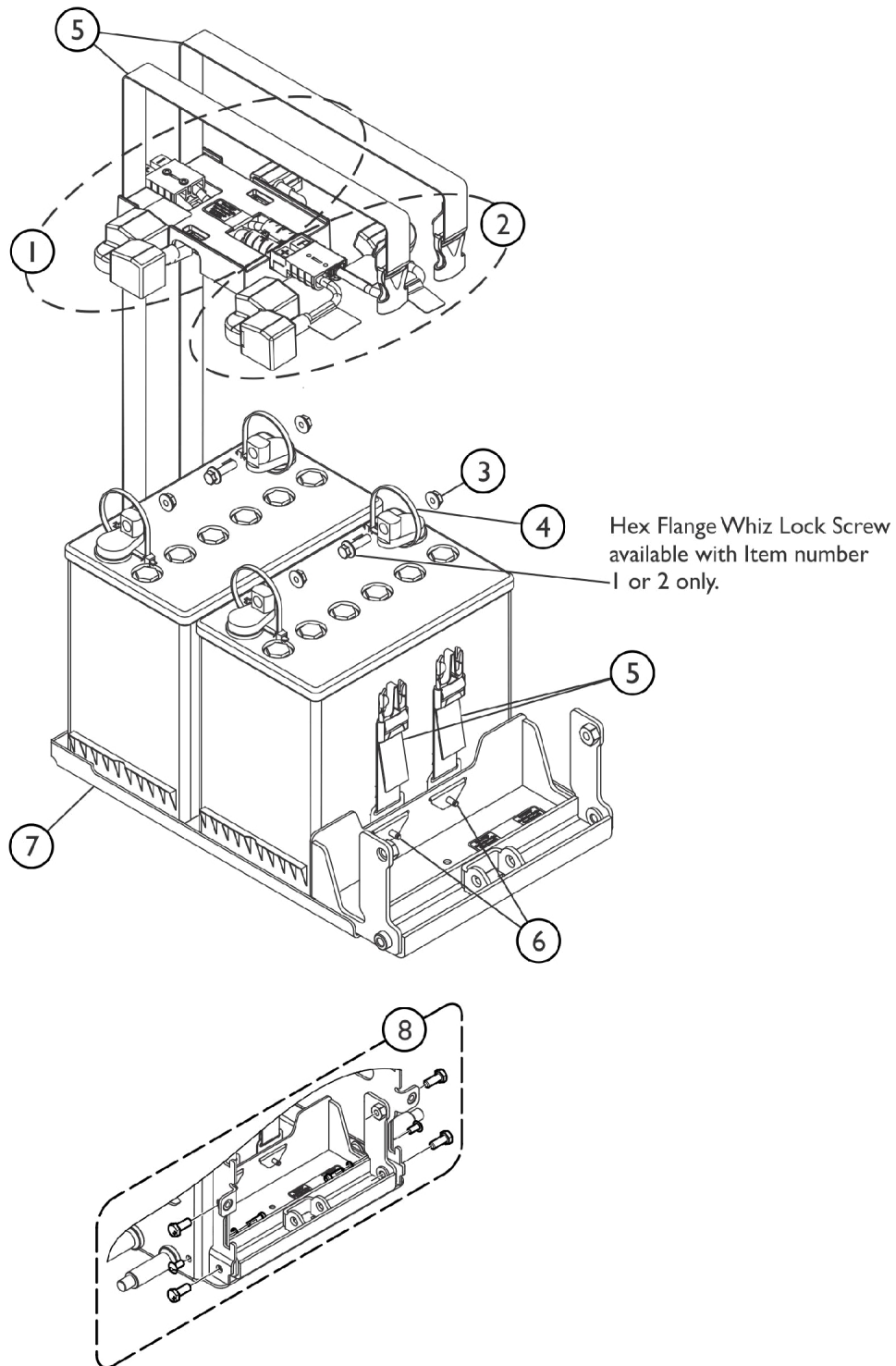


SHEP\_241A

Item Number	Note	Part Number	Description	Quantity Per	
				Package	Assembly
1	A	60102598	Kit, Charger, Battery, 8 Amp. 115vac (Off Board) Single Mode Round Plug w/ AC Power Line Cord	1	1
2		60102582	Kit, Cord, AC Power, 115VAC, 3 Prong On-Board (6' 6-1/2" L)	1	1
3	B	60102824	Kit, Cable, Battery Extension	1	1
NOTE: A - CTE charger is standard on-chair. Used on Gel Cell or AGM (Absorbed Glass Mat) batteries. B - Used on GP24 Post Terminals and (22NF Post Terminals Before 02/14/22).					

# Battery Tray Assembly and Wire Harnesses

## 22NF Batteries Before 03/04/20



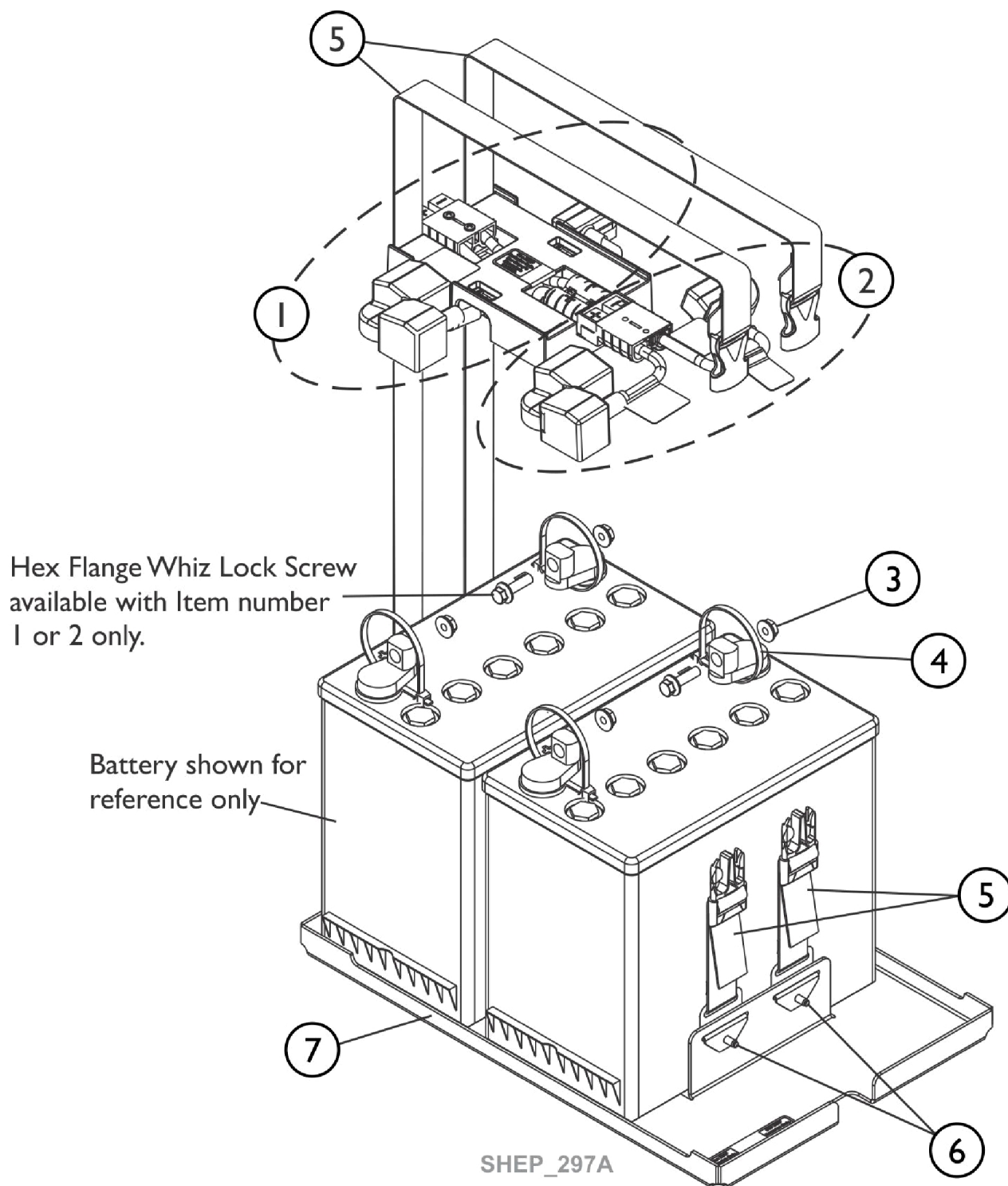
SHEP\_018A

## Battery Tray Assembly and Wire Harnesses 22NF Batteries Before 03/04/20

Item Number	Note	Part Number	Description	Quantity Per	
				Package	Assembly
1	A,B	60102800	Kit, Battery Wire Harness with Terminal Hardware, 22NF - Rear	1	1
2	A,B	60102799	Kit, Battery Wire Harness with Terminal Hardware, 22NF - Front	1	1
3		16721X000	Locknut (1/4-20)	1	4
4		98007X005	Tie Wrap (11-1/2" L)	1	4
5		60102797	Kit, Battery Strap Assembly, 22NF	1	2
6		16348X000-NLA	NLA - Rivet (3/16 x 7/16")	1	4
7		60102798	Kit, Battery Tray Assembly, 22NF	1	1
8		60105184	Kit, Battery Tray Stop Hardware	1	1
NOTE: A - Individual components are not available for the battery wire harnesses B - Includes items 3, 4 and 2 ea. Screw, Hex Flange Whiz Lock (1/4-20 x 7/8")					

# Battery Tray Assembly and Wire Harnesses

For 22NF Post Terminal Batteries (Narrow Battery Box) After 03/03/20



## Battery Tray Assembly and Wire Harnesses

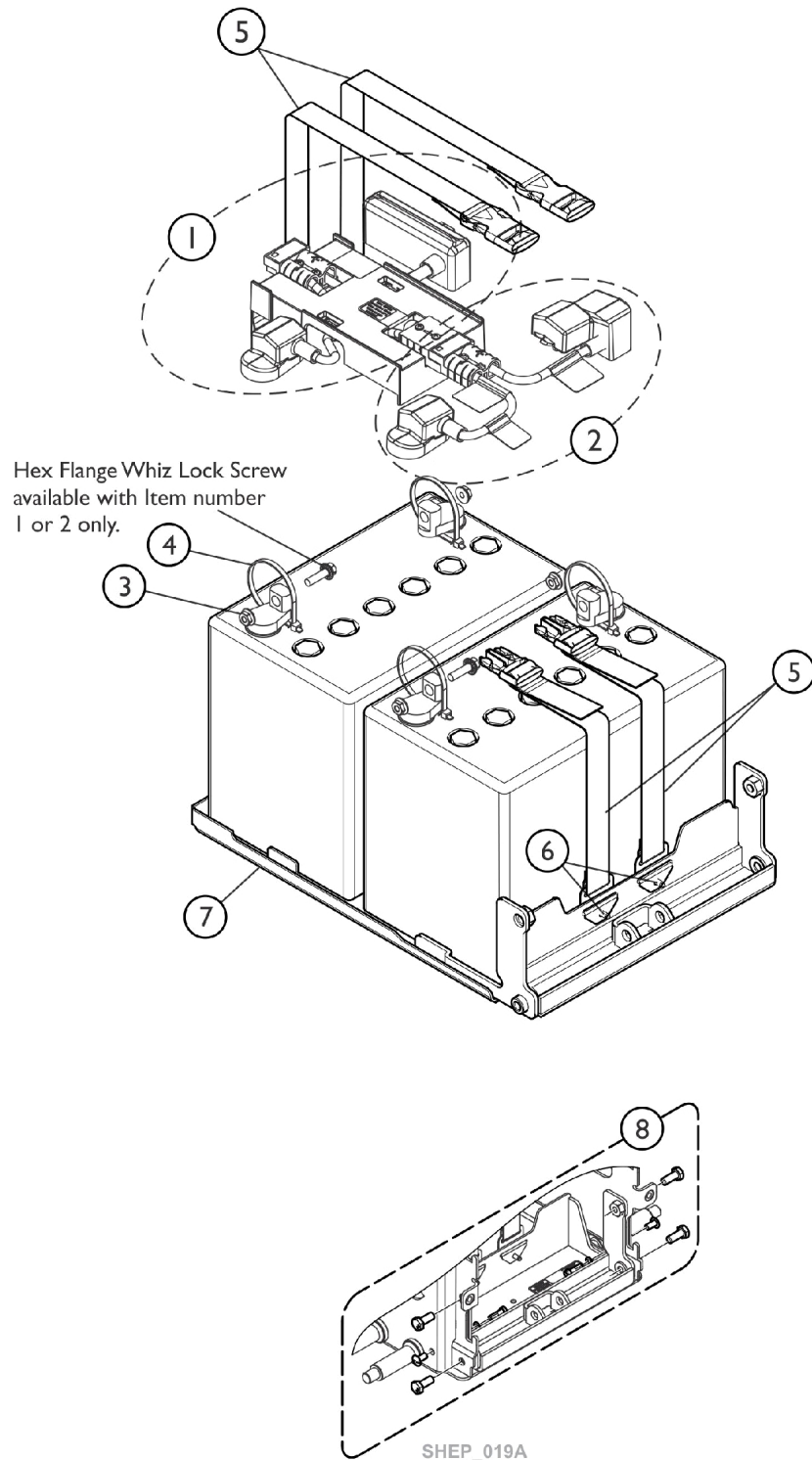
### For 22NF Post Terminal Batteries (Narrow Battery Box) After 03/03/20

Item Number	Note	Part Number	Description	Quantity Per	
				Package	Assembly
1	A,B	60102800	Kit, Battery Wire Harness with Terminal Hardware, 22NF - Rear	1	1
2	A,B	60102799	Kit, Battery Wire Harness with Terminal Hardware, 22NF - Front	1	1
3		16721X000	Locknut (1/4-20)	1	4
4		98007X005	Tie Wrap (11-1/2" L)	1	4
5		1144682	Kit, Battery Strap Assembly, 22NF	1	2
6		16348X000-NLA	NLA - Rivet (3/16 x 7/16")	1	4
7	C	1157804	Kit, Battery Tray Assembly, 22NF	1	1
	D	1144611	Strip, Self Adhesive Wear (2-1/2' L x 1/2" W)	1	1

NOTE: A - Individual components are not available for the battery wire harnesses  
 B - Includes items 3, 4 and 2 ea. Screw, Hex Flange Whiz Lock (1/4-20 x 7/8")  
 C - Includes the Battery Tray and items 5 and 6  
 D - Not Shown. The Self Adhesive Wear Strip is attached to the bottom side of the Battery Tray on both sides to allow removal from the Battery Box easier. One strip will accommodate both sides. Cut strip to desired length.

NOTE: ALL Power Wheelchairs with 5FAA or 10FAA Fixed Anterior Assist Option did not change and continue to use Before 03/04/20 components.

# Battery Tray Assembly and Wire Harnesses GP24 Batteries Before 03/04/20

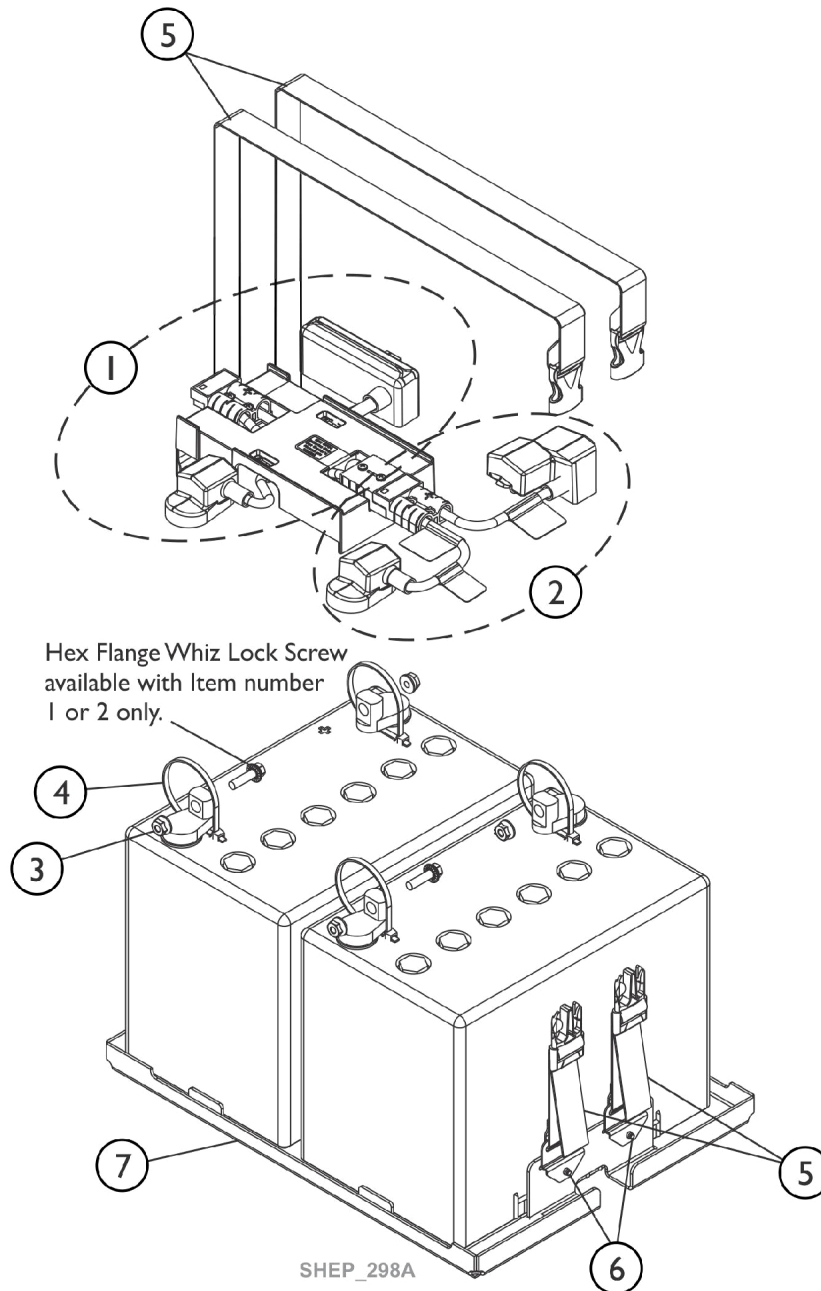


## Battery Tray Assembly and Wire Harnesses GP24 Batteries Before 03/04/20

Item Number	Note	Part Number	Description	Quantity Per	
				Package	Assembly
1	A,B	60102802	Kit, Harness, Battery Wire with Terminal Hardware, GP24, Rear	1	1
2	A,B	60102803	Kit, Harness, Battery Wire with Terminal Hardware, GP24, Front	1	1
3		16721X000	Locknut (1/4-20)	1	4
4		98007X005	Tie Wrap (11-1/2" L)	1	4
5		60102801	Kit, Battery Strap Assembly, GP24/3-22NF	1	2
6		16348X000-NLA	NLA - Rivet (3/16 x 7/16")	1	4
7		60105179	Kit, Battery Tray Assembly, GP24	1	1
8		60105184	Kit, Battery Tray Stop Hardware	1	1
NOTE: A - Individual components are not available for the battery wire harnesses B - Includes items 3, 4 and 2 ea. Screw, Hex Flange Whiz Lock (1/4-20 x 7/8")					

# Battery Tray Assembly and Wire Harnesses

## GP24 Batteries After 03/03/20



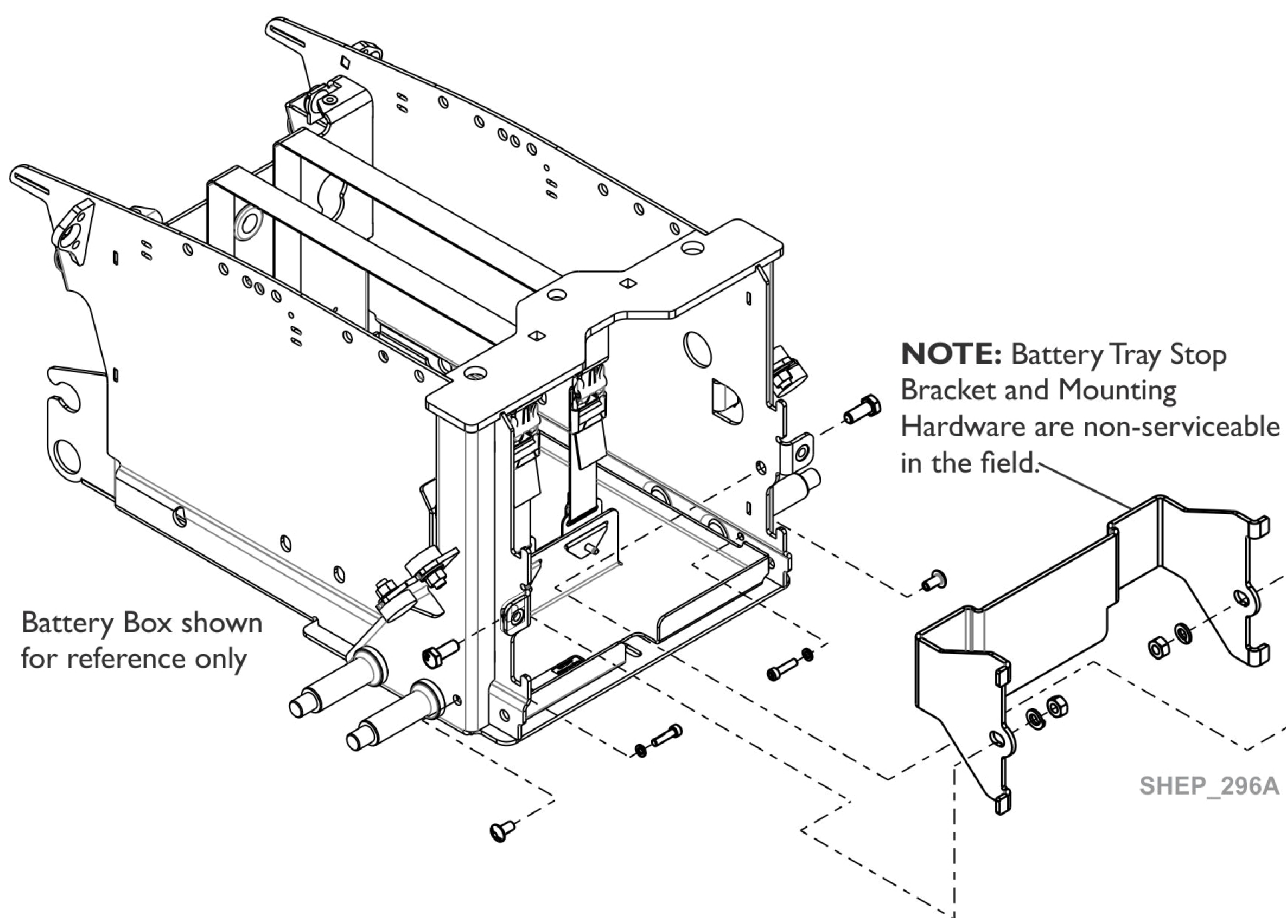


## Battery Tray Assembly and Wire Harnesses GP24 Batteries After 03/03/20

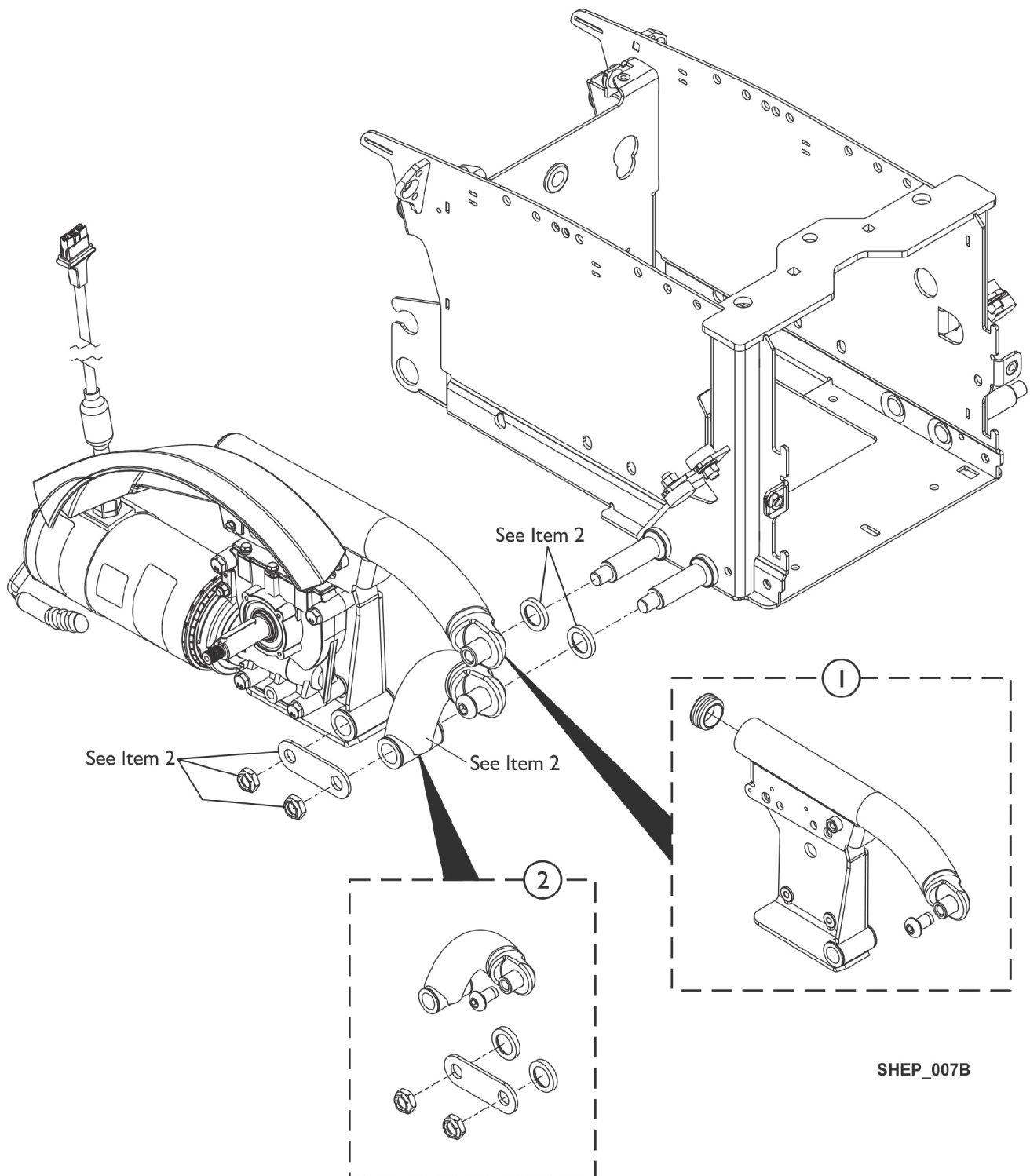
Item Number	Note	Part Number	Description	Quantity Per	
				Package	Assembly
1	A,B	60102802	Kit, Harness, Battery Wire with Terminal Hardware, GP24, Rear	1	1
2	A,B	60102803	Kit, Harness, Battery Wire with Terminal Hardware, GP24, Front	1	1
3		16721X000	Locknut (1/4-20)	1	4
4		98007X005	Tie Wrap (11-1/2" L)	1	4
5		1147126	Battery Strap Assembly, GP24/3-22NF	1	2
6		16348X000-NLA	NLA - Rivet (3/16 x 7/16")	1	4
7	C	1157802	Kit, Battery Tray Assembly, GP24	1	1
	D	1144611	Strip, Self Adhesive Wear (2-1/2' L x 1/2" W)	1	1
NOTE: A - Individual components are not available for the battery wire harnesses B - Includes items 3,4 and 2 ea. Screw, Hex Flange Whiz Lock (1/4-20 x 7/8") C - Includes the Battery Tray and items 5 and 6 D - Not Shown. The Self Adhesive Wear Strip is attached to the bottom side of the Battery Tray on both sides to allow removal from the Battery Box easier. One strip will accommodate both sides. Cut strip to desired length.					

## Battery Tray Stop Bracket and Mounting Hardware After 03/03/20

**NOTE:** Battery Tray Stop Bracket and Mounting Hardware are non-serviceable in the field. The power wheelchair must be returned to Invacare Corp. to be repaired.



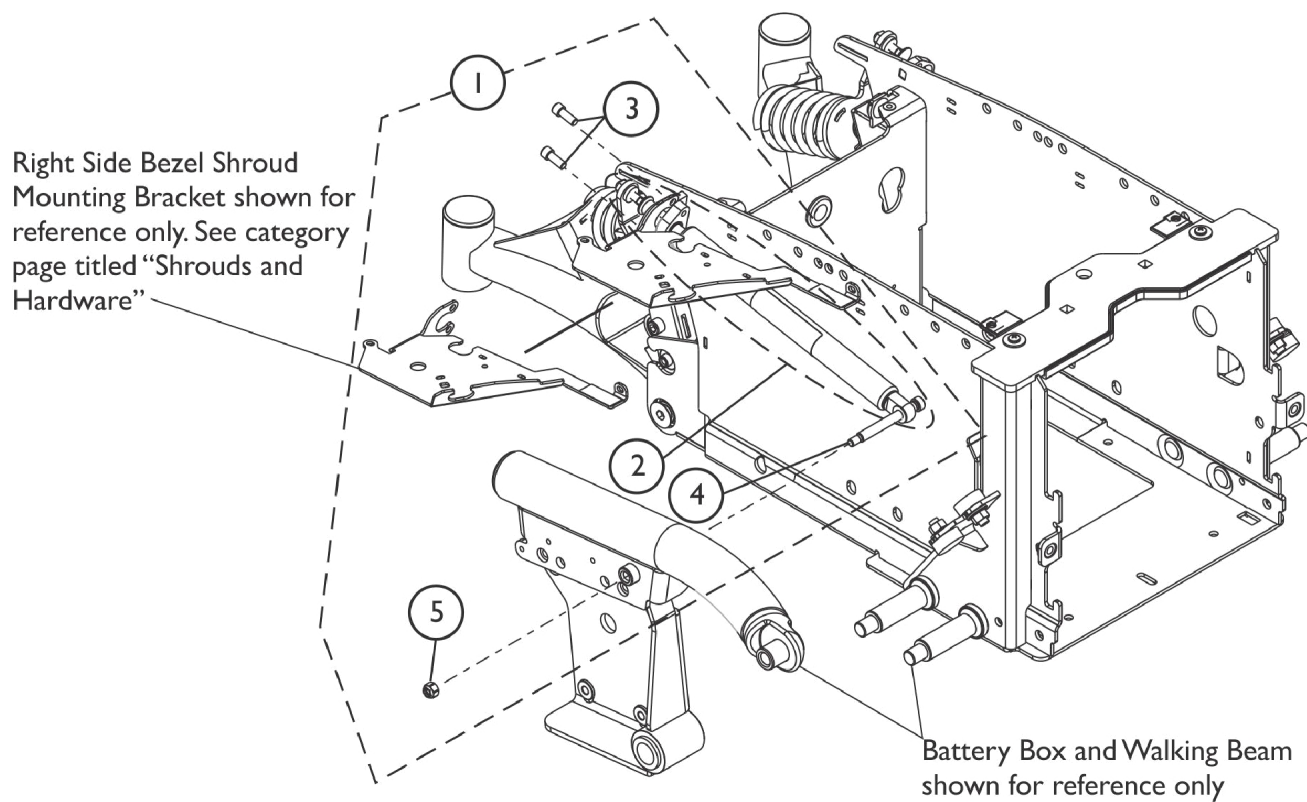
# Walking Beam, Lower Pivot Link and Mounting Hardware



## Walking Beam, Lower Pivot Link and Mounting Hardware

Item Number	Note	Part Number	Description	Quantity Per	
				Package	Assembly
1		60102580	Kit, Walking Beam Assembly, Black, SSD - Right	1	1
1		60102581	Kit, Walking Beam Assembly, Black, SSD - Left	1	1
1		60108355	Kit, Walking Beam Assembly, Black, SSD, 450 Lb. Wgt. Limit - Right	1	1
1		60108356	Kit, Walking Beam Assembly, Black, SSD, 450 Lb. Wgt. Limit - Left	1	1
2	A	60102819	Kit, Link Assembly w/ Mounting Hardware, Lower Pivot, Black - Right	1	1
2	A	60102820	Kit, Link Assembly w/ Mounting Hardware, Lower Pivot, Black - Left	1	1
NOTE: A - Lower Pivot Link includes 2 ea. press fitted plastic Flange Bearing (not shown). The Flange Bearings are not sold separately.					

# Locking Gas Cylinders



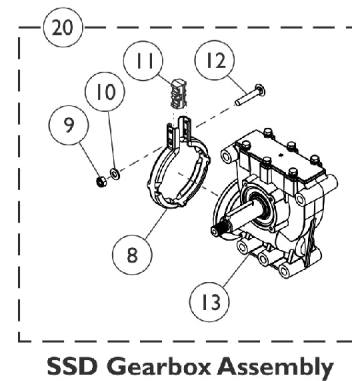
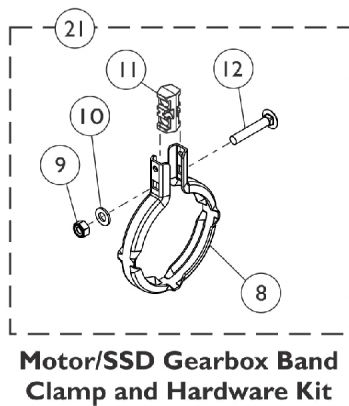
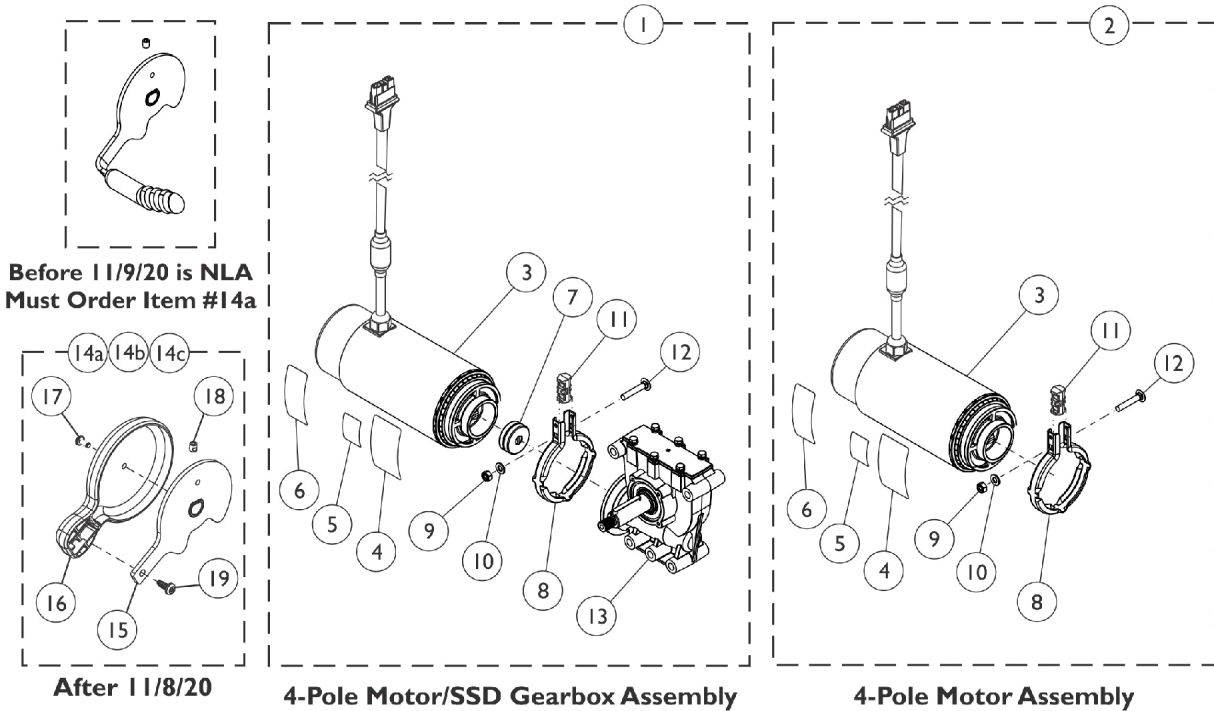
SHEP\_026A

## Locking Gas Cylinders

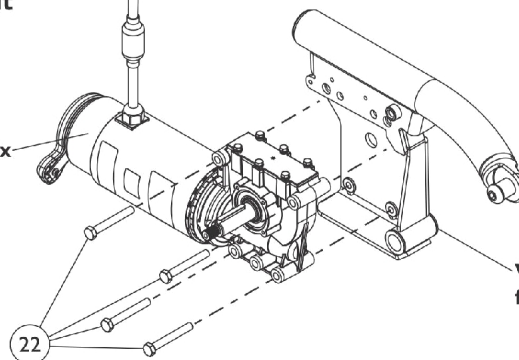
Item Number	Note	Part Number	Description	Quantity Per	
				Package	Assembly
1	A	60102821	Kit, Cylinder, Locking Gas w/ Mounting Hardware	1	1
2			Cylinder, Locking Gas	1	1
3			NLA - Screw, Socket Head w/ Patch (1/4-20 x 3/4")	1	4
4			Screw, Shoulder Hex Socket Head (5/16" x 2-1/2", 1/4-20)	1	2
5			Locknut (1/4-20)	1	2
1	B	60104713	Kit, Cylinder, Locking Gas w/ Mounting Hardware	1	1
2			Cylinder, Locking Gas	1	1
3			NLA - Screw, Socket Head w/ Patch (1/4-20 x 3/4")	1	4
4			Screw, Shoulder Hex Socket Head (5/16" x 2-1/2", 1/4-20)	1	2
5			Locknut (1/4-20)	1	2
NOTE: A - Includes items 2-5. Used for 300lb. Limit B - Includes items 2-5. Used for 400lb. Limit					

# Motors, 4-Pole, SSD Gearbox and Mounting Hardware

When installing a new Motor or Motor/Gearbox Assembly, the Motor will need to be calibrated with Invacare Tech. Services. A LAK is required to complete the calibration.



4-Pole Motor/SSD Gearbox  
Assembly shown for  
reference only



Walking Beam shown  
for reference only

SHEP\_363A

# Motors, 4-Pole, SSD Gearbox and Mounting Hardware

**When installing a new Motor or Motor/Gearbox Assembly, the Motor will need to be calibrated with Invacare Tech. Services. A LAK is required to complete the calibration.**

Item Number	Note	Part Number	Description	Quantity Per	
				Package	Assembly
1	A,B,I,L	60128539	Kit, 4-Pole Low Speed Motor/18:1 SSD Gearbox Assembly - Right	1	1
			4-Pole Low Speed Motor/18:1 SSD Gearbox Assembly - Right	1	1
			Decal, Motor Warning	1	1
			Decal, Push/Drive	1	1
			Sheet, Insert Parts Service	1	1
			Grease, Super Lube (1cc Tube)	1	1
			Label, Refer To User Manual	1	1
			Kit, 4-Pole Low Speed Motor/18:1 SSD Gearbox Assembly - Left	1	1
			4-Pole Low Speed Motor/18:1 SSD Gearbox Assembly - Left	1	1
1	A,B,I,L	60128540	Decal, Motor Warning	1	1
			Decal, Push/Drive	1	1
			Sheet, Insert Parts Service	1	1
			Grease, Super Lube (1cc Tube)	1	1
			Label, Refer To User Manual	1	1
			Kit, 4-Pole 5K Motor/23:1 SSD Gearbox Assembly - Right	1	1
			4-Pole 5K Motor/23:1 SSD Gearbox Assembly - Right	1	1
			Decal, Motor Warning	1	1
			Decal, Push/Drive	1	1
1	B,I,K,L	60104383	Sheet, Insert Parts Service	1	1
			Grease, Super Lube (1cc Tube)	1	1
			Label, Refer To User Manual	1	1
			Kit, 4-Pole 5K Motor/23:1 SSD Gearbox Assembly - Left	1	1
			4-Pole 5K Motor/23:1 SSD Gearbox Assembly - Left	1	1
			Decal, Motor Warning	1	1
			Decal, Push/Drive	1	1
			Sheet, Insert Parts Service	1	1
			Grease, Super Lube (1cc Tube)	1	1
1	B,I,K,L	60104384	Label, Refer To User Manual	1	1
			Kit, 4-Pole 5K Motor/23:1 SSD Gearbox Assembly - Left	1	1
			4-Pole 5K Motor/23:1 SSD Gearbox Assembly - Left	1	1
			Decal, Motor Warning	1	1
			Decal, Push/Drive	1	1
			Sheet, Insert Parts Service	1	1
			Grease, Super Lube (1cc Tube)	1	1
			Label, Refer To User Manual	1	1
			Kit, 4-Pole High Speed Motor/23:1 SSD Gearbox Assembly - Right	1	1
1	B,I,L,M	60126972	4-Pole High Speed Motor/23:1 SSD Gearbox Assembly - Right	1	1
			Decal, Motor Warning	1	1
			Decal, Push/Drive	1	1
			Sheet, Insert Parts Service	1	1



## Motors, 4-Pole, SSD Gearbox and Mounting Hardware

When installing a new Motor or Motor/Gearbox Assembly, the Motor will need to be calibrated with Invacare Tech. Services. A LAK is required to complete the calibration.

Item Number	Note	Part Number	Description	Quantity Per	
				Package	Assembly
1	B,I,L,M	60126973	Grease, Super Lube (1cc Tube)	1	1
			Label, Refer To User Manual	1	1
			Kit, 4-Pole High Speed Motor/23:1 SSD Gearbox Assembly - Left	1	1
			4-Pole High Speed Motor/23:1 SSD Gearbox Assembly - Left	1	1
			Decal, Motor Warning	1	1
			Decal, Push/Drive	1	1
			Sheet, Insert Parts Service	1	1
			Grease, Super Lube (1cc Tube)	1	1
			Label, Refer To User Manual	1	1
2	A,C,I,L	1195984	Kit, Motor Assembly, 4-Pole Low Speed	1	1
			Motor Assembly, 4-Pole Low Speed	1	1
			Decal, Motor Warning	1	1
			Decal, Push/Drive	1	1
			Label, Refer To User Manual	1	1
			Clamp, Band	1	1
			Locknut (M6 x 1)	1	1
			Washer, Plain (1/4 x 1/2 x 9/16")	1	1
			Spacer, Clamp, Molded	1	1
			Bolt, Round Head Square Neck (M6 x 1 x 35mm)	1	1
			Instruction Sheet, Installation	1	1
			Sheet, Insert Parts Service	1	1
			Grease, Super Lube (1cc Tube)	1	1
			Kit, Motor Assembly, 4-Pole 5K	1	1
			Motor Assembly, 4-Pole 5K	1	1
			Decal, Motor Warning	1	1
			Decal, Push/Drive	1	1
2	C,I,K,L	60104890	Label, Refer To User Manual	1	1
			Clamp, Band	1	1
			Locknut (M6 x 1)	1	1
			Washer, Plain (1/4 x 1/2 x 9/16")	1	1
			Bolt, Round Head Square Neck (M6 x 1 x 35mm)	1	1
			Instruction Sheet, Installation	1	1
			Sheet, Insert Parts Service	1	1
			Grease, Super Lube (1cc Tube)	1	1
			Kit, Motor Assembly, 4-Pole High Speed	1	1
			Motor Assembly, 4-Pole High Speed	1	1
			Decal, Motor Warning	1	1
			Decal, Push/Drive	1	1
			Label, Refer To User Manual	1	1
			Clamp, Band	1	1
			Locknut (M6 x 1)	1	1
			Washer, Plain (1/4 x 1/2 x 9/16")	1	1
			Bolt, Round Head Square Neck (M6 x 1 x 35mm)	1	1
2	C,I,L,M	1195983	Instruction Sheet, Installation	1	1
			Sheet, Insert Parts Service	1	1
			Grease, Super Lube (1cc Tube)	1	1
			Kit, Motor Assembly, 4-Pole High Speed	1	1
			Motor Assembly, 4-Pole High Speed	1	1
			Decal, Motor Warning	1	1
2	C,I,L,M	1195983	Decal, Push/Drive	1	1
			Label, Refer To User Manual	1	1
			Label, Refer To User Manual	1	1

# Motors, 4-Pole, SSD Gearbox and Mounting Hardware

**When installing a new Motor or Motor/Gearbox Assembly, the Motor will need to be calibrated with Invacare Tech. Services. A LAK is required to complete the calibration.**

Item Number	Note	Part Number	Description	Quantity Per			
				Package	Assembly		
7	A,E,I	1168883	Clamp, Band	1	1		
			Locknut (M6 x 1)	1	1		
			Washer, Plain (1/4 x 1/2 x 9/16")	1	1		
			Spacer, Clamp, Molded	1	1		
			Bolt, Round Head Square Neck (M6 x 1 x 35mm)	1	1		
			Instruction Sheet, Installation	1	1		
			Sheet, Insert Parts Service	1	1		
			Grease, Super Lube (1cc Tube)	1	1		
			Package, Coupling/Cup Assembly	10	1		
			20	A,D,I	1179219	Kit, SSD Gearbox Assembly, 18:1 - RWD/FWD-Right & CWD-Left	1
8	Clamp, Band	1	1				
9	Locknut (M6 x 1)	1	1				
10	Washer, Plain (1/4 x 1/2 x 9/16")	1	1				
11	Spacer, Clamp, Molded	1	1				
12	Bolt, Round Head Square Neck (M6 x 1 x 35mm)	1	1				
13	Gearbox Assembly, SSD, 18:1 - RWD/FWD-Right & CWD-Left	1	1				
20	E,I,K,N	1179220	Instruction Sheet, Installation			1	1
			Sheet, Insert Parts Service			1	1
			Grease, Super Lube (1cc Tube)			1	1
			Kit, SSD Gearbox Assembly, 18:1 - RWD/FWD-Left & CWD-Right	1	1		
			8	Clamp, Band	1	1	
			9	Locknut (M6 x 1)	1	1	
			10	Washer, Plain (1/4 x 1/2 x 9/16")	1	1	
			11	Spacer, Clamp, Molded	1	1	
			12	Bolt, Round Head Square Neck (M6 x 1 x 35mm)	1	1	
			13	Gearbox Assembly, SSD, 18:1 - RWD/FWD-Left & CWD-Right	1	1	
20	E,I,K,N	1179221	Instruction Sheet, Installation	1	1		
			Sheet, Insert Parts Service	1	1		
			Grease, Super Lube (1cc Tube)	1	1		
			Kit, SSD Gearbox Assembly, 23:1 - RWD/FWD-Right & CWD-Left	1	1		
			8	Clamp, Band	1	1	
			9	Locknut (M6 x 1)	1	1	
			10	Washer, Plain (1/4 x 1/2 x 9/16")	1	1	
			11	Spacer, Clamp, Molded	1	1	
			12	Bolt, Round Head Square Neck (M6 x 1 x 35mm)	1	1	
			13	Gearbox Assembly, SSD, 23:1 - RWD/FWD-Right & CWD-Left	1	1	

## Motors, 4-Pole, SSD Gearbox and Mounting Hardware

**When installing a new Motor or Motor/Gearbox Assembly, the Motor will need to be calibrated with Invacare Tech. Services. A LAK is required to complete the calibration.**

Item Number	Note	Part Number	Description	Quantity Per	
				Package	Assembly
20	E,I,K,N	1179222	Instruction Sheet, Installation	1	1
			Sheet, Insert Parts Service	1	1
			Grease, Super Lube (1cc Tube)	1	1
			Kit, SSD Gearbox Assembly, 23:1 - RWD/FWD-Left & CWD-Right	1	1
			Clamp, Band	1	1
			Locknut (M6 x 1)	1	1
			Washer, Plain (1/4 x 1/2 x 9/16")	1	1
			Spacer, Clamp, Molded	1	1
			Bolt, Round Head Square Neck (M6 x 1 x 35mm)	1	1
13			Gearbox Assembly, SSD, 23:1 - RWD/FWD-Left & CWD-Right	1	1
14a	F	60128457	Instruction Sheet, Installation	1	1
			Sheet, Insert Parts Service	1	1
			Grease, Super Lube (1cc Tube)	1	1
			Kit, Brake Lever Assembly, 4-Pole Motor (Pair)	1	1
			Brake Lever - Right	1	1
			Brake Lever - Left	1	1
			Cap, Brake Lever, Motor	1	2
			Screw, LG Phillips Head (M3.5 x 0.6 x 8mm)	1	2
			NLA - Screw, Set Socket Cup Point w/ Patch (M5 x .8 x 6mm)	1	2
19			Screw, LG Torx Socket Head Cap SC (M4.5 x 1.59 x 10mm)	1	2
14b	H	60128541	Sheet, Insert Parts Service	1	1
			Kit, Brake Lever Assembly - Right	1	1
			Brake Lever - Right	1	1
			Cap, Brake Lever, Motor	1	1
			Screw, LG Phillips Head (M3.5 x 0.6 x 8mm)	1	1
			NLA - Screw, Set Socket Cup Point w/ Patch (M5 x .8 x 6mm)	1	1
			Screw, LG Torx Socket Head Cap SC (M4.5 x 1.59 x 10mm)	1	1
			Sheet, Insert Parts Service	1	1
			Kit, Brake Lever Assembly - Left	1	1
15			Brake Lever - Left	1	1
16			Cap, Brake Lever, Motor	1	1
17			Screw, LG Phillips Head (M3.5 x 0.6 x 8mm)	1	1
18			NLA - Screw, Set Socket Cup Point w/ Patch (M5 x .8 x 6mm)	1	1
19			Screw, LG Torx Socket Head Cap SC (M4.5 x 1.59 x 10mm)	1	1

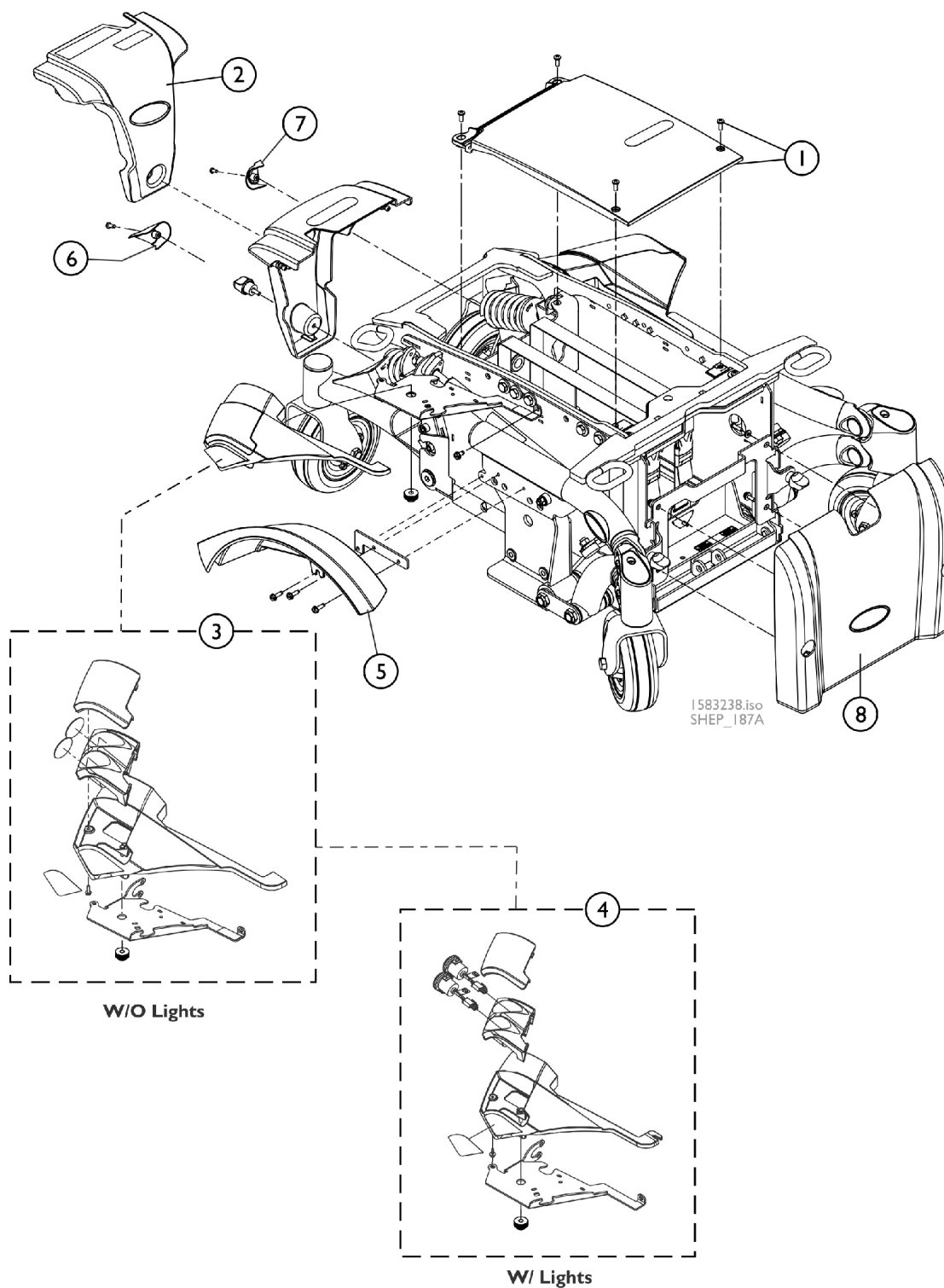
# Motors, 4-Pole, SSD Gearbox and Mounting Hardware

**When installing a new Motor or Motor/Gearbox Assembly, the Motor will need to be calibrated with Invacare Tech. Services. A LAK is required to complete the calibration.**

Item Number	Note	Part Number	Description	Quantity Per	
				Package	Assembly
21 8 9 10 11 12	G	1168884	Sheet, Insert Parts Service	1	1
			Kit, Motor/SSD Gearbox Band Clamp and Hardware	1	1
			Clamp, Band	1	1
			Locknut (M6 x 1)	1	1
			Washer, Plain (1/4 x 1/2 x 9/16")	1	1
			Spacer, Clamp, Molded	1	1
			Bolt, Round Head Square Neck (M6 x 1 x 35mm)	1	1
			Grease, Super Lube (1cc Tube)	1	1
			Instruction Sheet, Installation	1	1
22	J	60103209	Sheet, Insert Parts Service	1	1
			Package, Screw, Hex Head w/ Patch (M8 x 1.25 x 60mm) (Pkg. of 10)	10	4
			Package, Grease, Super Lube (1cc Tube) (Pkg. of 10)	10	1

NOTE: A - Used for 300 Lb. user weight limit.  
 B - Includes items 3-13, Super Lube Grease and Instruction Sheet. NOTE: Brake Lever is "not" included and must be ordered in Pairs (item 14a) for power wheelchairs manufactured Before 11/9/20. Brake Lever and motor clocking position changed.  
 C - Includes items 3-6, 8-12, Super Lube Grease and Instruction Sheet. NOTE: Brake Lever is "not" included and must be ordered in Pairs (item #14a) for power wheelchairs manufactured Before 11/9/20. Brake Lever and motor clocking position changed.  
 D - Includes items 8-13, Super Lube Grease and Instruction Sheet. NOTE: A left side gearbox that is used on RWD models is assembled to the right side of the wheelchair for TDX SP2 models.  
 E - Includes items 8-13, Super Lube Grease and Instruction Sheet. NOTE: A right side gearbox that is used on RWD models is assembled to the left side of the wheelchair for TDX SP2 models.  
 F - Includes items 15-19. Brake Lever Assembly (item 14a) CONVERTS Brake Levers made Before 11/9/20 to new design. Brake Lever and motor clocking position changed. Both Right and Left side must be ordered to match and have motors re-clocked to new position.  
 G - Includes items 8-12.  
 H - Power wheelchairs manufactured after 11/8/20 utilize a new brake lever and revised motor clocking position. It is not required to order "both" Right (item #14b) and Left (item #14c) Brake Lever Kits.  
 I - Before placing an order, it is recommended to call Invacare's Technical Service Department at (1-800-832-4707) to verify if the Motor, SSD Gearbox or the Motor/SSD Gearbox Assembly is needed.  
 J - Not Shown. Super Lube Grease is applied to the Gearbox Output Shaft and sold in a package of 10.  
 K - HSMTR High Speed Motor Option. Only used with 24TRY Option - 24 Group Style Tray (Wide Base 25.5")  
 L - When installing a new Motor or Motor/Gearbox Assembly, the Motor will need to be calibrated with Invacare Tech. Services. A LAK is required to complete the calibration.  
 M - Used for 450 Lb. user weight limit.  
 N - Used for HSMTR High Speed Motor Option 300 Lb. user weight limit.

# Shrouds without Mounting Hardware



## Shrouds without Mounting Hardware

Item Number	Note	Part Number	Description	Quantity Per	
				Package	Assembly
1	A	60102823	Kit, Shroud, Center w/ Hardware, Non-Elevate, Black, 22NF Narrow Battery Box	1	1
1	A	60102822	Kit, Shroud, Center w/ Hardware, Non-Elevate, Black, GP24 Wide Battery Box	1	1
2		See Chart	#2 Colored Rear Shroud w/ Decals and Screw Knob - 300 Lb. Limit	1	1
2		See Chart	#2 Colored Rear Shroud w/ Decals and Screw Knob (continued) - 300 Lb. Limit	1	1
2		See Chart	#2 Colored Rear Shroud w/ Decals and Screw Knob - 450 Lb. Limit	1	1
2		See Chart	#2 Colored Rear Shroud w/ Decals and Screw Knob (continued) - 450 Lb. Limit	1	1
3		See Chart	#3 Colored Bezel Shroud Assembly w/ Mounting Bracket Kit - w/o Light Option	1	1
3		See Chart	#3 Colored Bezel Shroud Assembly w/ Mounting Bracket Kit - w/o Light Option (continued)	1	1
4		See Chart	#4 Colored Bezel Shroud Assembly w/ Mounting Bracket Kit - w/ Light Option	1	1
4		See Chart	#4 Colored Bezel Shroud Assembly w/ Mounting Bracket Kit - w/ Light Option (continued)	1	1
		60102804	Kit, Cover, Lighting Bezel Lens - Right	1	1
		60102805	Kit, Cover, Lighting Bezel Lens - Left	1	1
		1183489	Decal, TDX SP2 - Right	1	1
		1183488	Decal, TDX SP2 - Left	1	1
5		See Chart	#5 Fender Shroud Assembly	1	1
5		See Chart	#5 Fender Shroud Assembly (continued)	1	1
6-7		See Chart	#6 and 7 Colored Rear Caps	1	1
6-7		See Chart	#6 and 7 Colored Rear Caps (continued)	1	1
8		See Chart	#8 Colored Front Shroud w/ Decals	1	1
8		See Chart	#8 Colored Front Shroud w/ Decals (cont.)	1	1
NOTE: A - Item #1 will include the Mounting Hardware					

## Shrouds without Mounting Hardware

### #2 Colored Rear Shroud w/ Decals and Screw Knob - 300 Lb. Limit

Description	Black Ice Glossy 163P	Rockstar Red 154P	Tangy Orange 155P	Monster Green 156P	Island Blue 157P	Lights Out Black Matte 158P	Whiteout 159P
Narrow Battery Box	60103197	60103188	60103189	60103190	60103191	60103192	60103193
Wide Battery Box	60103207	60103198	60103199	60103200	60103201	60103202	60103203

### #2 Colored Rear Shroud w/ Decals and Screw Knob (continued) - 300 Lb. Limit

Description	Invacare Blue 160P	Grape Jellybean 161P	SpaceStation Silver 162P
Narrow Battery Box	60103194	60103195	60103196
Wide Battery Box	60103204	60103205	60103206

# Shrouds without Mounting Hardware

## #2 Colored Rear Shroud w/ Decals and Screw Knob - 450 Lb. Limit

Description	Black Ice Glossy 163P	Rockstar Red 154P	Tangy Orange 155P	Monster Green 156P	Island Blue 157P	Lights Out Black Matte 158P	Whiteout 159P
Wide Battery Box	60108370 See Note(s) A	60108361 See Note(s) A	60108362 See Note(s) A	60108363 See Note(s) A	60108364 See Note(s) A	60108365 See Note(s) A	60108366 See Note(s) A
NOTE: A - Used only for Motion Concepts using the TDX SP2-HD Base Assembly							

## #2 Colored Rear Shroud w/ Decals and Screw Knob (continued) - 450 Lb. Limit

Description	Invacare Blue 160P	Grape Jellybean 161P	SpaceStation Silver 162P
Wide Battery Box	60108367 See Note(s) A	60108368 See Note(s) A	60108369 See Note(s) A
NOTE: A - Used only for Motion Concepts using the TDX SP2-HD Base Assembly			



# Shrouds without Mounting Hardware

## #3 Colored Bezel Shroud Assembly w/ Mounting Bracket Kit - w/o Light Option

Description	Black Ice Glossy 163P	Rockstar Red 154P	Tangy Orange 155P	Monster Green 156P	Island Blue 157P	Lights Out Black Matte 158P	Whiteout 159P
Right	60103186	60103168	60103170	60103172	60103174	60103176	60103178
Left	60103187	60103169	60103171	60103173	60103175	60103177	60103179

## #3 Colored Bezel Shroud Assembly w/ Mounting Bracket Kit - w/o Light Option (continued)

Description	Invacare Blue 160P	Grape Jellybean 161P	SpaceStation Silver 162P
Right	60103180	60103182	60103184
Left	60103181	60103183	60103185

# Shrouds without Mounting Hardware

## #4 Colored Bezel Shroud Assembly w/ Mounting Bracket Kit - w/ Light Option

Description	Black Ice Glossy 163P	Rockstar Red 154P	Tangy Orange 155P	Monster Green 156P	Island Blue 157P	Lights Out Black Matte 158P	Whiteout 159P
Right	60103270	60103252	60103254	60103256	60103258	60103260	60103262
Left	60103271	60103253	60103255	60103257	60103259	60103261	60103263

## #4 Colored Bezel Shroud Assembly w/ Mounting Bracket Kit - w/ Light Option (continued)

Description	Invacare Blue 160P	Grape Jellybean 161P	SpaceStation Silver 162P
Right	60103264	60103266	60103268
Left	60103265	60103267	60103269

## #5 Fender Shroud Assembly

Description	Black Ice Glossy 163P	Rockstar Red 154P	Tangy Orange 155P	Monster Green 156P	Island Blue 157P	Lights Out Black Matte 158P	Whiteout 159P
Right Side	60102686	60102677	60102678	60102679	60102680	60102681	60102682
Left Side	60102698	60102689	60102690	60102691	60102692	60102693	60102694

## #5 Fender Shroud Assembly (continued)

Description	Invacare Blue 160P	Grape Jellybean 161P	SpaceStation Silver 162P
Right Side	60102683	60102684	60102685
Left Side	60102695	60102696	60102697

# Shrouds without Mounting Hardware

## #6 and 7 Colored Rear Caps

Description	Black Ice Glossy 163P	Rockstar Red 154P	Tangy Orange 155P	Monster Green 156P	Island Blue 157P	Lights Out Black Matte 158P	Whiteout 159P
#6 Rear Cap - Right	60102737	60102728	60102729	60102730	60102731	60102732	60102733
#7 Rear Cap - Left	60102747	60102738	60102739	60102740	60102741	60102742	60102743

## #6 and 7 Colored Rear Caps (continued)

Description	Invacare Blue 160P	Grape Jellybean 161P	SpaceStation Silver 162P
#6 Rear Cap - Right	60102734	60102735	60102736
#7 Rear Cap - Left	60102744	60102745	60102746

# Shrouds without Mounting Hardware

## #8 Colored Front Shroud w/ Decals

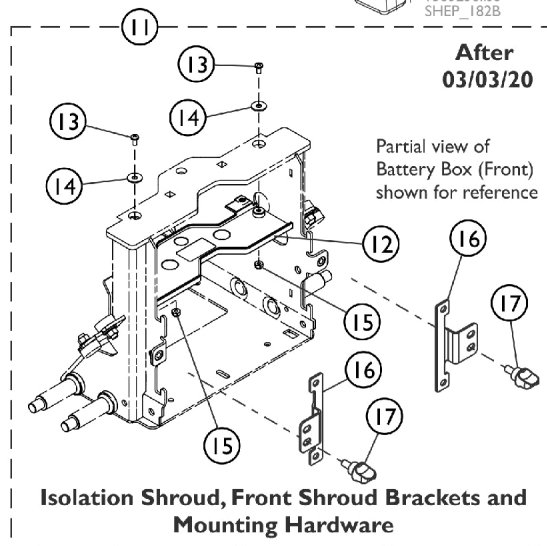
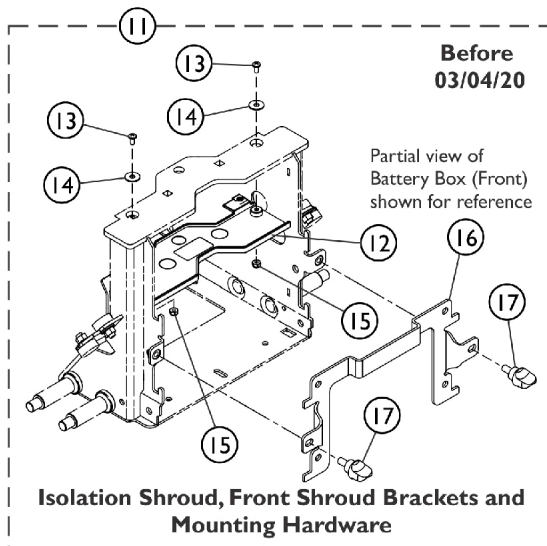
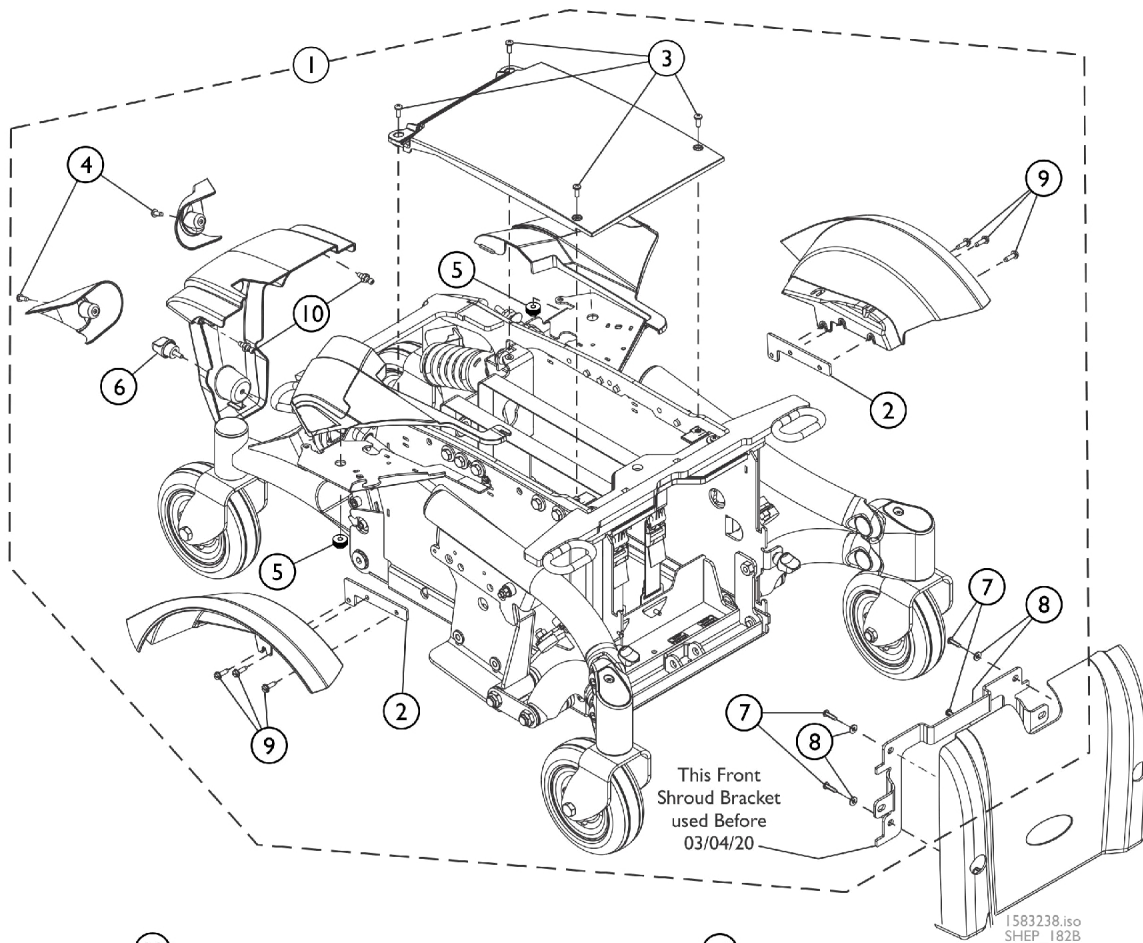
Description	Black Ice Glossy 163P	Rockstar Red 154P	Tangy Orange 155P	Monster Green 156P	Island Blue 157P	Lights Out Black Matte 158P	Whiteout 159P
Narrow Battery Box	60103227 See Note(s) A	60103218 See Note(s) A	60103219 See Note(s) A	60103220 See Note(s) A	60103221 See Note(s) A	60103222 See Note(s) A	60103223 See Note(s) A
Wide Battery Box	60103237 See Note(s) A	60103228 See Note(s) A	60103229 See Note(s) A	60103230 See Note(s) A	60103231 See Note(s) A	60103232 See Note(s) A	60103233 See Note(s) A
NOTE: A - As of 6/11/19 Notch located at the top center portion of the Narrow and Wide Front Shroud was removed and is backward compatible to wheelchairs manufactured before 6/11/19. Front Shroud includes the Invacare Logo Decal and Battery Wiring/Terminal information also.							

# Shrouds without Mounting Hardware

## #8 Colored Front Shroud w/ Decals (cont.)

Description	Invacare Blue 160P	Grape Jellybean 161P	SpaceStation Silver 162P
Narrow Battery Box	60103224 See Note(s) A	60103225 See Note(s) A	60103226 See Note(s) A
Wide Battery Box	60103234	60103235	60103236
NOTE: A - As of 6/11/19 Notch located at the top center portion of the Narrow Front Shroud was removed and is backward compatible to wheelchairs manufactured before 6/11/19. Front Shroud includes the Invacare Logo Decal and Battery Wiring/Terminal information also.			

# Shrouds Mounting Hardware

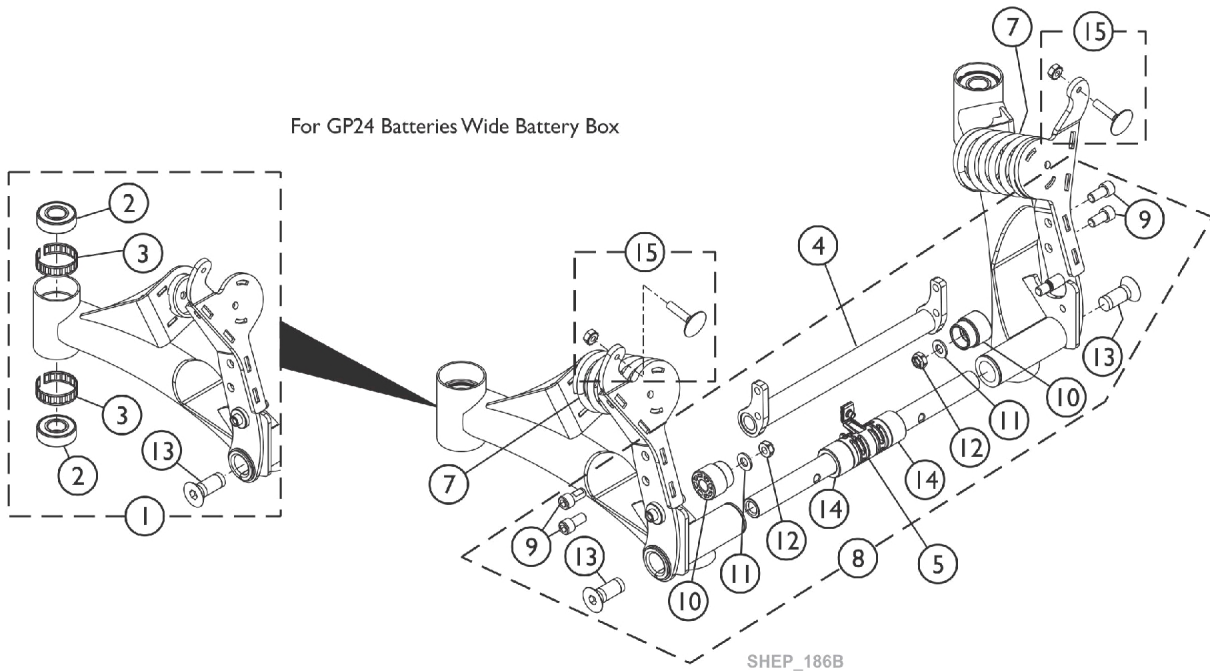
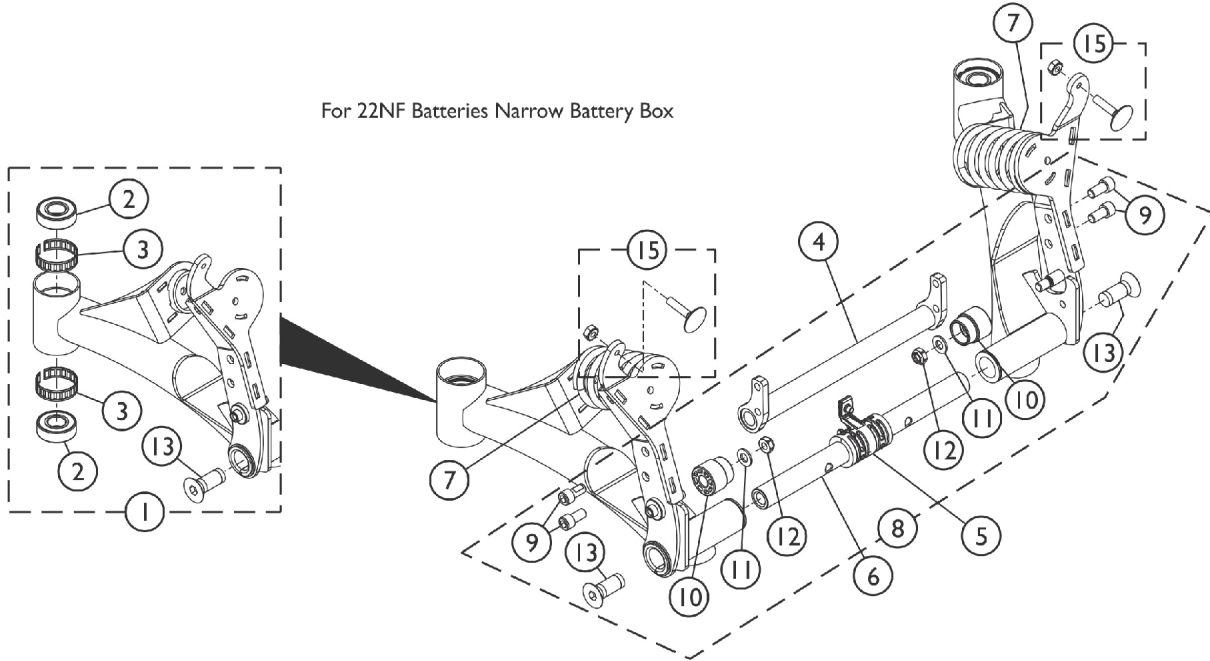


## Shrouds Mounting Hardware

Item Number	Note	Part Number	Description	Quantity Per			
				Package	Assembly		
1	A	60103272	Kit, Shroud Hardware	1	1		
2			Spacer, Shroud, Black	1	2		
3			Screw, Phillips Pan Head (#10-32 x 1/2")	1	4		
4			Screw, Phillips Pan Head Tap (#10-32 x 1/2")	1	2		
5			Nut, Knurled, Plastic (M5)	1	2		
6			Screw, Knob (10-32 x 1/2")	1	1		
7			Screw, Phillips Pan Head (#8-16 x 5/8")	1	4		
8			Washer, Steel (3/16 x 7/16 x 1/16")	1	4		
9			Screw, Slotted Hex Washer Head (#10-32 x 5/8")	1	6		
10			Stud, Snaploc Plastic	1	2		
11	B	60102806	Kit, Isolation Shroud and Front Shroud Bracket w/ Mounting Hardware, 22NF Narrow Battery Box	1	1		
12			Shroud, Isolation, 22NF Narrow Battery Box	1	1		
13			Screw, Phillips Pan Head (#10-32 x 3/8")	1	2		
14			Washer (1/4 x 23/32 x 1/16")	1	2		
15			Locknut (#10-32)	1	2		
16			Bracket, Shroud, Black, 22NF Narrow Battery Box	1	1		
17			Knob, Screw (5/16-18 x 5/8")	1	2		
11			B	60102807	Kit, Isolation Shroud and Front Shroud Bracket w/ Mounting Hardware, GP24 Wide Battery Box	1	1
12					Shroud, Isolation, GP24/3-22NF Batteries	1	1
13					Screw, Phillips Pan Head (#10-32 x 3/8")	1	2
14	Washer (1/4 x 23/32 x 1/16")	1			2		
15	Locknut (#10-32)	1			2		
16	Bracket, Shroud, Black, GP24 Wide Battery Box	1			1		
17	Knob, Screw (5/16-18 x 5/8")	1			2		
NOTE: A - Includes items 2-10. B - Used Before 03/04/20. Includes items 12-17. NOTE: Item #11 dated After 03/03/20 on the illustration is Non-Serviceable in the Field.							

## Rear Pivot Assembly

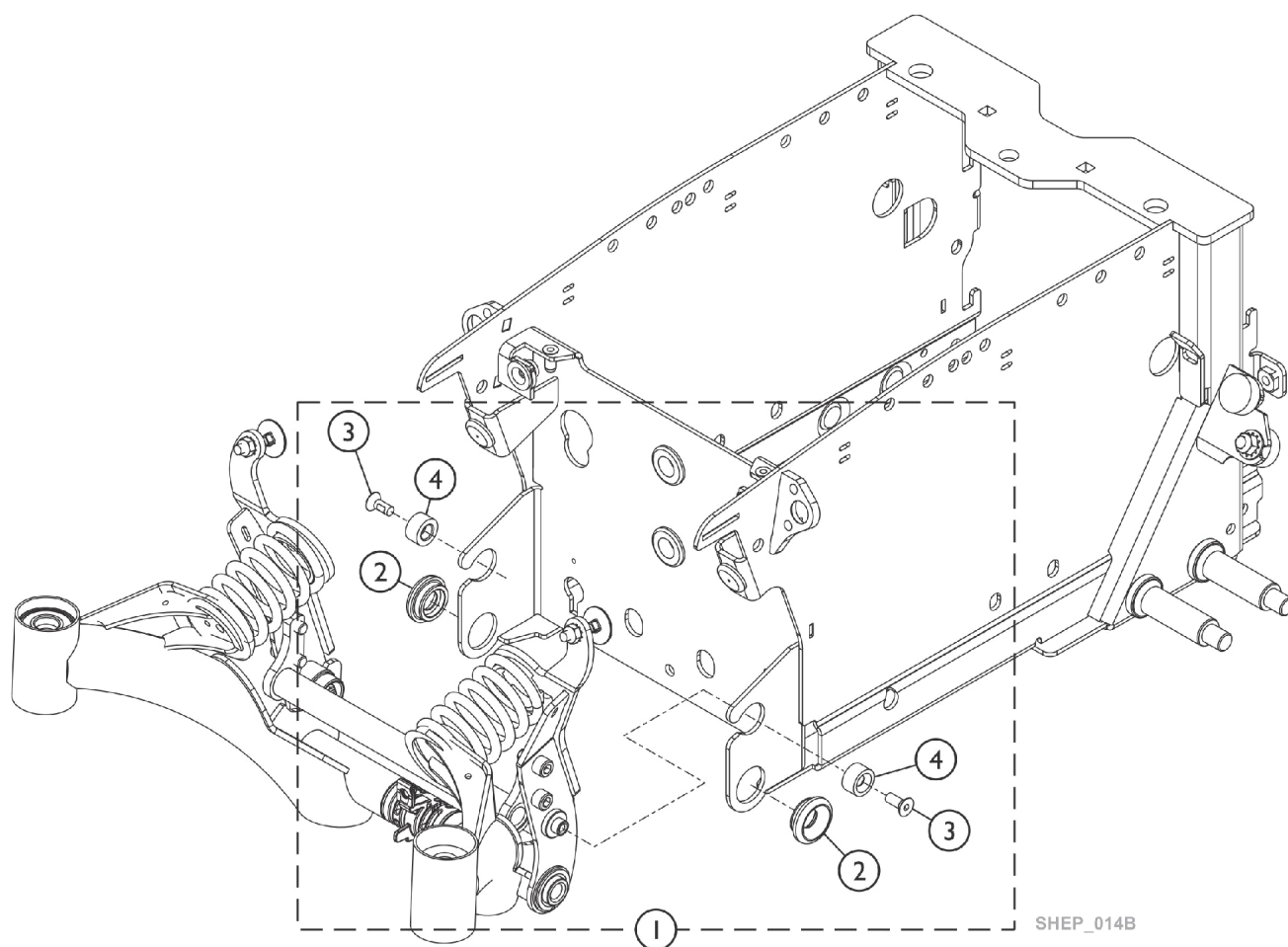
**NOTE:** TDX SP2 Rear Pivot Assembly is currently Non-Serviceable in the field. Power wheelchair must be returned to Invacare Corporation for repair.





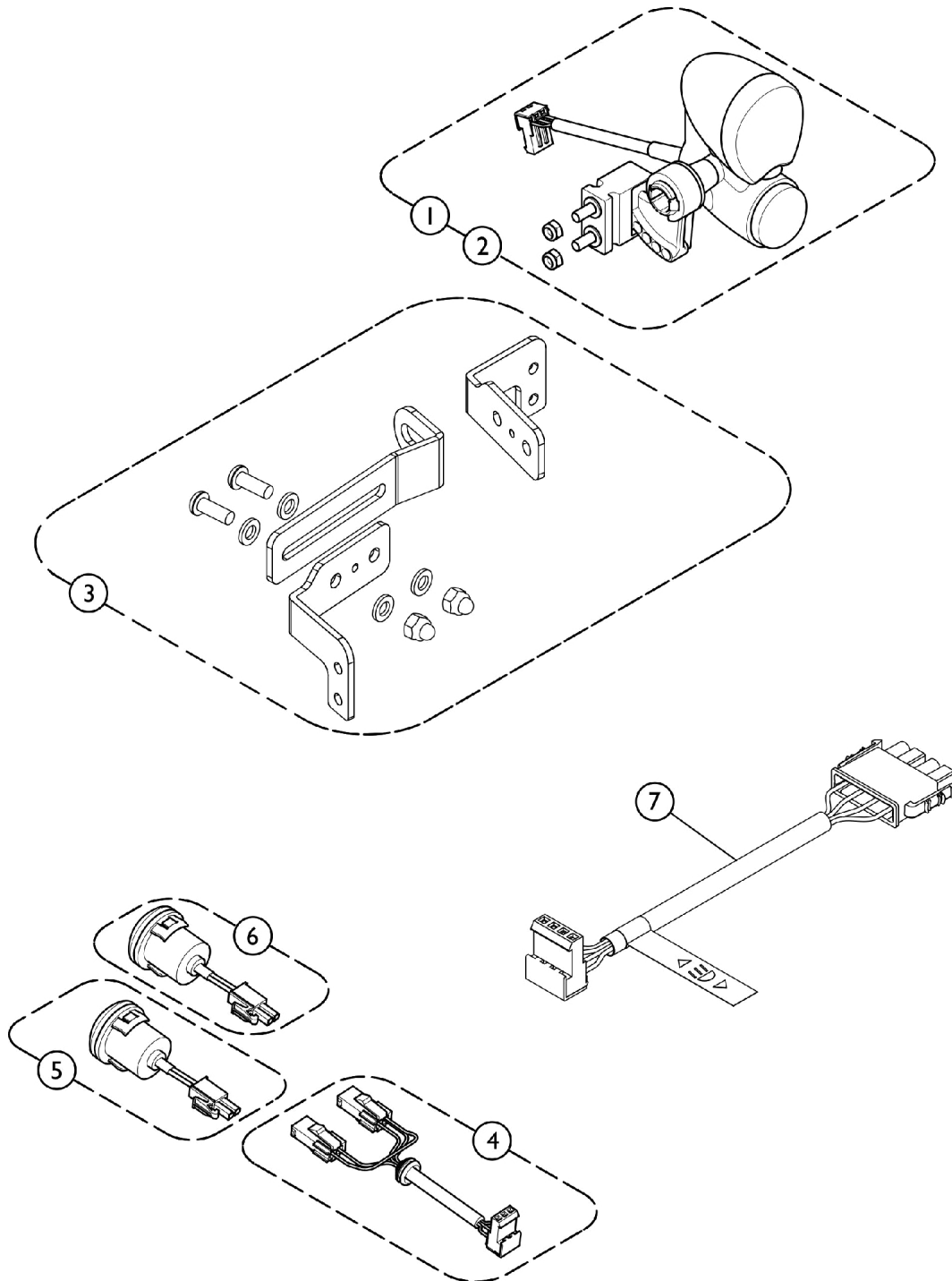
## Rear Pivot Assembly Mounting Hardware

**NOTE:** TDX SP2 Rear Pivot Assembly Mounting Hardware is currently Non-Serviceable in the field. Power wheelchair must be returned to Invacare Corporation for repair.



## Light System LED

**NOTE: Wheelchairs originally ordered without lights cannot be retrofitted in the field. To add lights the wheelchair must be returned to Invacare under Mechanical Repair.**



SHEP\_184A  
1583076.iso

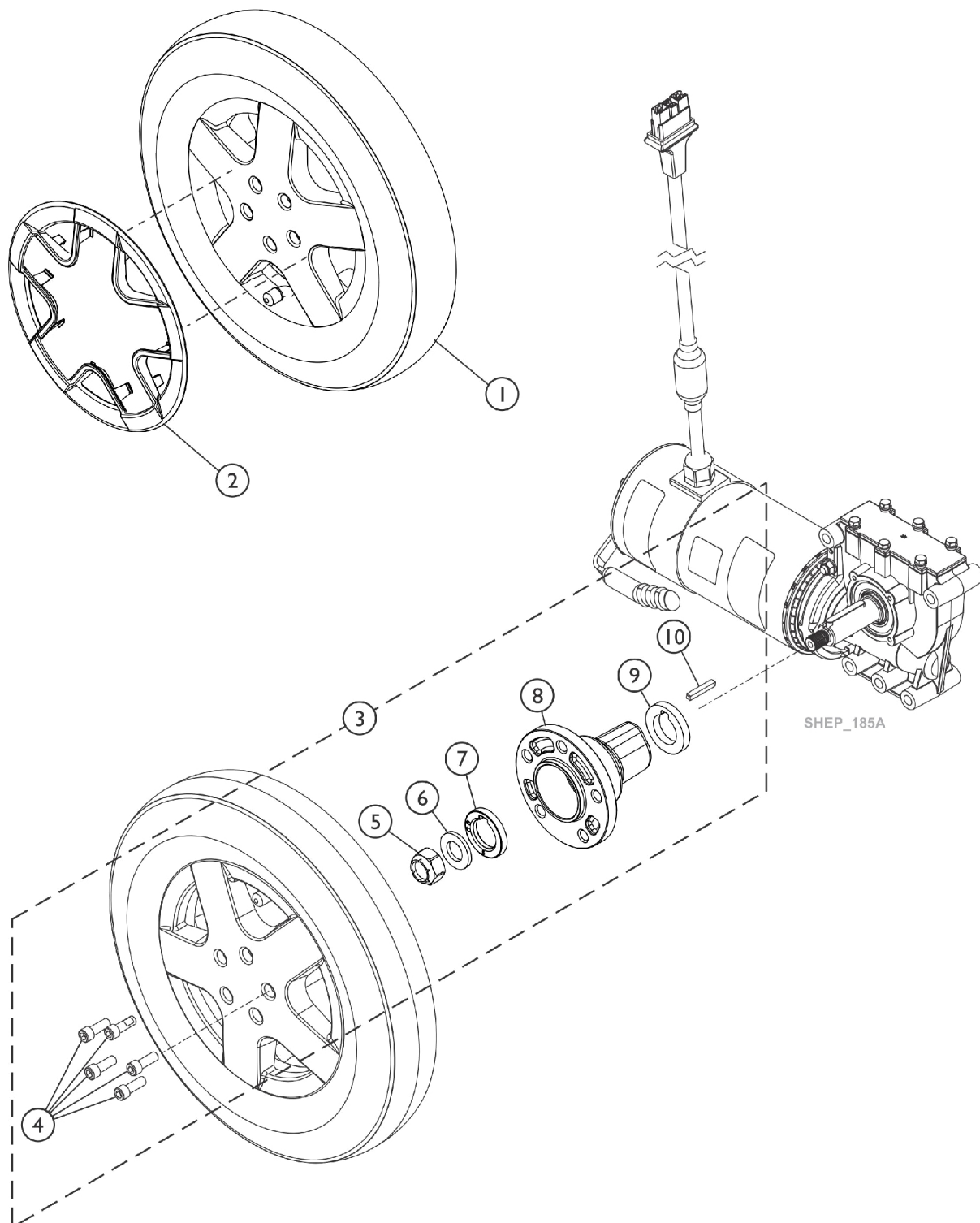
## Light System LED

**NOTE: Wheelchairs originally ordered without lights cannot be retrofitted in the field. To add lights the wheelchair must be returned to Invacare under Mechanical Repair.**

Item Number	Note	Part Number	Description	Quantity Per	
				Package	Assembly
1	A	60102602	Kit, Front Light, LED - Right	1	1
2		60102603	Kit, Front Light, LED - Left	1	1
3		60103249	Kit, Light Bracket Assembly, Right or Left	1	1
4		60102601	Kit, Cable, Rear Light LED	1	2
5		60102600	Kit, Rear Light	1	2
6		60102599	Kit, Turn Indicator	1	2
7		60102533	Kit, Light Cable Assembly	1	1
			Light Cable Assembly	1	1
			Sheet, Insert Parts Service	1	1

**NOTE:** A - Accommodates Right or Left side only. When replacing the hardware for both sides, order 2 ea. of item #3.

## Drive Wheels and Mounting Hardware (14" x 3")



## Drive Wheels and Mounting Hardware (14" x 3")

Item Number	Note	Part Number	Description	Quantity Per	
				Package	Assembly
1	A	60102669	Kit, Drive Wheel Assembly, Flat Free Gel Foam, Black Tire/Black Rim (14 x 3")	1	1
1	A	60102668	Kit, Drive Wheel Assembly, Pneumatic, Black Tire/Black Rim (14 x 3")	1	1
2		See Chart	#2 Drive Wheel Rim Insert (Colored)	1	1
2		See Chart	#2 Drive Wheel Rim Insert (Colored) continued	1	1
3	B	60103248	Kit, 4-Pole Motor Drive Wheel Mounting Hardware (14" x 3")	1	1
4			Screw, Socket Head w/ Patch (M8 x 1.25 x 25mm)	1	5
5			Locknut (M12 x 1.5)	1	1
6			Washer DIN 125-013 zc	1	1
7			Spacer, Hub (5mm)	1	1
8			Hub, Wheel (14" x 3")	1	1
9			Washer with Feather Nut	1	1
10			Key (6mm x 6mm x 40mm)	1	1
NOTE: A - Drive Wheel Assemblies are sold as complete assemblies only. B - Includes items 4-10.					

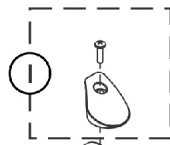
### #2 Drive Wheel Rim Insert (Colored)

Description	Black Ice Glossy 163P-R	Rockstar Red 154P-R	Tangy Orange 155P-R	Monster Green 156P-R	Island Blue 157P-R	Lights Out Black Matte 158P-R	Whiteout 159P-R
Drive Wheel Rim Insert	60102708	60102706	60102703	60102702	60102700	60102705	60102704

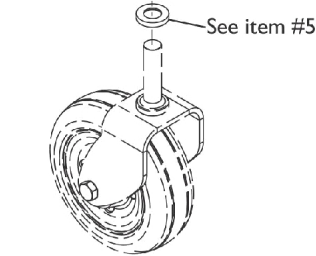
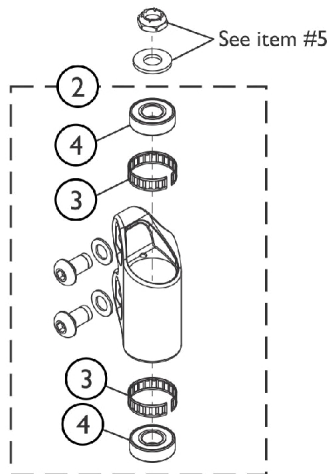
### #2 Drive Wheel Rim Insert (Colored) continued

Description	Invacare Blue 160P-R	Grape Jellybean 161P-R	SpaceStation Silver 162P-R
Drive Wheel Rim Insert	60102707	60102701	60102699

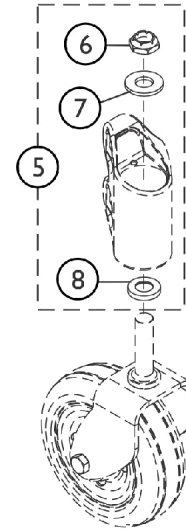
# Caster - 6" Front and Rear - Double Sided Fork



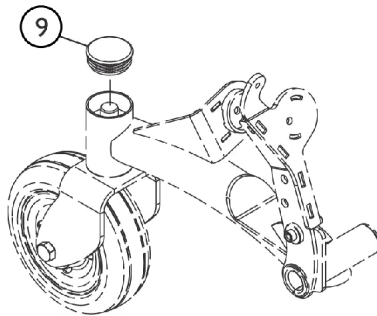
Front Head Tube Cap Kit



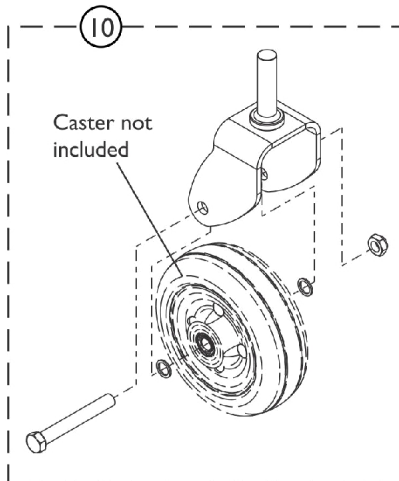
Front Head Tube Assembly Kit



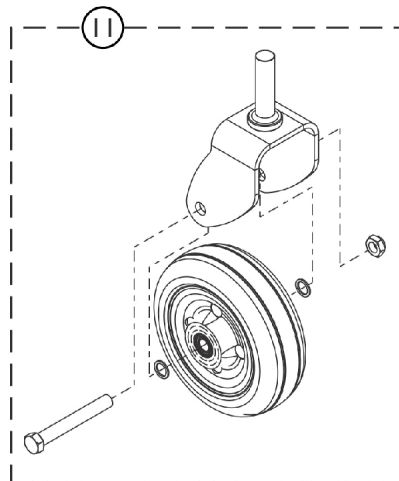
Fork Mounting Hardware Front and Rear



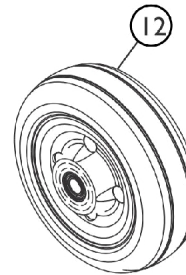
Rear Head Tube Cap



2-Sided Fork and Caster Hardware Kit (Standard)



2-Sided Fork w/ Caster and Hardware Kit (Standard)

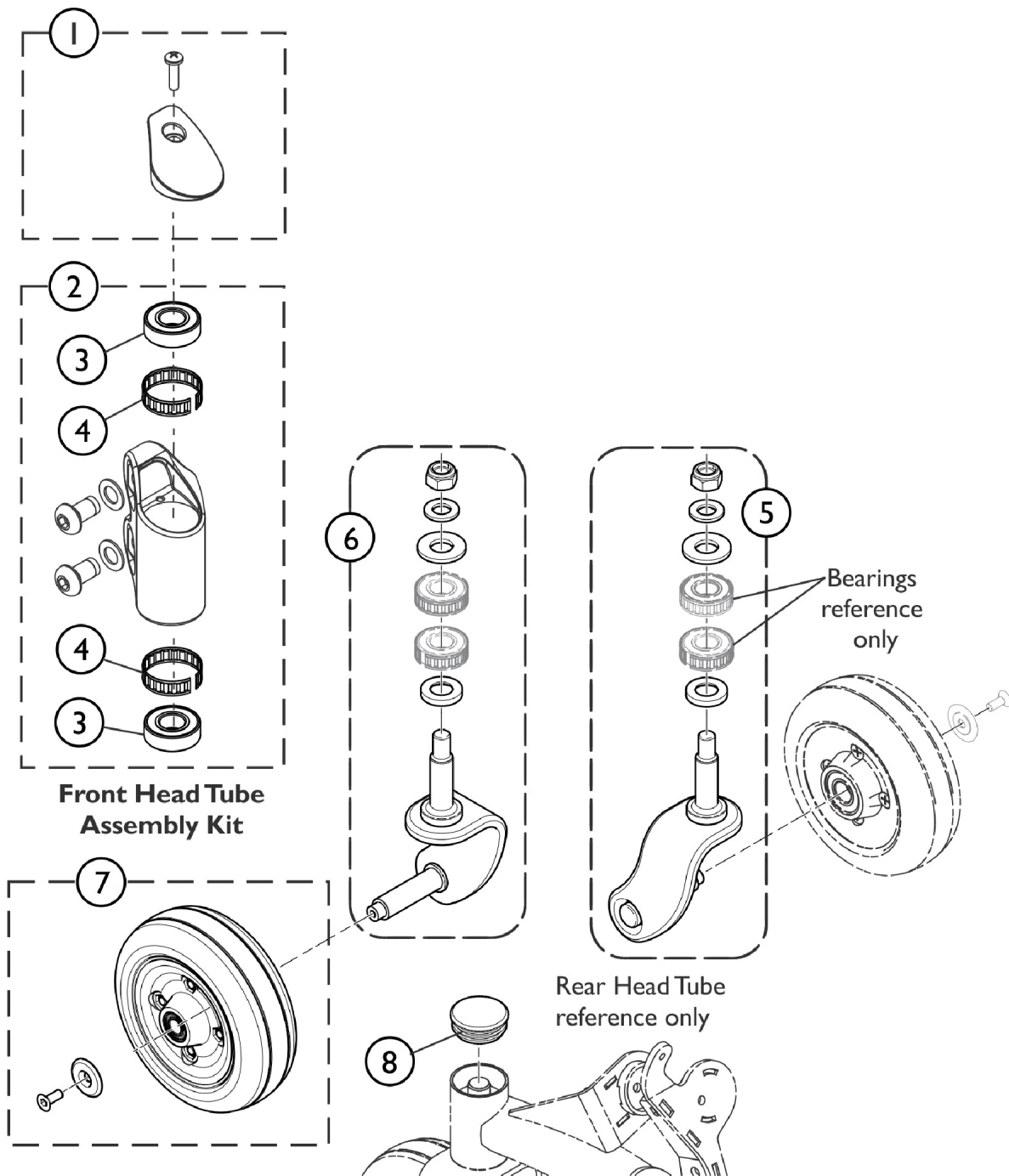


SHEP\_188B

## Caster - 6" Front and Rear - Double Sided Fork

Item Number	Note	Part Number	Description	Quantity Per	
				Package	Assembly
1		60102575	Kit, Head Tube Cap w/ Screw, Front - Right	1	1
1		60102577	Kit, Head Tube Cap w/ Screw, Front - Left	1	1
2	A	60102578	Kit, Front Head Tube Assembly - Right	1	1
2	A	60102576	Kit, Front Head Tube Assembly - Left	1	1
3		1110717	Ring, Tolerance	1	2
4		40117X006	Bearing (5/8")	1	2
5	D	1110684	Kit, Fork Mounting Hardware	1	1
6			Locknut (5/8-18)	1	1
7			Washer, Nylon (5/8 x 1-5/16 x 1/8")	1	1
8			Spacer, Stem (5/8 x 1-1/8 x 3/16")	1	1
9		60102818	Cap, Head Tube, Black	1	1
10		60102579	Kit, 2-Sided Fork and Caster Mounting Hardware	1	1
10	B	60102593	Kit, 2-Sided Fork, TRRO/TRBKTS and Caster Mounting Hardware	1	1
11	B	60102712	Kit, 2-Sided Fork, TRRO/TRBKTS w/ Caster Assembly and Hardware	1	1
12	C	60102604	Kit, Wheel Assembly, Urethane, Deep Profile, Black Tire/Black Hub (6" x 2")	1	1
<b>NOTE:</b> A - Includes the Front Head Tube, Hardware and items 3 and 4. The Front Head Tube contains two plastic flange bearings (not shown) that are press fitted into place and not sold separately B - The TRRO or TRBKTS option 2-sided fork will have stamped centered dimple on the side and radius outside edges C - Includes the Wheel Assembly w/ Bearings. D - Includes items 6-8					

# Caster - 6" Front and Rear - Single Sided Fork



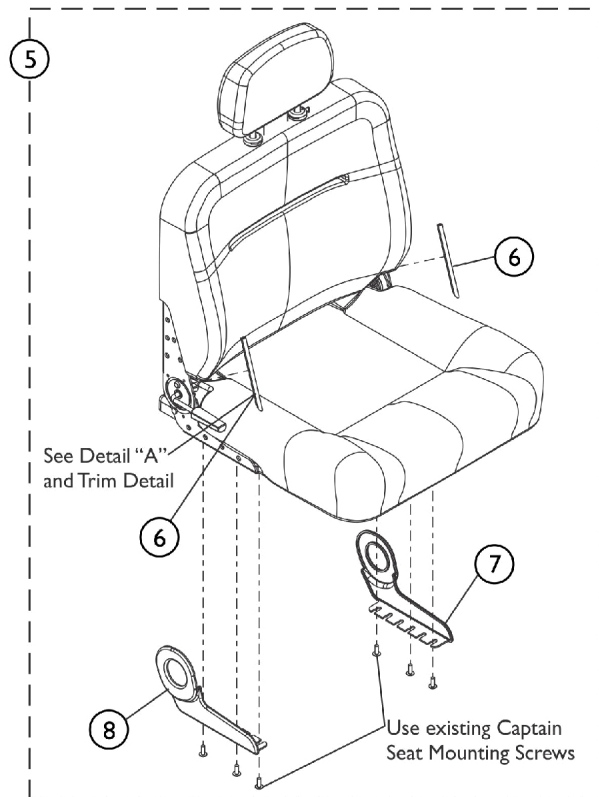
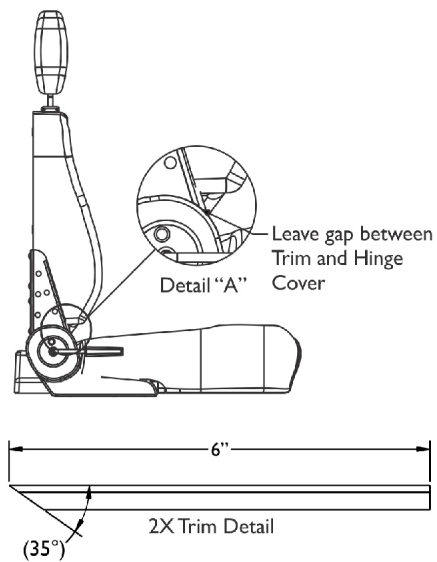
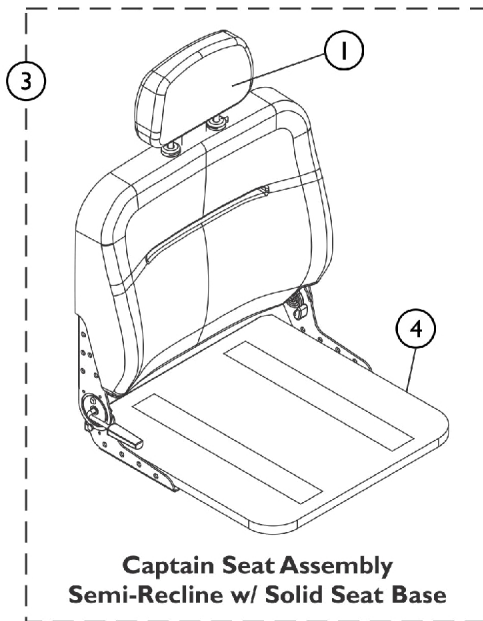
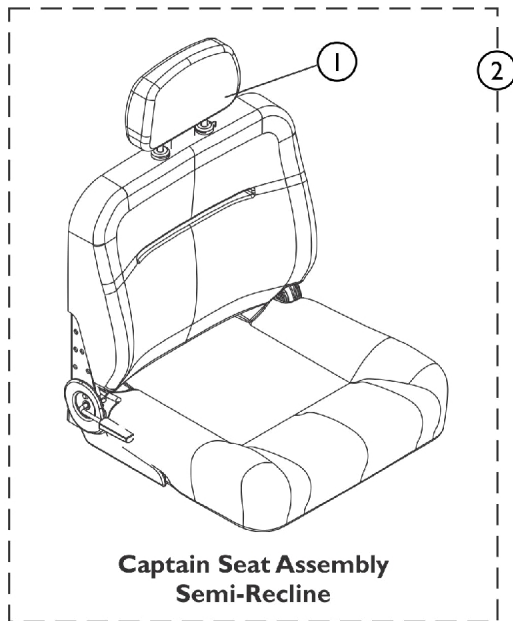
SHEP\_189A  
1641729.iso



## Caster - 6" Front and Rear - Single Sided Fork

Item Number	Note	Part Number	Description	Quantity Per	
				Package	Assembly
1		60102575	Kit, Head Tube Cap w/ Screw, Front - Right	1	1
1		60102577	Kit, Head Tube Cap w/ Screw, Front - Left	1	1
2	A	60102578	Kit, Front Head Tube Assembly - Right	1	1
2	A	60102576	Kit, Front Head Tube Assembly - Left	1	1
3		40117X006	Bearing (5/8")	1	2
4		1110717	Ring, Tolerance	1	2
5		60104599	Kit, Single Sided Fork Assembly w/ Hardware - Left	1	1
6		60104598	Kit, Single Sided Fork Assembly w/ Hardware - Right	1	1
7		60102605	Kit, Wheel w/ Bearings and Hardware, Black Tire and Black Rim (6" x 2")	1	1
8		60102818	Cap, Head Tube, Black	1	1
NOTE: A - Includes the Front Head Tube, Hardware and items 3 and 4. The Front Head Tube contains two plastic flange bearings (not shown) that are press fitted into place and not sold separately					

# Captain Seat Assembly



SHEP\_302A

# Captain Seat Assembly

Item Number	Note	Part Number	Description	Quantity Per	
				Package	Assembly
1		1108408	Extension, Backrest, Captain Seat, Grey Vinyl	1	1
2		See Chart	Captain Seat (Semi-Recline) Assembly	1	1
3		See Chart	Captain Seat (Semi-Recline) w/ Solid Seat Base Assembly	1	1
4	E	1159739	Base, Solid, Captain Seat, Grey Vinyl (18" W)	1	1
4	E	1159740	Base, Solid, Captain Seat, Grey Vinyl (20" W)	1	1
4	E	1159741	Base, Solid, Captain Seat, Grey Vinyl (22" W)	1	1
4	E,F	TBD24	Base, Solid, Captain Seat, Grey Vinyl (24" W)	1	1
	A,B	1116634	Bracket, Hinge w/ Lever, Semi-Recline - Right	1	1
	A,B	1116635	Bracket, Hinge w/o Lever, Semi-Recline - Left	1	1
	A,C	5000136	Screw, Phillips Truss Head (1/4-20 x 3/4")	1	14
5	D	60104868	Kit, Hinge Cover Assembly, Captain Seat	1	1
6			Trim, Edge w/ Adhesive (12" L)	1	1
7			Cover, Hinge, Captain Seat, Left	1	1
8			Cover, Hinge, Captain Seat, Right	1	1
NOTE: A - Not Shown B - Hinge Brackets used for ALL Semi-Recline Seat models. For attaching Hinge Bracket, see part number 5000136. C - Screw used for attaching Hinge Bracket(s) 1116634 and 1116635. Total of (7) required for each Bracket. D - Includes items 4-6. Each Hinge uses 6" Long Edge Trim. Cut Edge Trim before application. Hinge Cover Assembly comes standard on TRRO Option only. E - Seat Hinges are not included. F - TBD24 = To Be Determined. Currently not available.					

## Item #2 Captain Seat (Semi-Recline) Assembly

(Includes Item #1 Backrest Extension)

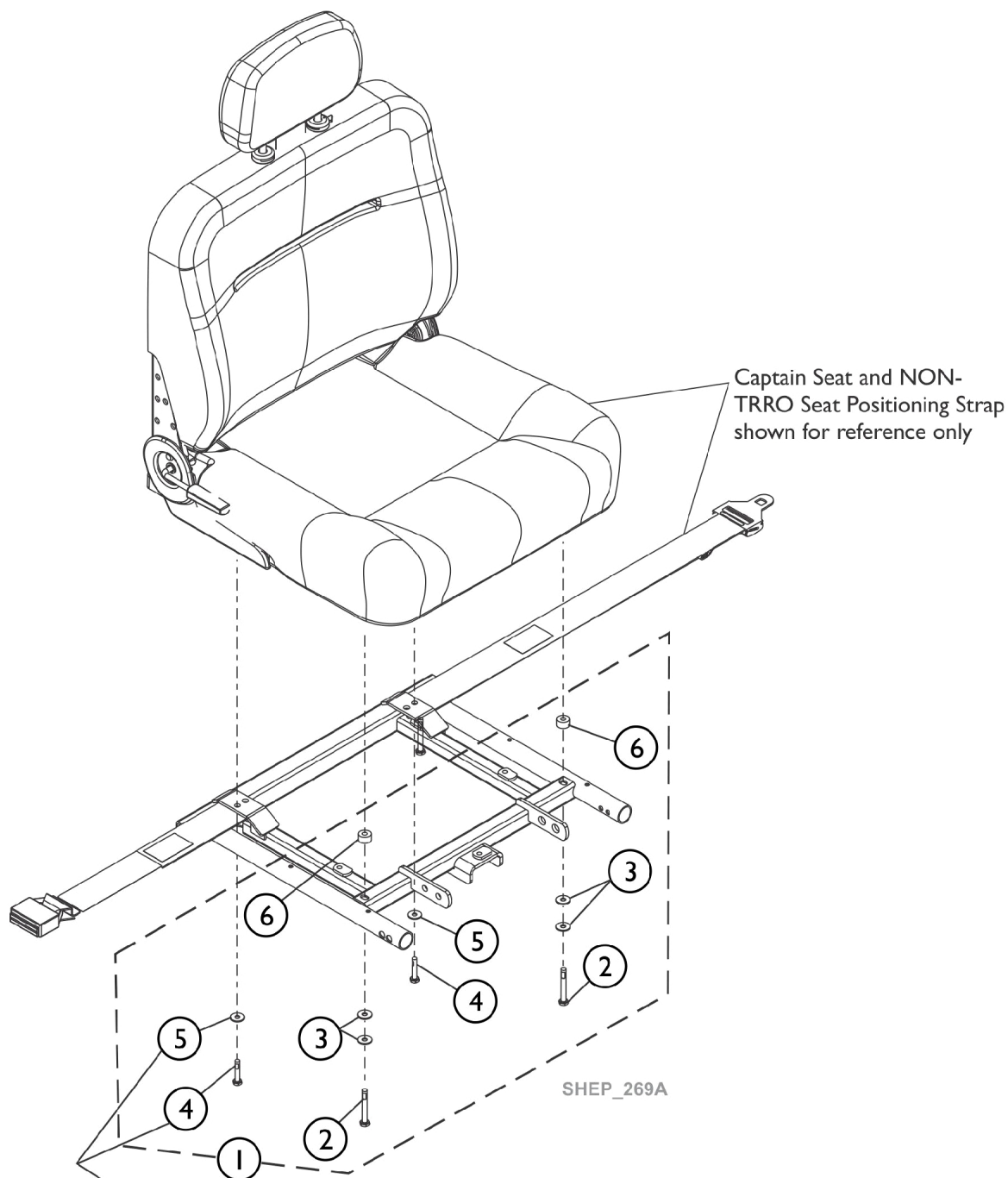
Upholstery Type	Captain Seat with Backrest 16" Wide	Captain Seat with Backrest 18" Wide	Captain Seat with Backrest 20" Wide	Captain Seat with Backrest 22" Wide	Captain Seat with Backrest 24" Wide
All Grey Vinyl	1150810	1109242	1159891	1109244	1123360
NOTE: Semi-recline Captain Seat reclines approximately 90-114 degrees. Adjustable depths are (16, 17, 18" deep for 16 & 18" wide seats) and (18, 19, 20" deep for 20, 22 and 24" wide seats). Recline release levers are standard on the right side. Left side release levers can be ordered as a special with a new Captain Seat.					

## #3 Captain Seat (Semi-Recline) w/ Solid Seat Base Assembly

(Includes Item #1 Backrest Extension)

Upholstery Type	Captain Seat w/ Solid Seat and Backrest 16" Wide	Captain Seat w/ Solid Seat and Backrest 18" Wide	Captain Seat w/ Solid Seat and Backrest 20" Wide	Captain Seat w/ Solid Seat and Backrest 22" Wide	Captain Seat w/ Solid Seat and Backrest 24" Wide
All Grey Vinyl	1150819	1150820	1159886	1150822	TBD See Note(s) A
NOTE: A - TBD = To Be Determined. Currently not available. NOTE: Semi-recline Captain Seat reclines approximately 90-114 degrees. Adjustable depths are (16, 17, 18" deep for 16 & 18" wide seats) and (18, 19, 20" deep for 20 & 22" wide seats). Recline release levers are standard on the right side. Left side release levers can be ordered as a special with a new Captain Seat.					

# Captain Seat Assembly Mounting Hardware - Non-Elevate & (Elevate w/ CTMT Front Riggings)

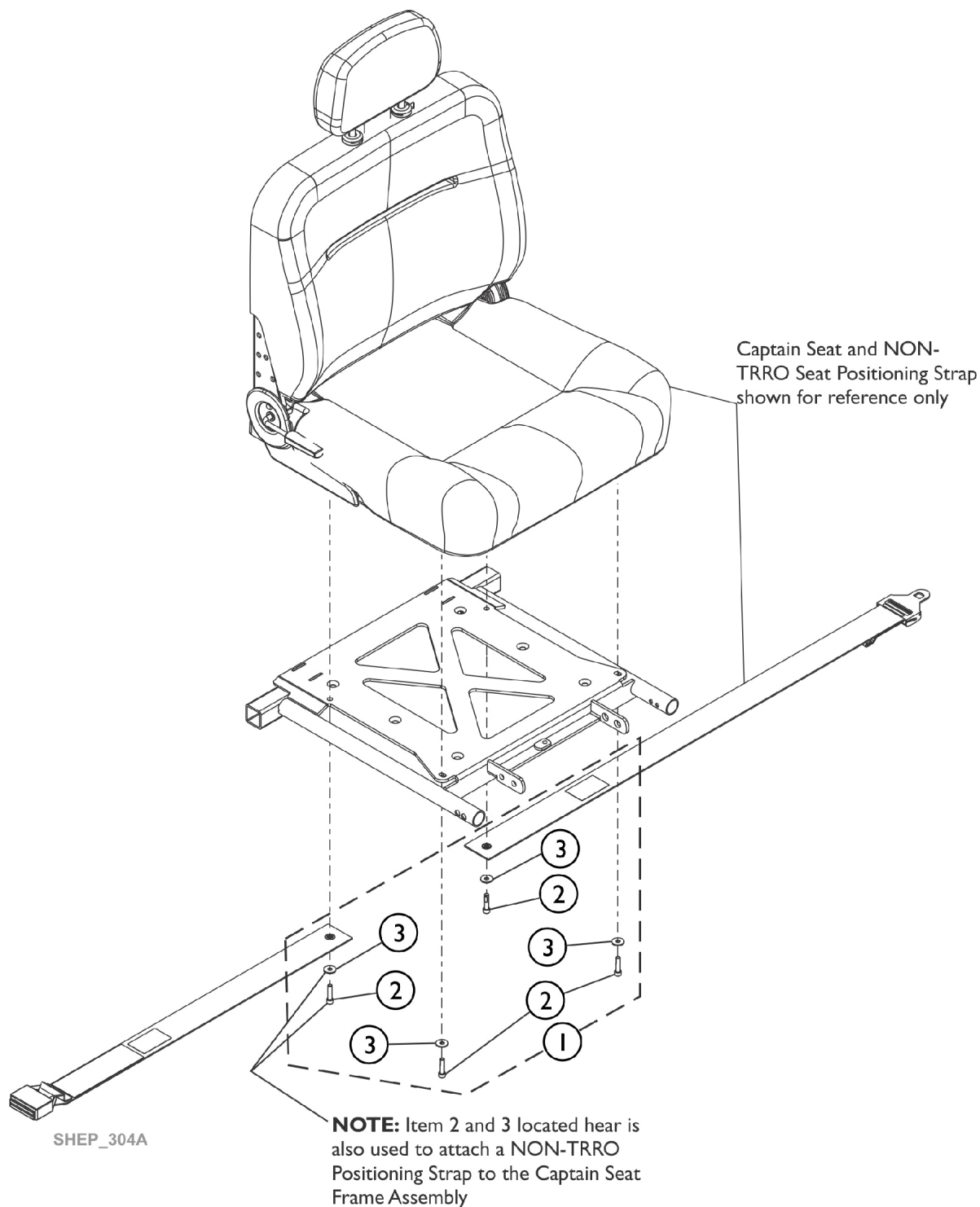


**NOTE:** Item 4 and 5 is also used to attach a NON-TRRO Positioning Strap to the Captain Seat Frame Assembly

## Captain Seat Assembly Mounting Hardware - Non-Elevate & (Elevate w/ CTMT Front Riggings)

Item Number	Note	Part Number	Description	Quantity Per	
				Package	Assembly
1	A	1147626	Kit, Captain Seat Mounting Hardware	1	1
2			Screw, Hex Head Cap w/ Patch (1/4-20 x 2-1/4")	1	2
3			Washer, Steel (1/4 x 5/8 x 3/32")	1	2
4			NLA - Screw, Hex Head Cap w/ Patch (1/4-20 x 1")	1	2
5			Washer (1/4 x 23/32 x 1/16")	1	2
6			NLA - Spacer (1/4 x 5/8 x 3/8")	1	2
NOTE: A - Includes items 2-6					

# Captain Seat Assembly Mounting Hardware - Elevate w/ 70NHD or FCMT90 Front Riggings

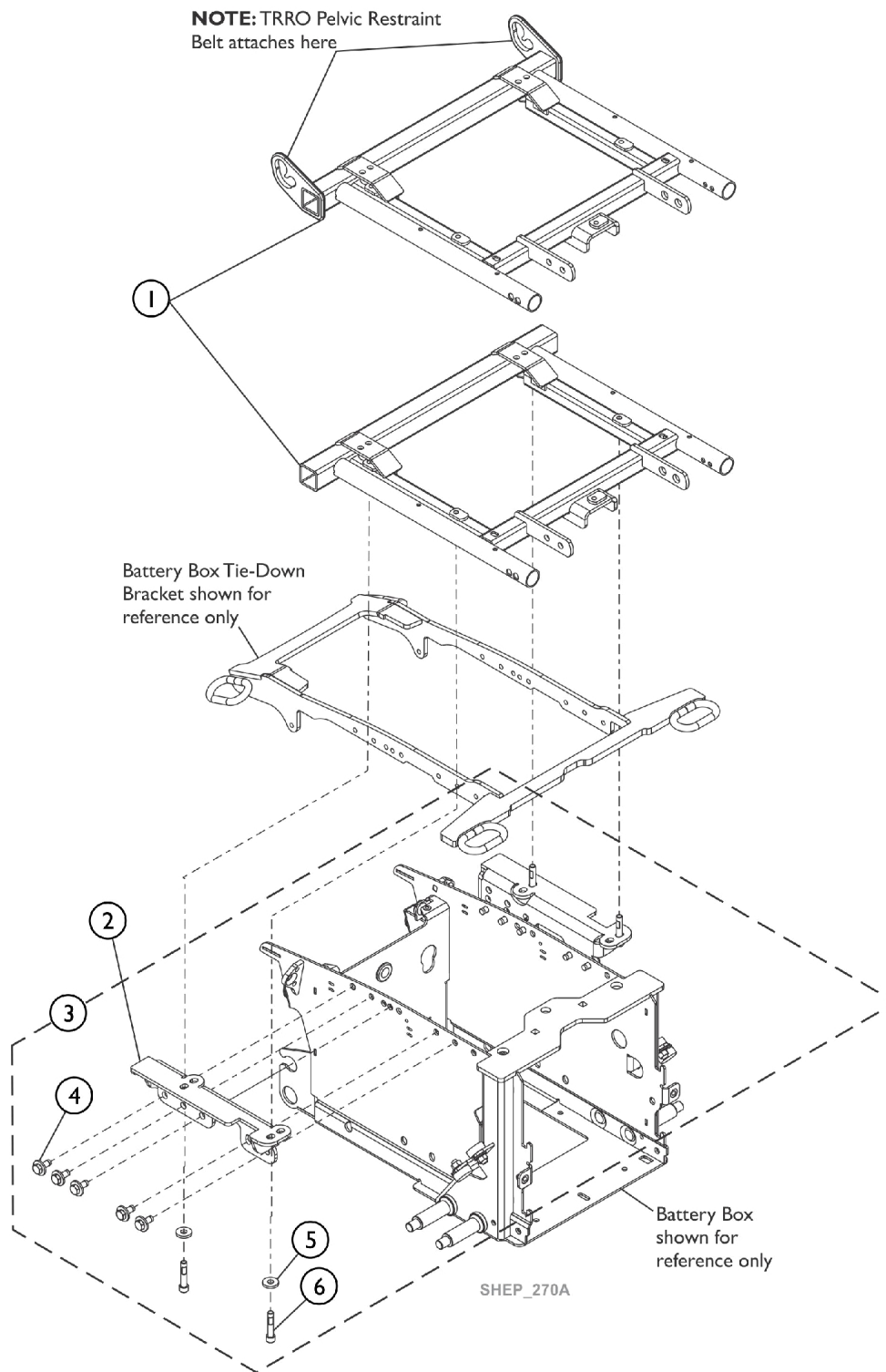


## Captain Seat Assembly Mounting Hardware - Elevate w/ 70NHD or FCMT90 Front Riggings

Item Number	Note	Part Number	Description	Quantity Per	
				Package	Assembly
1	A	60108439	Kit, Captain Seat Mounting Hardware, Elevate	1	1
2			NLA - Screw, Socket Head Cap w/ Patch (1/4-20 x 1")	1	4
3			Washer (1/4 x 23/32 x 1/16")	1	4
NOTE: A - Includes items 2 and 3.					

# Captain Seat Frame and Mounting Hardware

## Non-Elevate, TRBKTS or TRRO Option





## Captain Seat Frame and Mounting Hardware

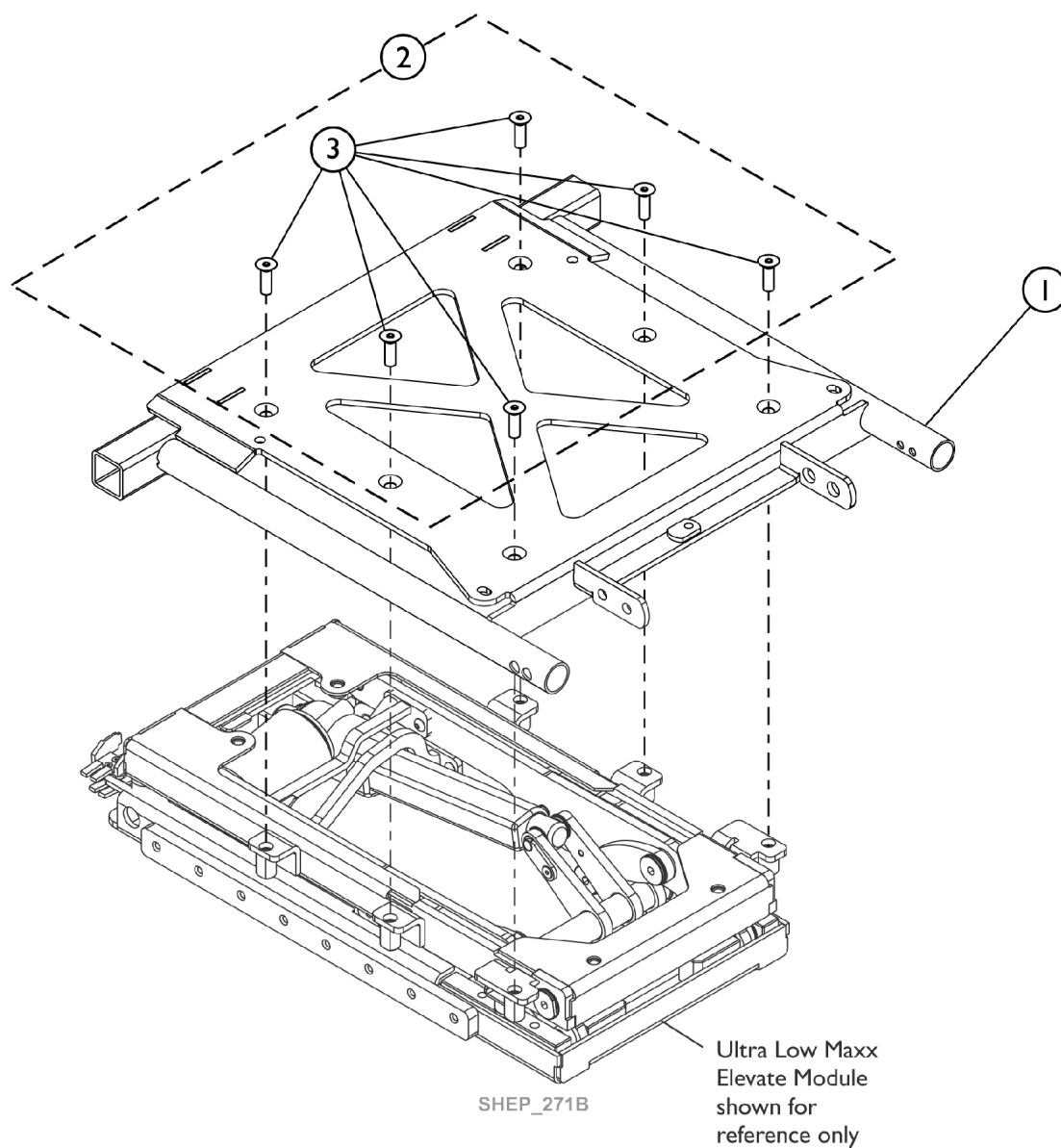
### Non-Elevate, TRBKTS or TRRO Option

Item Number	Note	Part Number	Description	Quantity Per	
				Package	Assembly
1		60104873	Kit, Frame, Captain Seat, Black (16" W)	1	1
1		60104874	Kit, Frame, Captain Seat, Black (18" W)	1	1
1		60104875	Kit, Frame, Captain Seat, Black (20" W)	1	1
1		60104876	Kit, Frame, Captain Seat, Black (22" W)	1	1
1		60108354	Kit, Frame, Captain Seat, Black, SP2 (24" W)	1	1
1		60104869	Kit, Frame, Captain Seat, Black, TRRO (16" W)	1	1
1		60104870	Kit, Frame, Captain Seat, Black, TRRO (18" W)	1	1
1		60104871	Kit, Frame, Captain Seat, Black, TRRO (20" W)	1	1
1		60104872	Kit, Frame, Captain Seat Black, TRRO (22" W)	1	1
1		60108353	Kit, Frame, Captain Seat, Black, TRRO, SP2 (24" W)	1	1
2	B	60104877	Kit, Bracket, Captain Seat Mounting, Black, Low S-T-F, Right	1	1
2	B	60104878	Kit, Bracket, Captain Seat Mounting, Black, Low S-T-F, Left	1	1
2	C	60104879	Kit, Bracket, Captain Seat Mounting, Black, Medium S-T-F, Right	1	1
2	C	60104880	Kit, Bracket, Captain Seat Mounting, Black, Medium S-T-F, Left	1	1
2	D	60104881	Kit, Bracket, Captain Seat Mounting, Black, High S-T-F, Right	1	1
2	D	60104882	Kit, Bracket, Captain Seat Mounting, Black, High S-T-F, Left	1	1
3	A	60104884	Kit, Captain Seat Frame Mounting Hardware, Non-Elevate	1	1
4			Screw, Hex Head SEMS w/ Patch (5/16-18 x 3/4")	1	10
5			Washer, Flat (21/64 x 53/64 x 7/64")	1	4
6			NLA - Screw, Socket Head w/ Patch (5/16-18 x 1-1/2")	1	4
NOTE: A - Includes items 4-6. B - Low Seat-to-Floor (S-T-F) = 22 1/2" C - Medium Seat-to-Floor (S-T-F) = 23 1/2" D - High/Tall Seat-to-Floor (S-T-F) = 24 1/2"					

# Captain Seat Frame and Mounting Hardware, Elevate

## For 70NHD/FCMT90 Front Riggings

Note: Ultra Low Elevate Module including the Elevate Actuator are Non-Serviceable in the Field.



# Captain Seat Frame and Mounting Hardware, Elevate

## For 70NHD/FCMT90 Front Riggings

**Note: Ultra Low Elevate Module including the Elevate Actuator are Non-Serviceable in the Field.**

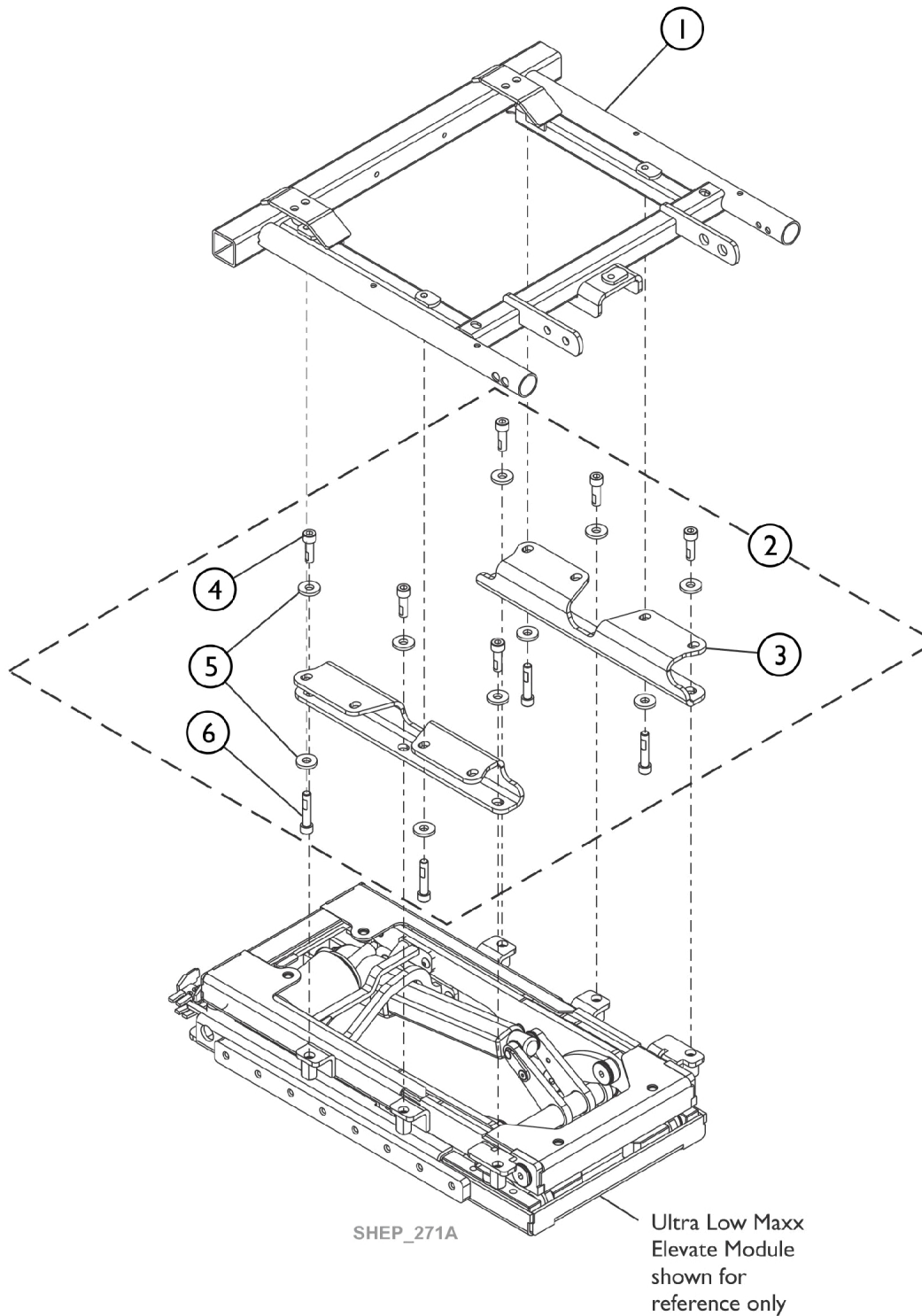
Item Number	Note	Part Number	Description	Quantity Per	
				Package	Assembly
1		60108443	Kit, Frame, Captain Seat, Black, Elevate (16" W)	1	1
1		60108444	Kit, Frame, Captain Seat, Black, Elevate (18" W)	1	1
1		60108445	Kit, Frame, Captain Seat, Black, Elevate (20" W)	1	1
1		60108446	Kit, Frame, Captain Seat, Black, Elevate (22" W)	1	1
1		60108447	Kit, Frame, Captain Seat, Black, Elevate 450Lb. (22" W)	1	1
1	B	60108448	Kit, Frame, Captain Seat, Black, Elevate (24" W)	1	1
2	A	60104883	Kit, Captain Seat Frame Mounting Hardware (Elevate)	1	1
3			Screw, Socket Flat Countersunk Head Cap (M8 x 1.25 x 25)	1	6

NOTE: A - Includes item #3.

B - 24" Wide only comes with one Captain Seat Frame that is standard for 450Lbs.

# Captain Seat & Mounting Hardware, Elevate For CTMT Front Riggings

**Note:** Ultra Low Elevate Module including the Elevate Actuator are Non-Serviceable in the Field.



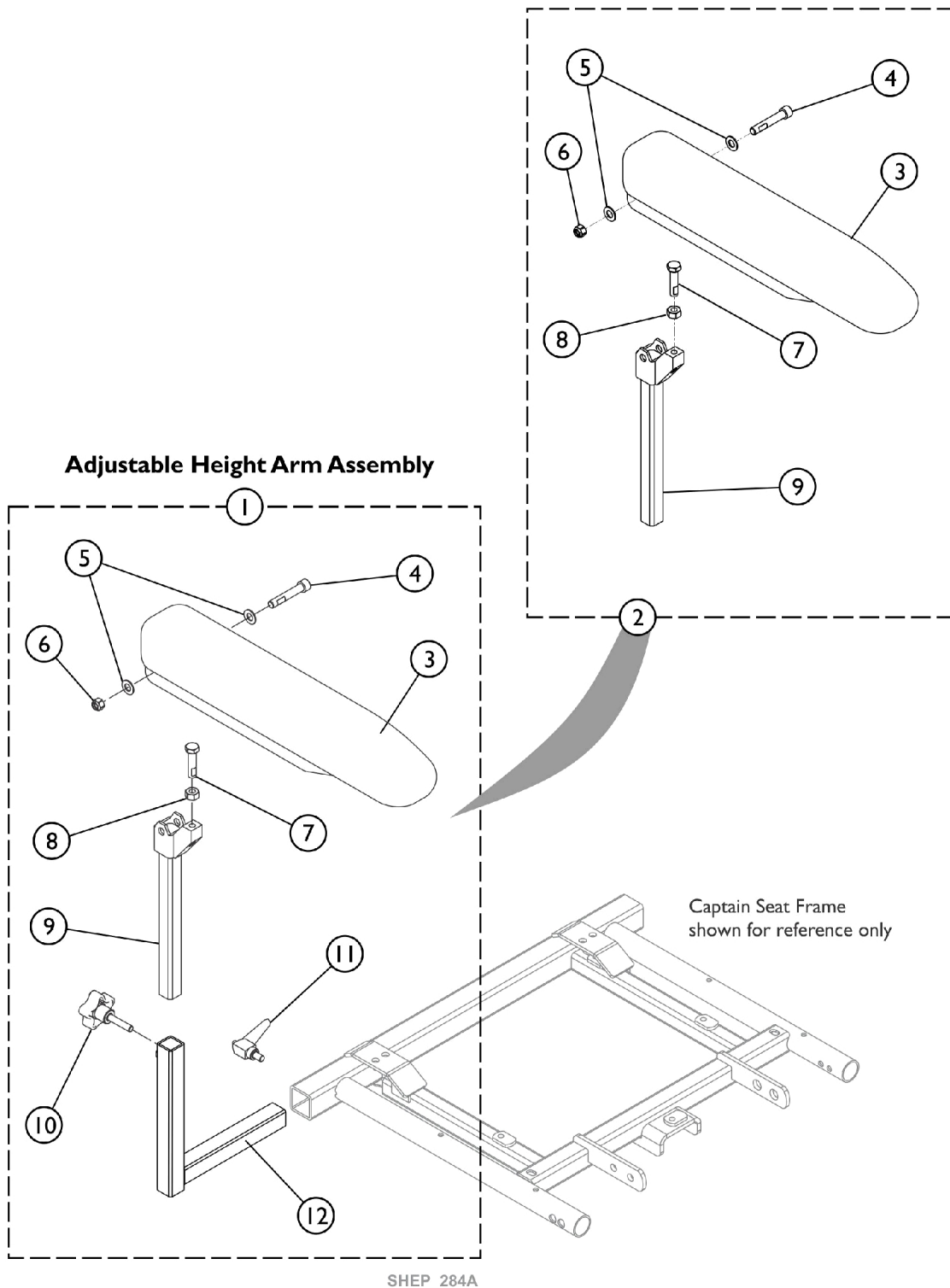
## Captain Seat & Mounting Hardware, Elevate For CTMT Front Riggings

**Note: Ultra Low Elevate Module including the Elevate Actuator are Non-Serviceable in the Field.**

Item Number	Note	Part Number	Description	Quantity Per	
				Package	Assembly
1	A	60104873	Kit, Frame, Captain Seat, Black (16" W)	1	1
1		60104874	Kit, Frame, Captain Seat, Black (18" W)	1	1
1		60104875	Kit, Frame, Captain Seat, Black (20" W)	1	1
1		60104876	Kit, Frame, Captain Seat, Black (22" W)	1	1
1		60108354	Kit, Frame, Captain Seat, Black, SP2 (24" W)	1	1
2		60108592	Kit, Captain Seat Frame Mounting Hardware (Elevate)	1	1
3			Bracket, Captain Seat Mounting, Elevate, Black	1	2
4			Screw, Socket Head w/ Patch (M8 x 1.25 x 25mm)	1	6
5			Washer, Flat (21/64 x 53/64 x 7/64")	1	10
6			NLA - Screw, Socket Head w/ Patch (5/16-18 x 1-1/2")	1	4

NOTE: A - Includes items 3-6.

# Arms - Captain Seat



SHEP\_284A

## Arms - Captain Seat

Item Number	Note	Part Number	Description	Quantity Per	
				Package	Assembly
1	A	See Chart	Item #1 Arm Assembly, Adjustable Height	1	1
2		1142487	Upper Arm Assembly, Desk Length (Right/Left)	1	1
3			Arm Pad, Desk Length, Black Urethane (12-1/4" L x 2-5/8" W)	1	1
4			Screw, Socket Head w/ Patch (5/16-18 x 1-3/4")	1	1
5			Washer, Flat (5/16 x 5/8 x 1/16")	1	2
6			Locknut (5/16-18)	1	1
7			Screw, Hex Head w/ Patch (5/16-18 x 1-1/4")	1	1
8			NLA - Nut, Hex (5/16-18)	1	1
9			Tube, Arm, Upper Adjustable Height, Black	1	1
2	A	1140426	Upper Arm Assembly, Full Length (Right/Left)	1	1
3			Arm Pad, Full Length, Urethane, Black (15" L x 2-5/8" W)	1	1
4			Screw, Socket Head w/ Patch (5/16-18 x 1-3/4")	1	1
5			Washer, Flat (5/16 x 5/8 x 1/16")	1	2
6			Locknut (5/16-18)	1	1
7			Screw, Hex Head w/ Patch (5/16-18 x 1-1/4")	1	1
8			NLA - Nut, Hex (5/16-18)	1	1
9			Tube, Arm, Upper Adjustable Height, Black	1	1
3		1139923	Arm Pad, Desk Length, Black Urethane (12-1/4" L x 2-5/8" W)	1	1
3		1139924	Arm Pad, Full Length, Urethane, Black (15" L x 2-5/8" W)	1	1
10		1114910	Knob, Adjustment, Black (5/16-18 x 3/4")	1	1
11		1114914	Handle, Release, Black (5/16-18 x 1/2")	1	1
12	C	1113646	Tube, Arm, Lower Adjustable Width, Black - Right	1	1
12	C	1113647	Tube, Arm, Lower Adjustable Width, Black - Left	1	1
	D	60108449	Kit, Lower Adjustable Width Arm Tube w/ Hardware, Black (Pair)	1	1
			Knob, Adjustment, Black (5/16-18 x 3/4")	1	2
			Handle, Release, Black (5/16-18 x 1/2")	1	2
			Tube, Arm, Lower Adjustable Width, Black - Right	1	1
			Tube, Arm, Lower Adjustable Width, Black - Left	1	1

NOTE: A - Includes items 2-6  
C - Item #12 is not sold separately for wheelchairs with Elevate Option.  
D - Part #60108449 used for wheelchairs with Non-Elevate Option only. The Lower Arm Tube horizontal tube measurement is longer than an Elevate Optioned wheelchair.

### Item #1 Arm Assembly, Adjustable Height

Wheelchair Option	Description	Right Side Part Number	Left Side Part Number
Non-Elevate	Desk Length Arm	1142494 See Note(s) A	1142495 See Note(s) A

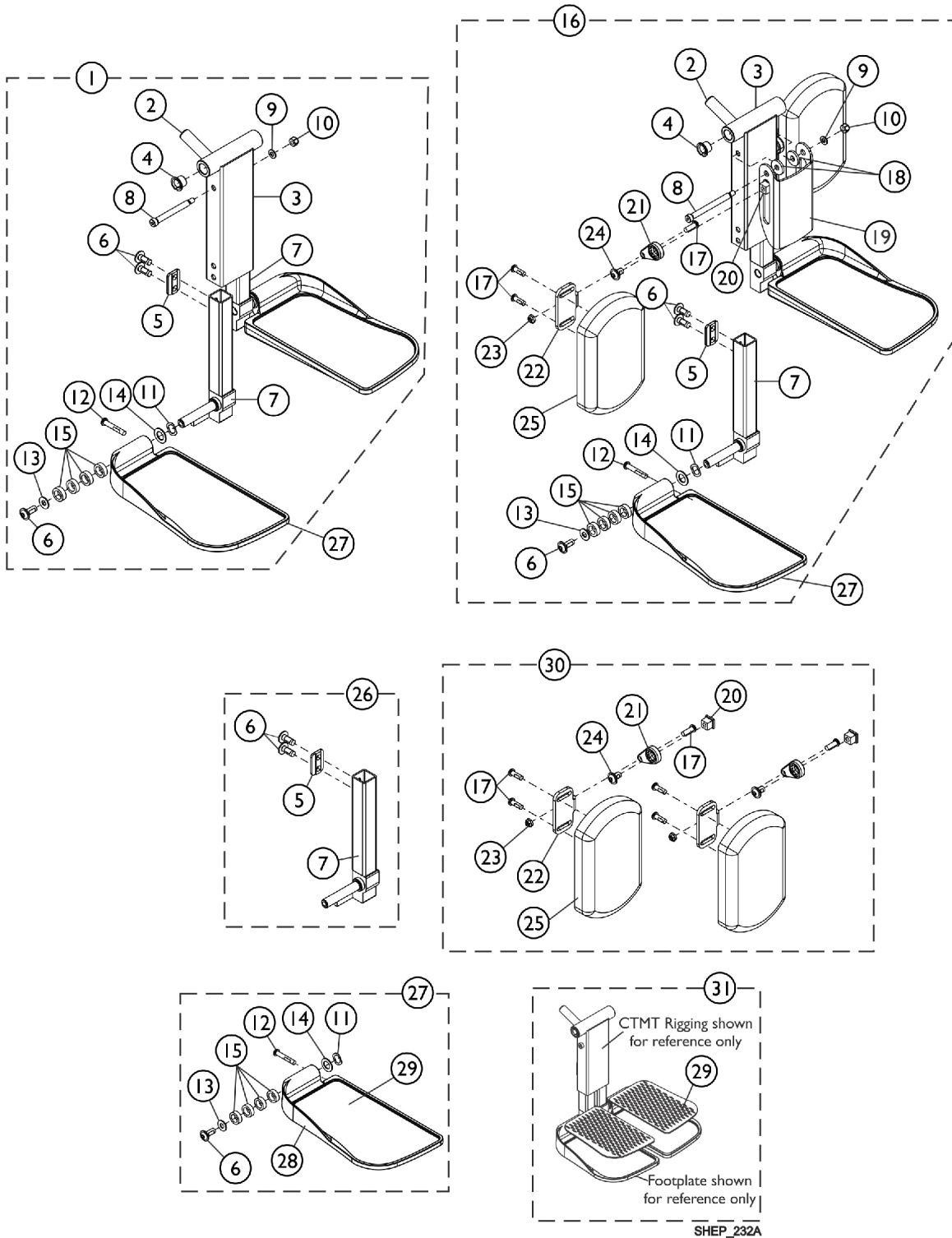
# Arms - Captain Seat

## Item #1 Arm Assembly, Adjustable Height

Wheelchair Option	Description	Right Side Part Number	Left Side Part Number
Non-Elevate	Full Length Arm	1142476 See Note(s) A	1142477 See Note(s) A
Elevate	Desk Length Arm	60108435 See Note(s) A, B	60108436 See Note(s) A, B
Elevate	Full Length Arm	60108437 See Note(s) B, A	60108438 See Note(s) A, B
NOTE: A - Includes items 2-12 B - Item #12 is not sold separately			



# Center Mount Rigging (CTMT-FJ/CTMT-F)



## Center Mount Rigging (CTMT-FJ/CTMT-F)

Item Number	Note	Part Number	Description	Quantity Per	
				Package	Assembly
1	A	60105180	Kit, Center Mount Front Rigging, Junior (CTMTJ/CTMT-FJ) ASBA/ADJASBA (9-1/2" - 11" Range)	1	1
2			Rack, Center Mount Rigging Angle Adjustable	1	1
3			Support, Footrest, Center Mount, Black - Short	1	1
4			Bearing, Flange (1/2 x 13/16 x 1/2")	1	2
5			Cleat, Button Head	1	2
6			Screw, Socket, Button Head w/ Patch (5/16-18 x 3/4")	1	6
7			Tube, Extension, Footrest, Short, Black - Right	1	1
7			Tube, Extension, Footrest, Short, Black - Left	1	1
8			Screw, Shoulder Hex Socket Head (5/16" x 2-1/2", 1/4-20)	1	1
9			Washer (1/4 x 1/2 x 1/16")	1	1
10			Locknut (1/4-20)	1	1
11			NLA - Washer, Wave (17/32 x 3/4 x 1/64")	1	2
12			Screw, Socket Button Head (1/4-20 x 1-1/2")	1	2
13			Washer, Nylon (5/16 x 11/16 x 1/16")	1	2
14			Washer (1/2 x 7/8 x 3/64")	1	2
15			Spacer, Nylon (1/2 x 3/4 x 1/4")	1	8
1	A	60105182	Kit, Center Mount Front Rigging (CTMT) (CTMT-F), ASBA/ADJASBA (11" - 15" Range)	1	1
2			Rack, Center Mount Rigging Angle Adjustable	1	1
3			Support, Footrest, Center Mount, Black - Regular	1	1
4			Bearing, Flange (1/2 x 13/16 x 1/2")	1	2
5			Cleat, Button Head	1	2
6			Screw, Socket, Button Head w/ Patch (5/16-18 x 3/4")	1	6
7			Tube, Extension, Footrest, Medium, Black - Right	1	1
7			Tube, Extension, Footrest, Medium, Black - Left	1	1
8			Screw, Shoulder Hex Socket Head (5/16" x 2-1/2", 1/4-20)	1	1
9			Washer (1/4 x 1/2 x 1/16")	1	1
10			Locknut (1/4-20)	1	1
11			NLA - Washer, Wave (17/32 x 3/4 x 1/64")	1	2
12			Screw, Socket Button Head (1/4-20 x 1-1/2")	1	2
13			Washer, Nylon (5/16 x 11/16 x 1/16")	1	2
14			Washer (1/2 x 7/8 x 3/64")	1	2
15			Spacer, Nylon (1/2 x 3/4 x 1/4")	1	8
16	B	60105181	Kit, Center Mount Front Rigging w/Calf Pad - Short (CTMTJ/CTMT-FJ) ASBA/ADJASBA (9-1/2" - 11" Range)	1	1
2			Rack, Center Mount Rigging Angle Adjustable	1	1
3			Support, Footrest, Center Mount, Black - Short	1	1
4			Bearing, Flange (1/2 x 13/16 x 1/2")	1	2
5			Cleat, Button Head	1	2

## Center Mount Rigging (CTMT-FJ/CTMT-F)

Item Number	Note	Part Number	Description	Quantity Per	
				Package	Assembly
6			Screw, Socket, Button Head w/ Patch (5/16-18 x 3/4")	1	6
7			Tube, Extension, Footrest, Short, Black - Right	1	1
7			Tube, Extension, Footrest, Short, Black - Left	1	1
8			Screw, Shoulder Hex Socket Head (5/16" x 3", 1/4-20)	1	1
9			Washer (1/4 x 1/2 x 1/16")	1	1
10			Locknut (1/4-20)	1	1
11			NLA - Washer, Wave (17/32 x 3/4 x 1/64")	1	2
12			Screw, Socket Button Head (1/4-20 x 1-1/2")	1	2
13			Washer, Nylon (5/16 x 11/16 x 1/16")	1	2
14			Washer (1/2 x 7/8 x 3/64")	1	2
15			Spacer, Nylon (1/2 x 3/4 x 1/4")	1	8
17			Screw, Socket Button Head w/ Patch (1/4-20 x 3/4")	1	6
18			Washer, Nylon (5/16 x 7/8 x 1/8")	1	2
19			Bracket, Calf Pad, Black	1	1
20			Nut, T (5/16-18)	1	2
21			Adjuster, Calf Pad	1	2
22			Bracket, Mounting, Calf Pad	1	2
23			NLA - Locknut (1/4-20)	1	2
24			Screw, Socket, Button Head w/ Patch (5/16-18 x 1/2")	1	2
25			Pad, Calf (4-1/2" W x 7-1/4" L)	1	2
16	B	60105183	Kit, Center Mount Front Rigging w/Calf Pad - Medium (CTMT) (CTMT-F), ASBA/ADJASBA (11" - 15" Range)	1	1
2			Rack, Center Mount Rigging Angle Adjustable	1	1
3			Support, Footrest, Center Mount, Black - Regular	1	1
4			Bearing, Flange (1/2 x 13/16 x 1/2")	1	2
5			Cleat, Button Head	1	2
6			Screw, Socket, Button Head w/ Patch (5/16-18 x 3/4")	1	6
7			Tube, Extension, Footrest, Medium, Black - Right	1	1
7			Tube, Extension, Footrest, Medium, Black - Left	1	1
8			Screw, Shoulder Hex Socket Head (5/16" x 3", 1/4-20)	1	1
9			Washer (1/4 x 1/2 x 1/16")	1	1
10			Locknut (1/4-20)	1	1
11			NLA - Washer, Wave (17/32 x 3/4 x 1/64")	1	2
12			Screw, Socket Button Head (1/4-20 x 1-1/2")	1	2
13			Washer, Nylon (5/16 x 11/16 x 1/16")	1	2
14			Washer (1/2 x 7/8 x 3/64")	1	2
15			Spacer, Nylon (1/2 x 3/4 x 1/4")	1	8
17			Screw, Socket Button Head w/ Patch (1/4-20 x 3/4")	1	6
18			Washer, Nylon (5/16 x 7/8 x 1/8")	1	2

## Center Mount Rigging (CTMT-FJ/CTMT-F)

Item Number	Note	Part Number	Description	Quantity Per	
				Package	Assembly
19			Bracket, Calf Pad, Black	1	1
20			Nut, T (5/16-18)	1	2
21			Adjuster, Calf Pad	1	2
22			Bracket, Mounting, Calf Pad	1	2
23			NLA - Locknut (1/4-20)	1	2
24			Screw, Socket, Button Head w/ Patch (5/16-18 x 1/2")	1	2
25			Pad, Calf (4-1/2" W x 7-1/4" L)	1	2
26		See Chart	#26 Extension Tube Kits	1	1
27		See Chart	#27 Footplate Kits	1	1
30	C	60102816	Kit, Calf Pad and Adjusting Hardware (Pair)	1	1
17			Screw, Socket Button Head w/ Patch (1/4-20 x 3/4")	1	2
20			Nut, T (5/16-18)	1	2
21			Adjuster, Calf Pad	1	2
22			Bracket, Mounting, Calf Pad	1	2
23			NLA - Locknut (1/4-20)	1	2
24			Screw, Socket, Button Head w/ Patch (5/16-18 x 1/2")	1	2
25			Pad, Calf (4-1/2" W x 7-1/4" L)	1	2
31	D	1163374	Kit, Footrest Pad - Small (Pair)	1	1
29			Pad, Footplate, Small - Right	1	1
29			Pad, Footplate, Small - Left	1	1
31	D	1163375	Kit, Footrest Pad - Medium (Pair)	1	1
29			Pad, Footplate, Medium - Right	1	1
29			Pad, Footplate, Medium - Left	1	1
31	D	1163376	Kit, Footrest Pad - Large (Pair)	1	1
29			Pad, Footplate, Large - Right	1	1
29			Pad, Footplate, Large - Left	1	1
	E	1165505	Kit, Hardware, Calf Pad Adjustment	1	1
17			Screw, Socket Button Head w/ Patch (1/4-20 x 3/4")	1	2
20			Nut, T (5/16-18)	1	2
21			Adjuster, Calf Pad	1	2
22			Bracket, Mounting, Calf Pad	1	2
23			NLA - Locknut (1/4-20)	1	2
24			Screw, Socket, Button Head w/ Patch (5/16-18 x 1/2")	1	2
	F	60102817	Kit, Bracket, Calf Pad Mounting w/ Hardware	1	1
8			Screw, Shoulder Hex Socket Head (5/16" x 3", 1/4-20)	1	1
9			Washer (1/4 x 1/2 x 1/16")	1	1
10			Locknut (1/4-20)	1	1
18			Washer, Nylon (5/16 x 7/8 x 1/8")	1	2
19			Bracket, Calf Pad, Black	1	1

## Center Mount Rigging (CTMT-FJ/CTMT-F)

NOTE: A - Includes items 2-15.  
 B - Includes items 2-15 and 17-25.  
 C - Includes items 17, 20-25.  
 D - Includes a pair of item 29.  
 E - Not shown. Includes items 17 and 20-24.  
 F - Not shown. Includes items 8-10, 18 and 19. Currently not available.

CTMT Rigging 12-1/4"-15" STF range does not work for 16" Deep on models ULMT, ULMTR and ULMR.

### #26 Extension Tube Kits

Front Rigging Side	Short 9-1/4" - 12" Range	Medium 12-1/4" - 15" Range
Right	1170677 See Note(s) A	1170679 See Note(s) A
Left	1170678 See Note(s) A	1170680 See Note(s) A

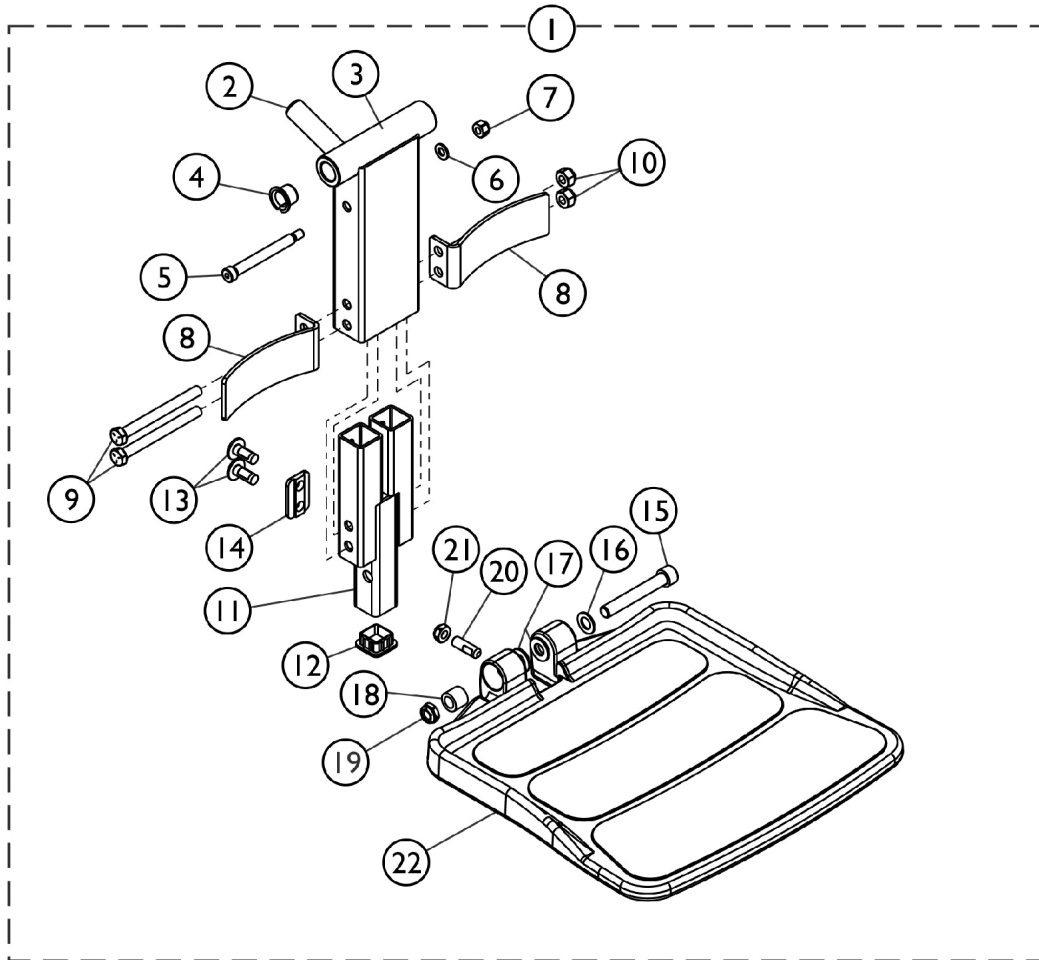
NOTE: A - Includes items 5-7. The Extension Tube Kits are used for adjustable width footplate hardware.

### #27 Footplate Kits

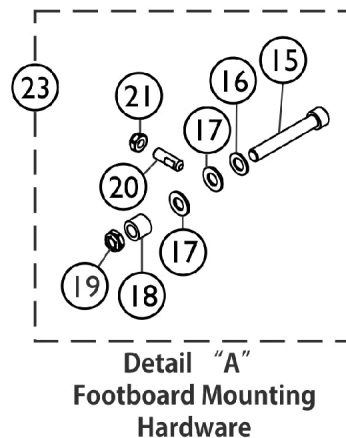
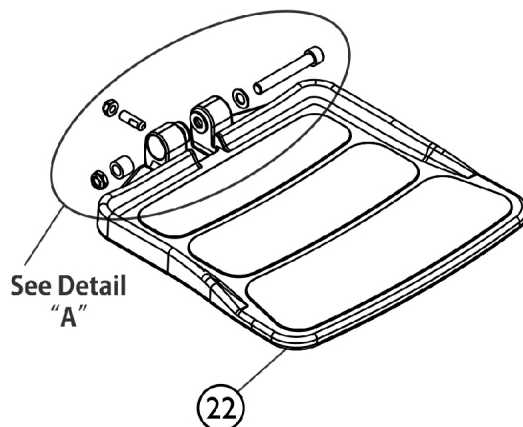
Footplate Side	Small 5-1/4" W x 7-1/2" L	Medium 5-1/2" W x 9-1/2" L	Large 5-7/8" W x 11-1/2" L
Right	1170683 See Note(s) A	1170685 See Note(s) A	1170687 See Note(s) A
Left	1170684 See Note(s) A	1170686 See Note(s) A	1170688 See Note(s) A

NOTE: A - Includes items 10-18 and the Adjustable Width Footplate Instruction Sheet (Not Shown). The footplate mounting hardware included is for adjustable width.

# **Front Rigging - Center Mount Rigging (CTMT-FJ with CTMTFB One PC Flip-Up Footboard)** **(CTMT-FJ = 9-1/4"-12" Range for TDX SP2 Models)**



SHEP\_301A



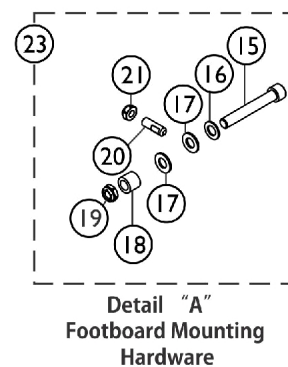
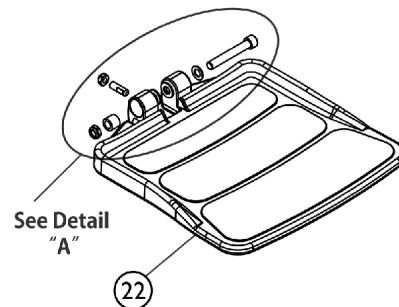
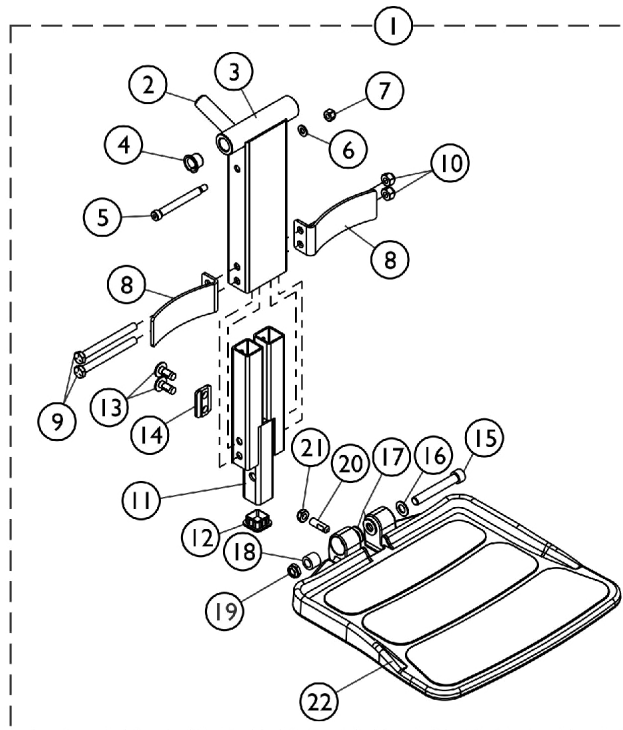
# Front Rigging - Center Mount Rigging (CTMT-FJ with CTMTFB One PC Flip-Up Footboard) (CTMT-FJ = 9-1/4"-12" Range for TDX SP2 Models)

Item Number	Note	Part Number	Description	Quantity Per	
				Package	Assembly
1	A	1165511	Center Mount Front Rigging w/ One PC Footboard (9-1/2" - 11" Range)	1	1
2			Rack, Center Mount Rigging Angle Adjustable	1	1
3			Support, Footrest, Center Mount, Black - Short	1	1
4			Bearing, Flange (1/2 x 13/16 x 1/2")	1	2
5			Screw, Shoulder Hex Socket Head (5/16" x 2-1/2", 1/4-20)	1	1
6			Washer (1/4 x 1/2 x 1/16")	1	1
7			Locknut (1/4-20)	1	1
8			Bracket, Heel Stop, Black	1	2
9			NLA - Screw, Hex Head (5/16-18 x 3-1/4")	1	2
10			Locknut (5/16-18)	1	2
11			Footboard Extension Assembly, Black (9-1/2" - 11" Range)	1	1
12			Plug Button, Black (1" Square)	1	1
13			Screw, Socket, Button Head w/ Patch (5/16-18 x 3/4")	1	4
14			Cleat, Button Head	1	2
15			Screw, Socket Head (3/8-16 x 2-1/2")	1	1
16			Washer, Flat (3/8 x 11/16 x 1/16")	1	1
17			Washer, Nylon (3/8 x 3/4 x 1/16")	1	2
18			Bushing (3/8 x 5/8 x 1/2")	1	1
19			Locknut, Low Profile (3/8-16)	1	1
20			Screw, Set Socket Flat Point (5/16-18 x 1")	1	1
21			Locknut (5/16-18)	1	1
22	B	1114311	Footboard w/ Cover (11-1/4" W x 11-1/2" L)	1	1
22			Footboard w/ Cover (11-1/4" W x 11-1/2" L)	1	1
23		1147134	Kit, Footboard Mounting Hardware	1	1
15			Screw, Socket Head (3/8-16 x 2-1/2")	1	1
16			Washer, Flat (3/8 x 11/16 x 1/16")	1	1
17			Washer, Nylon (3/8 x 3/4 x 1/16")	1	2
18			Bushing (3/8 x 5/8 x 1/2")	1	1
19			Locknut, Low Profile (3/8-16)	1	1
20			Screw, Set Socket Flat Point (5/16-18 x 1")	1	1
21			Locknut (5/16-18)	1	1

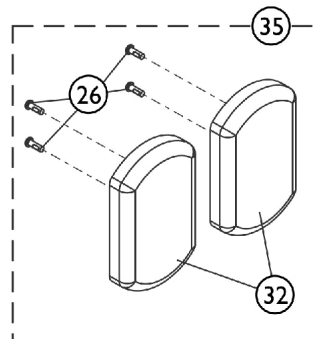
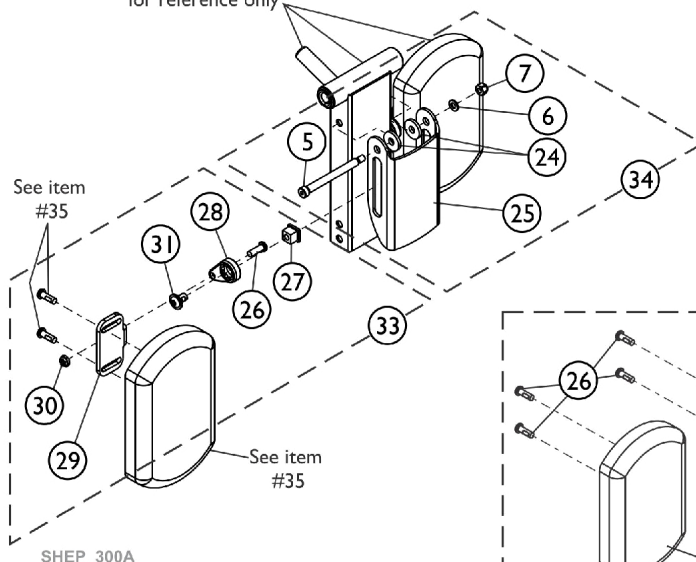
NOTE: A - Includes items 2-22  
B - Includes items 15-21

# Front Rigging - Center Mount Rigging (CTMT-F with CTMTFB One PC Flip-Up Footboard)

(CTMT-F = 12-1/4" - 15" Range for TDX SP2 Models)



Footrest Support,  
Angle Adjustable Rack  
and Calf Pad shown  
for reference only





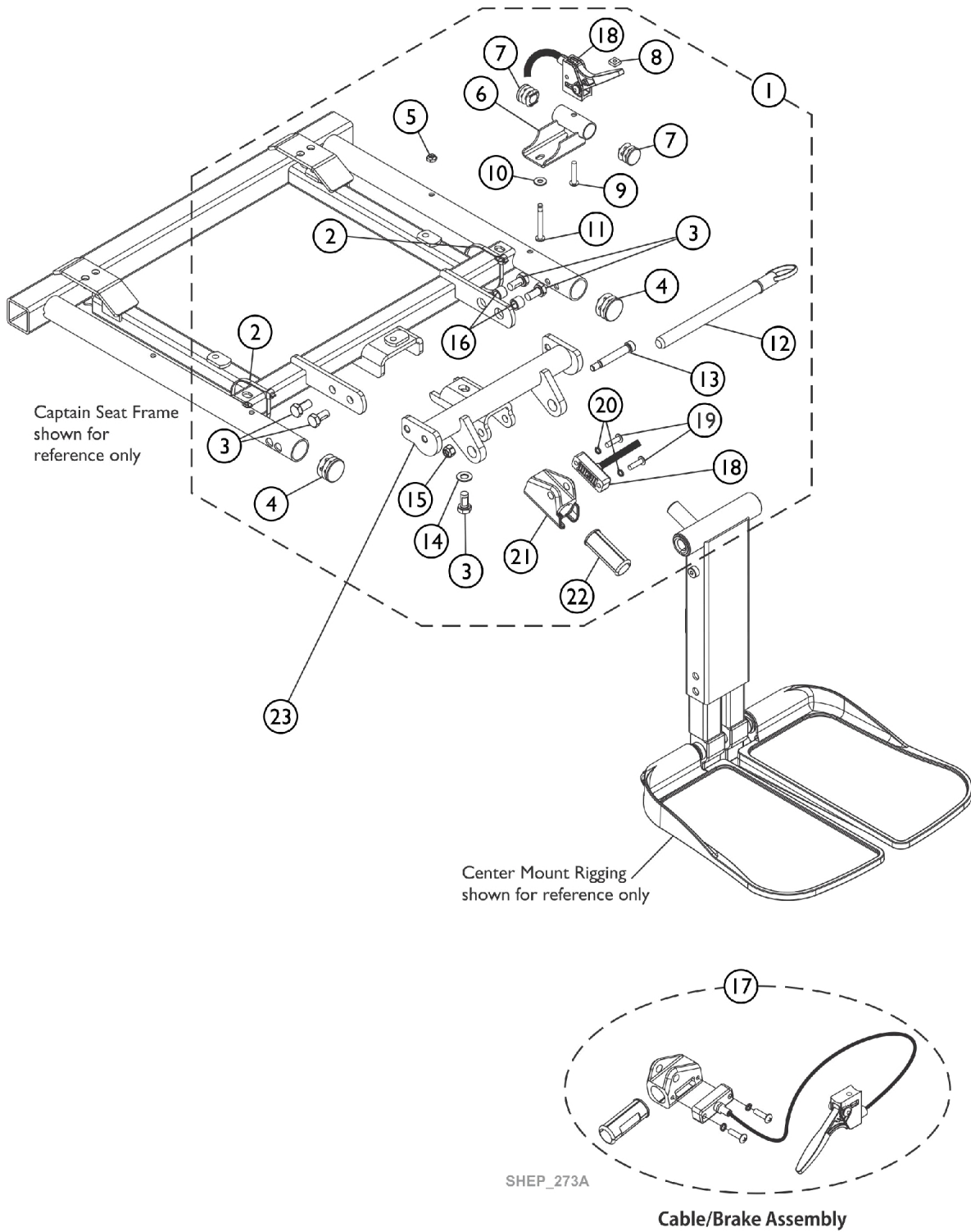
# Front Rigging - Center Mount Rigging (CTMT-F with CTMTFB One PC Flip-Up Footboard) (CTMT-F = 12-1/4" - 15" Range for TDX SP2 Models)

Item Number	Note	Part Number	Description	Quantity Per	
				Package	Assembly
1	A	1165388	Center Mount Front Rigging w/ One PC Footboard (11" - 15" Range)	1	1
2			Rack, Center Mount Rigging Angle Adjustable	1	1
3			Support, Footrest, Center Mount, Black - Regular	1	1
4			Bearing, Flange (1/2 x 13/16 x 1/2")	1	2
5			Screw, Shoulder Hex Socket Head (5/16" x 2-1/2", 1/4-20)	1	1
6			Washer (1/4 x 1/2 x 1/16")	1	1
7			Locknut (1/4-20)	1	1
8			Bracket, Heel Stop, Black	1	2
9			NLA - Screw, Hex Head (5/16-18 x 3-1/4")	1	2
10			Locknut (5/16-18)	1	2
11			Footboard Extension Assembly, Black (11" - 15" Range)	1	1
12			Plug Button, Black (1" Square)	1	1
13			Screw, Socket, Button Head w/ Patch (5/16-18 x 3/4")	1	4
14			Cleat, Button Head	1	2
15			Screw, Socket Head (3/8-16 x 2-1/2")	1	1
16			Washer, Flat (3/8 x 11/16 x 1/16")	1	1
17			Washer, Nylon (3/8 x 3/4 x 1/16")	1	2
18			Bushing (3/8 x 5/8 x 1/2")	1	1
19			Locknut, Low Profile (3/8-16)	1	1
20			Screw, Set Socket Flat Point (5/16-18 x 1")	1	1
21			Locknut (5/16-18)	1	1
22			Footboard w/ Cover (11-1/4" W x 11-1/2" L)	1	1
22		1114311	Footboard w/ Cover (11-1/4" W x 11-1/2" L)	1	1
23	B	1147134	Kit, Footboard Mounting Hardware	1	1
15			Screw, Socket Head (3/8-16 x 2-1/2")	1	1
16			Washer, Flat (3/8 x 11/16 x 1/16")	1	1
17			Washer, Nylon (3/8 x 3/4 x 1/16")	1	2
18			Bushing (3/8 x 5/8 x 1/2")	1	1
19			Locknut, Low Profile (3/8-16)	1	1
20			Screw, Set Socket Flat Point (5/16-18 x 1")	1	1
21			Locknut (5/16-18)	1	1
33	C	1165505	Kit, Hardware, Calf Pad Adjustment	1	1
26			Screw, Socket Button Head w/ Patch (1/4-20 x 3/4")	1	2
27			Nut, T (5/16-18)	1	2
28			Adjuster, Calf Pad	1	2
29			Bracket, Mounting, Calf Pad	1	2
30			NLA - Locknut (1/4-20)	1	2

# Front Rigging - Center Mount Rigging (CTMT-F with CTMTFB One PC Flip-Up Footboard) (CTMT-F = 12-1/4" - 15" Range for TDX SP2 Models)

Item Number	Note	Part Number	Description	Quantity Per	
				Package	Assembly
31	D	1165506	Screw, Socket, Button Head w/ Patch (5/16-18 x 1/2")	1	2
34			Kit, Bracket, Calf Pad Mounting w/ Hardware	1	1
5			Screw, Shoulder Hex Socket Head (5/16" x 3", 1/4-20)	1	1
6			Washer (1/4 x 1/2 x 1/16")	1	1
7			Locknut (1/4-20)	1	1
24			Washer, Nylon (5/16 x 7/8 x 1/8")	1	2
25			Bracket, Calf Pad, Black	1	1
35	E	1163373	Kit, Calf Pad (Pair)	1	1
26			Pad, Calf (4-1/2" W x 7-1/4" L)	1	2
32			Screw, Socket Button Head w/ Patch (1/4-20 x 3/4")	1	4
NOTE: A - Includes items 2-22 B - Includes items 15-21 C - Includes items 26-31 D - Includes items 5-7, 24 and 25 E - Includes items 26 and 32					

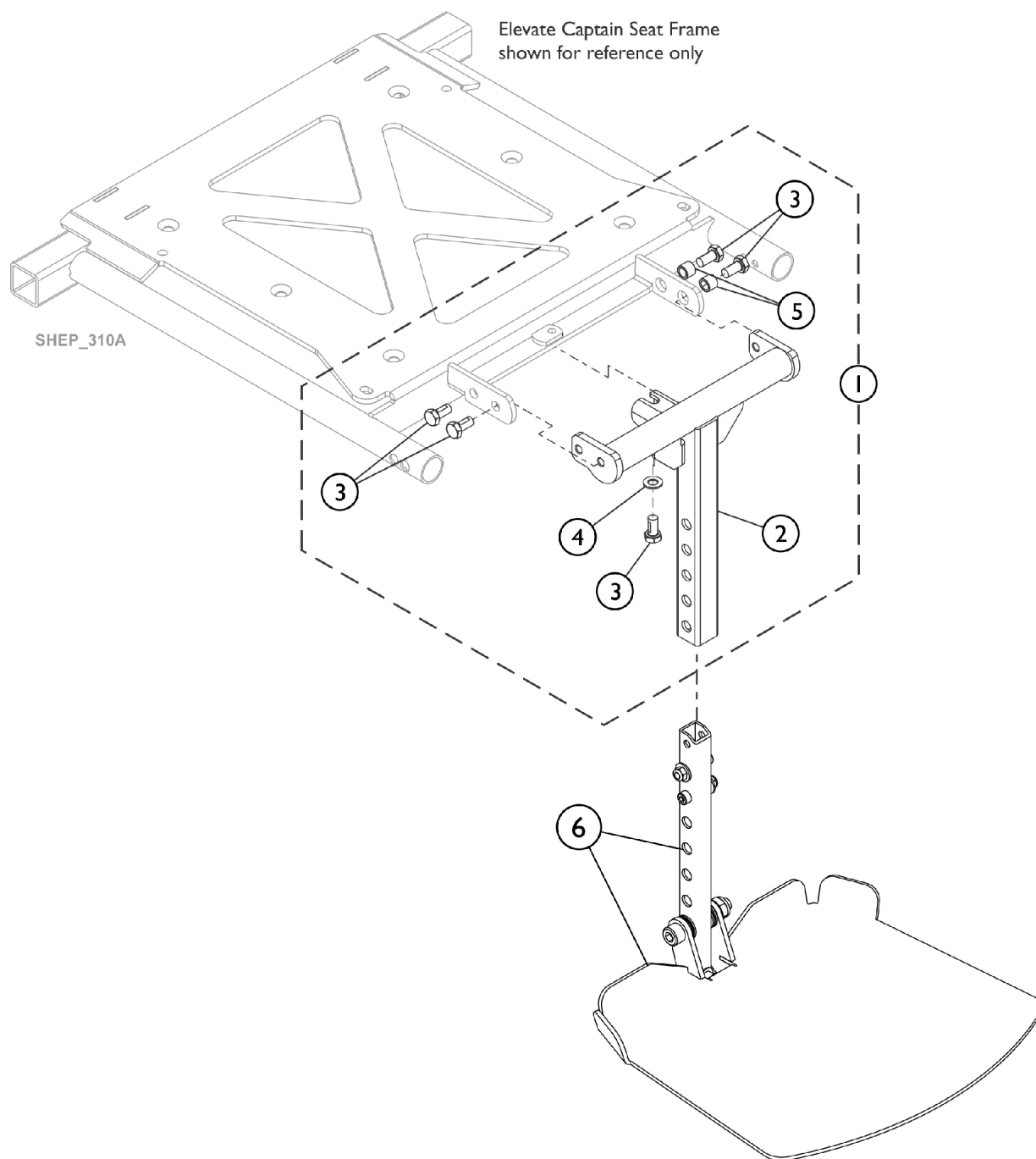
# Center Mount Rigging Mounting Hardware (CTMT-F/CTMT-FJ)



## Center Mount Rigging Mounting Hardware (CTMT-F/CTMT-FJ)

Item Number	Note	Part Number	Description	Quantity Per	
				Package	Assembly
1	A	1146629	Kit, Center Mount Rigging Mounting Hardware For Captain Seat	1	1
2			Tie Wrap (11-1/2" L)	1	2
3			Screw, Hex Head w/ Patch (5/16-18 x 5/8")	1	5
4			Plug Button, Black (1")	1	2
5			Locknut (#10-32)	1	1
6			Bracket, Release Handle, Black, Van Seat	1	1
7			Plug Button, Black (3/4")	1	2
8			Nut, Square (#10-32)	1	1
9			Screw, Phillips Pan Head (#10-32 x 1")	1	1
10			NLA - Washer, Plain (3/16 x 1/2 x 1/16")	1	1
11			Screw, Phillips Pan Head w/ Patch (#10-32 x 1-5/8")	1	1
12			NLA - Pin, Quick Release (5" Long)	1	1
13			Screw, Shoulder Hex Socket Head (5/16" x 1-5/8", 1/4-20)	1	1
14			Washer, Flat (5/16 x 5/8 x 1/16")	1	1
15			Locknut (1/4-20)	1	1
16			Spacer (5/16 x 7/16 x 3/8")	1	2
18			Cable/Brake Assembly	1	1
19			Screw, Phillips Pan Head (#10-32 x 11/16")	1	2
20			NLA - Washer, Lock (3/16 x 5/16 x 1/32")	1	2
21			Housing, Ratchet	1	1
22			Bearing, Glide	1	2
23			B	1147077	Support, Center Mount Rigging For Captain Seat, Black
17	1121079	Cable/Brake Assembly w/ Ratchet Housing and Glide Bearing		1	1
NOTE: A - Includes items 2-22 B - Includes items 19-22					

# Center Mount Rigging Support Hanger Bracket Assembly and Footplate (FCMT90) (For Non-Elevate and Elevate Option)



**FCMT90 Basic Fixed Center Mount  
Footplate Assembly (12" x 11")  
with Hardware**

# Center Mount Rigging Support Hanger Bracket Assembly and Footplate (FCMT90) (For Non-Elevate and Elevate Option)

Item Number	Note	Part Number	Description	Quantity Per	
				Package	Assembly
1	A	60108440	Kit, Support Hanger Assembly w/ Hardware, FCMT90	1	1
2			Support Hanger Assembly, FCMT90	1	1
3			Screw, Hex Head w/ Patch (5/16-18 x 5/8")	1	3
4			Washer, Flat (5/16 x 5/8 x 1/16")	1	1
5			Spacer (5/16 x 7/16 x 3/8")	1	2
6	B	60105142	Basic Fixed Center Mount Footplate Assembly, 70/90/97 Degree (12" W x 11" D)	1	1
NOTE: A - Includes items 2-5. B - Includes the Mounting Hardware. Used for 90 Degree setting only.					

# Front Riggings Reference Chart

## 70NHD (Sector Style)

**NOTE: Pivot/Slide Tube attaching hardware not included.**

**NOTE: Pivot/Slide Tube and Footplates do not include Heel Loops.**

1651 = Composite footplate with 9-7/8" curved pivot/ slide tube.
AT5543 = Adjustable angle footplate with 9-7/8" straight pivot/ slide tube.
1350 = Extra large footplate with "L" style pivot/ slide tube.

### Support Assemblies - 70NHD

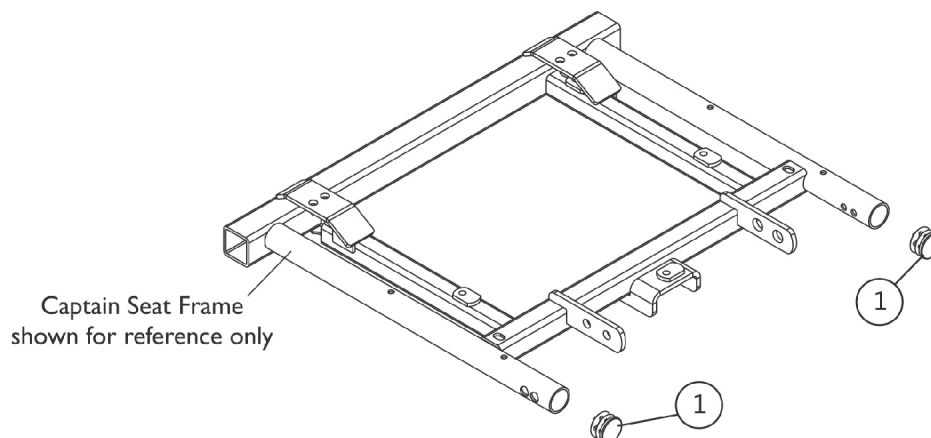
Rigging Type	70NHD
Right	8881053149 See Note(s) A
Left	8881053148 See Note(s) A

NOTE: A - Specify 24P frame color when ordering.

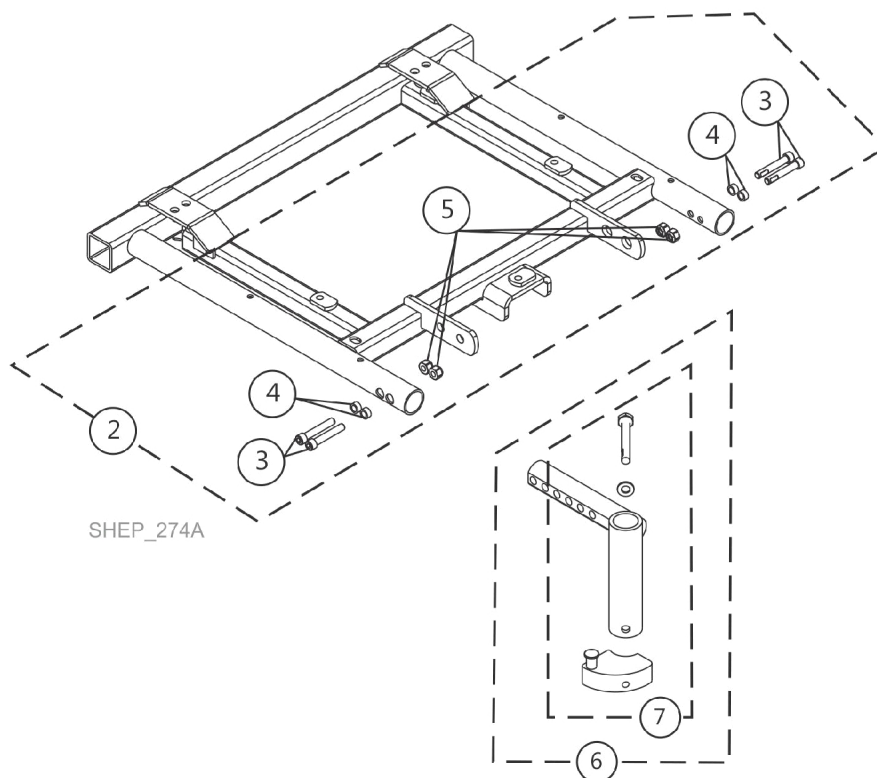
### Pivot/ Slide Tube and Footplates For 70NHD

Footplate Type	1651 16" W	1651 18" and Wider	1350 18" and Wider	AT5543 ALL Widths
Right	1057869	1057879	60104886	1062756
Left	1057870	1057880	60104887	1062757
Right 2" Longer	1057871	1057881	60104888	1062760
Left 2" Longer	1057872	1057882	60104889	1062761
Right 4" Longer	1058421	1058423	60108341	1121140
Left 4" Longer	1058422	1058424	60108342	1121141

# Front Rigging Hangers and Hardware For 70NHD (Sector Style)



Swingaway Front Rigging Non-Hanger Hardware  
(When Front Rigging Is Excluded From Chair)  
Or  
When Center Mount Riggings are used

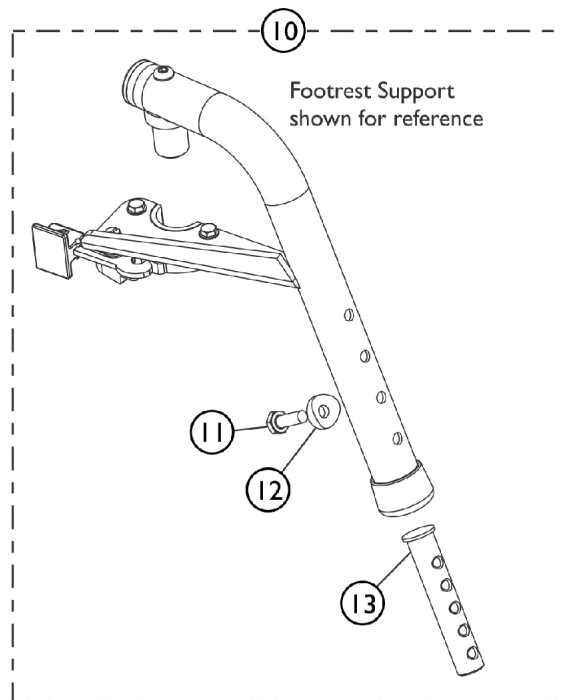
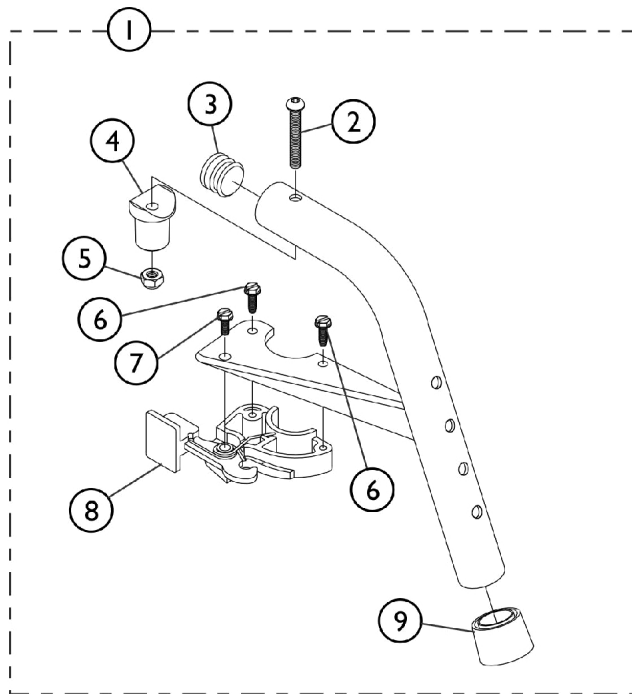




## Front Rigging Hangers and Hardware For 70NHD (Sector Style)

Item Number	Note	Part Number	Description	Quantity Per	
				Package	Assembly
1	A	1134425	Package, Plug Button, Black (1")	10	1
2		60104885	Kit, Front Rigging Hanger Hardware, Captain Seat	1	1
			Screw, Socket Head Cap w/ Patch (1/4-20 x 1-1/2")	1	4
			NLA - Spacer (1/4 x 3/8 x 3/16")	1	4
			Locknut (1/4-20)	1	4
6	B	1143416	Front Rigging Hanger Assembly w/ Sector Block, Black - Right	1	1
6	B	1143417	Front Rigging Hanger Assembly w/ Sector Block, Black - Left	1	1
7	C	1054571	Kit, Sector Block - Right	1	1
7	C	1054572	Kit, Sector Block - Left	1	1
NOTE: A - Includes items 3-5 B - Includes item 8 C - Includes Sector Block, Screw and Washer					

# Footrest Support Assembly 70NHD (Sector Style)



SHEP\_275A

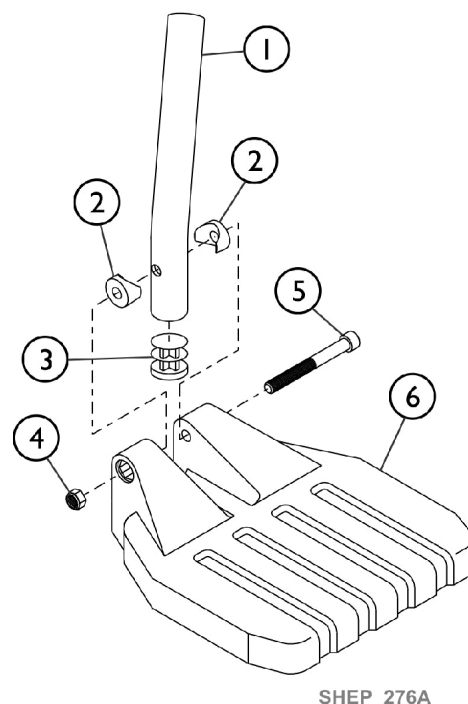
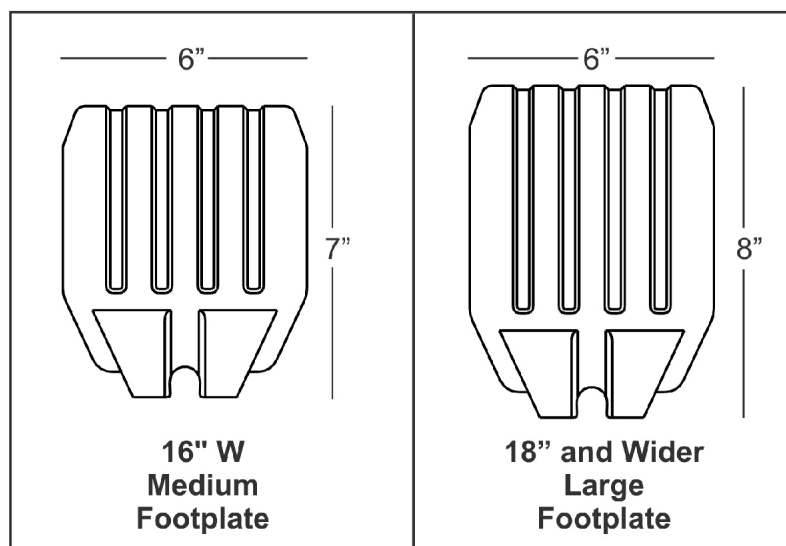
## Footrest Support Assembly 70NHD (Sector Style)

Item Number	Note	Part Number	Description	Quantity Per	
				Package	Assembly
1	A,B	8881053149	Footrest Support Assembly, 70 Degree Non-Tapered Heavy Duty, Sector, Color - Right	1	1
1	A,B	8881053148	Footrest Support Assembly, 70 Degree Non-Tapered Heavy Duty, Sector, Color - Left	1	1
2		1001762	Screw, Socket Button Head (1/4-20 x 1-3/4")	1	1
3		1029501	Plug Button, Black (1")	1	1
4		1017148	Pivot, Footrest	1	1
5		1025736	Locknut (1/4-20)	1	1
6		1025451	Screw, Slotted Hex Washer Head (#10-32 x 5/8")	1	2
7		1017423	Screw, Slotted Hex Washer Head w/ Patch (#10-32 x 1/2")	1	1
8		1025454	Housing, Latch - Right	1	1
8		1025455	Housing, Latch - Left	1	1
9		1026124	Collar, Anti-Rattle	1	1
10	C	60108343	Kit, Pivot/Slide Tube Mounting Hardware (Pair)	1	1
11			Screw, Hex Head w/ Patch (1/4-20 x 3/4")	1	2
12			Spacer, Coved (1/4 x 11/16 x 1/2")	1	2
13			Plug, Slide Tube Threaded Insert	1	2
	D	1026987	Guard, Impact (8" L)	1	1
NOTE: A - Specify 24P Wet Black frame color when ordering. B - Includes items 2-9 C - Includes items 11-13 D - Not Shown					

## Pivot/Slide Tube and 1651 Composite Footplates

NOTE: Heel Loops are not included. See Front Riggings - Adjustable Heel Loops.

NOTE: For complete pivot/slide tube and footplate assemblies, see Front Riggings Reference Charts



## Pivot/Slide Tube and 1651 Composite Footplates

NOTE: Heel Loops are not included. See Front Riggings - Adjustable Heel Loops.

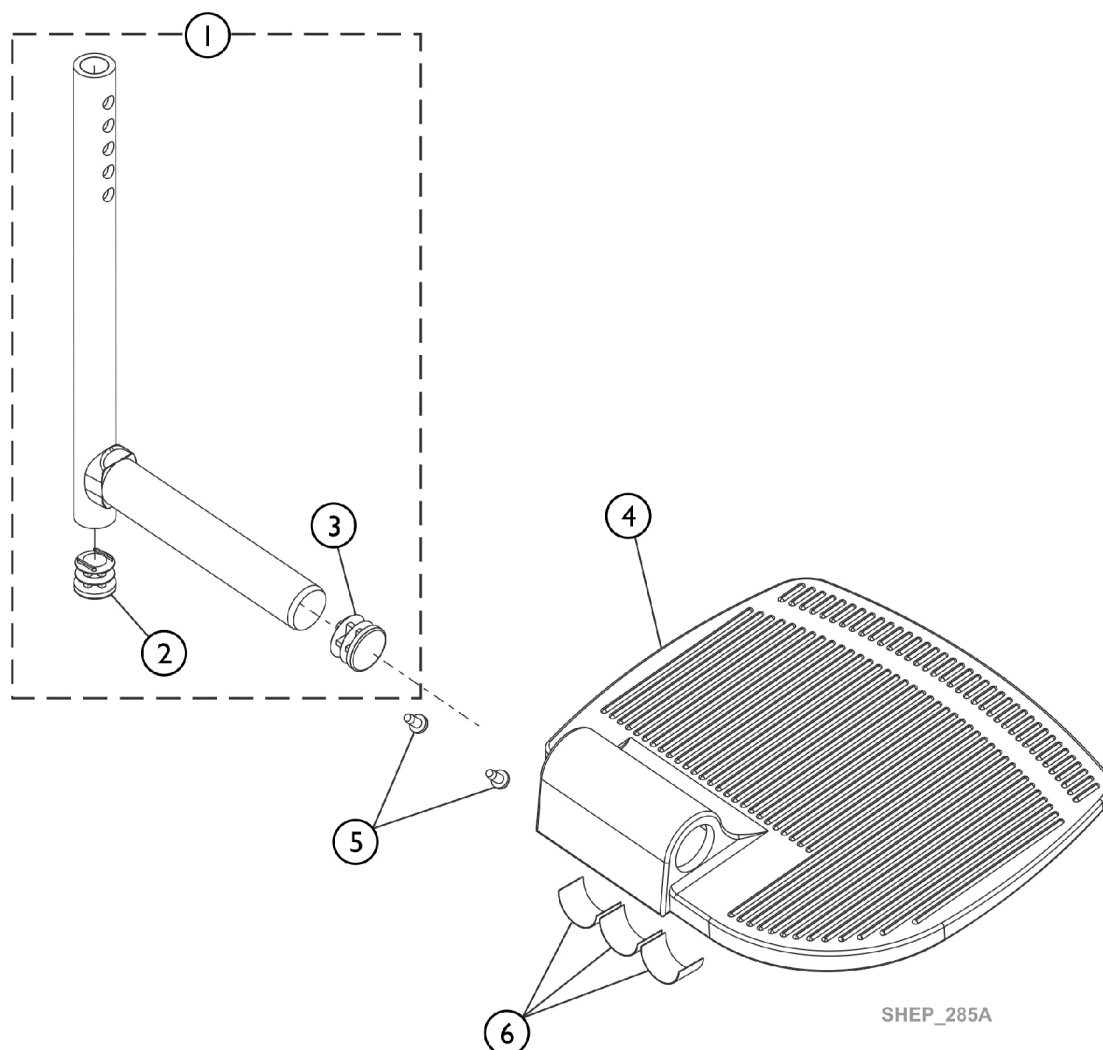
NOTE: For complete pivot/slide tube and footplate assemblies, see Front Riggings Reference Charts

Item Number	Note	Part Number	Description	Quantity Per	
				Package	Assembly
1		1057852	Tube, Pivot/Slide, Curved End, Steel, Black (9-7/8")	1	1
1		1057854	Tube, Pivot/Slide, Curved End, 2" Longer, Steel, Black	1	1
1		1058418	Tube, Pivot/Slide, Curved End, 4" Longer, Steel, Black	1	1
2		1025457	Spacer, Coved (1/4 x 3/4 x 1 1/32")	1	2
3		1027097	Plug Button, Black (3/4")	1	1
4		1025195	NLA - Locknut (1/4-20)	1	1
5		60285X006	Screw, Socket Head (1/4-20 x 2-1/4")	1	1
6	A	1026880	Footplate, Composite, Medium, Black (7" W x 6" L)	1	1
6	B	1026881	Footplate, Composite, Large, Black (8" W x 6" L)	1	1
NOTE: A - 16" Wide B - 18" and Wider					

# Pivot/Slide Tube and 1350 Aluminum Footplates

NOTE: Heel Loops are not included. See Front Riggings - Adjustable Heel Loops.

NOTE: For complete pivot/slide tube and footplate assemblies, see Front Riggings Reference Charts



## Pivot/Slide Tube and 1350 Aluminum Footplates

NOTE: Heel Loops are not included. See Front Riggings - Adjustable Heel Loops.

NOTE: For complete pivot/slide tube and footplate assemblies, see Front Riggings Reference Charts

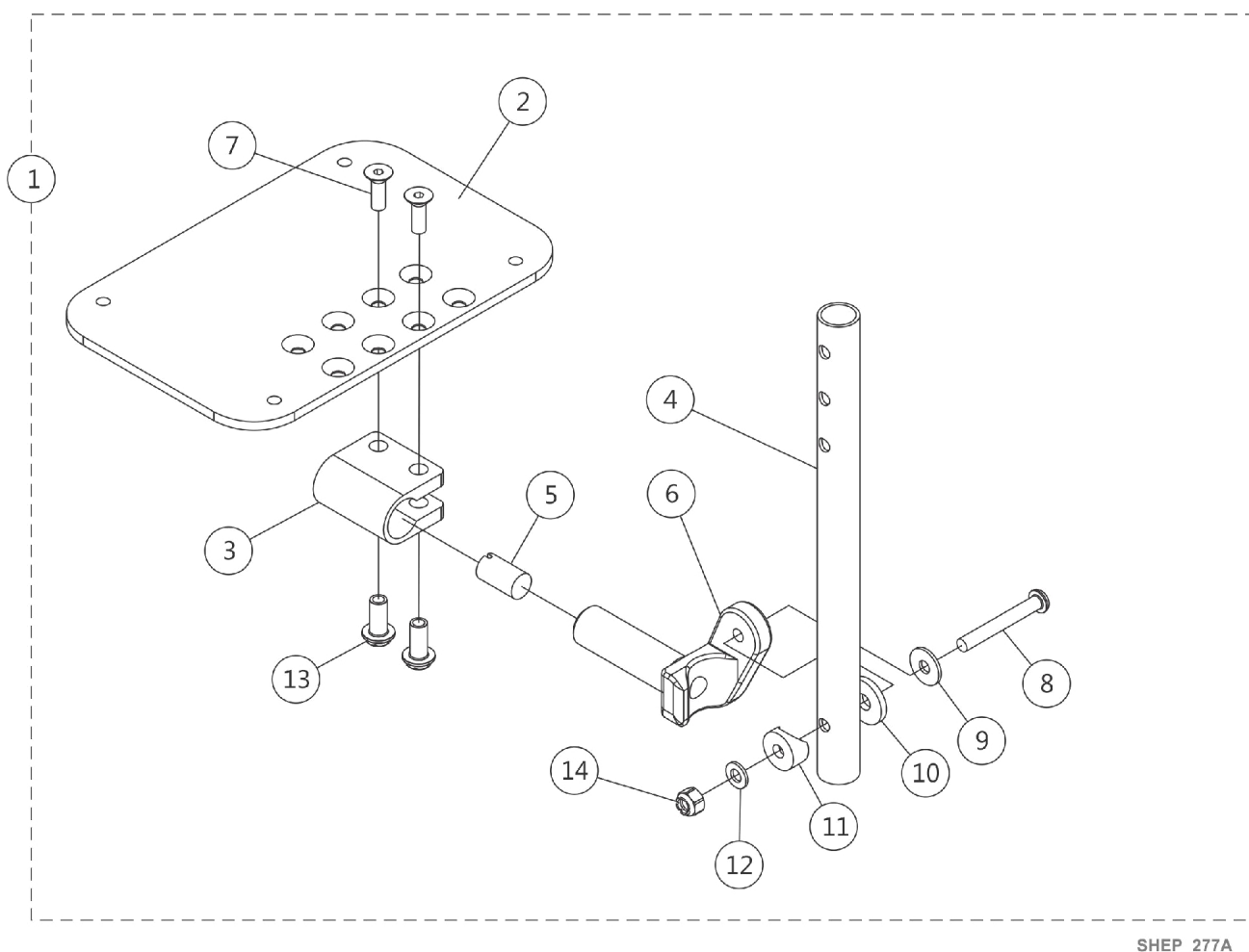
Item Number	Note	Part Number	Description	Quantity Per	
				Package	Assembly
1	A	60108344	Kit, Pivot/Slide Tube w/ Plug Button, Black	1	1
1	A	60108345	Kit, Pivot/Slide Tube w/ Plug Button, Black (2" Longer)	1	1
1	A	60108346	Kit, Pivot/Slide Tube w/ Plug Button, Black (4" Longer)	1	1
2		1027097	Plug Button, Black (3/4")	1	1
3		1027095	Plug Button, Black (7/8")	1	1
4		44200X025	Footplate, Aluminum, Extra Large, Black - Right (8" W x 8-1/2" L)	1	1
4		44200X026	Footplate, Aluminum, Extra Large, Black - Left (8" W x 8-1/2" L)	1	1
5		1025729	Screw, Phillips Pan Head Tap (#8-32 x 3/8")	1	2
6		1036123	Spring, Leaf	1	3
NOTE: A - Includes Pivot/ Slide Tube and items 2 and 3.					

# Adjustable Angle Footplate Assemblies - AT5543

## 70 Degree Swingaway Supports

NOTE: Heel loops are not included. See Front Riggings - Adjustable Heel Loops.

NOTE: For complete pivot/slide tube and footplate assemblies, see Front Riggings Reference Charts



SHEP\_277A



# Adjustable Angle Footplate Assemblies - AT5543

## 70 Degree Swingaway Supports

**NOTE:** Heel loops are not included. See Front Riggings - Adjustable Heel Loops.

**NOTE:** For complete pivot/slide tube and footplate assemblies, see Front Riggings Reference Charts

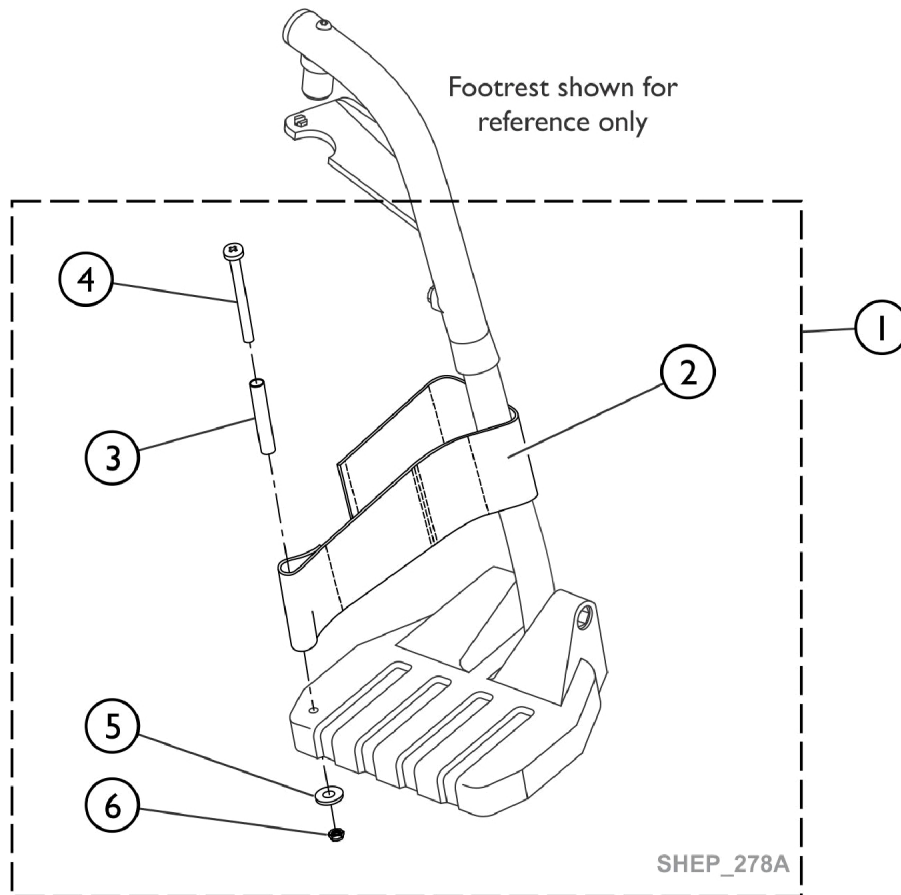
Item Number	Note	Part Number	Description	Quantity Per	
				Package	Assembly
1	A	See Chart	Pivot/Slide Tubes w/ Footplate Assemblies	1	1
2		1113574	Footplate, Adjustable Angle, Extra Large, Black (6-1/4" W x 8" L)	1	1
3		1058517	Clamp, Footplate	1	1
4		1057855	Tube, Pivot and Slide, Straight, Steel, Black (9-7/8" L)	1	1
4		1057856	Tube, Pivot/Slide, Straight, Steel, Black (11-7/8" L)	1	1
4		1121135	Tube, Pivot/Slide, Straight, Steel, Black (13-7/8" L)	1	1
4		1091745-NLA	NLA - Tube, Pivot/Slide, Straight, Steel, Chrome (13-7/8" L)	1	1
5		1048816	Screw, Nylon Adjustment (1/2-13 x 7/8")	1	1
6		1052102	Hinge, Footplate - Right	1	1
6		1052103	Hinge, Footplate - Left	1	1
7		1029545	Screw, Socket Flat Head (1/4-20 x 3/4")	1	2
8		1022831	Screw, Socket Button Head (1/4-20 x 1-7/8")	1	1
9		1026907	Washer (1/4 x 1/2 x 1/16")	1	1
10		1016301	Washer, Nylon (5/16 x 7/8 x 1/8")	1	1
11		1025457	Spacer, Coved (1/4 x 3/4 x 11/32")	1	1
12		1026900	Washer (1/4 x 23/32 x 1/16")	1	1
13		1082686	Nut, Barrel, Hex Head (1/4-20 x 11/16")	1	2
14		1025736	Locknut (1/4-20)	1	1

NOTE: A - Includes Items 2 thru 14.

### #1 Pivot/Slide Tube with Footplate Assemblies

Rigging Type	(9-7/8" Tube)	(11-7/8" Tube) 2" Longer	(13-7/8" Tube) 4" Longer
ALL Widths - Right (6-1/4" Footplate)	1062756	1062760	1121140
ALL Widths - Left (6-1/4" Footplate)	1062757	1062761	1121141

## Front Riggings - Accessories, Adjustable Heel Loops, 70NHD Footrest




**Heel Loop and Hardware for  
70NHD w/ Footplate Options  
1651, 1350 or AT5543**

## Front Riggings - Accessories, Adjustable Heel Loops, 70NHD Footrest

Item Number	Note	Part Number	Description	Quantity Per	
				Package	Assembly
1	A	1191117	Kit, Heel Loop, Adjustable w/ Hardware (Pair)	1	1
2			Heel Loop	1	2
3			NLA - Spacer (1/4 x 11/32 x 1-3/4")	1	2
4			NLA - Screw, Phillips Pan Head (1/4-20 x 2-1/4")	1	2
5			Washer, Flat (1/4 x 5/8 x 1/16")	1	2
6			Nut, Hex, Nylon Cap (1/4-20)	1	2
			Instruction Sheet, Adjustable Heel Loop	1	1
NOTE: A - Kit includes items 2 - 6.					

## Accessories, Impact Guard and Calf Strap, 70NHD Footrest

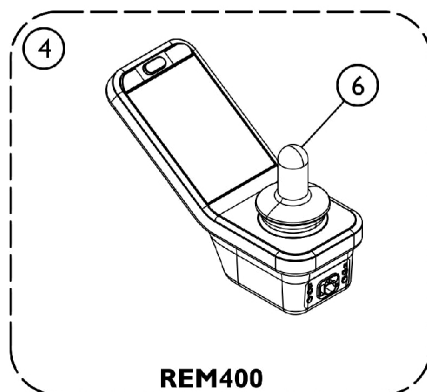
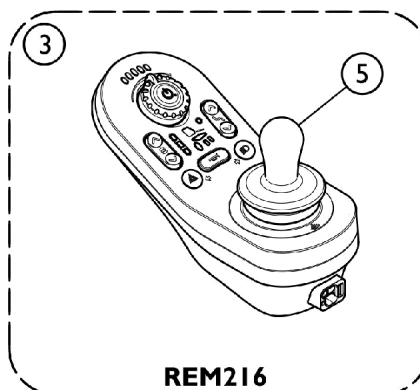
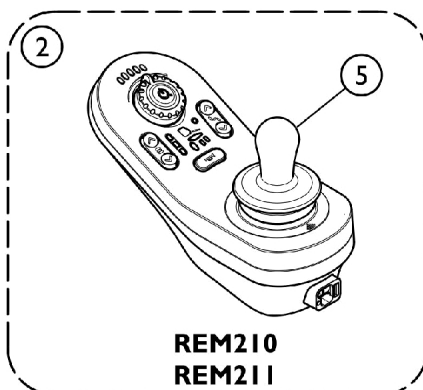
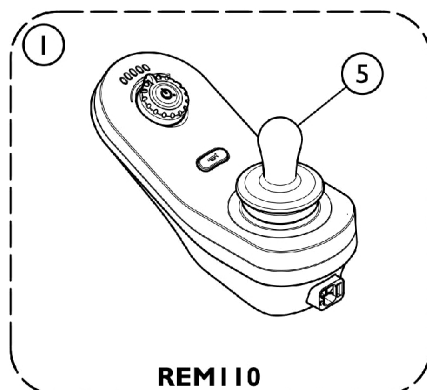


SHEP\_279A

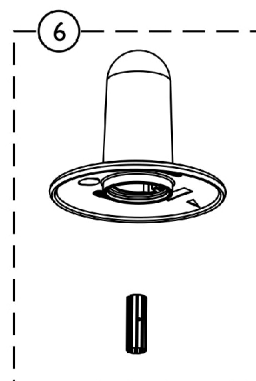
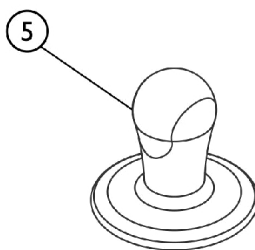
Item Number	Note	Part Number	Description	Quantity Per	
				Package	Assembly
1	A	1026987	Guard, Impact (8" L)	1	2
2	A	1032243	Strap, Calf w/ Hook and Loop (36" L)	1	1

NOTE: A - Not Shown

# Remotes and Displays



1605187.iso  
SHEP\_314B

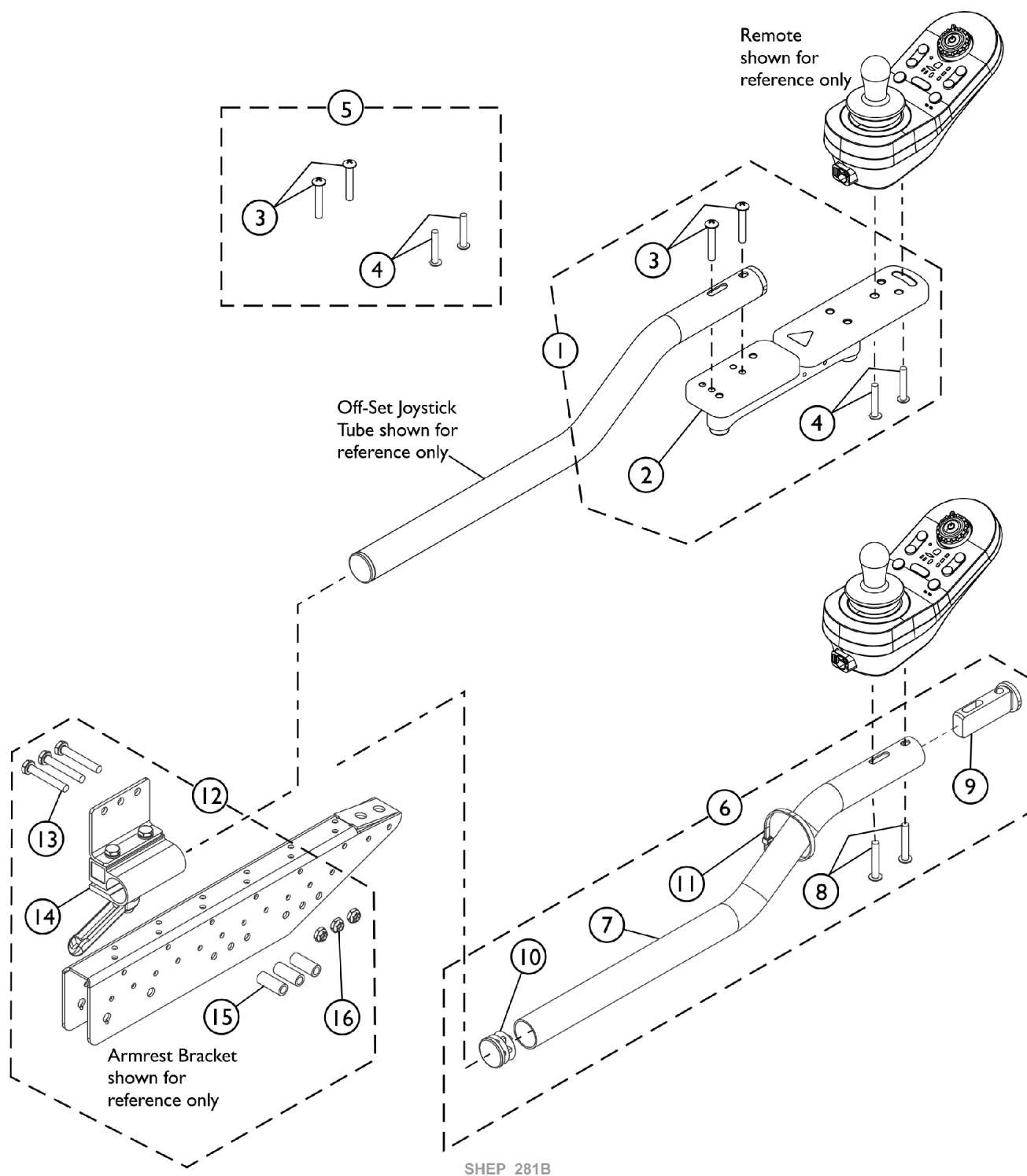


## Remotes and Displays

Item Number	Note	Part Number	Description	Quantity Per	
				Package	Assembly
1	A	60102503	Kit, LiNX Remote DLX-REM110	1	1
2	B	60102501	Kit, LiNX Remote DLX-REM210	1	1
2	C	60102502	Kit, LiNX Remote DLX-REM211	1	1
3	D	60102504	Kit, LiNX Remote DLX-REM216	1	1
4	D	60102505	Kit, LiNX Remote DLX-REM400 Touch Screen	1	1
5	E	GPL55470	Knob, Joystick (JS4REM050)	1	1
6		GPA55475	Knob, Joystick (DLX-REM400-A)	1	1
NOTE: A - Drive Only. B - Drive and Actuators 1 or 2. C - Drive, Actuators 2 or more D - Drive, Actuators 2 or more, Lights E - Used for all Remotes except DLX-REM400					

# Joystick Tube, 2" Offset, Quad Link Assembly, Remote

Quad Link Assembly used for Remotes REM110, REM210, REM211, REM216 and REM400



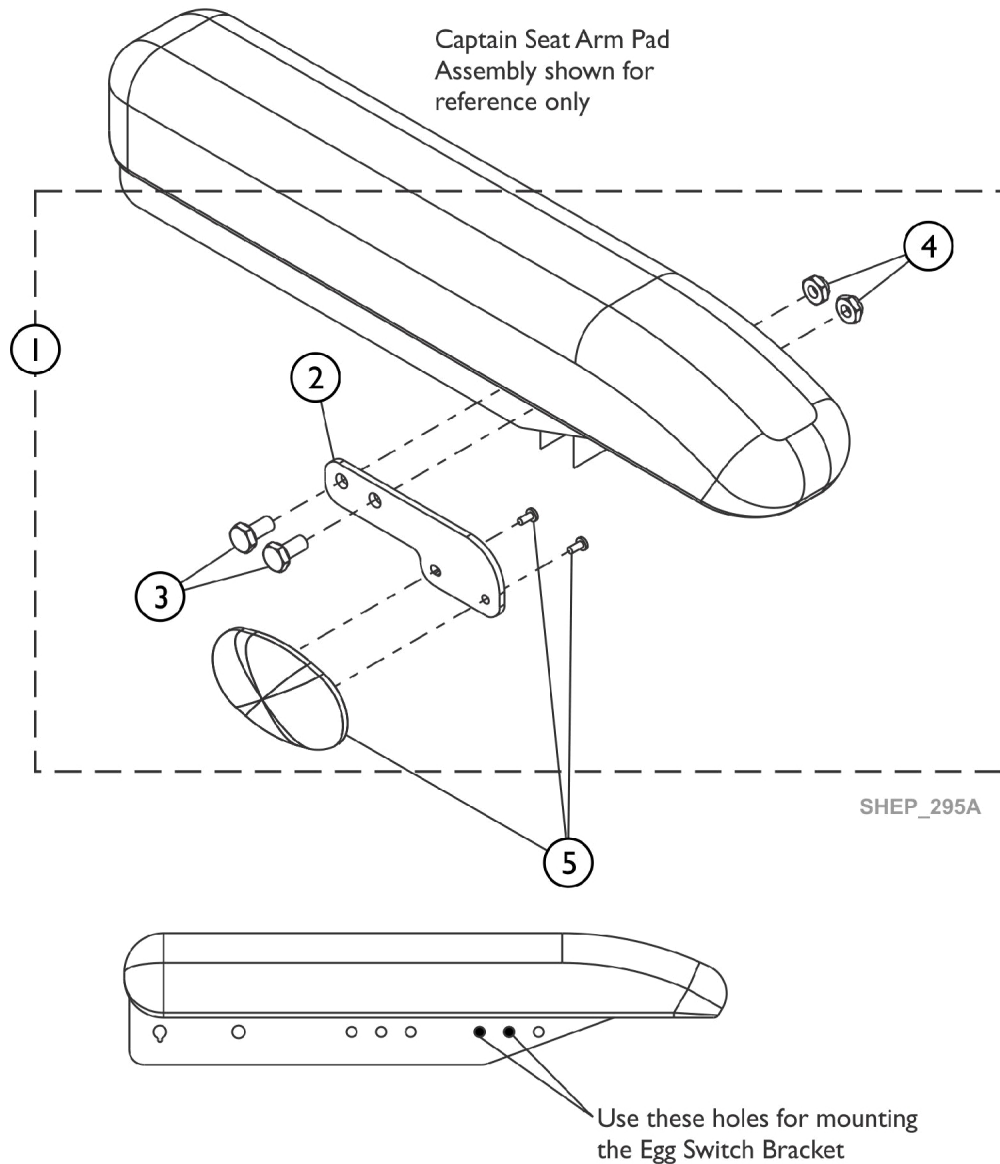
# Joystick Tube, 2" Offset, Quad Link Assembly, Remote

## Quad Link Assembly used for Remotes REM110, REM210, REM211, REM216 and REM400

Item Number	Note	Part Number	Description	Quantity Per	
				Package	Assembly
1	A	60122771	Kit, Quad Link Assembly and Mounting Hardware - Right	1	1
2			Quad Link Assembly - Right	1	1
3			Screw, Socket Button Head Cap (M6 x 16)	1	2
4			Screw, Socket Button Head Cap (M5 x 16)	1	2
			Sheet, Insert Parts Service	1	1
1	A	60122772	Kit, Quad Link Assembly and Mounting Hardware - Left	1	1
2			Quad Link Assembly - Left	1	1
3			Screw, Socket Button Head Cap (M6 x 16)	1	2
4			Screw, Socket Button Head Cap (M5 x 16)	1	2
			Sheet, Insert Parts Service	1	1
5	B	60108352	Kit, Quad Link Mounting Hardware, Captain Seat	1	1
3			Screw, Socket Button Head Cap (M6 x 16)	1	2
4			Screw, Socket Button Head Cap (M5 x 16)	1	2
6	C	1117464	Kit, 2" Offset Joystick Tube with Hardware	1	1
7			Tube, Joystick Offset (2")	1	1
8			Screw, Phillips Pan Head (#10-32 x 1-1/8")	1	2
9			Spacer, Joystick Tube, Black	1	1
10			Plug Button, Black (7/8")	1	1
11	D	1115000	Tie Wrap (11-1/2" L)	1	1
12			Kit, Joystick Tube Mounting Hardware - Captain Seat	1	1
NOTE: A - Includes items 2-4 and Service Parts Insert Sheet B - Includes items 3 and 4 C - Includes items 7-11 D - Includes items 13-16					



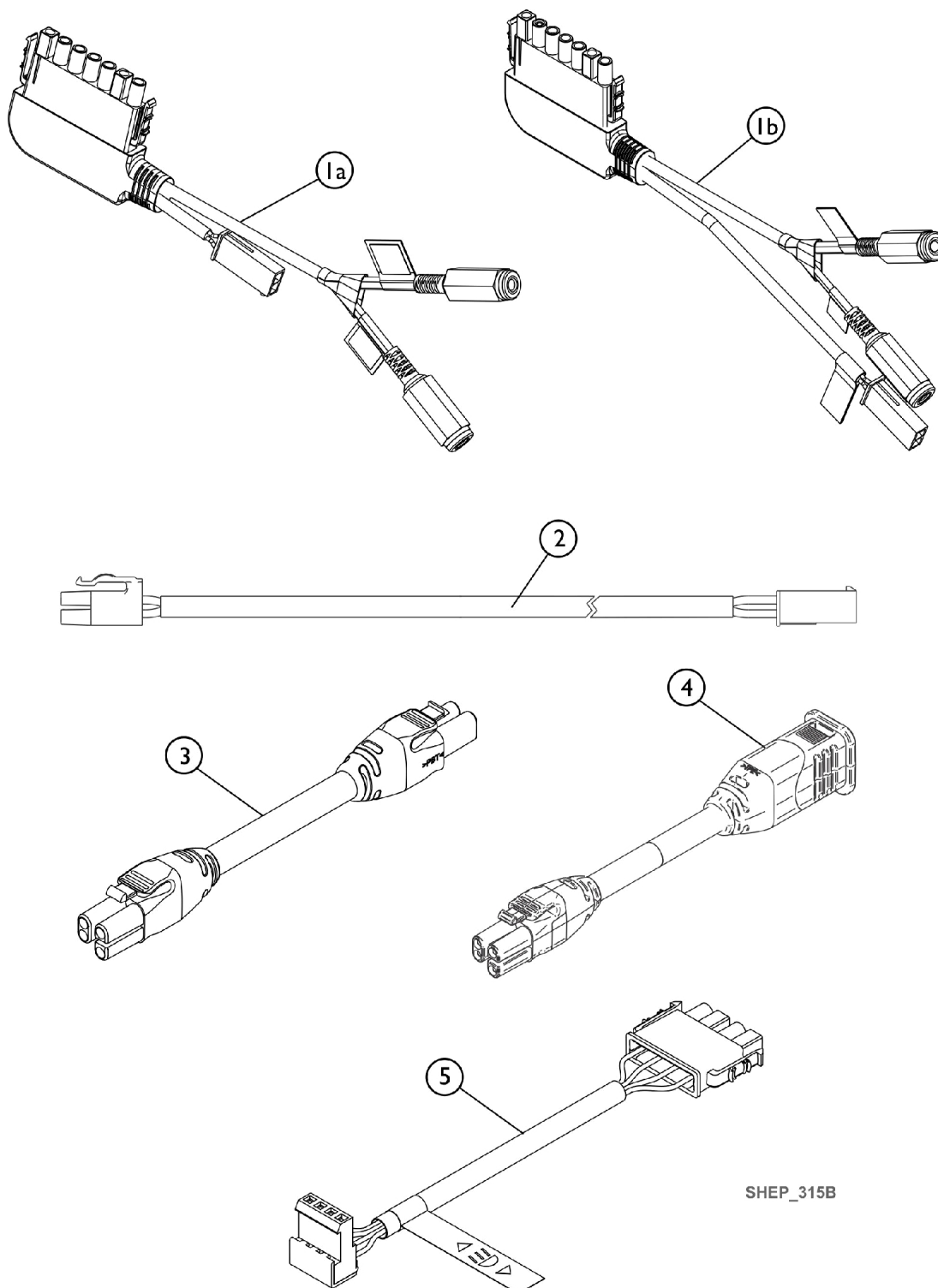
# Egg Switch and Mounting Hardware



Item Number	Note	Part Number	Description	Quantity Per	
				Package	Assembly
1	A	60108372	Kit, Egg Switch Mounting Hardware, Captain Seat Bracket, Egg Switch Mounting, Black - Captain Seat	1	1
2			NLA - Screw, Hex Head (1/4-20 x 1-1/2")	1	1
3			NLA - Locknut (1/4-20)	1	2
4			Sheet, Insert Parts Service	1	2
5		60102517	Kit, Switch, Black Egg Reset w/ Hook/Loop Adhesive Back Fastener & Attaching Screws (EGSBLK)	1	1

NOTE: A - Includes items 2-4 and Service Parts Insert Sheet

## Cables - Bus (PWH), Adapter, Sensor, Actuator

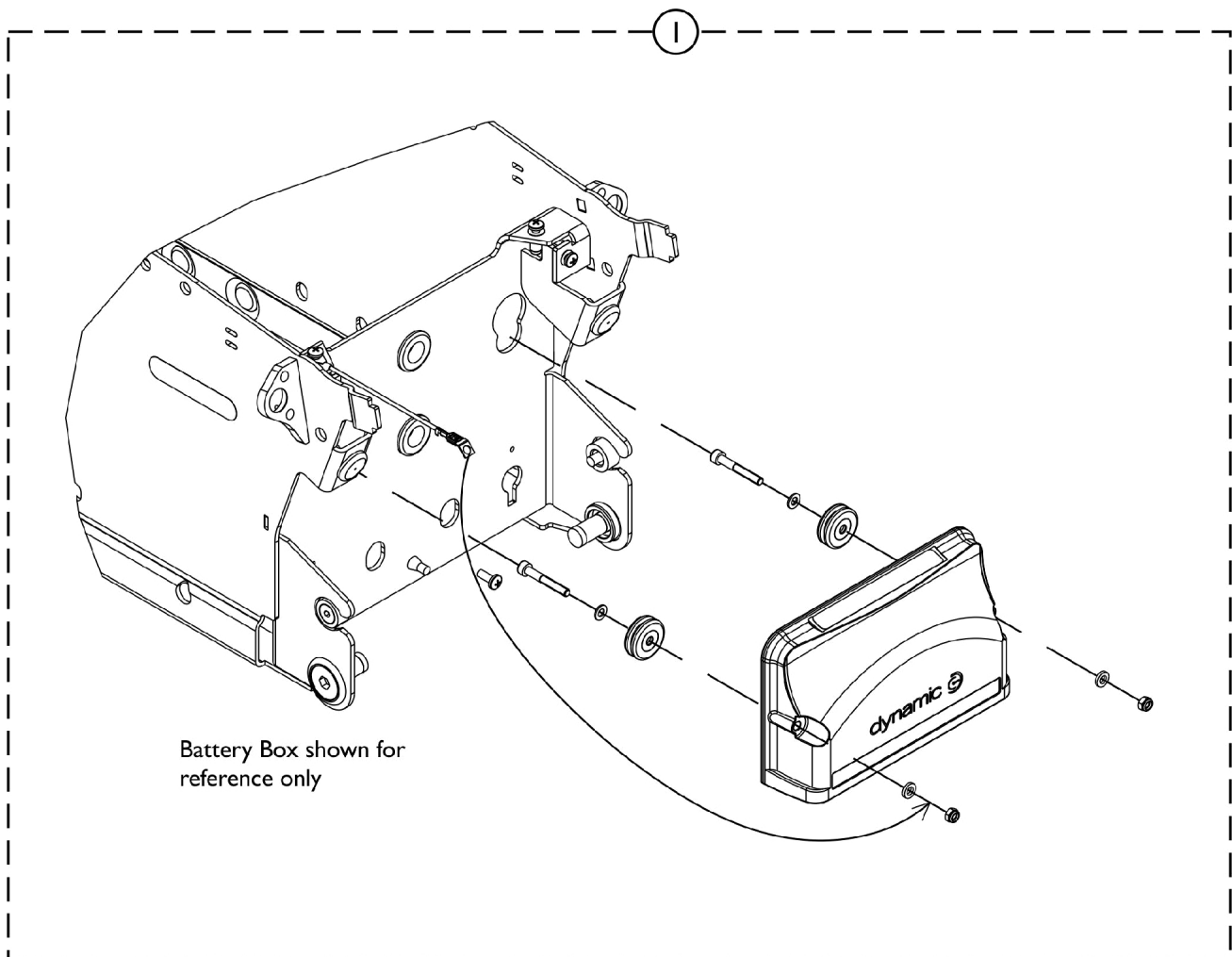


## Cables - Bus (PWH), Adapter, Sensor, Actuator

Item Number	Note	Part Number	Description	Quantity Per	
				Package	Assembly
1a	A,C	60102539	Kit, Accessory Cable,LiNX, w/ 10-Way Switch and Lift AELM	1	1
			Accessory Cable,LiNX, w/ 10-Way Switch and Lift AELM	1	1
			Sheet, Insert Parts Service	1	1
1b	A,D	60124381	Harness, Lift Sensor, Captain 420mm 16-17/32"	1	1
			Harness, Lift Sensor, Captain 420mm 16-17/32"	1	1
			Sheet, Insert Parts Service	1	1
2	A	60102526	Kit, Adapter Cable Assembly, TYCO-ACT 500mm 19-11/16"	1	1
			Adapter Cable Assembly, TYCO-ACT 500mm 19-11/16"	1	1
			Sheet, Insert Parts Service	1	1
3	B	60102530	Kit, LiNX Bus Cable (PWH) 1500mm 59-1/16" (GLM-BUS150)	1	1
			LiNX Bus Cable (PWH) 1500mm 59-1/16" (GLM-BUS150)	1	1
			Sheet, Insert Parts Service	1	1
4	A	60108442	Kit, LiNX Bus Extension Cable, GLM-EXT090-A, 900mm 35-7/16"	1	1
			LiNX Bus Extension Cable, GLM-EXT090-A, 900mm 35-7/16"	1	1
			Sheet, Insert Parts Service	1	1
5		60102533	Kit, Light Cable Assembly	1	1
			Light Cable Assembly	1	1
			Sheet, Insert Parts Service	1	1
NOTE: A - Used for ELEV Option B - Used for Remote Joysticks C - Used before 01/24/22 D - Used after 01/23/22					

# LiNX Power Module NEXC 120/NEXC 120-75/EXPC 120AL/EXPC 120-75AL with Mounting Hardware

**NOTE:** Description was revised to define Non-Expandable vs Expandable electronics. NEXC 120 was DLX-PM120; EXPC 120AL was DLX-PM120AL



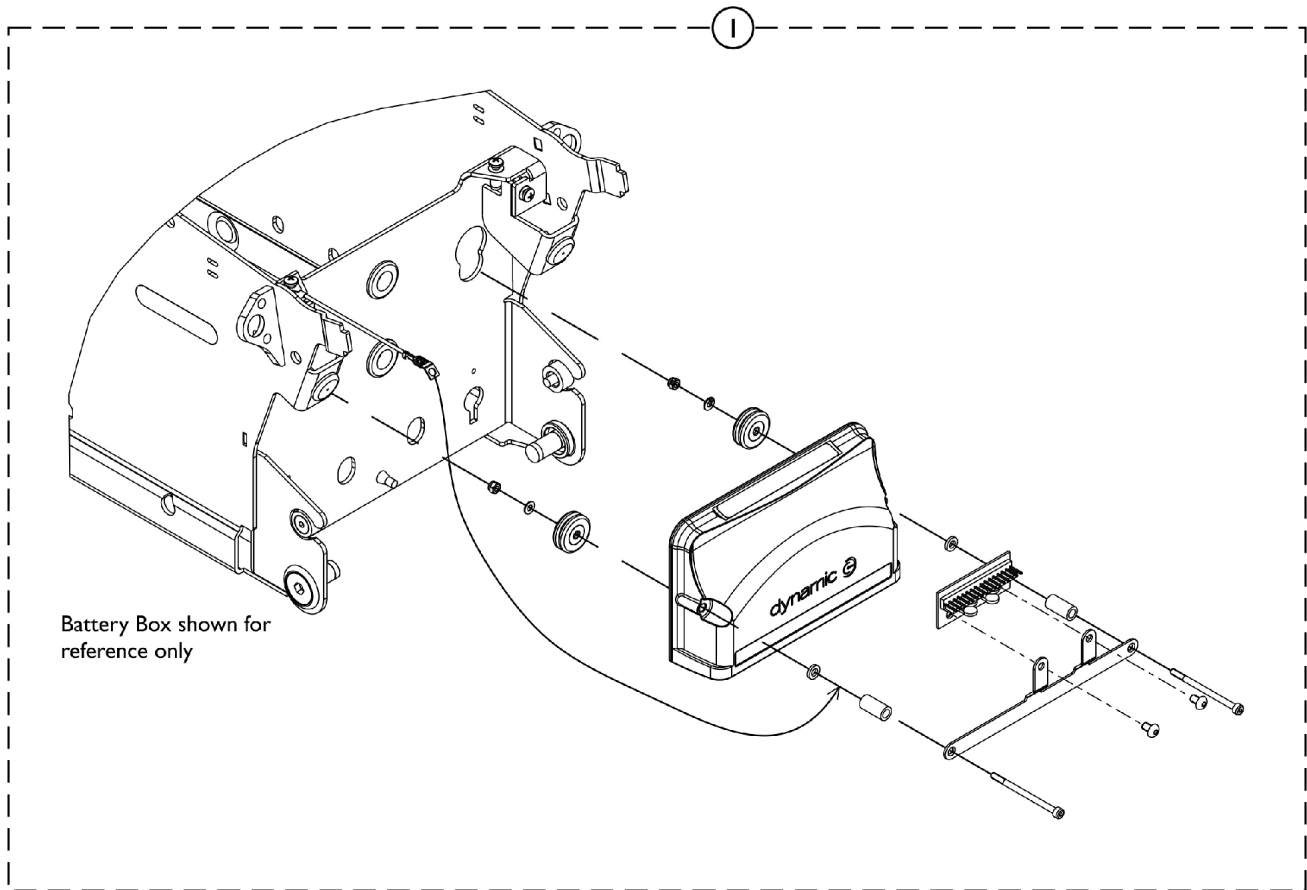
SHEP\_198A

# LiNX Power Module NEXC 120/NEXC 120-75/EXPC 120AL/EXPC 120-75AL with Mounting Hardware

**NOTE: Description was revised to define Non-Expandable vs Expandable electronics. NEXC 120 was DLX-PM120; EXPC 120AL was DLX-PM120AL**

Item Number	Note	Part Number	Description	Quantity Per	
				Package	Assembly
1	A	60102507	Kit, LiNX Power Module EXPC 120AL w/ Mounting Hardware	1	1
1	B	60102508	Kit, LiNX Power Module NEXC 120 w/ Mounting Hardware	1	1
1	A,C	60108639	Kit, LiNX Power Module EXPC 120AL-75 w/ Mounting Hardware	1	1
1	B,C	60108638	Kit, LiNX Power Module NEXC 120-75 w/ Mounting Hardware	1	1
NOTE: A - Power Module used with ELEV and NON-ELEV Option. B - Power Module used without ELEV Option. C - Power Module used with HSMTR High Speed Motor Option.					

# LiNX Power Module 120/120-75 w/ Light Board and Mounting Hardware

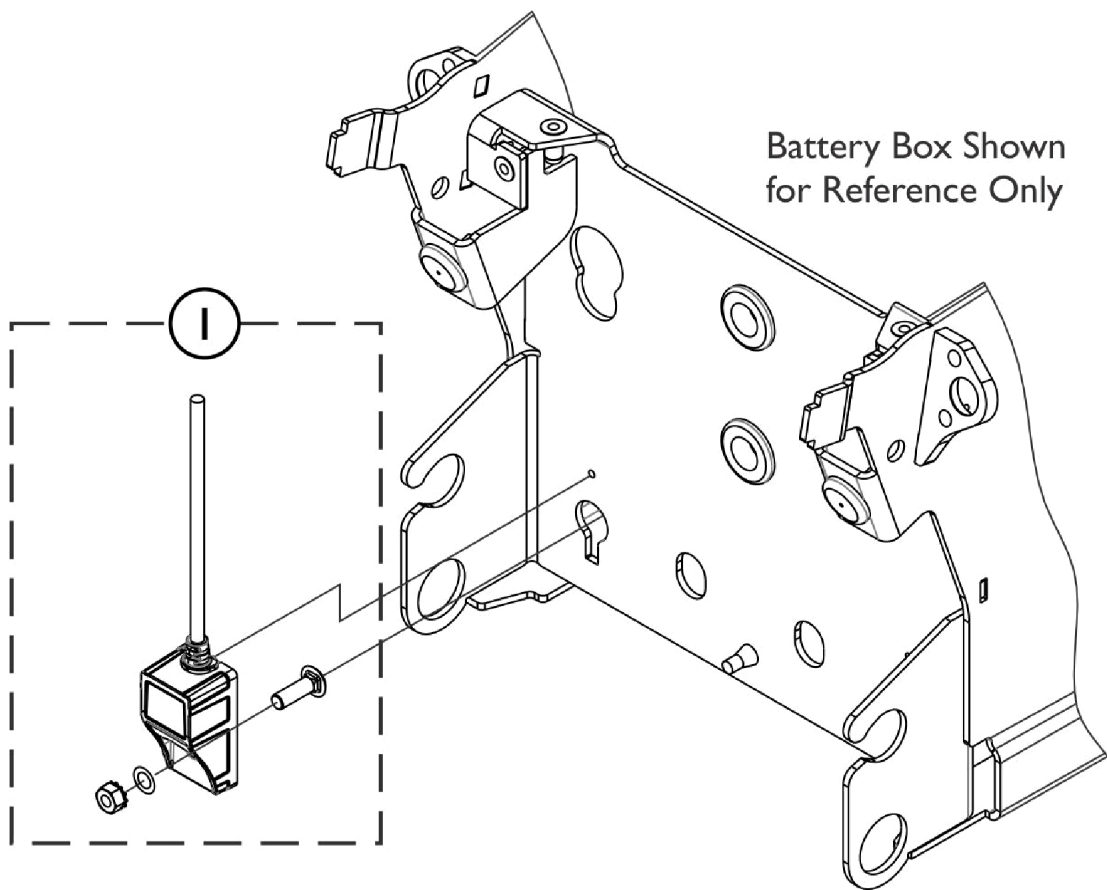


SHEP\_197A

## LiNX Power Module 120/120-75 w/ Light Board and Mounting Hardware

Item Number	Note	Part Number	Description	Quantity Per	
				Package	Assembly
1		60102486	Kit, LiNX Power Module 120 w/ Light Board and Mounting Hardware	1	1
1		60108634	Kit, LiNX Power Module 120-75 w/ Light Board and Mounting Hardware	1	1

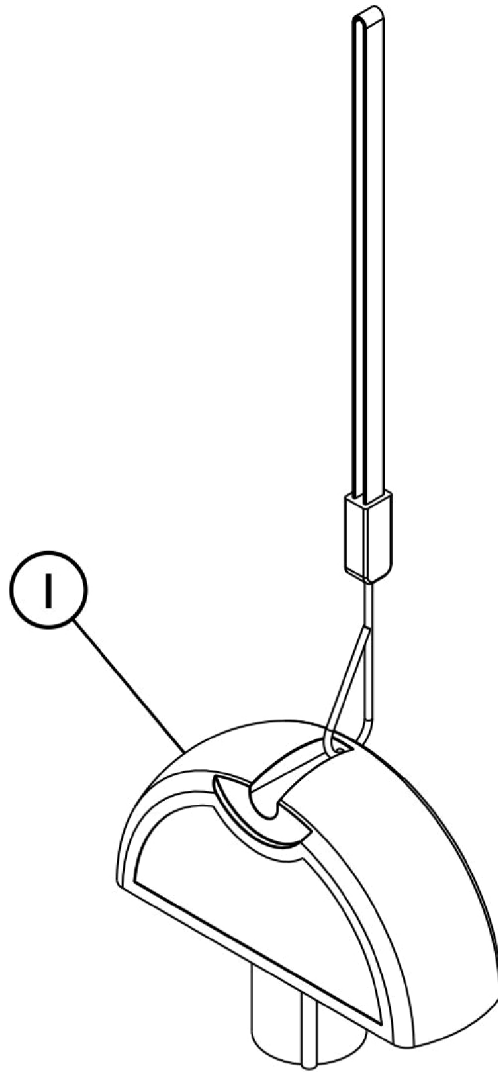
# G-Trac-LX - LiNX Gyro Module with Mounting Hardware



Item Number	Note	Part Number	Description	Quantity Per	
				Package	Assembly
1		60102535	Kit, LiNX Gyro Module with Mounting Hardware	1	1



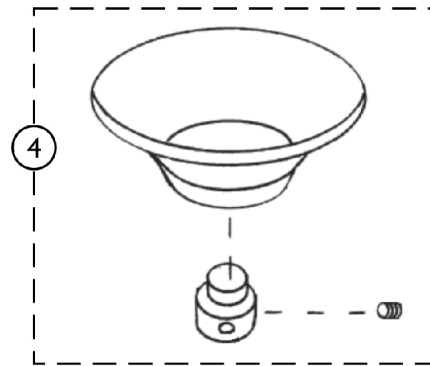

## Accessories - LiNX Access Key - LAK






SHEP\_313A

Item Number	Note	Part Number	Description	Quantity Per	
				Package	Assembly
1		60102470	Kit, Key, LiNX Access	1	1

## Accessories - Remote (Joystick) Tops



SHEP\_223B

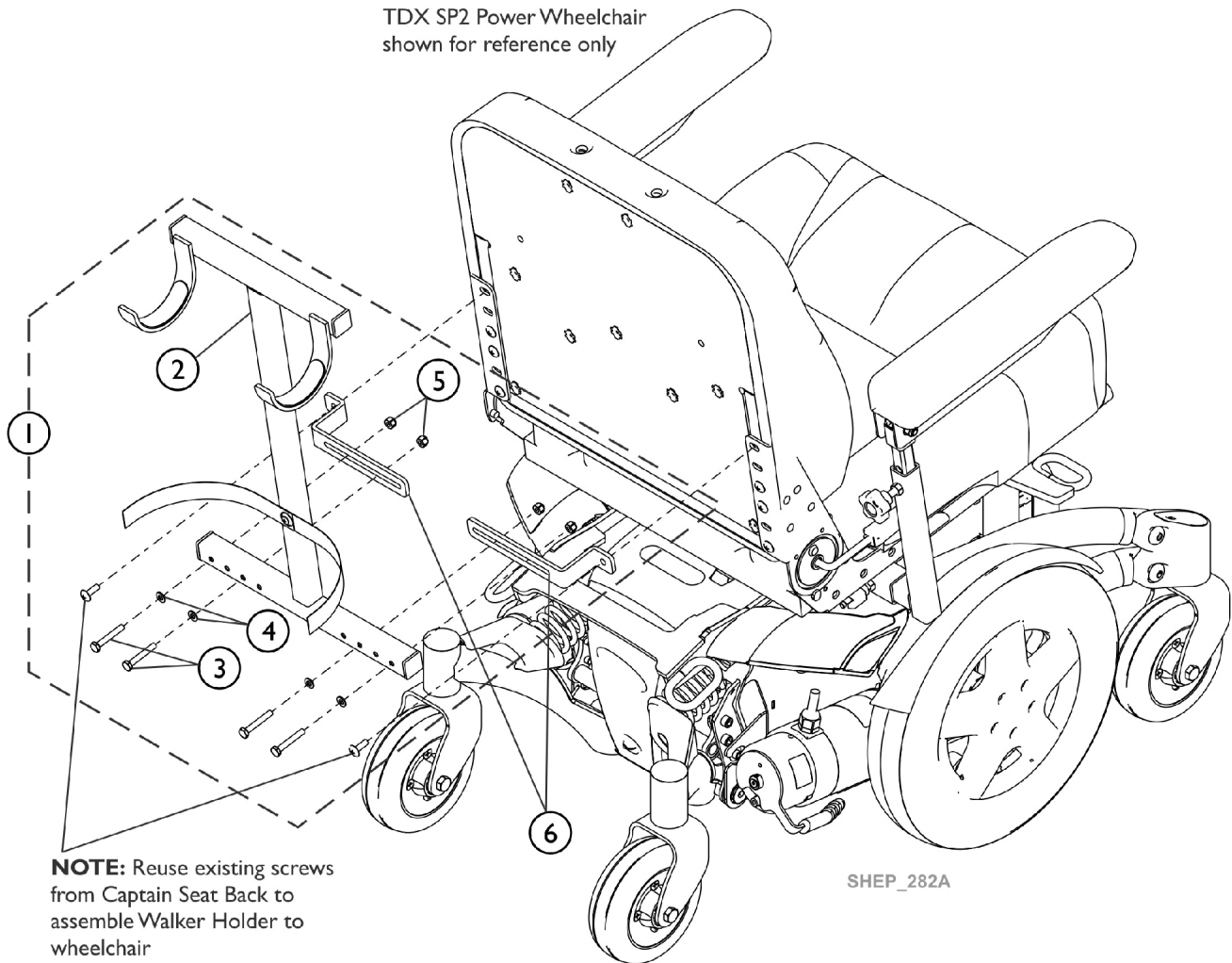


## Accessories - Remote (Joystick) Tops

Item Number	Note	Part Number	Description	Quantity Per	
				Package	Assembly
1		60102547	Kit, Handle, Joystick, 3" U Shaped	1	1
1		60102549	Kit, Handle, Joystick, 4" U Shaped	1	1
2		60102588	Kit, Handle, Joystick, Dome Rubber	1	1
3		60106526	Kit, Handle, Joystick, Grooved Mushroom	1	1
4		60102524	Kit, Chin Cup Assembly - 1826	1	1
5		60102590-NLA	NLA - Kit, Handle, Joystick, Ball Knob	1	1
6		60102589-NLA	NLA - Kit, Handle, Joystick, Mushroom Head	1	1
7		60102587-NLA	NLA - Kit, Handle, Joystick, Blue Aluminum Top	1	1
	A	60102586	Kit, Extension, Joystick, "T" Style (1560) (4" W x 5-1/2" L)	1	1
	A	60102585	Kit, Extension, Joystick, Straight Style (1561) (1/2" W x 5" L)	1	1
NOTE: A - Not Shown					

# Accessories - Walker Holder Assembly - CSWH

TDX SP2 Power Wheelchair  
shown for reference only

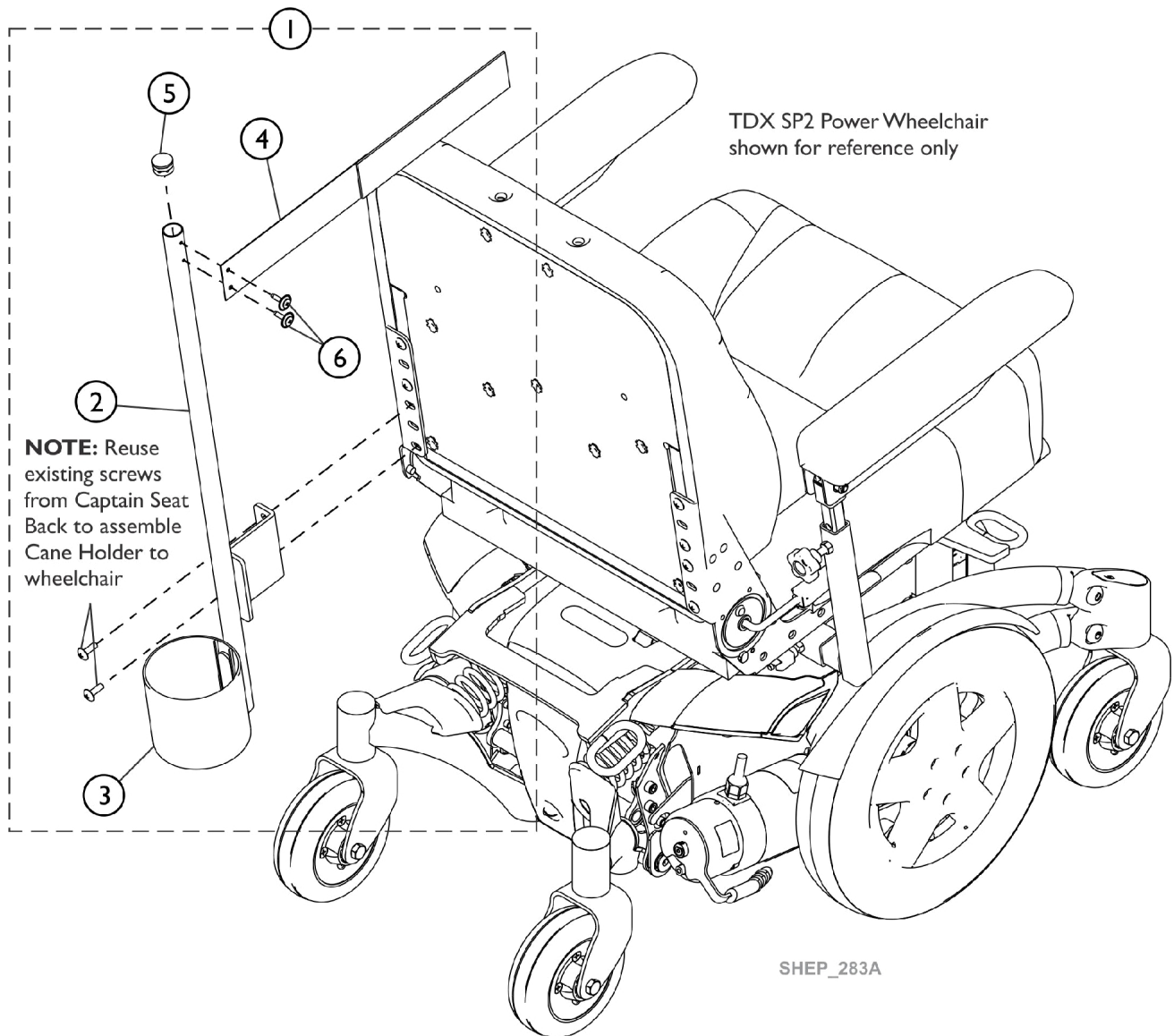


## Accessories - Walker Holder Assembly - CSWH

Item Number	Note	Part Number	Description	Quantity Per	
				Package	Assembly
1	A	60108348	Kit, Walker Holder Assembly, Black - Captain Seat	1	1
2			Walker Holder Assembly - Captain Seat	1	1
3			Screw, Hex Head (1/4-20 x 1-5/8")	1	4
4			Washer (1/4 x 1/2 x 1/16")	1	4
5			Locknut (1/4-20)	1	4
6		60108347	Kit, Bracket, Walker Hanger, Black (16, 18, 20, 22" W Captain Seat)	1	2
6		60108357	Kit, Bracket, Walker Hanger, Black (24" W Captain Seat)	1	2

NOTE: A - Includes items 2-5

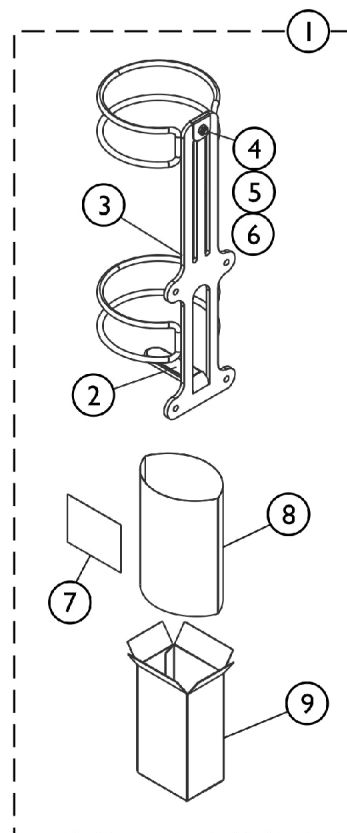
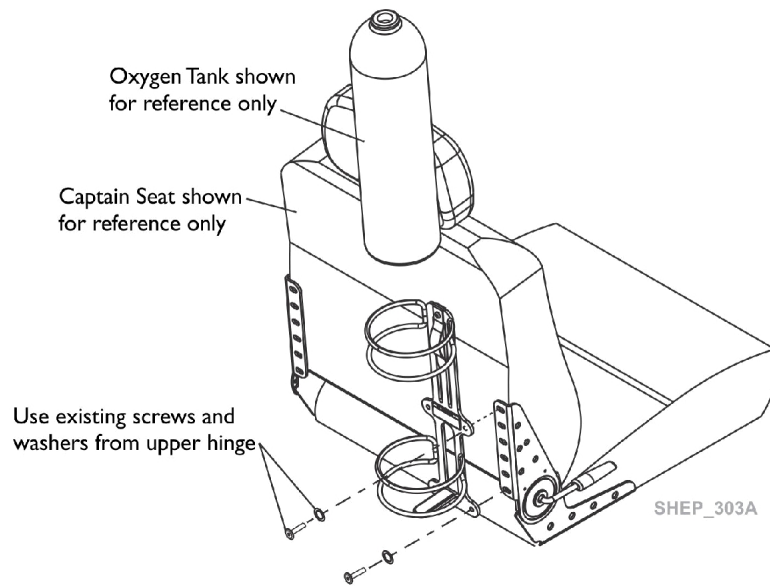
# Crutch and Cane Holder - CSCC



## Crutch and Cane Holder - CSCC

Item Number	Note	Part Number	Description	Quantity Per	
				Package	Assembly
1	A	60108349	Kit, Crutch and Cane Holder Assembly, Black - Captain Seat	1	1
2			Bracket, Crutch and Cane Holder, Black	1	1
3			Cup, Crutch/Cane Holder, Black	1	1
4			Crutch and Cane Holder Strap Assembly	1	1
5			Plug Button, Black (7/8")	1	1
6			Screw w/ Washer (#10 x 7/8")	1	2
NOTE: A - Includes items 2-6					

# Oxygen Holder Assembly Kit - CSO2



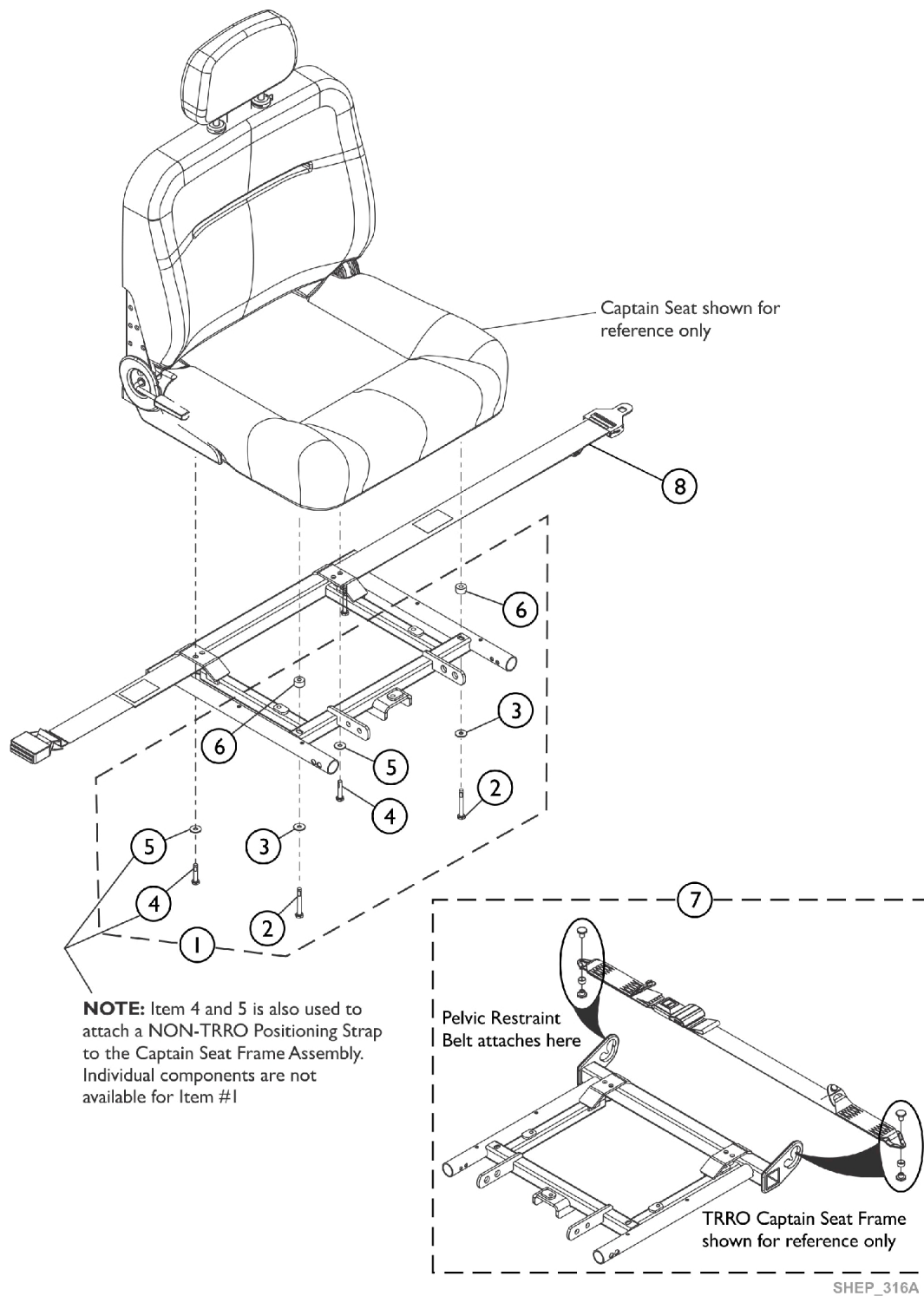
**For O2 Holder D or E size tanks**



## Oxygen Holder Assembly Kit - CSO2

Item Number	Note	Part Number	Description	Quantity Per	
				Package	Assembly
1	A	1116956	Oxygen Holder Assembly(D or E Tanks)	1	1
NOTE: A - Includes Oxygen Holder plus items 2-9.					

# Positioning Straps and Pelvic Restraint Belts



## Positioning Straps and Pelvic Restraint Belts

Item Number	Note	Part Number	Description	Quantity Per	
				Package	Assembly
1	E	1147626	Kit, Captain Seat Mounting Hardware	1	1
2			Screw, Hex Head Cap w/ Patch (1/4-20 x 2-1/4")	1	2
3			Washer, Steel (1/4 x 5/8 x 3/32")	1	2
4			NLA - Screw, Hex Head Cap w/ Patch (1/4-20 x 1")	1	2
5			Washer (1/4 x 23/32 x 1/16")	1	2
6			NLA - Spacer (1/4 x 5/8 x 3/8")	1	2
7	A,B	60108350	Kit, Belt, Pelvic Restraint w/ Auto Style Push Button Buckle (Bushing Hole to Bushing Hole Length 37")	1	1
7	A,C	60108351	Kit, Belt, Pelvic Restraint w/ Auto Style Push Button Buckle (Bushing Hole to Bushing Hole Length 54")	1	1
8	D,F	1004310	Strap, Positioning, Seat/Chest w/ Auto Style Push Button Buckle (Eyelet to Eyelet Length 48")	1	1
8	D,G	1034625	Strap, Positioning, Seat/Chest w/ Auto Style Push Button Buckle (Eyelet to Eyelet Length 61")	1	1
	D,H	1124380	Strap, Positioning, Seat/Chest w/ Auto Style Buckle (Eyelet to Eyelet Length 94")	1	1
<b>NOTE:</b> A - Pelvic Restraint Belt For TRRO Option Only. B - Used for 16" Wide Captain Seat. C - Used for 18, 20, 22, 24" Wide Captain Seats. D - "NON-TRRO Positioning Strap shares hardware with Captain Seat Assembly Mounting Hardware as shown. See items 4 and 5. E - Includes items 2-6. F - Used for 16" Wide Captain Seat G - Used for 18-22" Wide Captain Seat H - Used for 24" Wide Captain Seat.					

Invacare Corporation

[www.invacare.com](http://www.invacare.com)



***Yes, you can.***

One Invacare Way  
Elyria, Oh USA  
44036-2125  
800-333-6900

Technical Support  
800-832-4707  
Customer Service  
800-333-6900

Literature Orders  
800-333-6900

© 2022 Invacare Corporation. All rights reserved. Republication, duplication or modification in whole or in part is prohibited without prior written permission from Invacare. Trademarks are identified by <sup>TM</sup> and ®. All trademarks are owned by or licensed to Invacare Corporation or its subsidiaries unless otherwise noted.  
(Revised 05/24/22)

Form No. 18-301