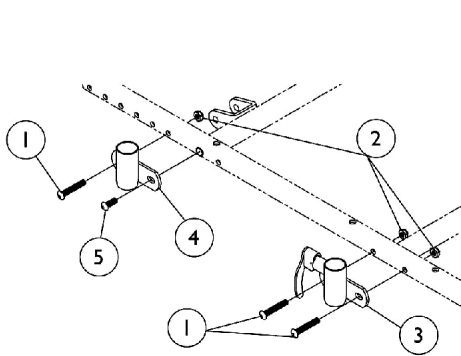
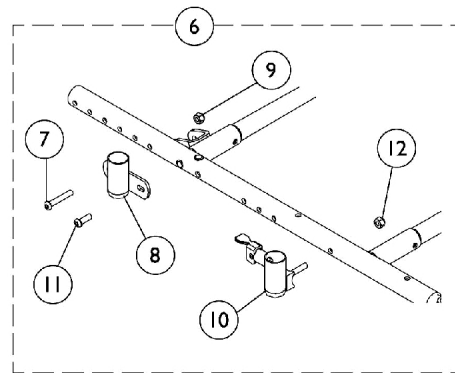


Arm Attaching Hardware

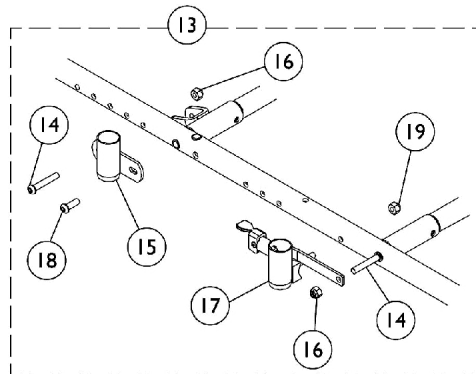


Chairs built Before 10/10/05



Chairs built After 10/09/05

Chairs without Hublock Wheel Locks



Chairs with Hublock Wheel Locks

Arm Attaching Hardware

Item Number	Note	Part Number	Description	Quantity Per	
				Package	Assembly
1		1083099	Screw, Socket Button Head (1/4-28 x 1-1/2")	1	6
2		1065362	Locknut (1/4-28)	1	6
3		1048987	Socket, Arm, Front - Right	1	1
3		1048988	Socket, Arm, Front - Left	1	1
4		1048835	Socket, Arm, Rear - Right/Left	1	2
5		1009838	Screw, Socket Button (1/4-20 x 3/4")	1	2
6	A	1133485	Kit, Arm Attaching Hardware	1	1
7			Screw, Socket Button Head (1/4-28 x 1-1/2")	1	2
8			Socket, Arm, Rear - Right/Left	1	2
9			Locknut (1/4-28)	1	2
10			Arm Socket Assembly - Right	1	1
10			Arm Socket Assembly - Left	1	1
11			Screw, Socket Button (1/4-20 x 3/4")	1	2
12			Nut, Hex with Nylon Cap (1/4-20)	1	2
13	B,C	1133486	Kit, Arm Attaching Hardware w/ Hublock	1	1
14			Screw, Socket Button Head (1/4-28 x 1-1/2")	1	3
15			Socket, Arm, Rear - Right/Left	1	2
16			Locknut (1/4-28)	1	3
17			Arm Socket Assembly, Hublock - Right	1	1
17			Arm Socket Assembly - Left	1	1
18			Screw, Socket Button (1/4-20 x 3/4")	1	2
19			Nut, Hex with Nylon Cap (1/4-20)	1	2

NOTE: A - Includes items 7-12, contains enough hardware for right and left arms.
 B - Includes items 14-19, contains enough hardware for right and left arms.
 C - Right arm socket (item 17) shown. Left arm socket is physically different than the right.