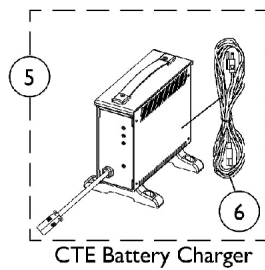
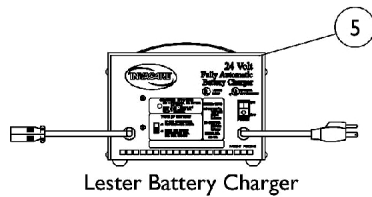
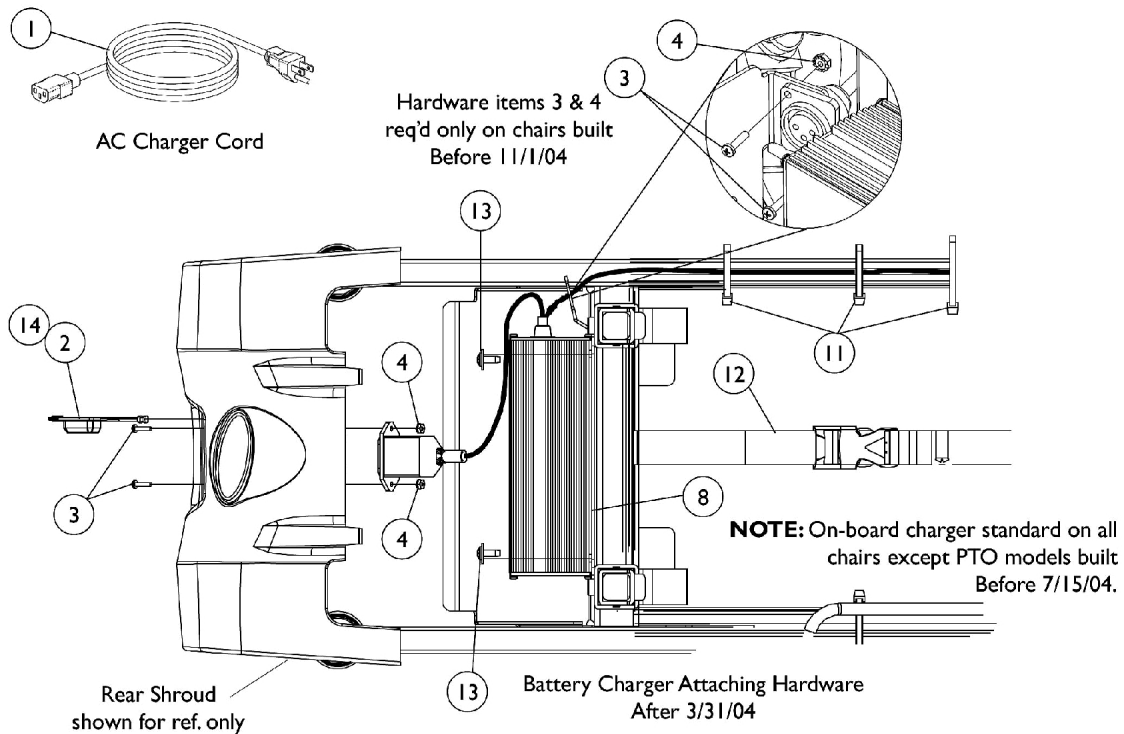
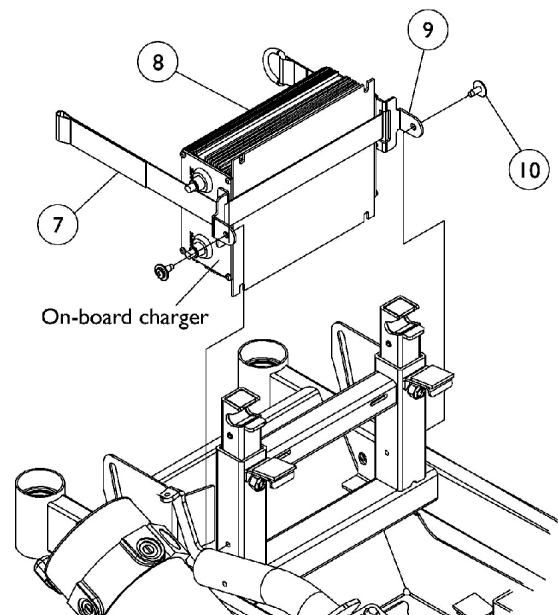


# Battery Chargers - Straps - Hardware

## After 12/18/03



### Battery Charger Attaching Hardware Before 4/1/04 (Item 13 is the attaching hardware After 3/31/04)



## Battery Chargers - Straps - Hardware

### After 12/18/03

Item Number	Note	Part Number	Description	Quantity Per	
				Package	Assembly
1		1121086	Cord, AC Power, 115VAC, 3 Prong On-Board (6' 6-1/2" L)	1	1
2		1119198	Cover, Connector	1	1
3		1021742	Screw, Phillips Pan Head (#4-40 x 1/2")	1	4
4		P0870X000	Nut, Hex Keps (#4-40)	1	4
5	A,J	1053161-NLA	NLA - Charger, Battery, 8 Amp, 115vac, Off Board Dual Mode Round Plug, Lester	1	1
5	C	1123249	Charger, Battery, 8 Amp. 115vac (Off Board) Single Mode Round Plug w/ AC Power Line Cord	1	1
5	C	1123249E-NLA	NLA - WARR RPLMT - Charger, Battery, 8 Amp, 115VAC (Off Board) Single Mode Round Plug w/ AC Power Line Cord	1	1
6	I	1089627-NLA	NLA - Cord, AC Power, 115VAC, 2 Prong Off-Board (11' 6" L)	1	1
6		1121086	Cord, AC Power, 115VAC, 3 Prong On-Board (6' 6-1/2" L)	1	1
7	D	1112569-NLA	NLA - Strap, Charger	1	1
8	B,H	1123102-NLA	NLA - Charger, Battery, Dual Mode, Round Plug, 5 Amp, On-Board	1	1
8	F,G,H	1123526	Charger, Battery, Dual Mode 5 Amp, On-Board	1	1
8	F,G,H	1123526E-NLA	NLA - WARR RPLMT - Charger, Battery, Dual Mode 5 Amp, On-Board	1	1
9	D	1113441-NLA	NLA - Tab, Charger Strap	1	2
10	D	1114308	Screw, Phillips Pan Head Tap (#10-32 x 1/2")	1	2
11		98007X005	Tie Wrap (11-1/2" L)	1	8
12		1080872-NLA	NLA - Strap and Buckle Assembly	1	1
13	E	1114308	Screw, Phillips Pan Head Tap (#10-32 x 1/2")	1	2
14		1123228-NLA	NLA - Decal, Cover Connector	1	1

NOTE: A - The 8 Amp. Lester charger was standard on-chair before 4/1/04 and the CTE battery charger became standard on-chair 4/1/04 thru 7/14/04 with a Power Tilt Only (PTO) seating system. PTO Plus models (After 7/14/04) come std. with an on-board charger.

B - Used on all Non Power Tilt Only chairs built Before 11/1/04 and PTO Plus chairs built between 7/15/04 and 5/31/05. Prior to 7/15/04, PTO chairs did not use an on board charger.

C - CTE charger introduced on-chair as an optional choice 4/1/04. Used on Gel Cell or AGM (Absorbed Glass Mat) batteries. Serial number starts with 04A00000001. For wet cell batteries refer to the Lester 8 Amp. charger.

D - Charger attaching hardware Before 4/1/04. These items were replaced by item 13.

E - Charger attaching hardware After 3/31/04.

F - Used on all Non Power Tilt Only chairs built After 10/31/04 and all PTO Plus chairs built After 5/31/05.

G - Although interchangeable, this charger may be different than the original. This charger was supplied by either Signet or CTE. The CTE charger has 2 LED's versus 1 LED on the Signet charger.

H - This Part includes Item 1 AC Power Cord Part # 1121086.

I - No longer available as a service part. Please use 1121086 as its replacement.

J - Use Battery Charger part number 1123249 as a replacement.