

ICC - Tub 6300, 6300ADH



Yes, you can.

Parts Catalog Usage Guide

The information contained in this document is subject to change without notice. This catalog contains service parts for Form No. 10-081. If you have any questions regarding this catalog, please contact one of our Customer Service Representatives.

**For Customer Service and Technical Support, Call:
1-800-668-2337**

**For Literature Requests, Call:
1-800-668-2337 or visit our website
www.invacare-cc.com**

SYMBOL DEFINITION

Throughout this catalog you will notice letters to draw your attention to specific footnotes which are located at the bottom of the page or below specified charts.

Examples:

A,B,C etc. = Special Comments
NOTE: = General information pertaining to that specific page
NLA = No Longer Available

HARDWARE MEASUREMENTS

The measurements for the hardware will be listed as follows:

Screws, Bolts Diameter X Thread Count/Pitch X Length
Washers Inside Diameter X Outside Diameter X Thickness
Spacers Inside Diameter X Outside Diameter X Length

For your convenience, we have supplied an area for you to list your Invacare Representatives.

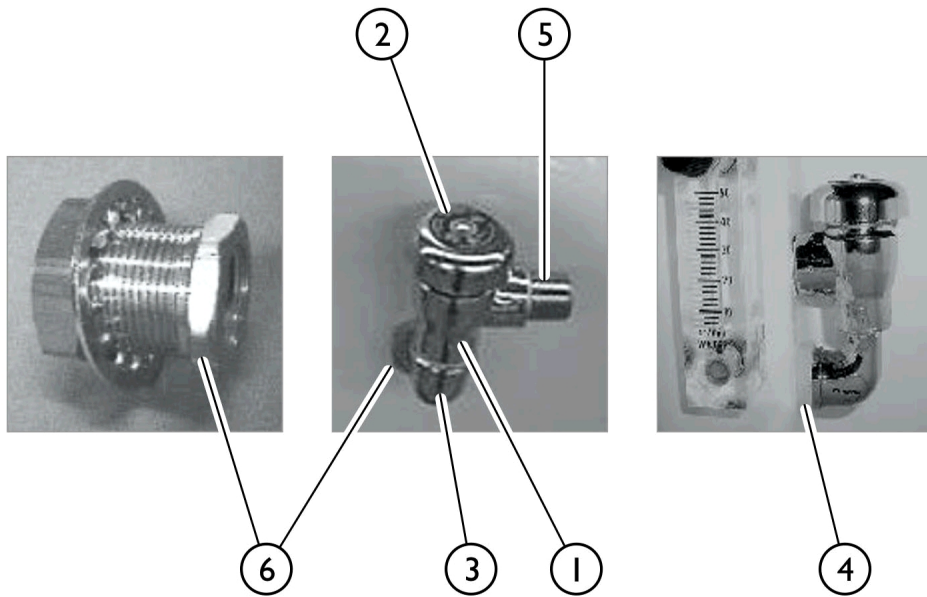

Name	Phone Numbers

© 2022 Invacare Corporation. All rights reserved. Republication, duplication or modification in whole or in part is prohibited without prior written permission from Invacare. Trademarks are identified by ™ and ®. All trademarks are owned by or licensed to Invacare Corporation or its subsidiaries unless otherwise noted.

TABLE of CONTENTS

Description	Page Number
01. Back Flow Preventer	3
02. Base Components - Adjustable Height and Stationary	5
03. Disinfectant Compartment, Access Panel, and Trim	7
04. Disinfectant System	9
05. Drain Components	11
06. Electrical Components	13
07. Electrical Equipment	15
08. Faceplate Components	17
09. Fittings - Identification	19
10. Fittings - Plastic w/ Tubes	21
11. Fittings - PVC and Pipe	23
12. Jet Assembly	25
13. Mixing Valve - RADA 222	27
14. Overflow Assembly	28
15. Pump - Ultra Flow	29
16. Shower Fill Components	31
17. Tub Fill Components	32
18. Whirlpool Inlet Assembly	33

Back Flow Preventer





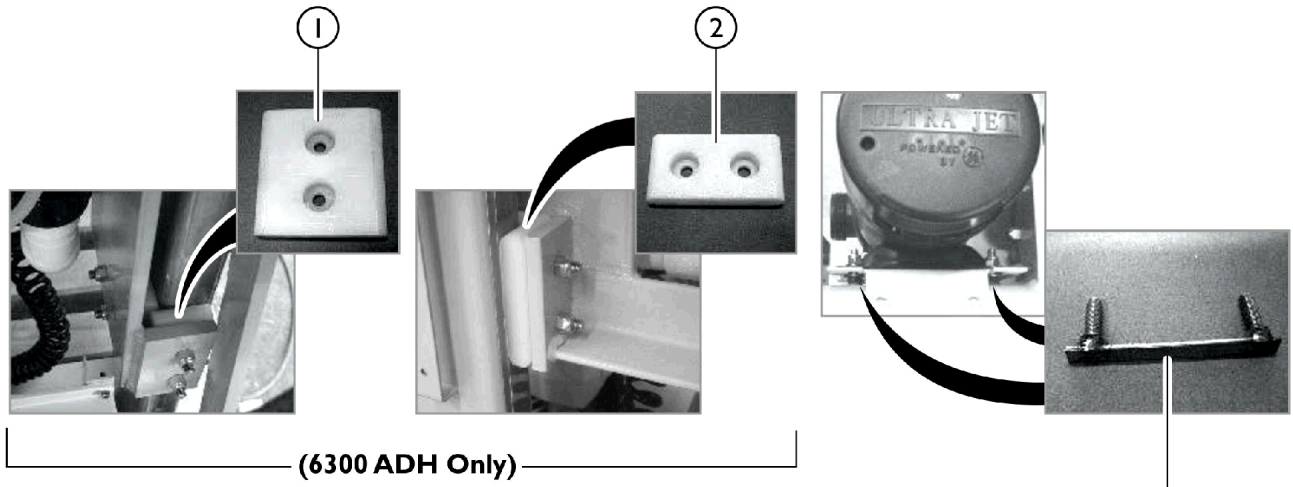
SICC_020A

Back Flow Preventer

Item Number	Note	Part Number	Description	Quantity Per	
				Package	Assembly
1		PAR7380AG	Back Flow Preventer - Conbraco (1/2") (One Screw in Cap)	1	2
2		IHPAR7383C	Bonnet	1	2
3		PAR1136	Elbow, 90 Degrees - Chrome	1	2
4		PAR6160D	Washer, Nylon, Backflow Preventer and Chrome Elbow	1	2
5		1096925-NLA	NLA - Threaded Adapter (1/2" NPT)	1	2
6		1094375-NLA	NLA - Fitting, Bulkhead (3/4" MP-0D x 1/2" FP-ID)	1	2
	A	IHPAR7384C	Kit, Repair	1	1

NOTE: A - Not shown.

Base Components - Adjustable Height and Stationary

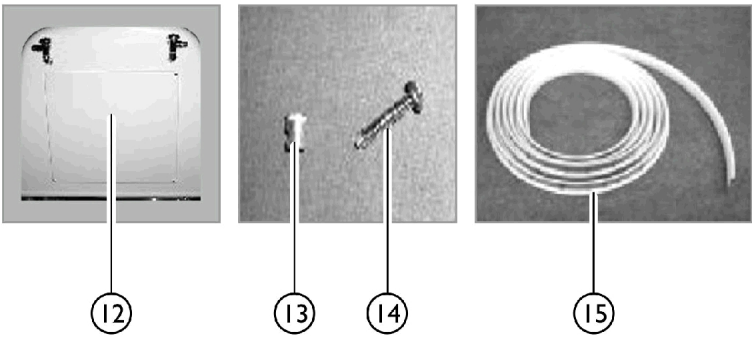
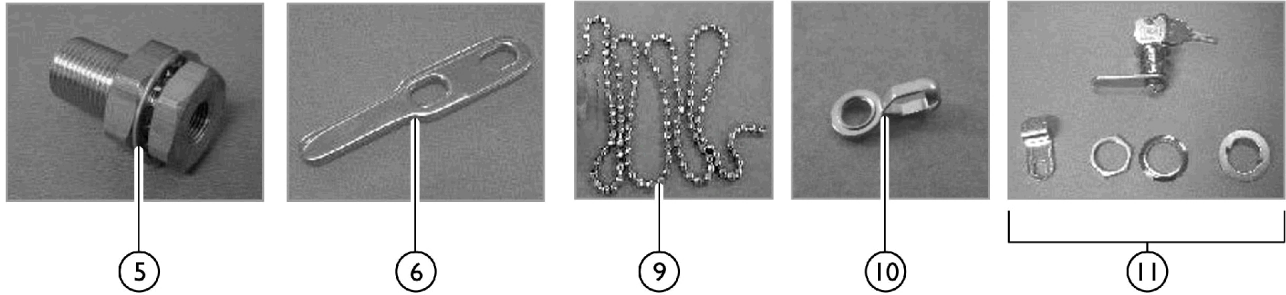




SICC_027A

Base Components - Adjustable Height and Stationary

Item Number	Note	Part Number	Description	Quantity Per	
				Package	Assembly
1		1089054-NLA	NLA - Pad, Glide, Large	1	2
2		1089055-NLA	NLA - Pad, Glide, Small	1	4
3		1096978-NLA	NLA - Bracket, Pump	1	1
4		1092783-NLA	NLA - Bracket, Mounting, Pump	1	1
5		1089056-NLA	NLA - Brace, Top	1	1
6		1089052-NLA	NLA - Frame, Base	1	1
7		1165912	Cover, Side - Right	1	1
8		1165913	Cover, Side - Left	1	1
9		1165914	Cover, Rear	1	1
10		1093367-NLA	NLA - Pad, Leveling	1	4

Disinfectant Compartment, Access Panel, and Trim




SICC_028A

Disinfectant Compartment, Access Panel, and Trim


Item Number	Note	Part Number	Description	Quantity Per	
				Package	Assembly
1		PAR1108	Metering Valve	1	1
2		PAR7380AG	Back Flow Preventer - Conbraco (1/2") (One Screw in Cap)	1	1
2		IHPAR7383C	Bonnet	1	1
2		PAR1136	Elbow, 90 Degrees - Chrome	1	1
2		PAR6160D	Washer, Nylon, Backflow Preventer and Chrome Elbow	1	1
		IHPAR7384C	Kit, Repair	1	1
3		1090097-NLA	NLA - Storage Compartment	1	1
4		PAR1110C	Valve, Two Way Ball (Disinfectant on/off)	1	1
5		1094447-NLA	NLA - Fitting, Bulkhead	1	1
6		1096930-NLA	NLA - Plate, Lock	1	1
7		PAR5410	Hinge, Access Door	1	1
8		1090098-NLA	NLA - Lid, Storage	1	1
9		PAR9818-NLA	NLA - Chain, Beaded (1")	1	1
10		PAR9821	Chain Clip, Drain Plug	1	1
11		1096981-NLA	NLA - Lock w/ Keys	1	1
12		1096986-NLA	NLA - Panel, Back Access	1	1
13		1097286	Threaded Insert (#10-24)	1	1
14		IHPAR9931	Screw (#10-24 x 1)	1	1
15	A	1143642	Trim Kit	1	1

NOTE: A - Twenty One feet required.


Disinfectant System




1




2




3




4




5



6



7




8

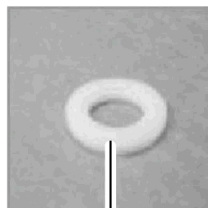
10



9




11



12



13



14


SICC_022A

Disinfectant System

Item Number	Note	Part Number	Description	Quantity Per	
				Package	Assembly
1		PAR1110C	Valve, Two Way Ball (Disinfectant on/off)	1	1
2		PAR1110	Handle, Replacement	1	1
3		PAR1108	Metering Valve	1	1
4		IHPAR1106	Metering Valve Replacement Knob	1	1
5		PAR5673	Check Valve (1/4" FPT)	1	1
6		1096922-NLA	NLA - Injector Assembly (1/2" FPT)	1	1
		PAR1030	Injector Assembly (3/8" FPT)	1	1
7		IHPAR1034	Check Valve and Suction Tube, Disinfectant	1	1
8	A	IHPAR1032-NLA	NLA - Weight, Ceramic (for disinfectant suction tube and check valve)	1	1
		PAR1161	Connector, Male (3/8" Tube x 3/8" MP)	1	2
9		PAR7380AG	Back Flow Preventer - Conbraco (1/2") (One Screw in Cap)	1	2
10		IHPAR7383C	Bonnet	1	1
11		PAR1136	Elbow, 90 Degrees - Chrome	1	1
12		PAR6160D	Washer, Nylon, Backflow Preventer and Chrome Elbow	1	1
13		PAR5087B-NLA	NLA - Wand, Disinfectant	1	1
14		PAR5118G	Hose, Shower and Disinfectant Wand	1	1
	B	IHPAR7384C	Kit, Repair	1	1

NOTE: A - If 1/2" FRT Thread Connection, order (2 ea.)part number PAR1161
B - Not Shown.

Drain Components



Drain Hose Assembly

SICC_023A

Drain Components


Item Number	Note	Part Number	Description	Quantity Per	
				Package	Assembly
1		60106483-NLA	NLA - Drain Assembly (2")	1	1
2		PAR7188	Gasket	1	1
3		PAR9817A	Plug, Drain with Chain	1	1
4		PAR9821	Chain Clip, Drain Plug	1	1
5		PAR5816C	90 Degree Threaded Elbow (2")	1	1
6		PAR8081-NLA	NLA - PVC Pipe (2") (Sold by the foot)	1	1
7		PAR5780BC	Reducing "T", Sanitary (2 x 2 x 1-1/2")	1	1
8		PAR5760C	Elbow, 90 Degree (1-1/2")	1	1
9		PAR5640B	Flex Pipe (1-1/2") (Sold by the foot)	1	1
10		PAR5624B-NLA	NLA - 1-1/2" Special Coupling	1	1
11		PAR5625B-NLA	NLA - Hose, Vacuum (2")	1	1

Electrical Components

1




2



3



4




5



6

7



8

9






10

SICC_024A

Electrical Components

Item Number	Note	Part Number	Description	Quantity Per	
				Package	Assembly
1		1094452-NLA	NLA - Switch Plug Harness	1	1
2		1151444-NLA	NLA - Switch Assembly	1	2
3		1097284-NLA	NLA - Cord, Power, Main	1	1
4		PAR5291-NLA	NLA - Grommet, Rubber	1	1
5		TRP1045	Retractable Electrical Cord	1	1
6		PAR2823A-NLA	NLA - Grip, Cord, Small (1/2")	1	1
7		PAR2823-NLA	NLA - Grip, Cord, Large (1/2")	1	1
8		PAR2825-NLA	NLA - Electrical Box	1	1
9		PAR2826-NLA	NLA - Electrical Box Cover	1	1
10		1095052-NLA	NLA - Actuator, Tub	1	1

Electrical Equipment

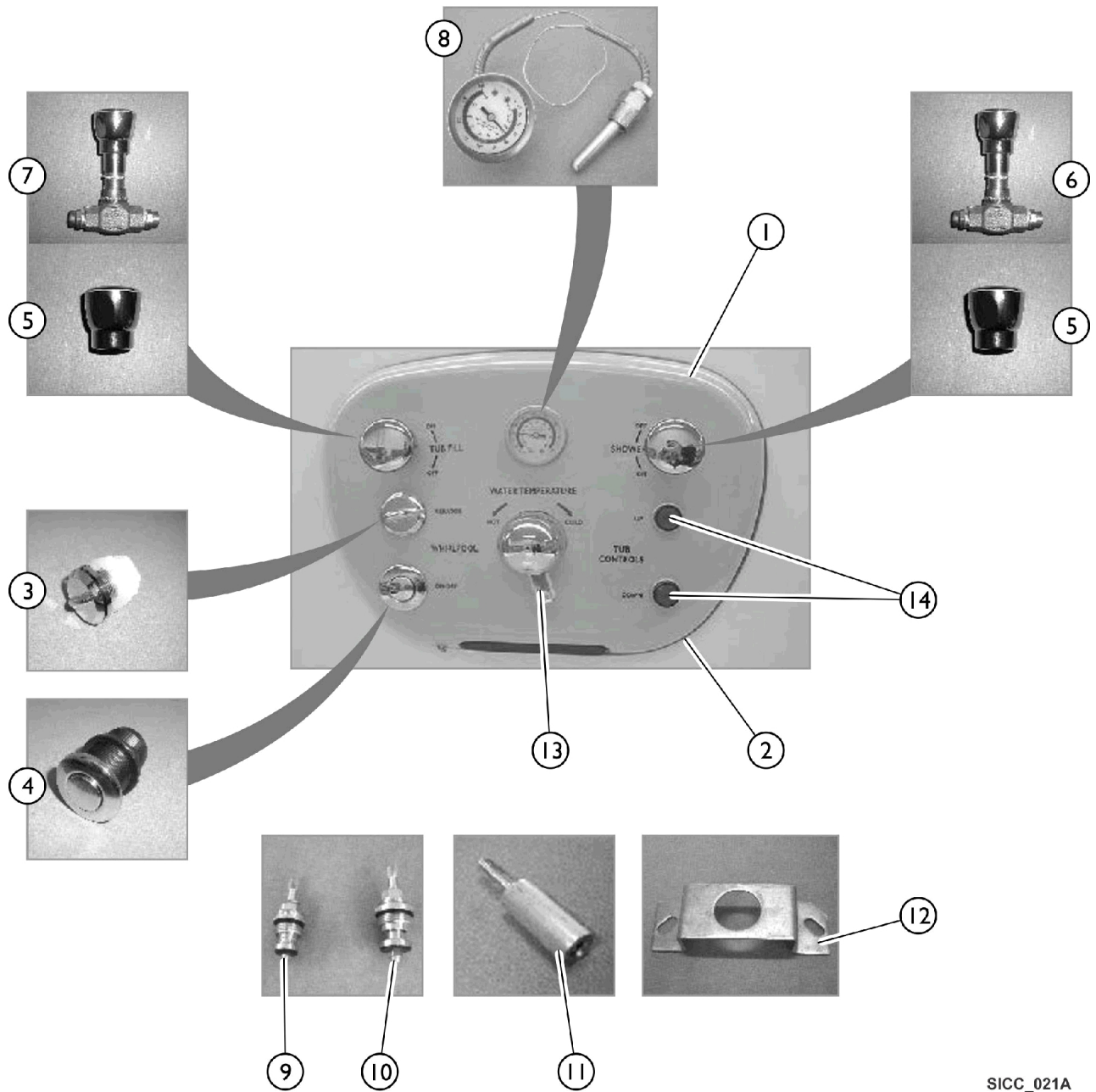


SICC_025A

Electrical Equipment

Item Number	Note	Part Number	Description	Quantity Per	
				Package	Assembly
1		1095052-NLA	NLA - Actuator, Tub	1	1
2		1095065-NLA	NLA - Box, Actuator Control	1	1
3		PAR2823-NLA	NLA - Grip, Cord, Large (1/2")	1	1
4		PAR2825-NLA	NLA - Electrical Box	1	1
5		IHPAR2823A	Grip, Cord, Small (1/2")	1	1
6		TRP1045	Retractable Electrical Cord	1	1
7		PAR5291-NLA	NLA - Grommet, Rubber	1	1
8		1097284-NLA	NLA - Cord, Power, Main	1	1

Faceplate Components



SICC_021A

Faceplate Components


Item Number	Note	Part Number	Description	Quantity Per	
				Package	Assembly
1		1090096-NLA	NLA - Faceplate, Tub Controls	1	1
1		1093346-NLA	NLA - Faceplate, Fixed Height, Tub Controls	1	1
2		1095070-NLA	NLA - Faceplate Trim, Grey	1	1
3	A	PAR5590A-NLA	NLA - Air Vent Assembly, White	1	1
4		PAR5510C-NLA	NLA - On/Off Button	1	1
5		PAR6652A-NLA	NLA - Handle, Lynwood Plastic (Metal no longer available)	1	1
6		IHPAR6652-NLA	NLA - Valve, Shower (1/2")	1	1
7		PAR6653	Valve, Fill, Tub (3/4")	1	1
8		PAR5710E	Gauge, Temperature	1	1
9		PAR6652B-NLA	NLA - Stem and Cartridge, Shower (1/2")	1	1
10		PAR6653B	Stem and Cartridge, Tub Fill (3/4")	1	1
11		1093365-NLA	NLA - Stud, Mounting, Faceplate	1	1
12		1093352-NLA	NLA - Bracket, Mounting, Mixing Valve	1	1
13		PAR6670CG	NLA - Valve, Complete RADA Mixing	1	1
14		1151444-NLA	NLA - Switch Assembly	1	2

NOTE: A - White Air Vent Assembly replaced Chrome. Functionality is the same.


Fitting Identification

See Bill of Material on Following Page


Disinfectant Cabinet Drain Fitting



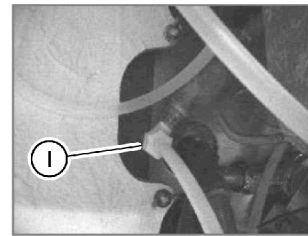
Injector Connection Fittings



Check Valve Connections And Fitting To Suction Return




Shower Valve Connection




Disinfectant Holder and Shower Drain Fittings




Fitting Connection To Jet Housing From Check Valve




Disinfectant On/Off Valve, Brass Barb Fitting




Double "T" Fitting Connectors And Fitting Connection To The Overflow Housing



Back Flow Preventer Connections and Metering Valve Brass Barb Fitting



Back Flow Connector Fitting Assembly For Disinfectant And Shower Hose Connection






SICC_030A

Fitting Identification

Item Number	Note	Part Number	Description	Quantity Per	
				Package	Assembly
1		PAR1160	Connector, Male (3/8" Tube x 1/4" MP)	1	1
2		PAR1162	Connector, Male (3/8" Tube x 1/2" MP)	1	1
3		PAR1159	Connector, 90 Degree, Male (3/8" Tube x 1/4 MP)	1	1
4		IHPAR1154-NLA	NLA - Nut, Compression (3/8")	1	1
5		PAR7110D-NLA	NLA - Elbow, 90 Degree (3/8" Tube x 1/2" MP)	1	1
6		1096925-NLA	NLA - Threaded Adapter (1/2" NPT)	1	1
7		1094375-NLA	NLA - Fitting, Bulkhead (3/4" MP-0D x 1/2" FP-ID)	1	1
8		IHPAR1169	Elbow, 90 Degree Push-Loc (3/8" tube x 1/4" MP)	1	1

Plastic Tubes and Fittings

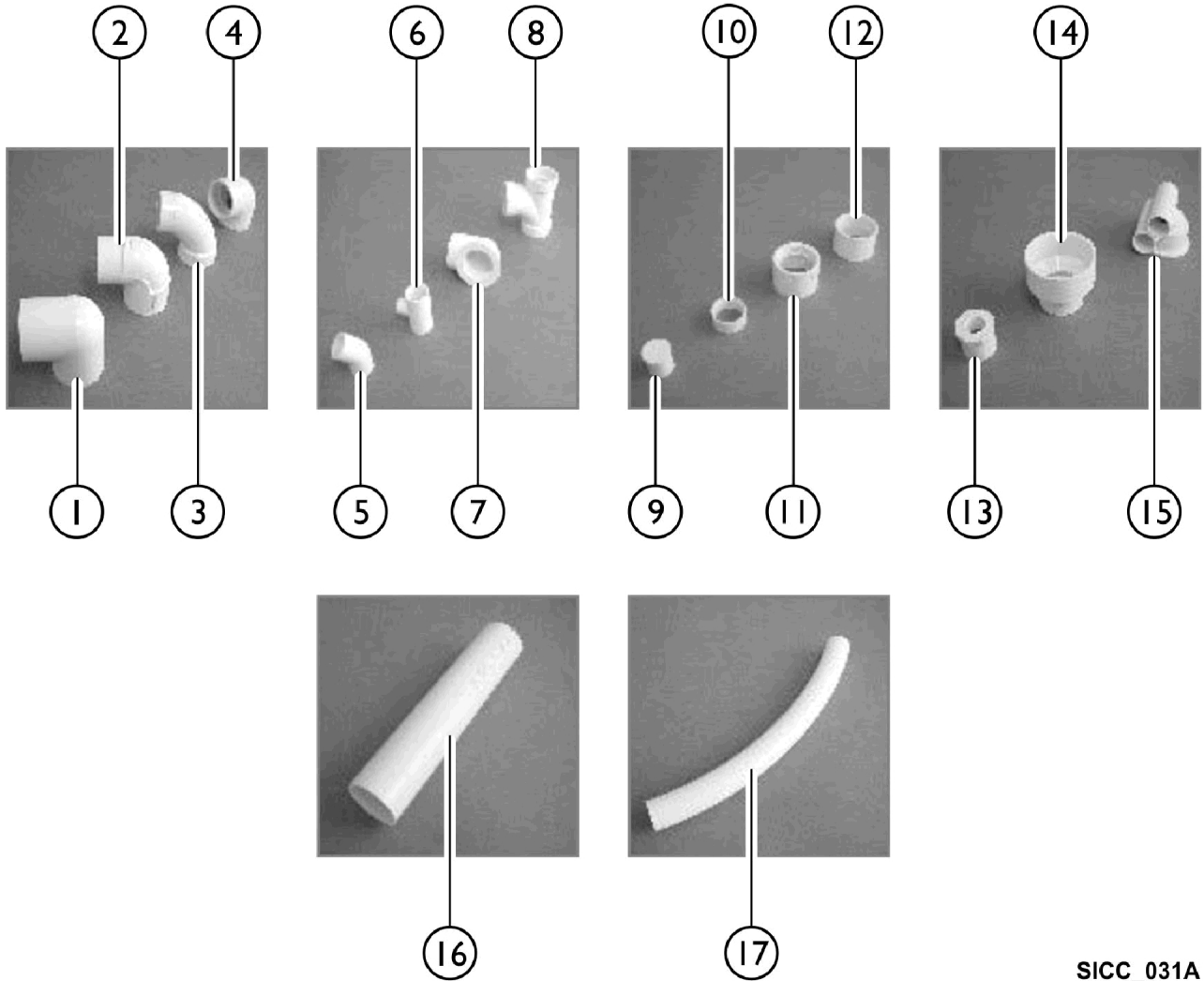


SICC_029A

Plastic Tubes and Fittings

Item Number	Note	Part Number	Description	Quantity Per	
				Package	Assembly
1		IHPAR5675C-NLA	NLA - Connector, Male (1/4" Tube x 1/8" MP)	1	1
		A			
1		IHPAR1164-NLA	NLA - Connector, Male (1/4" Tube x 1/4" MP)	1	1
1		PAR1160	Connector, Male (3/8" Tube x 1/4" MP)	1	1
1		PAR1161	Connector, Male (3/8" Tube x 3/8" MP)	1	1
1		PAR1162	Connector, Male (3/8" Tube x 1/2" MP)	1	1
2		IHPAR5690BC-NLA	NLA - Elbow, Male, 90 Degrees (1/4" Tube x 1/8" MP)	1	1
2		PAR5680BC-NLA	Elbow, Male, 90 Degrees - 1/4" Tube x 1/4" MP	1	1
		A			
2		IHPAR1158-NLA	NLA - Elbow, Male, 90 Degrees (1/4" Tube x 3/8" MP)	1	1
2		PAR1159	Connector, 90 Degree, Male (3/8" Tube x 1/4" MP)	1	1
2		IHPAR1157-NLA	NLA - Elbow, Male, 90 Degrees (3/8" Tube x 3/8" MP)	1	1
3		IHPAR6118C-NLA	NLA - Union "T" (1/4")	1	1
		A			
3		PAR1163-NLA	NLA - Union "T" (3/8")	1	1
4		IHPAR1156	NLA - Connector, Female (3/8" tube x 1/4" MP)	1	1
4		IHPAR6116C	NLA - Connector, Female (1/4" Tube x 1/4" MP)	1	1
4		PAR1160	Connector, Male (3/8" Tube x 1/4" MP)	1	1
4		PAR1161	Connector, Male (3/8" Tube x 3/8" MP)	1	1
4		PAR1162	Connector, Male (3/8" Tube x 1/2" MP)	1	1
5		IHPAR9177A	Male Branch "T" (1/4" Tube x 1/4" Tube x 1/8" MP)	1	1
5		IHPAR6115C-NLA	NLA - Male Branch "T" (1/4" Tube x 1/4" Tube x 1/4" MP)	1	1
		A			
5		IHPAR1158-NLA	NLA - Elbow, Male, 90 Degrees (1/4" Tube x 3/8" MP)	1	1
5		PAR1159	Connector, 90 Degree, Male (3/8" Tube x 1/4" MP)	1	1
5		IHPAR1157-NLA	NLA - Elbow, Male, 90 Degrees (3/8" Tube x 3/8" MP)	1	1
6		IHPAR1153-NLA	NLA - Nut, Compression (1/4")	1	1
6		IHPAR1154-NLA	NLA - Nut, Compression (3/8")	1	1
7		PAR1130-NLA	NLA - Fitting, Brass Barb (1/4" Barb x 1/8" MP)	1	1
8		IHPAR1169	Elbow, 90 Degree Push-Loc (3/8" tube x 1/4" MP)	1	1
9		PAR7110D-NLA	NLA - Elbow, 90 Degree (3/8" Tube x 1/2" MP)	1	1
10		1096925-NLA	NLA - Threaded Adapter (1/2" NPT)	1	1
11		1094375-NLA	NLA - Fitting, Bulkhead (3/4" MP-0D x 1/2" FP-ID)	1	1
12		PAR5561BCD	Tubing, Plastic, Water Supply (3/8" OD x 1/4" ID)	1	1
12		IHPAR5570BC-NLA	NLA - Tubing, Plastic (1/4" OD x 1/8" ID)	1	1
13		PAR5580ABC-NLA	NLA - Tubing, Clear Vinyl (1/4" OD x 1/8" ID)	1	1
		LA			
13		IHPAR5563-NLA	NLA - Tubing, Clear Vinyl (3/8" OD x 1/4" ID)	1	1

Fittings - PVC and Pipe







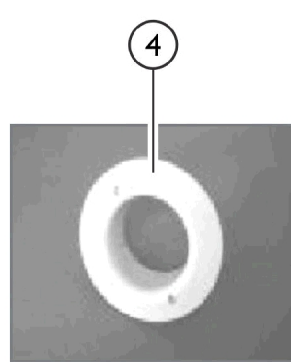
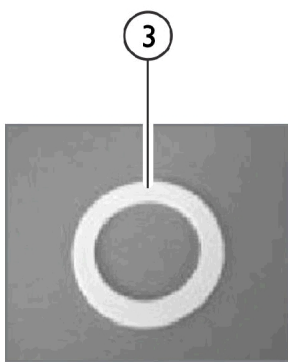
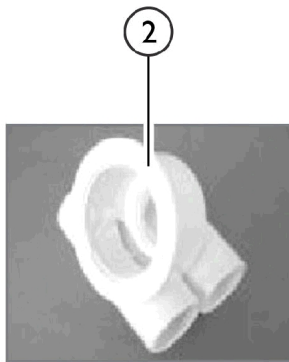

SICC_031A

Fittings - PVC and Pipe

Item Number	Note	Part Number	Description	Quantity Per	
				Package	Assembly
1		PAR5815-NLA	NLA - Elbow, 90 Degree (1")	1	1
1		PAR5760C	Elbow, 90 Degree (1-1/2")	1	1
1		IHPAR5753C-NLA	NLA - Elbow, 90 Degrees (2")	1	1
		A			
2		PAR5780C-NLA	NLA - Elbow, Street, 90 Degree (1")	1	1
2		IHPAR5840-BC-NLA	NLA - Elbow, 90 Degrees Street 1-1/2"	1	1
		A			
2		IHPAR5750C-NLA	NLA - Elbow, 90 Degrees Street (2")	1	1
		A			
3		PAR8082WT	Elbow, 90 Degree, Wide Turn (2")	1	1
4		PAR5816C	90 Degree Threaded Elbow (2")	1	1
5		IHPAR5879C	Elbow, 45 Degrees (1")	1	1
6		PAR5810C-NLA	NLA - Reducing "T" (1 x 1 x 1/2")	1	1
6		PAR5820C-NLA	NLA - Fitting, Tee (1 x 1 x 1")	1	1
6		1095449-NLA	NLA - Standard "T" (1/2")	1	1
7		PAR7185112-NLA	NLA - Elbow Housing (2 x 1-1/2")	1	1
		A			
7		IHPAR7185-2-NLA	Housing, Elbow, Threaded 90 Degrees (2")	1	1
		LA			
8		PAR5780BC	Reducing "T", Sanitary (2 x 2 x 1-1/2")	1	1
8		IHPAR8085-NLA	NLA - Sanitary "T" (2")	1	1
9		PAR5880C-NLA	NLA - Plug (1")	1	1
10		PAR9816	Insert, Ring (1-1/2")	1	1
11		IHPAR2834-NLA	NLA - Coupling, Threaded (1-1/2")	1	1
11		PAR8083	Threaded Adapter (2") (Connects to Drain)	1	1
12		IHPAR5761C-NLA	NLA - Coupling (1-1/2")	1	1
		A			
12		IHPAR5762C-NLA	NLA - Coupling (2")	1	1
		A			
13		IHPAR8086-NLA	NLA - Reducer, Bushing (2 x 1-1/2")	1	1
14		IHPAR5743C-NLA	NLA - Reducer (3 x 2")	1	1
		A			
15		PAR7182E	Jet Housing	1	1
16		IHPAR8079	NLA - PVC Pipe (1")	1	1
16		PAR8080-NLA	NLA - PVC Pipe (1-1/2") (Sold by the foot)	1	1
16		PAR8081-NLA	NLA - PVC Pipe (2") (Sold by the foot)	1	1
17		IHPAR5620-BC-NLA	NLA - Pipe, Flex (1/2")	1	1
		NLA			
17		IHPAR5635BC-NLA	NLA - Pipe, Flex (3/4")	1	1
		NLA			
17		PAR5630B	Flex Pipe (1") (Sold by the foot)	1	1
17		PAR5640B	Flex Pipe (1-1/2") (Sold by the foot)	1	1

Jet Assembly

WHEN REPLACING THE JET FLANGE,
THE TORQUE SPECIFICATION IS 9 - 11 FT./LBS.



SICC_009A


Jet Assembly

WHEN REPLACING THE JET FLANGE,
THE TORQUE SPECIFICATION IS 9 - 11 FT./LBS.

Item Number	Note	Part Number	Description	Quantity Per	
				Package	Assembly
1	A	1094363	Jet Assembly, White	1	1
2		PAR7182E	Jet Housing	1	1
3		PAR7188	Gasket	1	1
4		IHPAR7185F-W S	Nut, White Flange	1	1
5		IHPAR7185EWP P	Push and Pull Jet and Gasket	1	1
6		IHPAR7189	Gasket, Replacement Jet	1	1
7		IHPAR7186	Wrench, Jet Spanner	1	1
8		IHPAR7187	Wrench, Flange Spanner (For Jet Flange and Inlet Suction Guard Heads)	1	1

NOTE: A - Includes items 1 - 5.


Mixing Valve - RADA 222




1




2



3



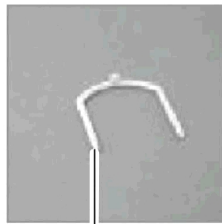
4




5



6




7



8



9



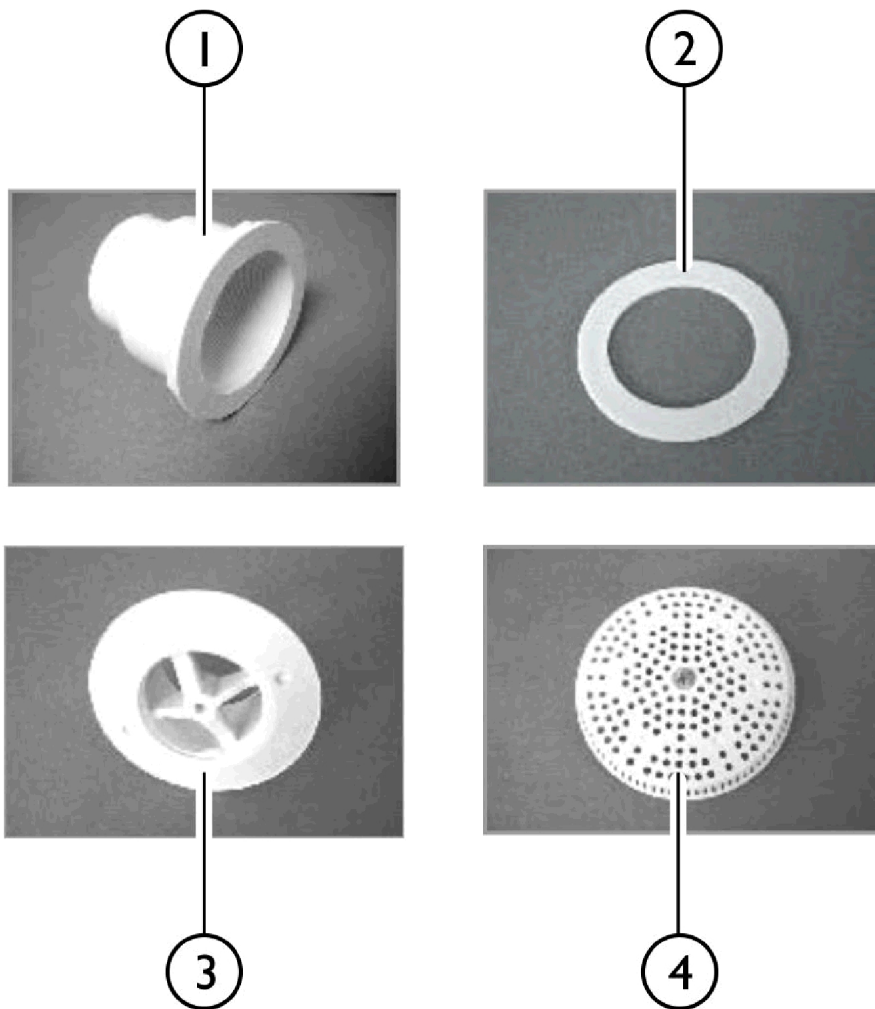
10

SICC_011A

Item Number	Note	Part Number	Description	Quantity Per	
				Package	Assembly
1		PAR6670CG	NLA - Valve, Complete RADA Mixing	1	1
2		PAR6676CG	Cartridge, Replacement	1	1
3		PAR6674CG	Hub, Yellow	1	1
4		PAR6673CG-C	Handle Assembly, Chrome	1	1
4		PAR6673CG-W	NLA - Handle Assembly, White	1	1
5		PAR6672CG	NLA - Set Screw Handle	1	1
6		IHPAR6675	Nut, Head	1	1
7		PAR6675CG	Clip, Removal, Yellow	1	1
8		PAR6677CG	Valve, Inlet Check	1	1
9		PAR6669CG-NL A	NLA - Elbow, 90 Degree, Compression Fitting	1	1
10		PAR6679CG-NL A	NLA - Fitting, Straight Compression	1	1
		IHPAR6681-CG	Service Pack, Mixing Valve, RADA 222	1	1

Overflow Assembly

WHEN REPLACING THE JET FLANGE,
THE TORQUE SPECIFICATION IS 9 - 11 FT./LBS.

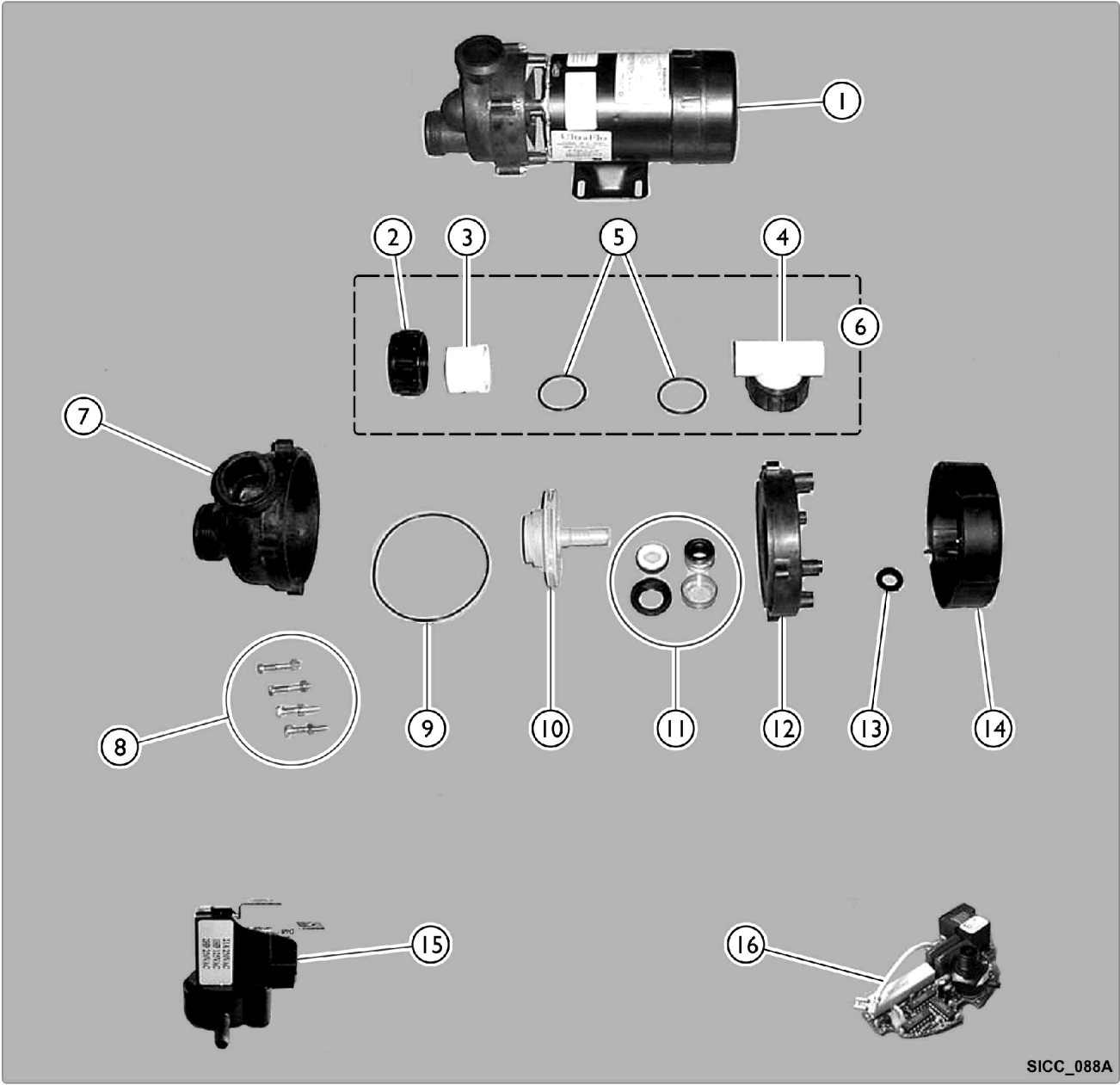


SICC_010A

Item Number	Note	Part Number	Description	Quantity Per	
				Package	Assembly
	A	1094365	Overflow Assembly	1	1
1		1095605-NLA	NLA - Overflow Housing	1	1
2		PAR7188	Gasket	1	1
3		PAR7185G-B	Overflow Guard Head	1	1
4		PAR7185C-W	Cover and Screws, White Overflow	1	1

NOTE: A - Includes items 1 - 4.

Pump - Ultra Flow




SICC_088A

Pump - Ultra Flow

Item Number	Note	Part Number	Description	Quantity Per	
				Package	Assembly
1		PAR5295A-NLA	NLA - Pump, 3/4HP / 110V, with Air Switch	1	1
2		PAR5295K-NLA	NLA - Nut, Union	1	1
3		PAR5295J-NLA	NLA - FE Piece	1	1
4		PAR5295I	Union "T"	1	1
5		PAR5295L-NLA	NLA - O-Ring	1	1
6	A	PAR5295C-NLA	NLA - Union and "T" Set Assembly	1	1
7		PAR5295H-NLA	NLA - Volute Front	1	1
8		PAR5295M-NLA	NLA - Bolt and Nut	1	1
9		PAR5295E-NLA	O-Ring	1	1
10		PAR5295G-NLA	Impellor	1	1
11		PAR5295B-NLA	Seal Assembly	1	1
12		PAR5295D-NLA	NLA - Volute Back	1	1
13		PAR5295F-NLA	NLA - Slinger	1	1
14		IHPAR5295Z-NL A	NLA - Cover, Motor Dust	1	1
15		IHPAR5295N-NL A	NLA - Switch, Air	1	1
16		IHPAR5295O-NL A	NLA - Switch, Air w/ Load Sensor Board	1	1

NOTE: A - Also includes Items 2 (Union Nut), 3 (FE Piece), 4 (T Union), and 5 (O-Ring)


Shower Fill Components



SICC_019A

Item Number	Note	Part Number	Description	Quantity Per	
				Package	Assembly
1		PAR5080BC	Wand, Shower	1	1
2		1095444-NLA	NLA - Shower Wand Holder	1	1
3		PAR5118G	Hose, Shower and Disinfectant Wand	1	1
4		PAR6652A-NLA	NLA - Handle, Lynwood Plastic (Metal no longer available)	1	1
5		IHPAR6652-NLA	NLA - Valve, Shower (1/2")	1	1
6		PAR6652B-NLA	NLA - Stem and Cartridge, Shower (1/2")	1	1

Tub Fill Components




SICC_019B


Item Number	Note	Part Number	Description	Quantity Per	
				Package	Assembly
1		1094647-NLA	NLA - Hose, Water Supply	1	1
2		1093353-NLA	NLA - Tub Spout (Concealed)	1	1
3		1094375-NLA	NLA - Fitting, Bulkhead (3/4" MP-0D x 1/2" FP-ID)	1	1
4		PAR6652A-NLA	NLA - Handle, Lynwood Plastic (Metal no longer available)	1	1
5		PAR6653	Valve, Fill, Tub (3/4")	1	1
6		PAR6653B	Stem and Cartridge, Tub Fill (3/4")	1	1

Whirlpool Inlet Assembly


WHEN REPLACING THE INLET SUCTION GUARD HEAD
THE TORQUE SPECIFICATION IS 9 - 11 FT./LBS.



1




2




3



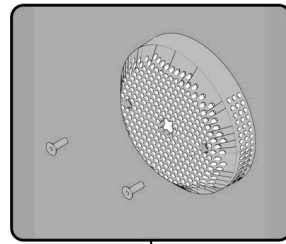
4




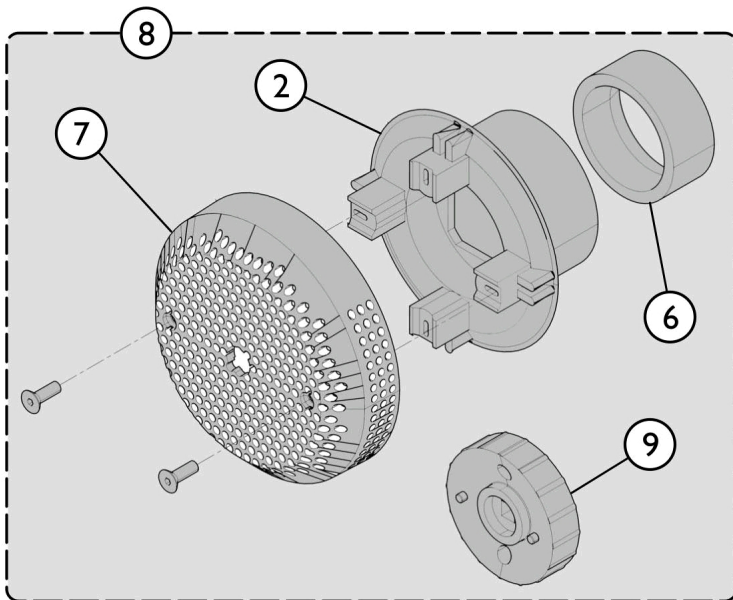
5



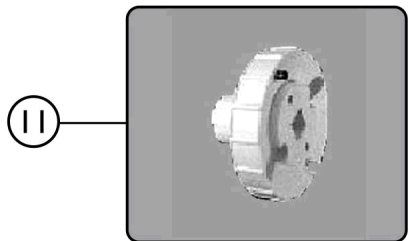
6



7



10



11

SICC_074A

Whirlpool Inlet Assembly

**WHEN REPLACING THE INLET SUCTION GUARD HEAD
THE TORQUE SPECIFICATION IS 9 - 11 FT./LBS.**

Item Number	Note	Part Number	Description	Quantity Per	
				Package	Assembly
1	A	PAR7185A	Inlet Suction Assembly	1	1
2	C	PAR7185G-A	Inlet Suction Guard Head	1	1
3		PAR7185112-NL	NLA - Elbow Housing (2 x 1-1/2")	1	1
		A			
4		1095446	Valve, Stem	1	1
5		PAR7188	Gasket	1	1
6		PAR9816	Insert, Ring (1-1/2")	1	1
7	B	PAR7185B-W	Inlet Suction Cover - White	1	1
8	D	1170078-NLA	Kit, Whirlpool Inlet Assembly	1	1
2			Inlet Suction Guard Head	1	1
6			Insert, Ring (1-1/2")	1	1
7			Inlet Suction Cover - White	1	1
9			Wrench, Flange Spanner (For Jet Flange and Inlet Suction Guard Heads)	1	1
			Instruction Sheet	1	1
10		IHPAR7186	Wrench, Jet Spanner	1	1
11		IHPAR7187	Wrench, Flange Spanner (For Jet Flange and Inlet Suction Guard Heads)	1	1

NOTE: A - Includes Items 2, 3, 5, and 6.
 B - Includes Items 2, 6, 7, and 9. Replace with Inlet Assemblies made before 8/6/10.
 C - Order items 2, 6, 7, and item 11.
 D - Not currently available as a service part.



Yes, you can.

One Invacare Way
Elyria, OH USA
44035
800-333-6900

Customer/Technical Service
800-668-2337
Service Availability
Monday - Friday

Hours of Availability
8 AM - 6 PM EST

© 2022 Invacare Corporation. All rights reserved. Republication, duplication or modification in whole or in part is prohibited without prior written permission from Invacare. Trademarks are identified by ™ and ®. All trademarks are owned by or licensed to Invacare Corporation or its subsidiaries unless otherwise noted. (Revised 07/20/22)