

**FDX®
(Formula™ CGE option included)
and Front Riggings**

Power Wheelchair



Yes, you can.

Parts Catalog Usage Guide

The information contained in this document is subject to change without notice. This catalog contains service parts for Form No. 10-076. If you have any questions regarding this catalog, please contact one of our Customer Service Representatives.

For Customer Service Support Call:

1-800-333-6900

For Faxed In Orders Call:

1-800-678-4682 or

1-440-366-0709

For Technical Service Call:

1-800-832-4707

Literature Can Be Found at:

www.invacare.com

SYMBOL DEFINITION

Throughout this catalog you will notice letters to draw your attention to specific footnotes which are located at the bottom of the page or below specified charts.

Examples:

A,B,C etc. = Special Comments

NOTE: = General information pertaining to that specific page

NLA = No Longer Available

HARDWARE MEASUREMENTS

The measurements for the hardware will be listed as follows:

Screws, Bolts Diameter X Thread Count/Pitch X Length

Washers Inside Diameter X Outside Diameter X Thickness

Spacers Inside Diameter X Outside Diameter X Length

For your convenience, we have supplied an area for you to list your Invacare Representatives.

Name	Phone Numbers

© 2022 Invacare Corporation. Elyria, Ohio. Invacare, Yes, you can., the Blue Medallion Design, FDX are registered trademarks and Formula, Contoura, Personal Back 10, DualFlex, MK6i, are trademarks of Invacare Corporation.

Otto Bock is a registered trademark owned by Otto Bock Orthopaedische Industrie GMBH & Co.. JAY Back is a registered trademark of Sunrise Medical HHG, Inc. Corporation. Super Lube is a registered trademark of Synco Chemical Corporation.

TABLE of CONTENTS

Description	Page Number
A: READ THIS FIRST (THIS CATALOG IS DIFFERENT!)	5
Accessories - Adductors	144
Accessories - Compact Vent Assembly	141
Accessories - Miscellaneous	146
Accessories - Oxygen Holder Assembly Kit	139
Actuator Motor - Elevate & Mounting Hardware - CGE	14
Anti-Tip Assembly - Front (After 8/1/11)	22
Anti-Tip Assembly - Front (Before 8/2/11)	20
Arms - "T" & Hardware	103
Arms - Cantilever	119
Arms - Mtg. Front/Rear Arm Socket Asbly. & Hdwr. (12" - 16" W x 12" - 18" D)	113
Arms - Mtg. Front/Rear Arm Socket Asbly. & Hdwr. (16" - 22" W x 16" - 22" D)	115
Arms - Mtg. Front/Rear Arm Socket Asbly. & Hdwr. (16" - 22" W x 16" - 22" D) TRRO Option	117
Arms - Mtg. Swingaway Hardware	111
Arms - w/o Mtg. Hdwr. - Adjustable Height (12" - 16" W x 12" - 15" D)	105
Arms - w/o Mtg. Hdwr. - Adjustable Height (12" - 16" W x 16" - 18" D) & (16" - 22" W x 16" - 22" D)	107
Arms - w/o Mtg. Hdwr. - Fixed Height (16" - 22" W x 16" - 22" D)	109
Backs - Conventional without Mounting Hardware - (12" - 15" W)	65
Backs - Curve Contoura without Mounting Hardware	68
Backs - Metal Curved Assembly (16" - 22" W)	72
Backs - Mounting Hardware - Conventional (12" - 15" W)	77

TABLE of CONTENTS

Description	Page Number
Backs - Mounting Hardware - Curve Contoura	78
Backs - Mounting Hardware - Metal Curved (16" - 22" W)	80
Backs - Recliner Assembly - ADJRECL Seat Frames	81
Battery Box Assembly - Battery Box Isolation Shroud & Battery Retainer Brackets	12
Battery Chargers & Cables	18
Battery Wire Harnesses & Battery Straps	16
Canes - Back - Mounting Hardware - ADJASBA Seats (12" - 16" W)	95
Canes - Back - Mounting Hardware - Metal Curved Back - Curve Contoura - BPO Option (16" - 22" W)	101
Canes - Back - Mounting Hardware - Nylon Upholstery (16" - 22" W)	97
Canes - Back - Mounting Hardware - Nylon Upholstery (16" - 22" W) TRRO Option	99
Canes - Back & Spreader Bar/Push Handle Asbly. - Sling Nylon Back Uph. (12" - 16" W) - Conv. Back (12" - 15" W)	89
Canes - Back & Spreader Bars - ADJASBA Seats (16" - 22" W)	92
Caster & Forks - Rear	48
Cushions - Seat - Curve Contoura Seating	62
Electronics - MK6i ~PLEASE READ FIRST	122
Frames - Seat ADJASBA - Seat Pan & Hdwr. - (12" - 16" W)	52
Frames - Seat ADJASBA Mtg. Hdwr. - Elevate - CGE (12" - 22" W)	60
Frames - Seat ADJASBA Mtg. Hdwr. - Non-Elevate (12" - 22" W)	58
Frames - Seat ADJASBA/ADJRECL - Seat Pan & Hdwr. (16" - 20" W x 16" - 22" D)	54
Frames - Seat ADJASBA/ADJRECL - Seat Pan & Hdwr. (20" - 22" W x 16" - 22" D)	56
Front Riggings - Center Mount Front Rigging (CTMT-FJ/CTMT-F)	123

TABLE of CONTENTS

Description	Page Number
Front Riggings - Center Mount Rigging (CTMT-F w/ CTMTFB One PC Flip-Up Footboard) ...	131
Front Riggings - Center Mount Rigging Mtg. Hdwr. (CTMT-F/CTMT-FJ) (12" - 22" W)	135
Front Riggings - Center Mount Rigging w/ Adductors Mtg. Hdwr. (CTMT-F/CTMT-FJ) (12" - 22" W)	137
Label Locations For TRRO & TRBKTS Options	10
Motor - 2-Pole, SSD Gearbox & Mounting Hardware	24
Motor - 4-Pole, SSD Gearbox & Mounting Hardware	27
Packaging - Literature & Decals	7
Shroud Finishes - Touch-Up Paints & Upholstery Option	6
Shrouds & Hardware - Conversion Kits - w/ Lights Before 07/11/11	38
Shrouds & Hardware - Conversion Kits - w/o Lights Before 07/11/11	35
Shrouds & Hardware - w/ Lights After 07/10/11	44
Shrouds & Hardware - w/o Lights After 07/10/11	40
Swing Arm & Hardware	31
TRRO & TRBKTS Option Clarification Reference	9
TRRO Instruction Cards	11
Upholstery - Back - Non-Recliner - Nylon	84
Upholstery - Back - Recliner - Nylon	86
Upholstery - Headrest & Pillows	88
Warranty Replacement Parts	149
Wheel Lock Assembly	33
Wheels - Drive Wheels & Mounting Hardware (14" x 3")	50

A: READ THIS FIRST (THIS CATALOG IS DIFFERENT!)

FDX Power Wheelchair
parts catalog information is divided into two separate catalogs.

The Form Numbers and Cover Titles are listed below.

Form # 10-076
FDX
(Formula™ CGE option included)
Power Wheelchair

Form # 06-110
MK6i Electronics

Use both form numbers to order a “complete” Parts Catalog

Shroud Finishes, Touch-Up Paints and Upholstery Option

Shroud Finishes and Touch-Up Paint

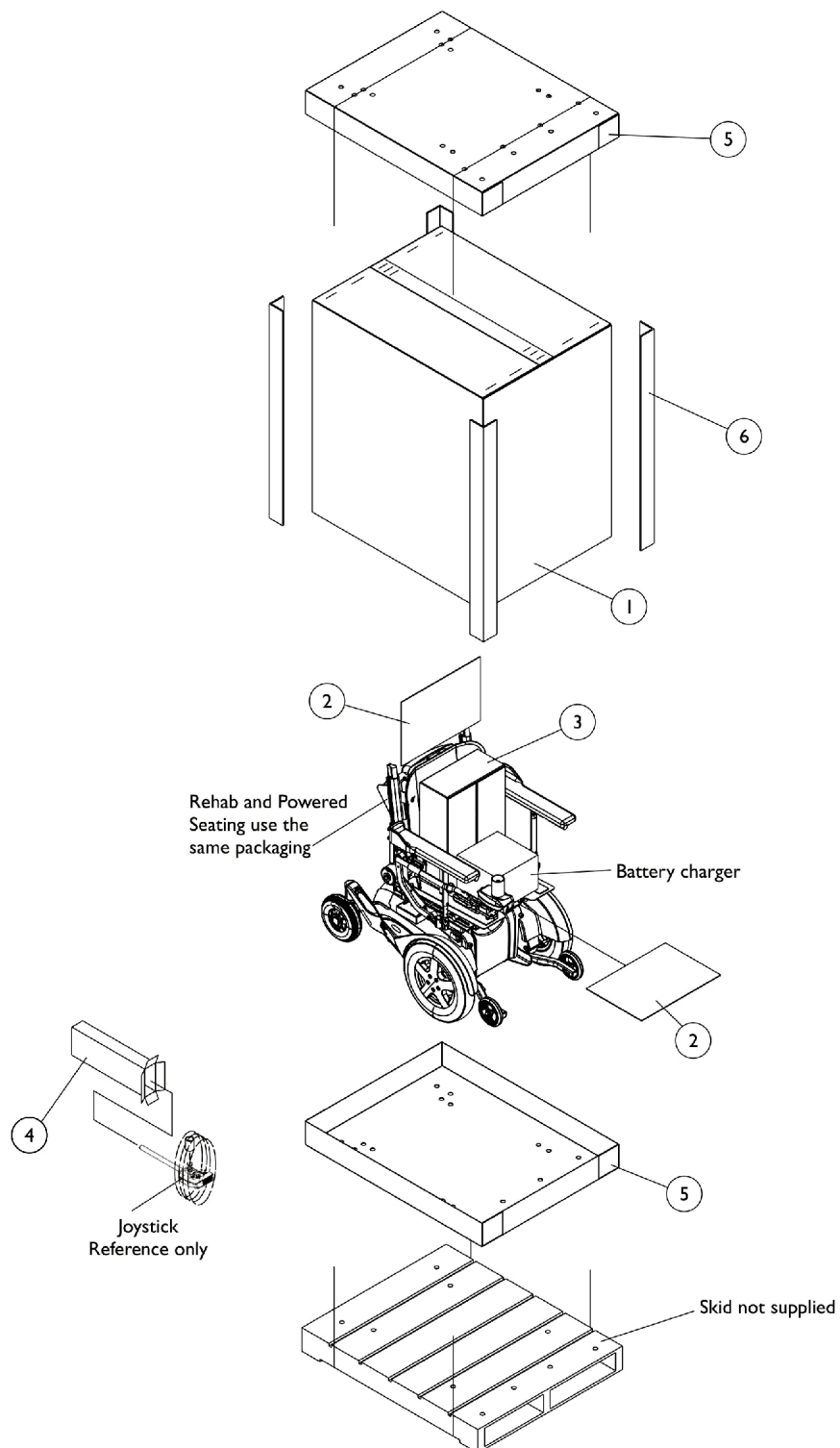
Color Number	Part Number	Bottle Size	Shroud Finish
24P	1031450-NLA	.6 oz.	Wet Black
60P	1101318-NLA See Note(s) A	.6 oz.	Silver Metallic
61P	1046321-NLA	.6 oz.	Electric Red
62P	1046320-NLA	.6 oz.	Electric Blue
143P	N/A	N/A	Artic White
147P	1101318-NLA See Note(s) A	.6 oz.	Electric Silver

NOTE: A - Part #1101318 is used for both 60P Silver Metallic Frame Finish and 147P Electric Silver Shroud Finish.

Upholstery Option

Nylon Color
U240 Black

Packaging, Literature and Decals



Packaging, Literature and Decals

Item Number	Note	Part Number	Description	Quantity Per	
				Package	Assembly
1	A	1030365	Carton, Cover	1	1
1	B	1030364	Carton, Cover	1	1
1	C	1031682	Carton, Cover	1	1
1	D	1036028	Carton, Cover	1	1
2		40131X161	Insert, Plain Pad	1	2
3		40131X011-NLA	NLA - Carton, Front Riggings	1	1
4	J	1012001-NLA	NLA - Carton, Joystick	1	1
5	E	1030362	Carton, Tray	1	2
5	F	1036027	Carton, Tray	1	2
6	E	1115174	Carton, Corner Reinforcement	1	4
6	C	1129589-NLA	Carton, Corner Reinforcement	1	4
6	F	1129590-NLA	Carton, Corner Reinforcement	1	4
	G,I	1163181-NLA	NLA - Owner's Manual, FDX Base	1	1
	G	1143192-NLA	NLA - Owner's Manual, ADJASBA Seat with MK6i Electronics	1	1
	G	1167400-NLA	NLA - Decal, FDX Model, Swing Arm	1	2
	G	1168380-NLA	NLA - Decal, Invacare Logo, Fender - Right	1	1
	G	1168381-NLA	NLA - Decal, Invacare Logo, Fender - Left	1	1
	G	1104802	Decal, Push/Drive	1	2
	G,H	1083199-NLA	NLA - Label, Hook Tie-Down	1	4
	G	1079203	Decal, Warning Pinch Point	1	2
	G	1119281-NLA	NLA - Plate, Name, Patent Numbers	1	1
	G	1035900	Decal, Transportation	1	1

NOTE: A - Base only and all ADJASBA seat only models
 B - 12" Wide - 20" Wide ADJASBA seat with base models
 C - 16" Wide - 20" Wide ADJASBA seat with base models with medium and tall seat-to-floor heights
 D - 21" Wide - 22" Wide ADJASBA seat with base models
 E - 12" Wide - 20" Wide ADJASBA seat with base and base only models
 F - 21" Wide - 22" Wide ADJASBA seat with base models
 G - Not Shown
 H - For TRRO/TRBKTS wheelchairs only
 I - Item is no longer available from the Invacare Service Department. Refer to the Invacare Website under "Product Literature Search". Enter the part number in the "Keywords" field and download a free PDF copy.
 J - Order item #3 part #40131X011 to use as a replacement Joystick Carton also.

When adjusting or replacing parts, please refer to your Owner's Manual for assistance.

TRRO and TRBKTS Option Clarification Reference

TRRO and TRBKTS Option is an On-Chair option only.

About Transport Ready Packages

TRRO includes four factory-installed transport brackets and a wheelchair anchored pelvic belt. **TRRO** has been crash-tested in accordance with ANSI/RESNA WC Vol. 1 Section 19 Frontal Impact Test requirements for wheelchairs with a 168 lb. Crash dummy, which corresponds to a person with weight of 114 to 209 lbs.

TRBKTS includes four factory-installed wheelchair transport brackets. **TRBKTS** has not been crash-tested in accordance with WC 19. Use these transport brackets only to secure an unoccupied wheelchair during transport.

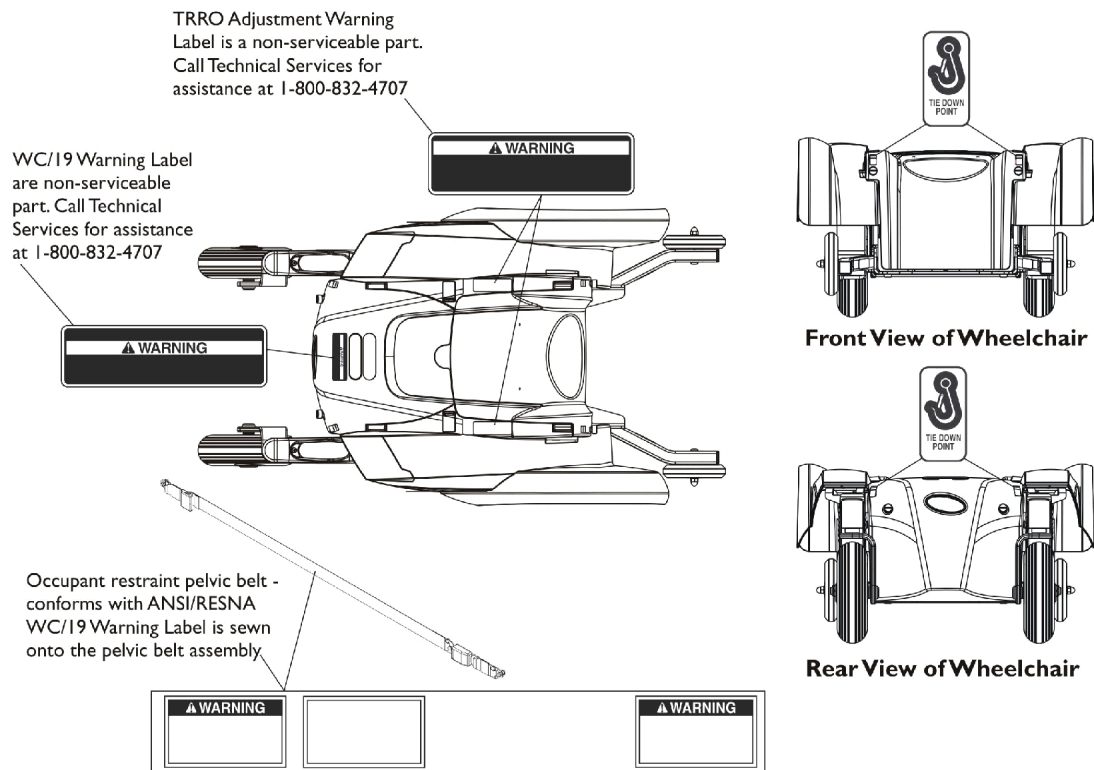
Only use the transport brackets included with **TRRO** and **TRBKTS** for the purpose described in the appropriate Owner's Operator and Maintenance Manual.

Battery support brackets **MUST** be installed at all times. Otherwise, the wheelchair will not be WC/19 compliant. Refer to Removing/Installing the Batteries From/Into the Wheelchair in the appropriate Owner's Operator and Maintenance Manual.

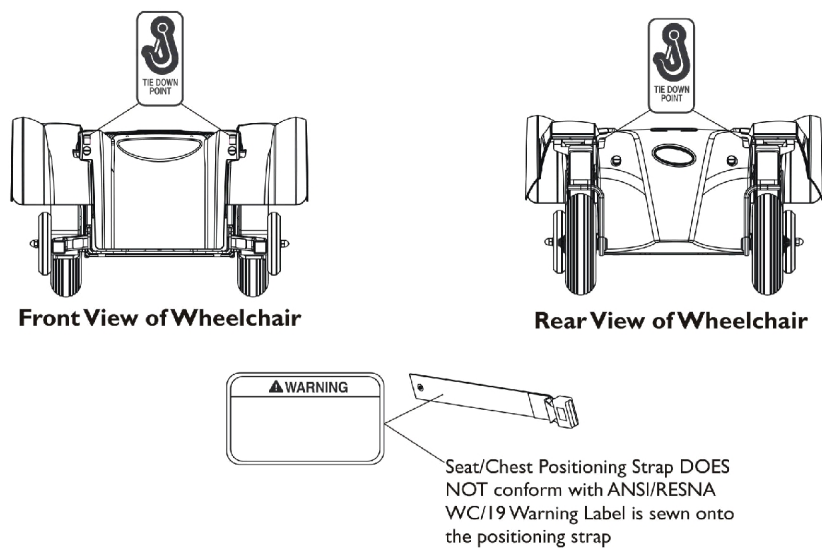
As of this date, the Department of Transportation has not approved any tie-down systems for transportation of a user while in a wheelchair, in a moving vehicle of any type. It is Invacare's position that users of wheelchairs should be transferred into appropriate seating in vehicles for transportation and use be made of the restraints made available by the auto industry. Invacare cannot and does not recommend any wheelchair transportation systems.

NOTE: ANSI = American National Standards Institute, RESNA = Rehabilitation Engineering and Assistive Technology Society of North America.

Label Locations For TRRO and TRBKTS Options

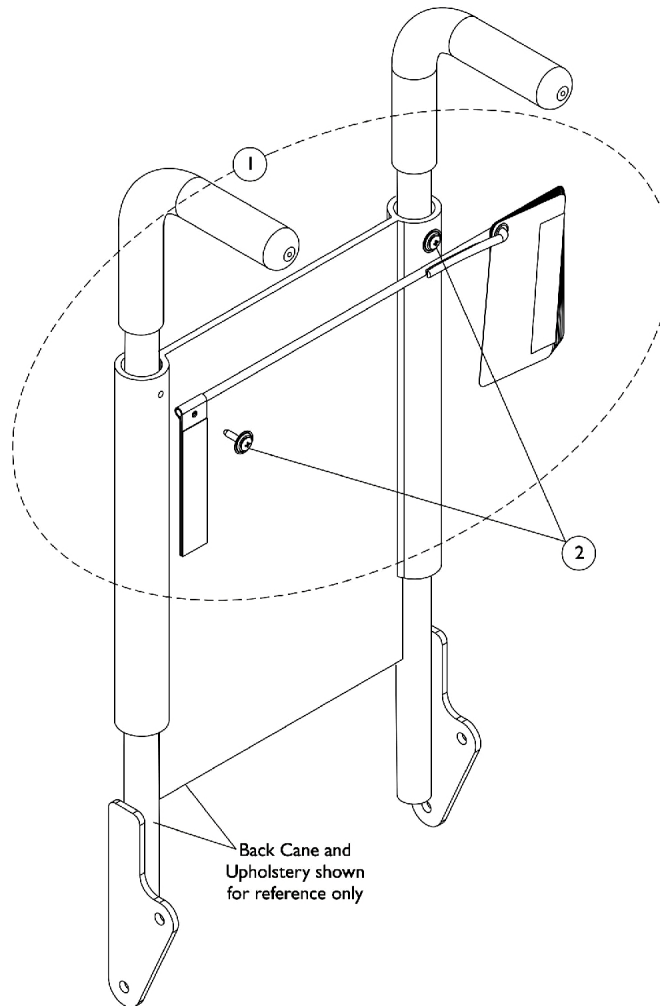


TRRO Option Label Locations



TRBKTS Option Label Locations

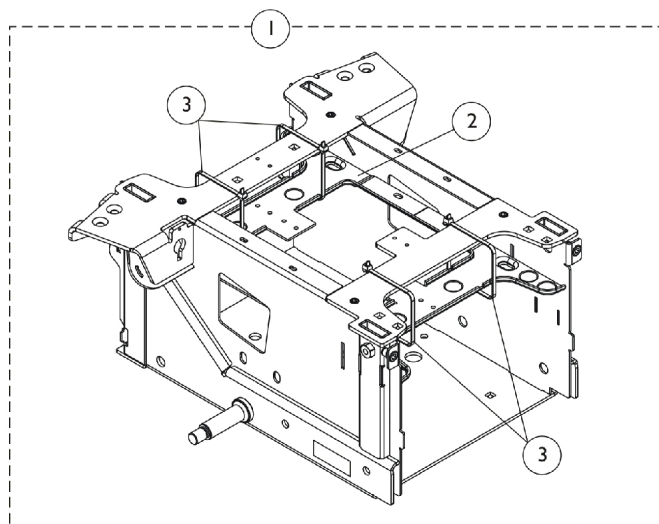
TRRO Instruction Cards



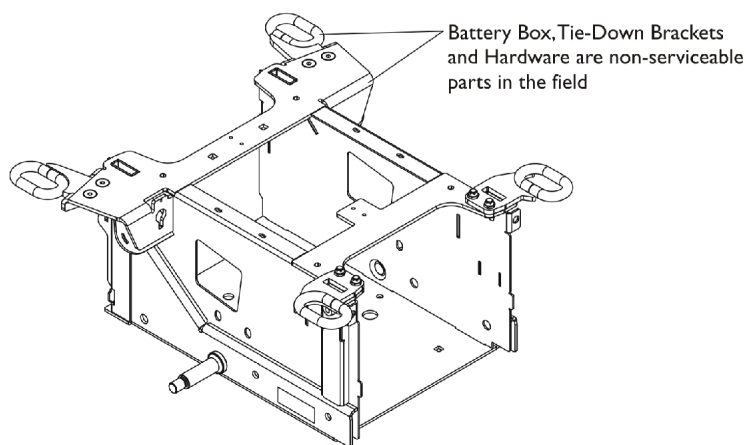
Item Number	Note	Part Number	Description	Quantity Per	
				Package	Assembly
1	A	1152750-NLA	NLA - Card, TRRO Instruction	1	1
2		1026298	Package, Screw with Washer (#10 x 7/8") (Pair)	2	1
NOTE: A - Instruction Cards include the attachment strap. Individual components are non-saleable. Serial number of chair must be verified to ensure that TRRO option was originally ordered.					

Battery Box Assembly, Battery Box Isolation Shroud and Battery Retainer Brackets

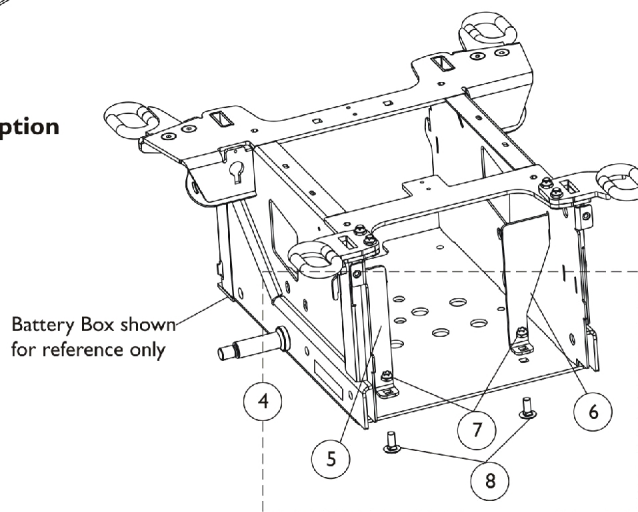
Non-serviceable parts in the field require the wheelchair to be returned to Invacare for repair. Call Technical Services for assistance (1-800-832-4707)



Battery Box Isolation Shroud



Battery Box with TRRO/TRBKTS Option



Battery Box shown
for reference only

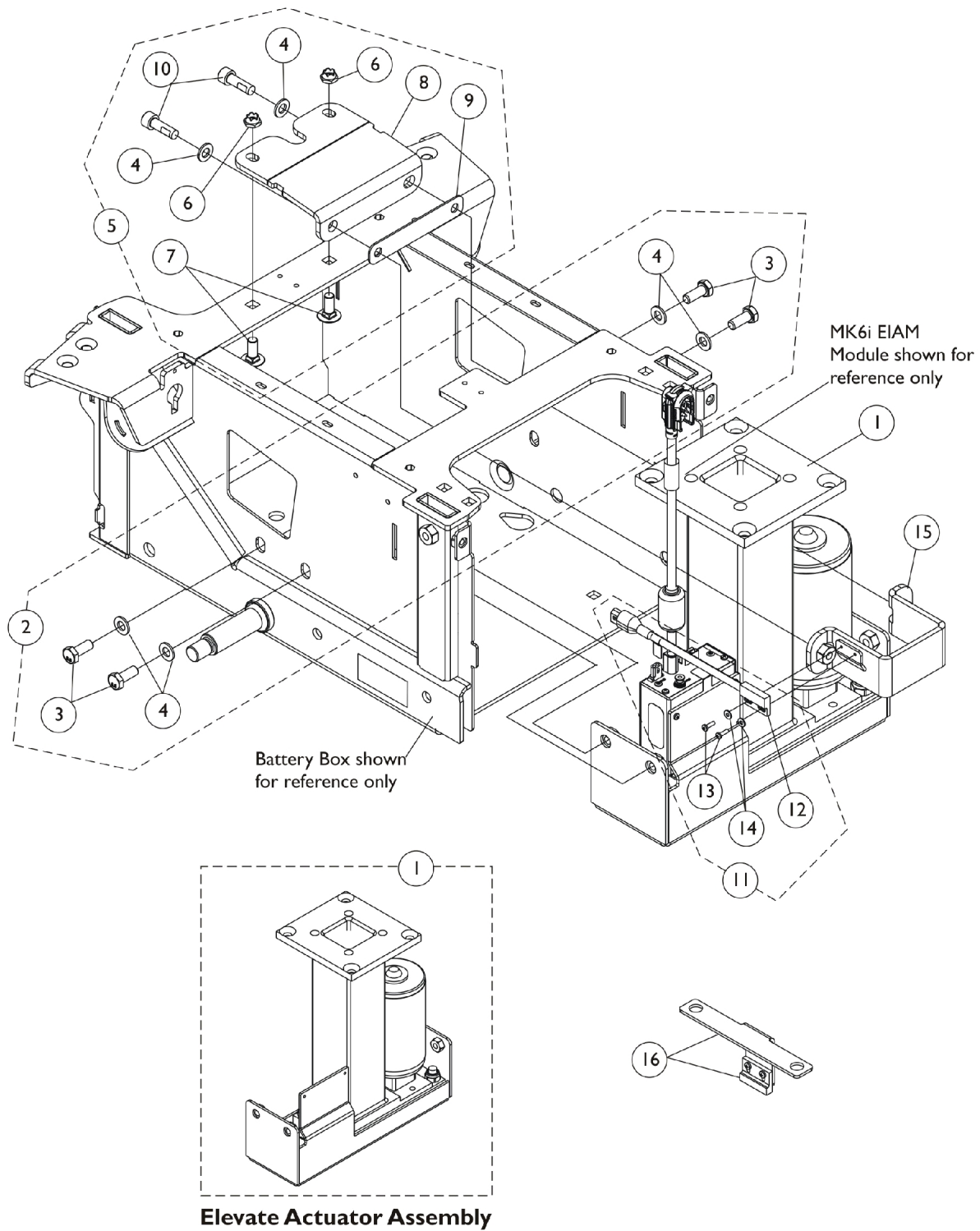
Battery Box Assembly, Battery Box Isolation Shroud and Battery Retainer Brackets

Non-serviceable parts in the field require the wheelchair to be returned to Invacare for repair. Call Technical Services for assistance (1-800-832-4707)

Item Number	Note	Part Number	Description	Quantity Per	
				Package	Assembly
1	A	1168906-NLA	NLA - Kit, Battery Box Isolation Shroud	1	1
2			Shroud, Battery Box Isolation	1	1
3			Tie Wrap (11-1/2" L)	1	4
4	B	1162568	Kit, Battery Retainer Brackets and Hardware	1	1
5			Bracket, Battery Retainer, Black - Right	1	1
6			Bracket, Battery Retainer, Black - Left	1	1
7			NLA - Locknut (M8 x 1.25)	1	2
8			NLA - Bolt, Round Head Square Neck (M8 x 1.25 x 20mm)	1	2
NOTE: A - Includes items 2 and 3 B - Includes items 5-8					

Elevate Actuator Motor and Mounting Hardware

CGE

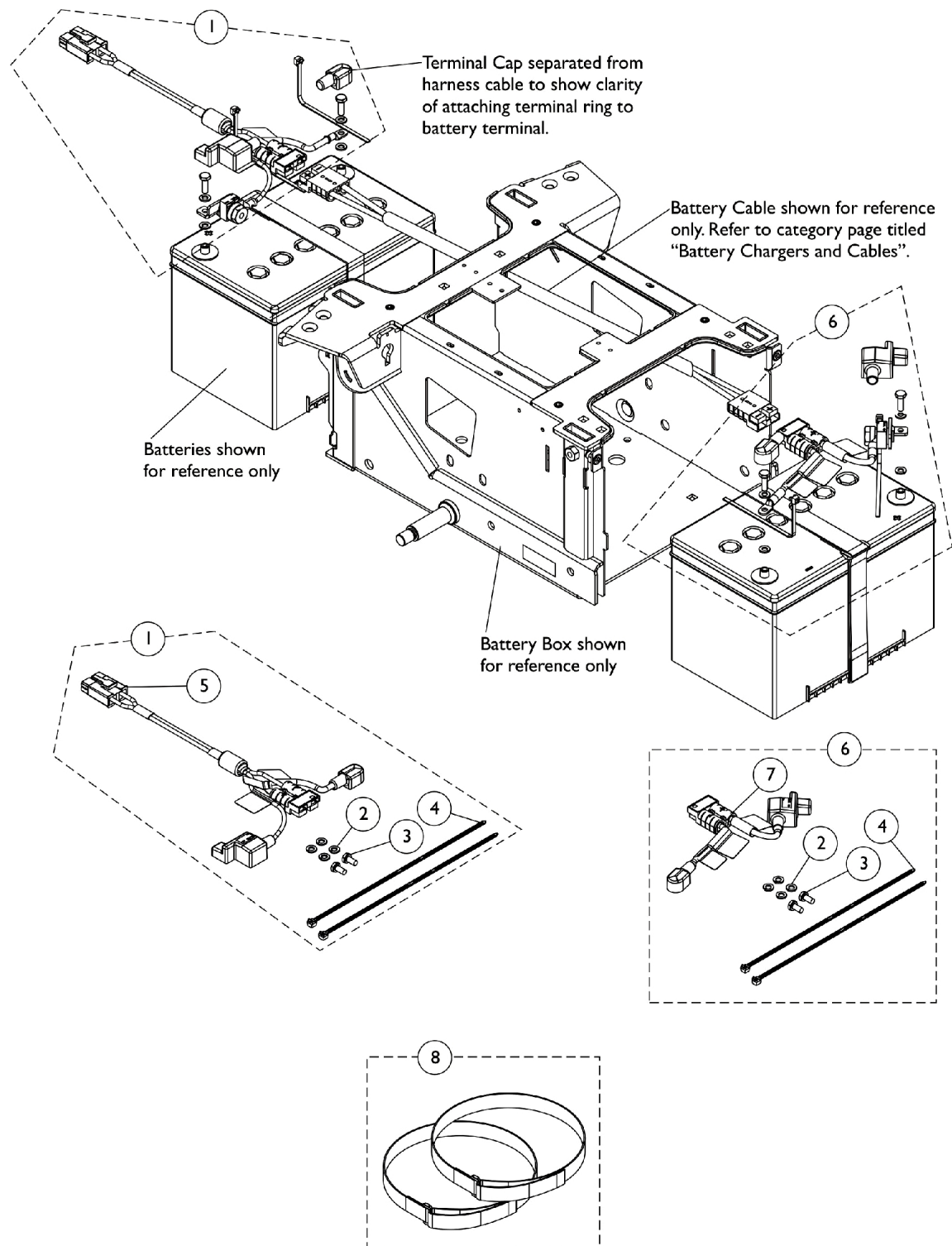


Elevate Actuator Motor and Mounting Hardware

CGE

Item Number	Note	Part Number	Description	Quantity Per	
				Package	Assembly
1		1168911	Actuator Motor Assembly, Elevate	1	1
2	A	1168908	Kit, Elevate Actuator Mounting Hardware	1	1
3			Screw, Hex Head w/ Patch (M8 x 1.25 x 20mm)	1	4
4			NLA - Washer, Steel (8.4mm x 16mm x 1.6mm)	1	4
5	B	1168907	Kit, Elevate Support Bracket and Hardware	1	1
4			NLA - Washer, Steel (8.4mm x 16mm x 1.6mm)	1	2
6			NLA - Locknut (M8 x 1.25)	1	2
7			NLA - Bolt, Round Head Square Neck (M8 x 1.25 x 20mm)	1	2
8			Bracket, Elevate Mounting, Black	1	1
9			Isolator, Rubber	1	1
10			Screw, Socket Head w/ Patch (M8 x 1.25 x 25mm)	1	2
11	C	1168909	Kit, Sensor, Proximity Switch and Hardware	1	1
12			Sensor, Proximity Switch (7" L)	1	1
13			NLA - Screw, Phillips Pan Head (#4-40 x 3/8")	1	2
14			NLA - Washer, Plain (1/8 x 5/16 x 1/32")	1	2
15		1163047	Bracket, Elevate Actuator Mounting, Black	1	1
16	D	1166200-NLA	NLA - Elevate Actuator Switch and Mounting Bracket Assembly	1	1
NOTE: A - Includes items 3 and 4 B - Includes items 4 and 6-10 C - Includes items 12-14. D - Item #11 Proximity Switch Sensor mates up with item #16 to establish a connection. Item #16 shares hardware with the Seat Frame Mounting Hardware. See page titled "ADJASBA Seat Frame Mounting Hardware - Elevate (CGE)" for additional assembly information.					

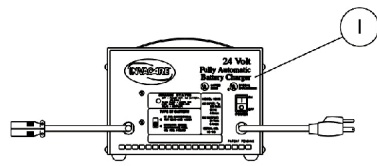
Battery Wire Harnesses and Battery Straps



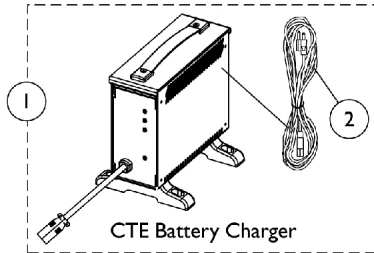
Battery Wire Harnesses and Battery Straps

Item Number	Note	Part Number	Description	Quantity Per	
				Package	Assembly
1	A	1168893-NLA	NLA - Kit, Battery Wire Harness with Terminal Hardware, GP34 - Rear	1	1
2			Washer, Lock (1/4 x 1/2 x 1/16")	1	4
3			NLA - Bolt, Hex Head Cap (1/4-20 x 3/4")	1	2
4			Tie Wrap (11-1/2" L)	1	2
5			Harness, Battery Wire, GP34 - Rear	1	1
6	B	1168894	Kit, Battery Wire Harness with Terminal Hardware, GP34 - Front	1	1
2			Washer, Lock (1/4 x 1/2 x 1/16")	1	4
3			NLA - Bolt, Hex Head Cap (1/4-20 x 3/4")	1	2
4			Tie Wrap (11-1/2" L)	1	2
7			Harness, Battery Wire, GP34 - Front	1	1
4		1095502-NLA	NLA - Package, Tie Wrap (11-1/2" L)	10	1
8		1168892-NLA	NLA - Strap, Battery (Pair)	2	1
NOTE: A - Includes items 2-5 B - Includes items 2-4 and 7					

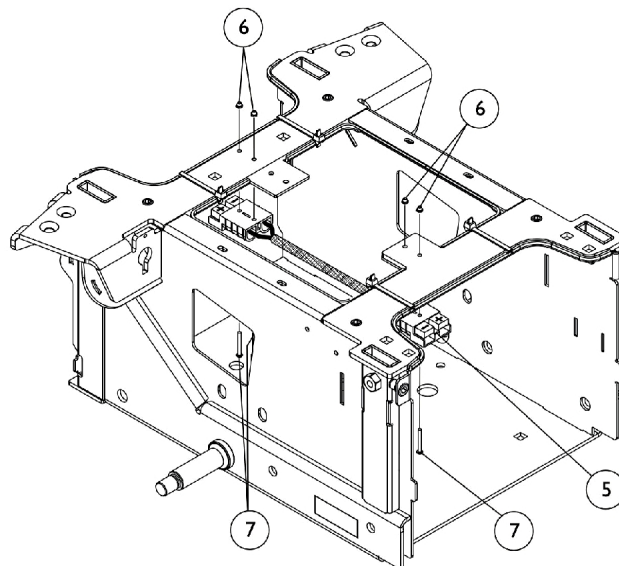
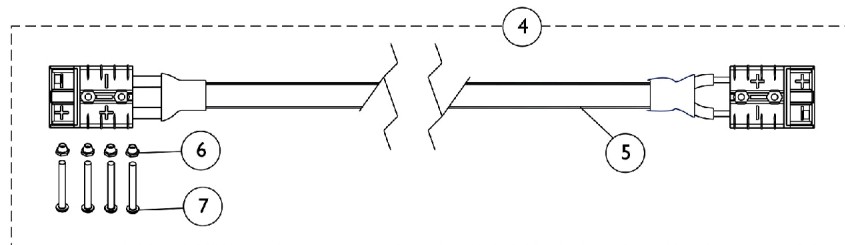
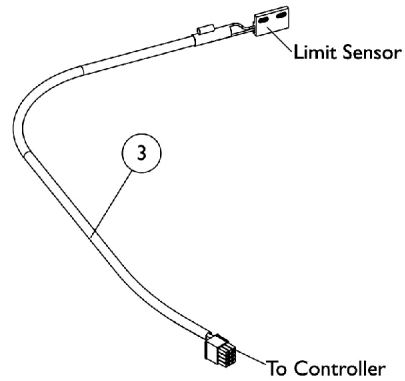
Battery Chargers and Cables



Lester Battery Charger



CTE Battery Charger



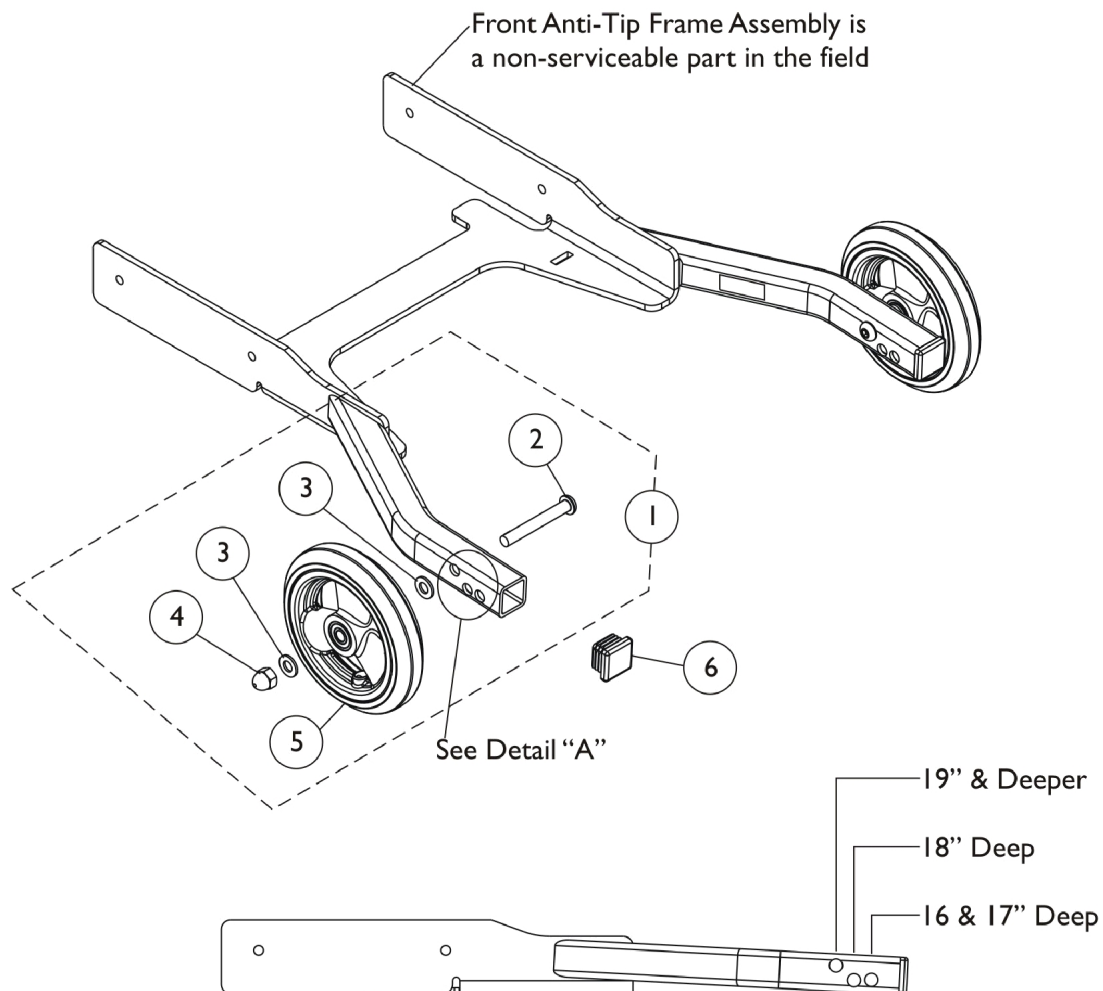
Battery Cable Mounting Location

Battery Chargers and Cables

Item Number	Note	Part Number	Description	Quantity Per	
				Package	Assembly
1	E	1053161-NLA	NLA - Charger, Battery, 8 Amp, 115vac, Off Board Dual Mode Round Plug, Lester	1	1
1	A	1123249	Charger, Battery, 8 Amp. 115vac (Off Board) Single Mode Round Plug w/ AC Power Line Cord	1	1
1	A	1123249E-NLA	NLA - WARR RPLMT - Charger, Battery, 8 Amp, 115VAC (Off Board) Single Mode Round Plug w/ AC Power Line Cord	1	1
2	D	1089627-NLA	NLA - Cord, AC Power, 115VAC, 2 Prong Off-Board (11' 6" L)	1	1
2		1121086	Cord, AC Power, 115VAC, 3 Prong On-Board (6' 6-1/2" L)	1	1
3	B	1144926	Cable, Drive Lockout Sensor, MK6i	1	1
4	C	1168910	Kit, Battery Cable Assembly and Attaching Hardware	1	1
5			Battery Cable Assembly	1	1
6			Nut, Hex Prev-Torq (M3 x .5)	1	4
7			Screw, Socket Button Head (M3 x .5 x 25mm)	1	4
NOTE: A - CTE charger is standard on-chair. Used on Gel Cell or AGM (Absorbed Glass Mat) batteries. For wet cell batteries refer to the Lester charger part number 1053161. B - Drive Lockout Sensor Cable used for chairs manufactured with a ADJRECL Seat Frame. C - Includes items 5-7 D - No longer available as a service part. Please use 1121086 as its replacement. E - Use Battery Charger part number 1123249 as a replacement.					

Anti-Tip Assembly - Front (Before 8/2/11)

Non-serviceable parts in the field require the wheelchair to be returned to Invacare for repair. Call Technical Services for assistance (1-800-832-4707)



Detail "A"
Anti-Tip Wheel Placement

Anti-Tip Assembly - Front (Before 8/2/11)

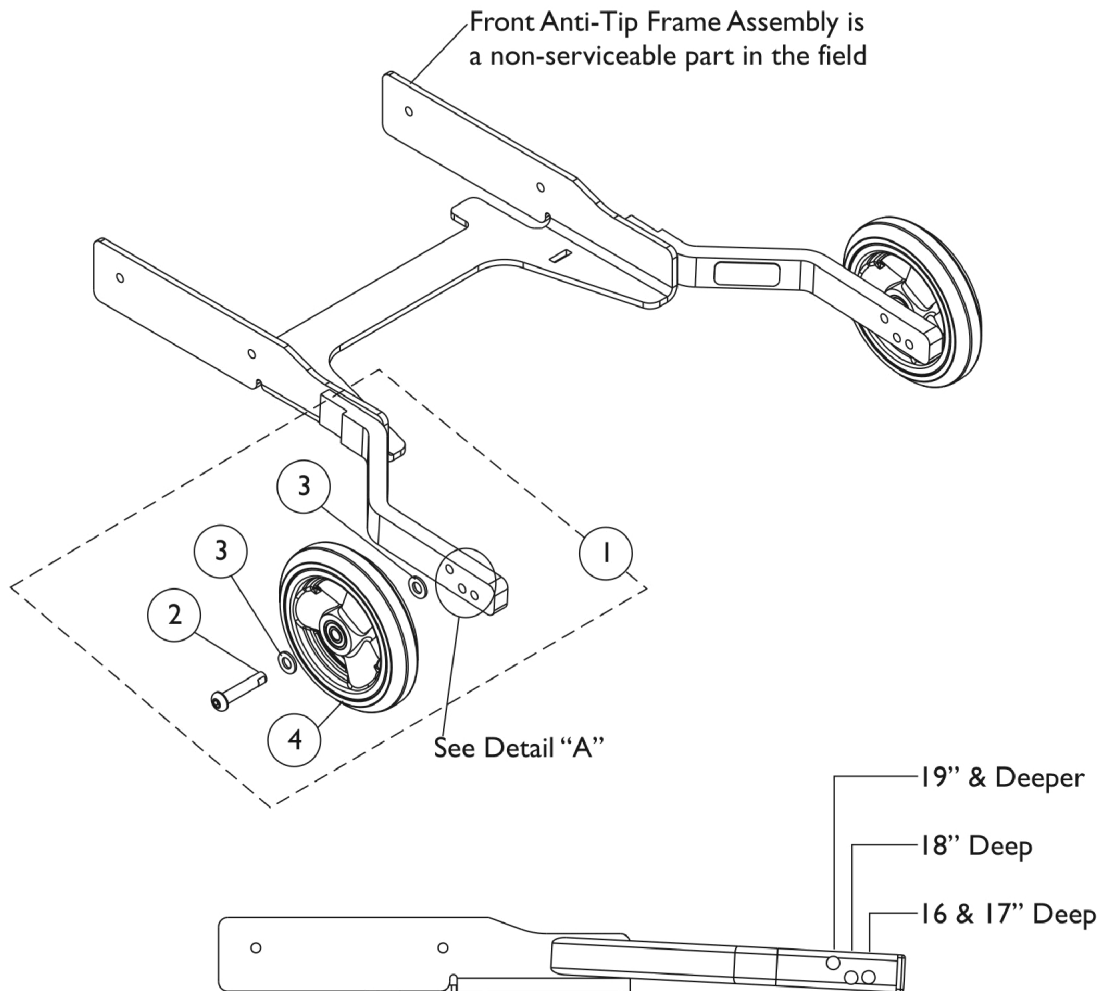
Non-serviceable parts in the field require the wheelchair to be returned to Invacare for repair. Call
Technical Services for assistance (1-800-832-4707)

Item Number	Note	Part Number	Description	Quantity Per	
				Package	Assembly
1	A	1168887	NLA - Kit, Anti-Tip Wheel Assembly and Hardware	1	1
2			NLA - Screw, Socket Button Head (M8 x 1.25 x 60mm)	1	1
3			NLA - Washer, Steel (8.4mm x 16mm x 1.6mm)	1	2
4			NLA - Nut, Acorn (M8 x 1.25)	1	1
5		1168888	Wheel Assembly, Composite, Urethane (5" x 1")	1	1
6			Package, Plug Button, Square, Black (1") (Pair)	2	1

NOTE: A - Includes items 2-5 and accommodates one side only.

Anti-Tip Assembly - Front (After 8/1/11)

Non-serviceable parts in the field require the wheelchair to be returned to Invacare for repair. Call Technical Services for assistance (1-800-832-4707)



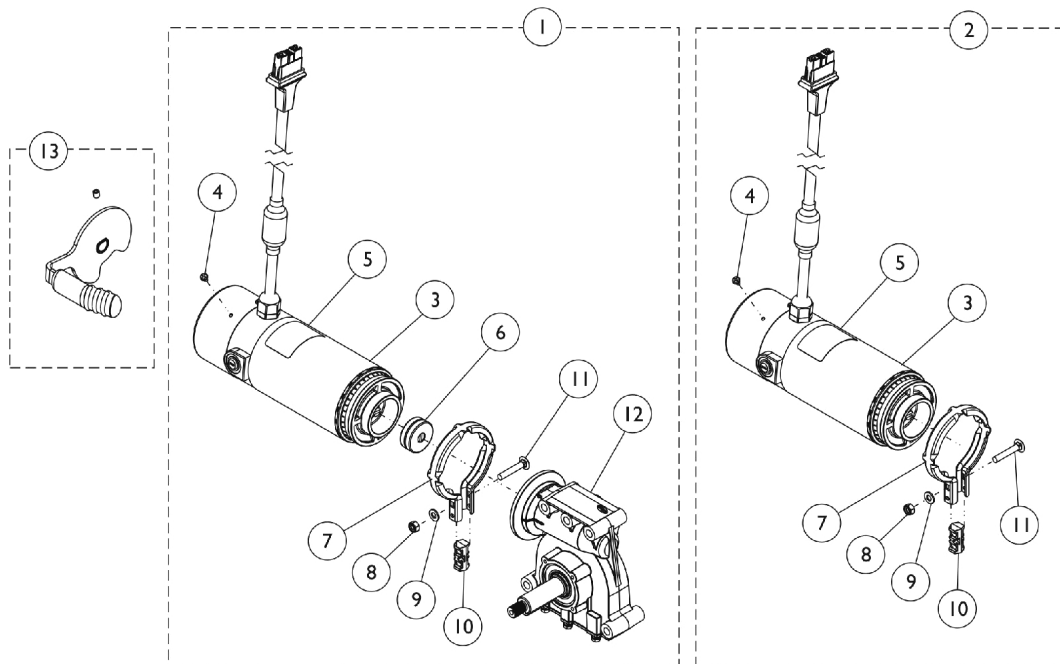
Detail "A"
Anti-Tip Wheel Placement

Anti-Tip Assembly - Front (After 8/1/11)

Non-serviceable parts in the field require the wheelchair to be returned to Invacare for repair. Call
Technical Services for assistance (1-800-832-4707)

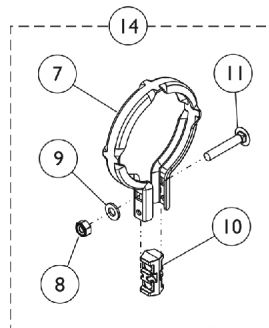
Item Number	Note	Part Number	Description	Quantity Per	
				Package	Assembly
1	A	1176373	Kit, Anti-Tip Wheel Assembly and Hardware	1	1
2			Screw, Socket Button Head w/ Patch (M8 x 1.25 x 40mm)	1	1
3			NLA - Washer, Steel (8.4mm x 16mm x 1.6mm)	1	2
4			Wheel Assembly, Composite, Urethane (5" x 1")	1	1
NOTE: A - Includes items 2-4 and accommodates one side only.					

Motor, 2-Pole, SSD Gearbox and Mounting Hardware

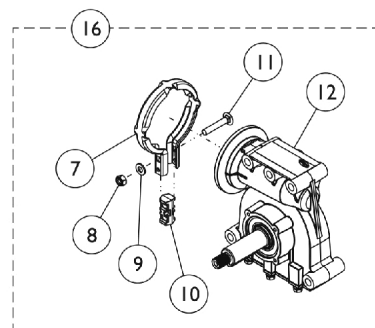


2-Pole Motor/SSD Gearbox Assembly

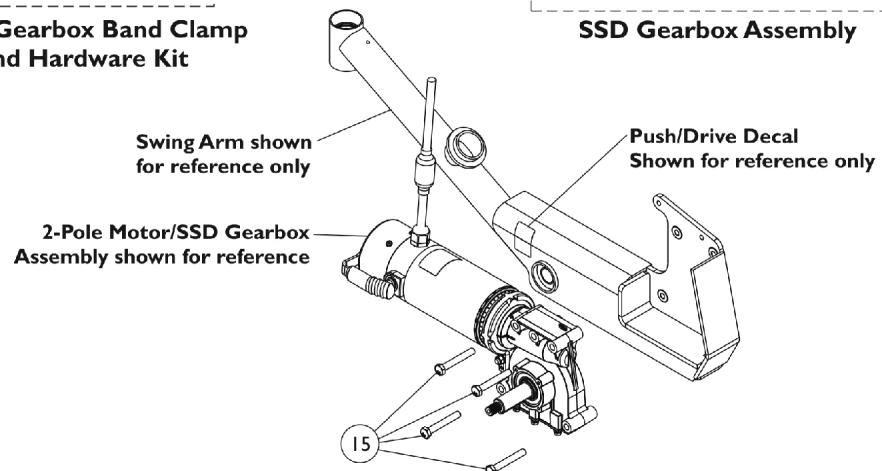
2-Pole Motor Assembly



Motor/Gearbox Band Clamp and Hardware Kit



SSD Gearbox Assembly



Motor, 2-Pole, SSD Gearbox and Mounting Hardware

Item Number	Note	Part Number	Description	Quantity Per	
				Package	Assembly
1	A,J,K	1168983	Kit, 2-Pole Low Speed Motor/23:1 SSD Gearbox Assembly - Right	1	1
			2-Pole Low Speed Motor/23:1 SSD Gearbox Assembly - Right	1	1
			Decal, Motor Warning	1	1
			Instruction Sheet, Installation	1	1
			Grease, Super Lube (1cc Tube)	1	1
1	A,J,K	1168984	Kit, 2-Pole Low Speed Motor/23:1 SSD Gearbox Assembly - Left	1	1
			2-Pole Low Speed Motor/23:1 SSD Gearbox Assembly - Left	1	1
			Decal, Motor Warning	1	1
			Instruction Sheet, Installation	1	1
			Grease, Super Lube (1cc Tube)	1	1
6		1168883	Package, Coupling/Cup Assembly	10	1
2	B,K	1179216	Kit, Motor Assembly, 2-Pole Low Speed	1	1
3			Motor Assembly, 2-Pole Low Speed	1	1
4			Screw, Phillips Pan Head Tap (M4 x .7 x 6mm)	1	1
5			Decal, Motor Warning	1	1
			Decal, Push/Drive	1	1
7			Clamp, Band	1	1
8			Locknut (M6 x 1)	1	1
9			Washer, Plain (1/4 x 1/2 x 9/16")	1	1
10			Spacer, Clamp, Molded	1	1
11			Bolt, Round Head Square Neck (M6 x 1 x 35mm)	1	1
			Instruction Sheet, Installation	1	1
			Grease, Super Lube (1cc Tube)	1	1
16	C,J,K	1179222	Kit, SSD Gearbox Assembly, 23:1 - RWD/FWD-Left & CWD-Right	1	1
7			Clamp, Band	1	1
8			Locknut (M6 x 1)	1	1
9			Washer, Plain (1/4 x 1/2 x 9/16")	1	1
10			Spacer, Clamp, Molded	1	1
11			Bolt, Round Head Square Neck (M6 x 1 x 35mm)	1	1
12			Gearbox Assembly, SSD, 23:1 - RWD/FWD-Left & CWD-Right	1	1
			Instruction Sheet, Installation	1	1
			Grease, Super Lube (1cc Tube)	1	1
16	C,J,K	1179221	Kit, SSD Gearbox Assembly, 23:1 - RWD/FWD-Right & CWD-Left	1	1
7			Clamp, Band	1	1
8			Locknut (M6 x 1)	1	1
9			Washer, Plain (1/4 x 1/2 x 9/16")	1	1
10			Spacer, Clamp, Molded	1	1
11			Bolt, Round Head Square Neck (M6 x 1 x 35mm)	1	1

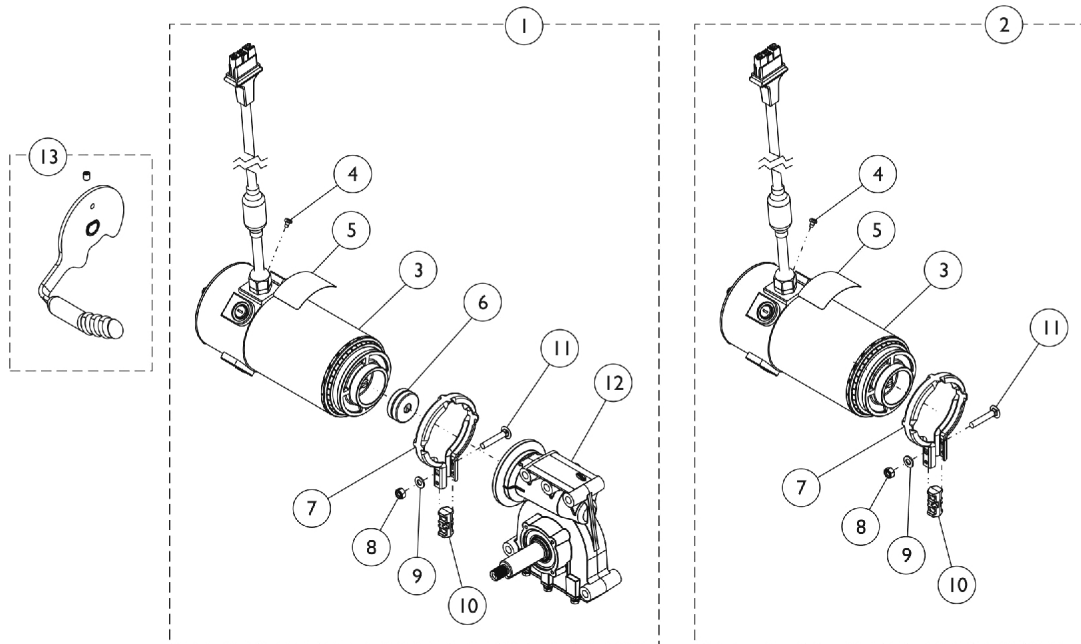
Motor, 2-Pole, SSD Gearbox and Mounting Hardware

Item Number	Note	Part Number	Description	Quantity Per	
				Package	Assembly
12			Gearbox Assembly, SSD, 23:1 - RWD/FWD-Right & CWD-Left	1	1
			Instruction Sheet, Installation	1	1
			Grease, Super Lube (1cc Tube)	1	1
13	G	1169005	Kit, Brake Lever Assembly w/ Set Screw, 2-Pole Motor (Pair)	1	1
			Brake Lever Assembly w/ Set Screw, 2-Pole Motor - Right	1	1
			Brake Lever Assembly w/ Set Screw, 2-Pole Motor - Left	1	1
	M	1168665-NLA	NLA - Screw, Set Socket Cup Point w/ Patch (M5 x .8 x 6mm)	--	--
14	D	1168884	Kit, Motor/SSD Gearbox Band Clamp and Hardware	1	1
7			Clamp, Band	1	1
8			Locknut (M6 x 1)	1	1
9			Washer, Plain (1/4 x 1/2 x 9/16")	1	1
10			Spacer, Clamp, Molded	1	1
11			Bolt, Round Head Square Neck (M6 x 1 x 35mm)	1	1
			Instruction Sheet, Installation	1	1
			Grease, Super Lube (1cc Tube)	1	1
15	E,I	1169645	Package, Screw, Hex Head w/ Patch (M8 x 1.25 x 60mm)	4	1
	F	1160525	Kit, Brushes with Caps, 2-Pole	1	1
			Brush, Motor, 2-Pole	1	2
			Cap, Brush	1	2
			Instruction Sheet	1	1
	H	1101725	Cap, Brake Lever End, Black	1	1
	H	1130584	Package, Cap, Brake Lever End, Black	10	1
	L	1180609	Package, Grease, Super Lube (1cc Tube) (Pkg. of 10)	10	1

NOTE: A - Includes items 3-12, Super Lube Grease, Instruction Sheet and Push/Drive Decal. For FDX Model only: Push/Drive Decal is attached to Swing Arm.
 B - Includes items 3-5, 7-11, Super Lube Grease, Instruction Sheet and Push/Drive Decal. For FDX Model only: Push/Drive Decal is attached to Swing Arm. The Motor can be used on the right or left side of the wheelchair.
 C - Includes items 8-12, Super Lube Grease and Instruction Sheet.
 D - Includes items 7-11.
 E - Screw Package is used to attach the Motor/Gearbox Assembly to the Swing Arm.
 F - Not Shown. Kit includes (2) Brushes, (2) Brush Caps and Instruction Sheet.
 G - Brake Lever Assembly sold as a pair that includes the right and left side Brake Levers, (2) ea. Brake Lever End Caps, (2) ea. Set Screws - see part #1168665 to order separately. Brake Lever End Cap can be sold separately. See part #1101725.
 H - Not Shown. Brake Lever End Cap attaches to item 13 Brake Lever Assembly.
 I - Material was added to the SSD Gearbox around the 5 mounting holes on the output side 7/11/11. The Mounting Hex Head Screw was also changed from 55mm to 60mm. The 60mm Hex Head Screw is Backward Compatible to all SSD Gearboxes manufactured Before 7/11/11.
 J - Material was added to the SSD Gearbox around the 5 mounting holes on the output side 7/11/11. Item #15 (Package, Screw, Hex Head w/ Patch (M8 x 1.25 x 60mm)) must also be ordered for wheelchairs manufactured Before 7/11/11.
 K - Before placing an order, it is recommended to call Invacare's Technical Service Department at (1-800-832-4707) to verify if the Motor, SSD Gearbox or the Motor/SSD Gearbox Assembly is needed.
 L - Not Shown. Super Lube Grease is applied to the Gearbox Output Shaft.
 M - Not Shown. Use part #1168665 Screw, Set Socket Cup Point w/ Patch (M5 x .8 x 6mm) to hold item #13 Brake Lever in place.

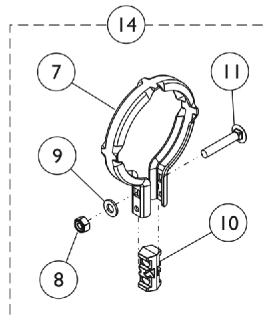
Motor, 4-Pole, SSD Gearbox and Mounting Hardware

4-Pole Motors are used when the Drive Type Option PERF is selected on-chair. Replacement Motor Brush and Cap is not available for the 4-Pole motor listed.

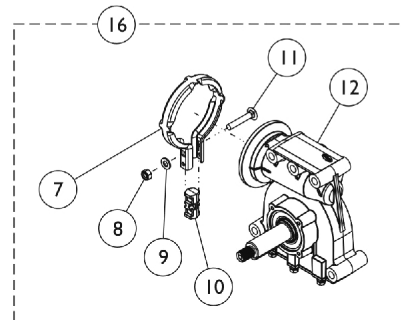


4-Pole Motor/SSD Gearbox Assembly

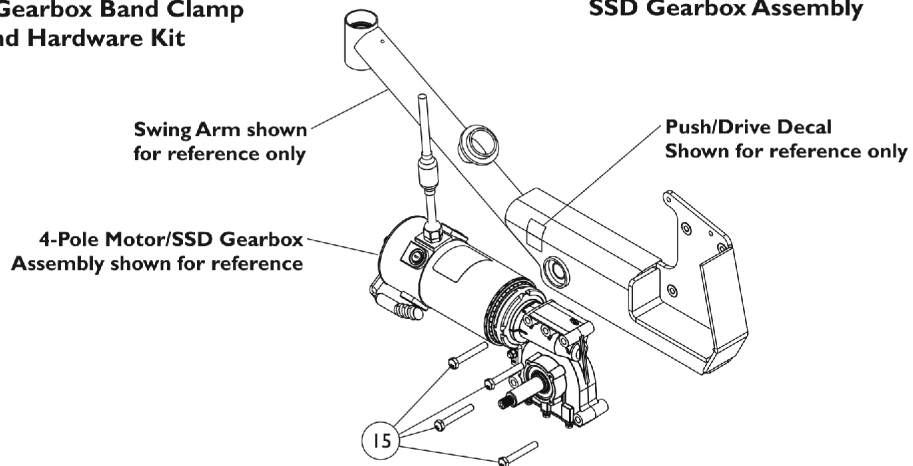
4-Pole Motor Assembly



Motor/Gearbox Band Clamp and Hardware Kit



SSD Gearbox Assembly



Motor, 4-Pole, SSD Gearbox and Mounting Hardware

4-Pole Motors are used when the Drive Type Option PERF is selected on-chair. Replacement Motor Brush and Cap is not available for the 4-Pole motor listed.

Item Number	Note	Part Number	Description	Quantity Per	
				Package	Assembly
1	A,J,K	1168988-NLA	NLA - Kit, 4-Pole High Speed Motor/18:1 SSD Gearbox Assembly - Right	1	1
			4-Pole High Speed Motor/18:1 SSD Gearbox Assembly - Right	1	1
			Decal, Motor Warning	1	1
			Instruction Sheet, Installation	1	1
			Grease, Super Lube (1cc Tube)	1	1
1	A,J,K	1168989-NLA	NLA - Kit, 4-Pole High Speed Motor/18:1 SSD Gearbox Assembly - Left	1	1
			4-Pole High Speed Motor/18:1 SSD Gearbox Assembly - Left	1	1
			Decal, Motor Warning	1	1
			Instruction Sheet, Installation	1	1
			Grease, Super Lube (1cc Tube)	1	1
6		1168883	Package, Coupling/Cup Assembly	10	1
2	B,K,N	1179218-NLA	NLA - Kit, Motor Assembly, 4-Pole High Speed Motor Assembly, 4-Pole High Speed	1	1
			Screw, Phillips Pan Head Tap (M4 x .7 x 6mm)	1	1
			Decal, Motor Warning	1	1
			Decal, Push/Drive	1	1
			Clamp, Band	1	1
			Locknut (M6 x 1)	1	1
			Washer, Plain (1/4 x 1/2 x 9/16")	1	1
			Spacer, Clamp, Molded	1	1
			Bolt, Round Head Square Neck (M6 x 1 x 35mm)	1	1
			Instruction Sheet, Installation	1	1
			Grease, Super Lube (1cc Tube)	1	1
2	B,K	1195983	Kit, Motor Assembly, 4-Pole High Speed Motor Assembly, 4-Pole High Speed	1	1
			Decal, Motor Warning	1	1
			Decal, Push/Drive	1	1
			Label, Refer To User Manual	1	1
			Clamp, Band	1	1
			Locknut (M6 x 1)	1	1
			Washer, Plain (1/4 x 1/2 x 9/16")	1	1
			Spacer, Clamp, Molded	1	1
			Bolt, Round Head Square Neck (M6 x 1 x 35mm)	1	1
			Instruction Sheet, Installation	1	1
			Sheet, Insert Parts Service	1	1
			Grease, Super Lube (1cc Tube)	1	1
16	C,J,K	1179219	Kit, SSD Gearbox Assembly, 18:1 - RWD/FWD-Right & CWD-Left	1	1
7			Clamp, Band	1	1
8			Locknut (M6 x 1)	1	1

Motor, 4-Pole, SSD Gearbox and Mounting Hardware

4-Pole Motors are used when the Drive Type Option PERF is selected on-chair. Replacement Motor Brush and Cap is not available for the 4-Pole motor listed.

Item Number	Note	Part Number	Description	Quantity Per	
				Package	Assembly
9			Washer, Plain (1/4 x 1/2 x 9/16")	1	1
10			Spacer, Clamp, Molded	1	1
11			Bolt, Round Head Square Neck (M6 x 1 x 35mm)	1	1
12			Gearbox Assembly, SSD, 18:1 - RWD/FWD-Right & CWD-Left	1	1
			Instruction Sheet, Installation	1	1
			Grease, Super Lube (1cc Tube)	1	1
16	C,J,K	1179220	Kit, SSD Gearbox Assembly, 18:1 - RWD/FWD-Left & CWD-Right	1	1
7			Clamp, Band	1	1
8			Locknut (M6 x 1)	1	1
9			Washer, Plain (1/4 x 1/2 x 9/16")	1	1
10			Spacer, Clamp, Molded	1	1
11			Bolt, Round Head Square Neck (M6 x 1 x 35mm)	1	1
12			Gearbox Assembly, SSD, 18:1 - RWD/FWD-Left & CWD-Right	1	1
			Instruction Sheet, Installation	1	1
			Grease, Super Lube (1cc Tube)	1	1
13	G	1169004	Kit, Brake Lever Assembly w/ Set Screw, 4-Pole Motor (Pair)	1	1
			Brake Lever Assembly w/ Set Screw, 4-Pole Motor - Right	1	1
			Brake Lever Assembly w/ Set Screw, 4-Pole Motor - Left	1	1
	M	1168665-NLA	NLA - Screw, Set Socket Cup Point w/ Patch (M5 x .8 x 6mm)	1	1
14	D	1168884	Kit, Motor/SSD Gearbox Band Clamp and Hardware	1	1
7			Clamp, Band	1	1
8			Locknut (M6 x 1)	1	1
9			Washer, Plain (1/4 x 1/2 x 9/16")	1	1
10			Spacer, Clamp, Molded	1	1
11			Bolt, Round Head Square Neck (M6 x 1 x 35mm)	1	1
			Instruction Sheet, Installation	1	1
			Grease, Super Lube (1cc Tube)	1	1
15	I	1169645	Package, Screw, Hex Head w/ Patch (M8 x 1.25 x 60mm)	4	1
	H	1101725	Cap, Brake Lever End, Black	1	1
	H	1130584	Package, Cap, Brake Lever End, Black	10	1
	L	1180609	Package, Grease, Super Lube (1cc Tube) (Pkg. of 10)	10	1

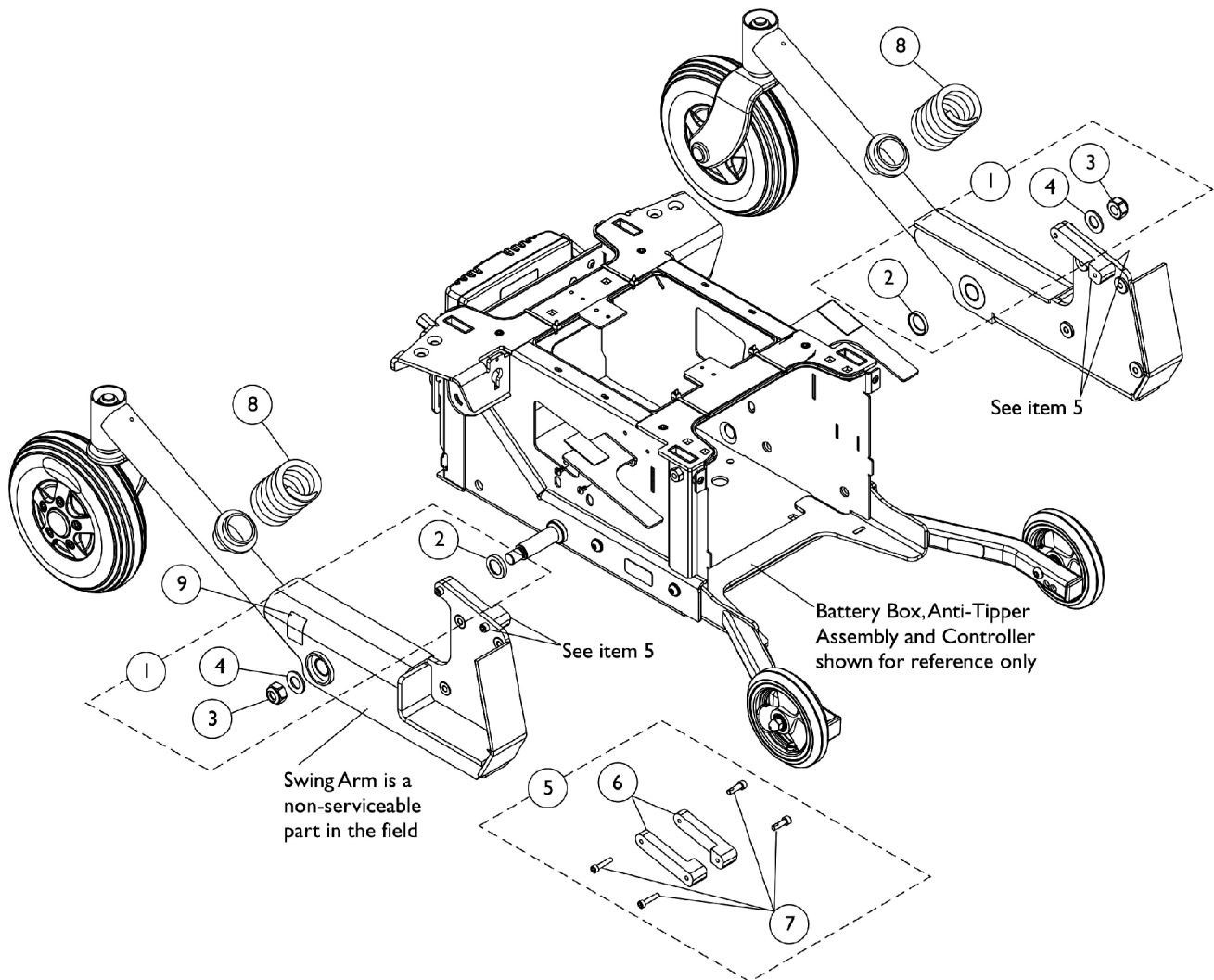
Motor, 4-Pole, SSD Gearbox and Mounting Hardware

4-Pole Motors are used when the Drive Type Option PERF is selected on-chair. Replacement Motor Brush and Cap is not available for the 4-Pole motor listed.

- NOTE:
- A - Includes items 3-12, Super Lube Grease, Instruction Sheet and Push/Drive Decal. For FDX Model only: Push/Drive Decal is attached to Swing Arm.
 - B - Includes items 3-5, 7-11, Super Lube Grease, Instruction Sheet and Push/Drive Decal. For FDX Model only: Push/Drive Decal is attached to Swing Arm. The Motor can be used on the right or left side of the wheelchair.
 - C - Includes items 8-12, Super Lube Grease and Instruction Sheet.
 - D - Includes items 7-11.
 - G - Brake Lever Assembly sold as a pair that includes the right and left side Brake Levers, (2) ea. Brake Lever End Caps, (2) ea. Set Screws - see part #1168665 to order separately. Brake Lever End Cap can be sold separately. See part #1101725.
 - H - Not Shown. Brake Lever End Cap attaches to item 13 Brake Lever Assembly.
 - I - Material was added to the SSD Gearbox around the 5 mounting holes on the output side 7/11/11. The Mounting Hex Head Screw was also changed from 55mm to 60mm. The 60mm Hex Head Screw is Backward Compatible to all SSD Gearboxes manufactured Before 7/11/11.
 - J - Material was added to the SSD Gearbox around the 5 mounting holes on the output side 7/11/11. Item #15 (Package, Screw, Hex Head w/ Patch (M8 x 1.25 x 60mm)) must also be ordered for wheelchairs manufactured Before 7/11/11.
 - K - Before placing an order, it is recommended to call Invacare's Technical Service Department at (1-800-832-4707) to verify if the Motor, SSD Gearbox or the Motor/SSD Gearbox Assembly is needed.
 - L - Not Shown. Super Lube Grease is applied to the Gearbox Output Shaft.
 - M - Not Shown. Use part #1168665 Screw, Set Socket Cup Point w/ Patch (M5 x .8 x 6mm) to hold item #13 Brake Lever in place.
 - N - No Longer Available. For replacement order part number 1195983. Order in pairs to match when replacing part number 1179218.

Swing Arm and Hardware

Non-serviceable parts in the field require the wheelchair to be returned to Invacare for repair. Call Technical Services for assistance (1-800-832-4707)

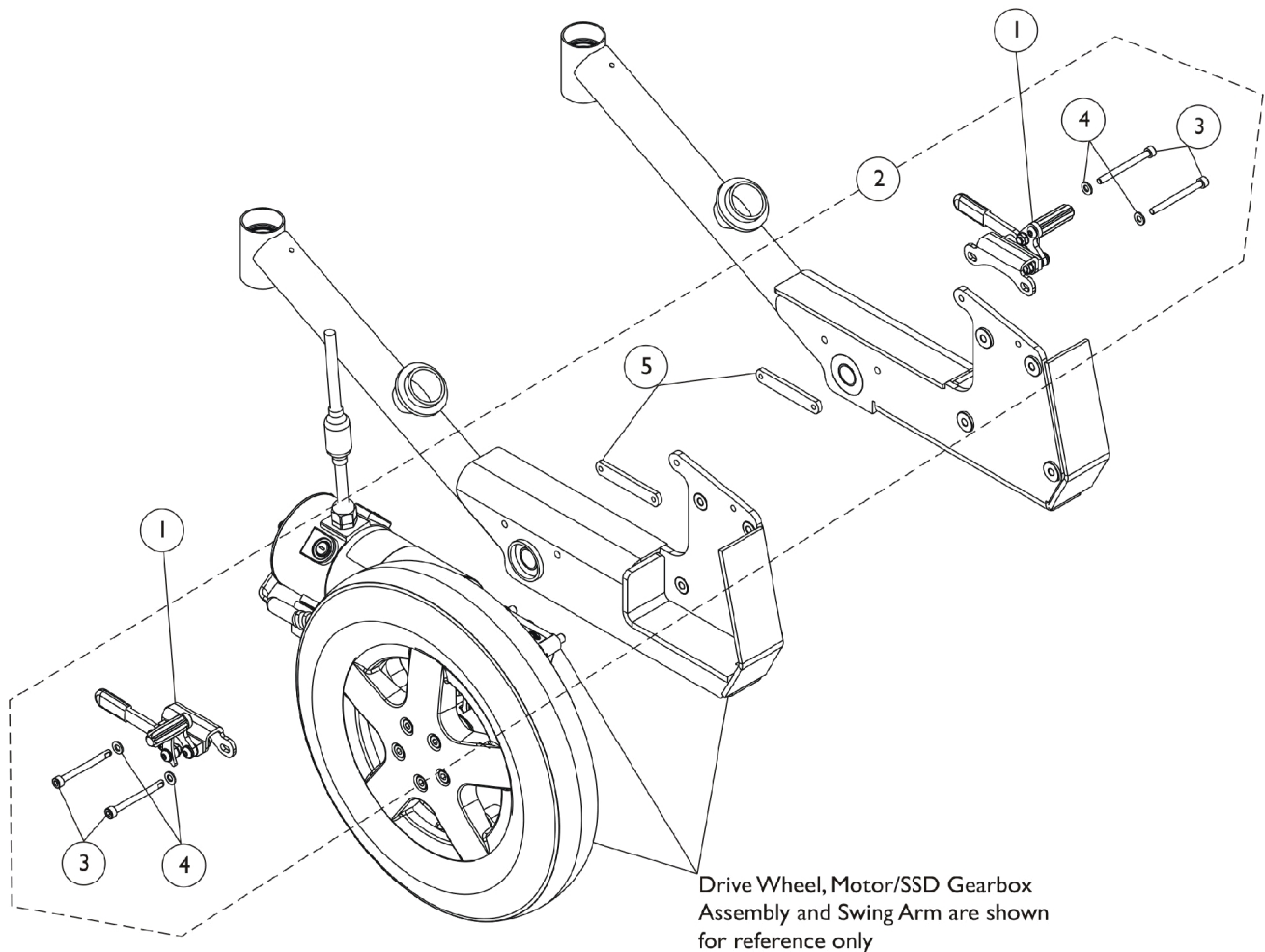


Swing Arm and Hardware

Non-serviceable parts in the field require the wheelchair to be returned to Invacare for repair. Call Technical Services for assistance (1-800-832-4707)

Item Number	Note	Part Number	Description	Quantity Per	
				Package	Assembly
1	A	1168895	Kit, Swing Arm Mounting Hardware	1	2
2			Spacer, Coved (3/4 x 1-1/8 x 1-1/32")	1	1
3			Locknut (M14 x 2)	1	1
4			Washer (14mm x 28mm x 2mm)	1	1
5	B	1168886	Kit, Stop Blocks and Hardware (Pair)	1	1
6			Block, Stop, 14" Wheel - Right	1	1
6			Block, Stop, 14" Wheel - Left	1	1
7			Screw, Socket Head (M5 x .8 x 25mm)	1	4
8	C	1168896	Spring, Non-Heavy Duty (Pair)	2	1
8	D	1168897	Spring, Heavy Duty (Pair)	2	1
9		1104802	Decal, Push/Drive	1	2
NOTE: A - Includes items 2-4. B - Includes items 6 and 7. C - Non-Heavy Duty Spring is used for Formula CG powered seating systems w/o Vent or COMP. D - Heavy Duty Spring is used for ADJASBA and ADJRECL non-powered seating systems or Formula CG powered seating systems w/ Vent or COMP .					

Wheel Lock Assembly



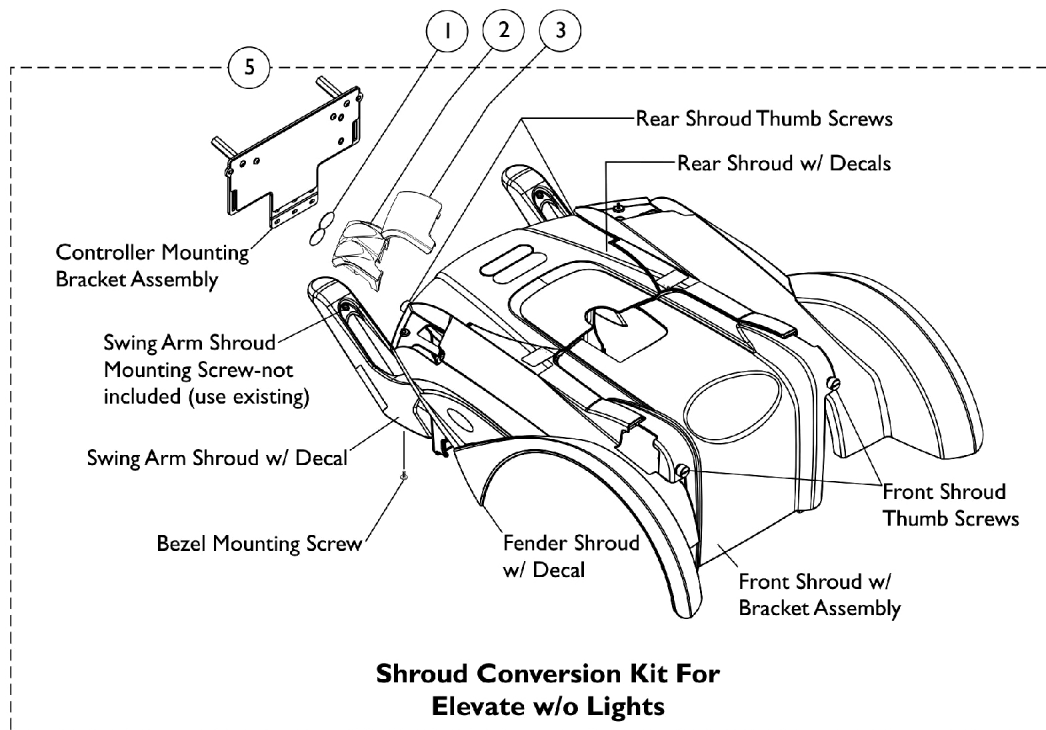
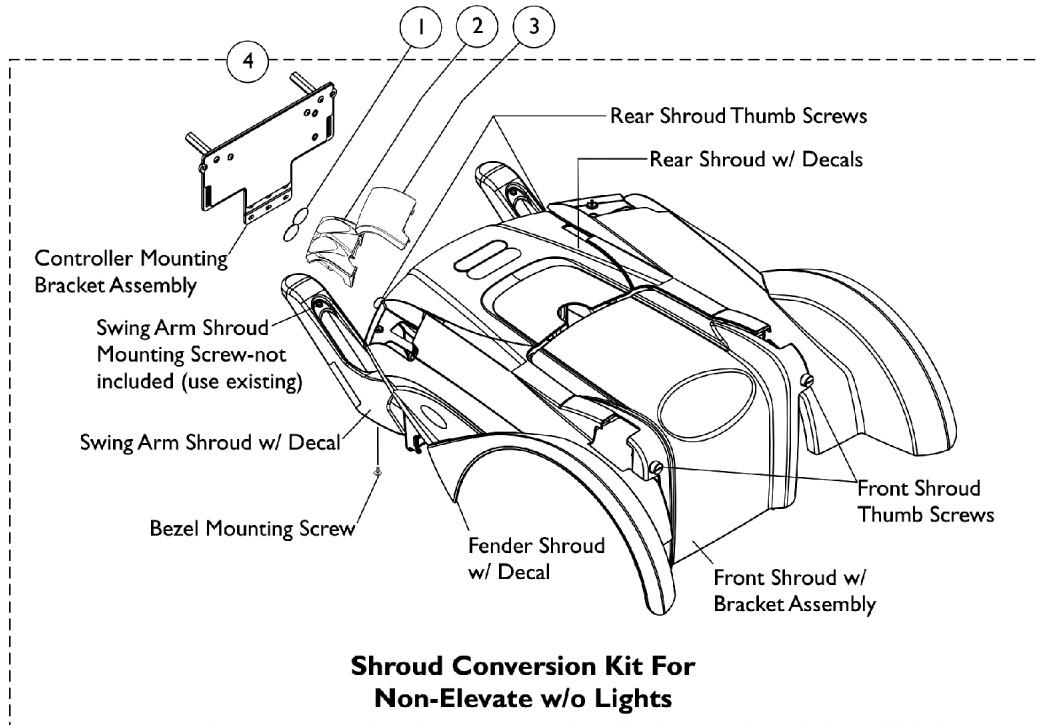
Wheel Lock Assembly

Item Number	Note	Part Number	Description	Quantity Per	
				Package	Assembly
1	C	1169217-NLA	NLA - Wheel Lock Assembly - Right	1	1
1	C	1169218-NLA	NLA - Wheel Lock Assembly - Left	1	1
	A	1127688	Package, Plastic Tip, Black	10	1
2	B	1170676-NLA	NLA - Kit, Wheel Lock Mounting Hardware (Pair)	1	1
3			Screw, Socket Head Cap w/ Patch (M6 x 1 x 65mm)	1	4
4			Washer (1/4 x 1/2 x 1/16")	1	4
5			Nut, Weld (M6 x 1 x 69.60mm Spacing)	1	2
NOTE: A - Not Shown. B - Includes items 3-5. C - Holes were added to the Swing Arms on 1/7/11 to accommodate Wheel Lock Assemblies. Wheelchair manufactured before 1/7/11 must be returned to Invacare in order to replace the Swing Arms and then have the Wheel Locks installed.					

Shrouds & Hardware - Conversion Kits

w/o Lights Before 07/11/11

Shrouds manufactured before 07/11/11 are no longer available. Shroud Conversion Kits must be ordered.
NOTE: Retrofit Kit to add Lights in the field is not available. The wheelchair must be returned to Invacare utilizing the Mechanical Repair Quote Form.



Shrouds & Hardware - Conversion Kits

w/o Lights Before 07/11/11

Shrouds manufactured before 07/11/11 are no longer available. Shroud Conversion Kits must be ordered.

NOTE: Retrofit Kit to add Lights in the field is not available. The wheelchair must be returned to Invacare utilizing the Mechanical Repair Quote Form.

Item Number	Note	Part Number	Description	Quantity Per	
				Package	Assembly
1	A,B	1168998	Package, Lens Reflective Insert	4	1
2	A	1165607	Bezel, Lighting - Right	1	1
2	A	1165608	Bezel, Lighting - Left	1	1
3		60102804	Kit, Cover, Lighting Bezel Lens - Right	1	1
3		60102805	Kit, Cover, Lighting Bezel Lens - Left	1	1
4		See Chart	Item #4 Shroud Conversion Kit - Non-Elevate w/o Lights	1	1
5		See Chart	Item #5 Shroud Conversion Kit - Elevate w/o Lights	1	1
<p>NOTE: A - Item #'s 1-3 are not included with the Conversion Kits. If the customer is not able to reuse their existing components, order the items required in addition to the Conversion Kit.</p> <p>B - Item #1 Lens Reflective Insert covers the holes inside item #2 Bezel when the Lighting Option is not ordered.</p>					

Item #4 Shroud Conversion Kit

Non-Elevate w/o Lights

Shroud Color	Part Number
Wet Black (24P)	1174608-NLA See Note(s) A
Artic White (143P)	1174609-NLA See Note(s) A
Electric Silver (147P)	1174610-NLA See Note(s) B, A
Electric Red (61P)	1174611-NLA See Note(s) A
Electric Blue (62P)	1174612-NLA See Note(s) A
<p>NOTE: A - Conversion Kit includes a revised Controller Mounting Bracket Assembly, Rear Shroud, Swing Arm Shrouds, Fender Shrouds, Front Shroud w/ Bracket Assembly, Decals, Mounting Hardware - use existing swing arm shroud screws, and Installation Instructions.</p> <p>B - As of 11/2/11 Silver Metallic (60P) was replaced with Electric Silver (147P). Wheelchairs manufactured before 11/2/11 must order the Electric Silver (147P) Shroud and Hardware Conversion Kit.</p>	
<p>Item #'s 1-3 are not included with the Conversion Kits. If the customer is not able to reuse their existing components, order the items required in addition to the Conversion Kit.</p>	

Item #5 Shroud Conversion Kit

Elevate w/o Lights

Shroud Color	Part Number
Wet Black (24P)	1174613-NLA See Note(s) A
Artic White (143P)	1174614-NLA See Note(s) A
Electric Silver (147P)	1174615-NLA See Note(s) A, B

Shrouds & Hardware - Conversion Kits

w/o Lights Before 07/11/11

Shrouds manufactured before 07/11/11 are no longer available. Shroud Conversion Kits must be ordered.
NOTE: Retrofit Kit to add Lights in the field is not available. The wheelchair must be returned to Invacare utilizing the Mechanical Repair Quote Form.

Item #5 Shroud Conversion Kit

Elevate w/o Lights

Shroud Color	Part Number
Electric Red (61P)	1174616-NLA See Note(s) A
Electric Blue (62P)	1174617-NLA See Note(s) A

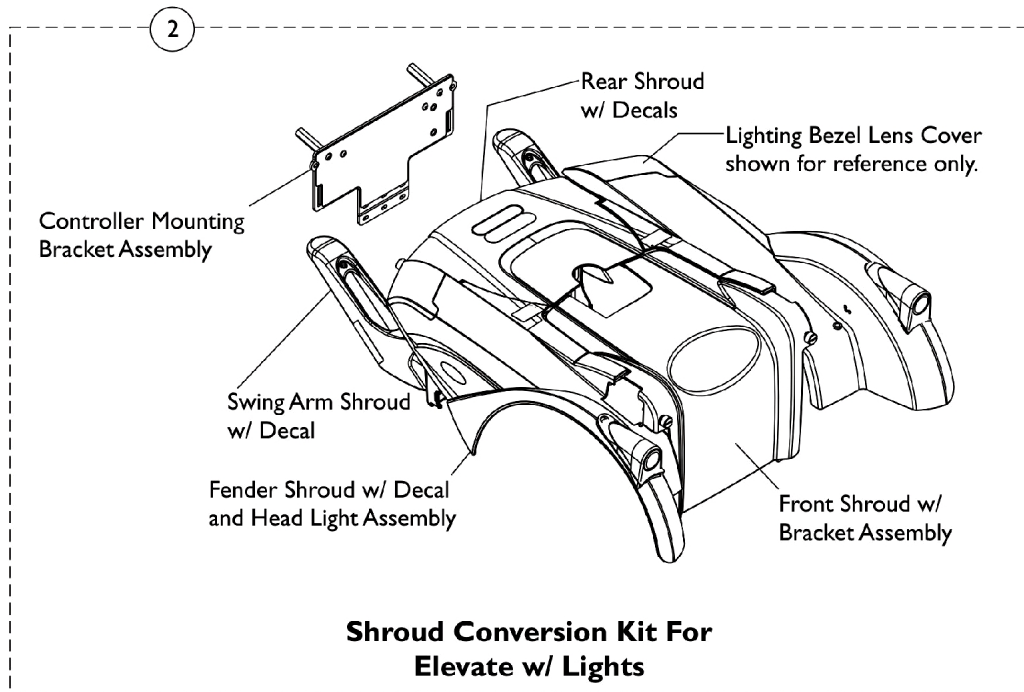
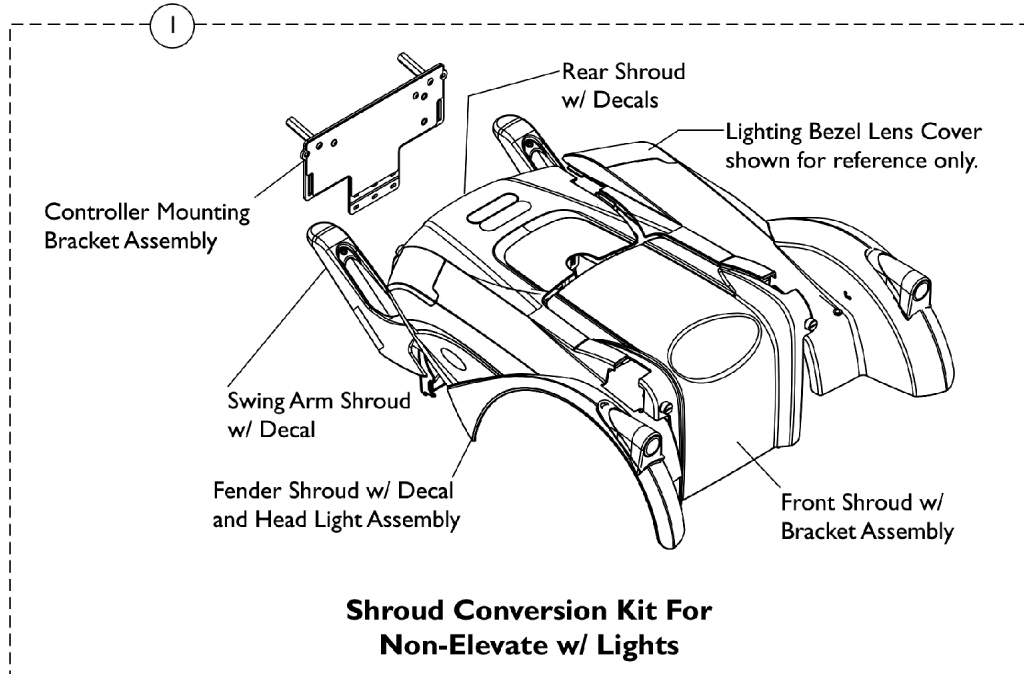
NOTE: A - Conversion Kit includes a revised Controller Mounting Bracket Assembly, Rear Shroud, Swing Arm Shrouds, Fender Shrouds, Front Shroud w/ Bracket Assembly, Decals, Mounting Hardware - use existing swing arm shroud screws, and Installation Instructions.
 B - As of 11/2/11 Silver Metallic (60P) was replaced with Electric Silver (147P). Wheelchairs manufactured before 11/2/11 must order the Electric Silver (147P) Shroud and Hardware Conversion Kit.

Item #'s 1-3 are not included with the Conversion Kits. If the customer is not able to reuse their existing components, order the items required in addition to the Conversion Kit.

Shrouds & Hardware - Conversion Kits

w/ Lights Before 07/11/11

Shrouds manufactured before 07/11/11 are no longer available. Shroud Conversion Kits must be ordered.
NOTE: Retrofit Kit to add Lights in the field is not available. The wheelchair must be returned to Invacare utilizing the Mechanical Repair Quote Form.



Shrouds & Hardware - Conversion Kits

w/ Lights Before 07/11/11

Shrouds manufactured before 07/11/11 are no longer available. Shroud Conversion Kits must be ordered.
NOTE: Retrofit Kit to add Lights in the field is not available. The wheelchair must be returned to Invacare utilizing the Mechanical Repair Quote Form.

Item #1 Shroud Conversion Kit

Non-Elevate w/ Lights

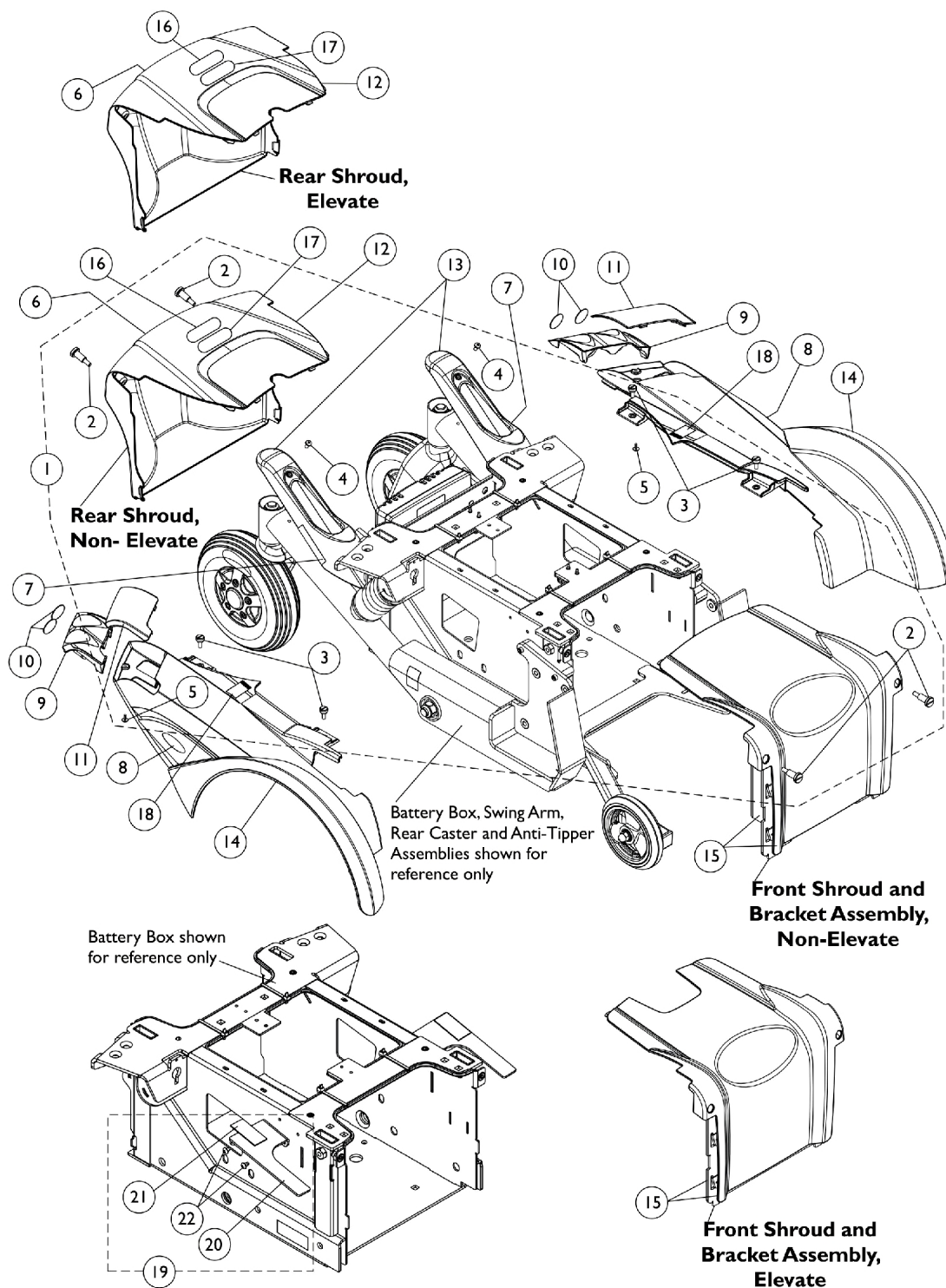
Shroud Color	Part Number
Wet Black (24P)	1174620-NLA See Note(s) A
Artic White (143P)	1174621-NLA See Note(s) A
Electric Silver (147P)	1174622-NLA See Note(s) A, B
Electric Red (61P)	1174623-NLA See Note(s) A
Electric Blue (62P)	1174624-NLA See Note(s) A
NOTE: A - Conversion Kit includes a revised Controller Mounting Bracket Assembly, Rear Shroud, Swing Arm Shrouds, Fender Shrouds w/ Head Light Assembly, Front Shroud w/ Bracket Assembly, Decals, Shrouds and Bezel Mounting Hardware, and Installation Instructions. B - As of 11/2/11 Silver Metallic (60P) was replaced with Electric Silver (147P). Wheelchairs manufactured before 11/2/11 must order the Electric Silver (147P) Shroud and Hardware Conversion Kit.	

Item #2 Shroud Conversion Kit

Elevate w/ Lights

Shroud Color	Part Number
Wet Black (24P)	1174625-NLA See Note(s) A
Artic White (143P)	1174626-NLA See Note(s) A
Electric Silver (147P)	1174627-NLA See Note(s) A, B
Electric Red (61P)	1174628-NLA See Note(s) A
Electric Blue (62P)	1174629-NLA See Note(s) A
NOTE: A - Conversion Kit includes a revised Controller Mounting Bracket Assembly, Rear Shroud, Swing Arm Shrouds, Fender Shrouds w/ Head Light Assembly, Front Shroud w/ Bracket Assembly, Decals, Shrouds and Bezel Mounting Hardware, and Installation Instructions. B - As of 11/2/11 Silver Metallic (60P) was replaced with Electric Silver (147P). Wheelchairs manufactured before 11/2/11 must order the Electric Silver (147P) Shroud and Hardware Conversion Kit.	

Shrouds and Hardware w/o Lights After 07/10/11



Shrouds and Hardware w/o Lights After 07/10/11

Item Number	Note	Part Number	Description	Quantity Per	
				Package	Assembly
1	A	1168901-NLA	NLA - Kit, Shrouds and Bezel Mounting Hardware	1	1
2			Screw, Thumb w/ Shoulder (M9.5 x 24.13mm, M6 x 1)	1	4
3			Screw, Thumb (M5 x .8 x 12mm)	1	4
4			Screw, Phillips Pan Head Tap (#10-32 x 3/8")	1	2
5			Screw, Phillips Pan Head SEMS w/ Patch (M3 x .5 x 10mm)	1	2
7		1167400-NLA	NLA - Decal, FDX Model, Swing Arm	1	2
8		1168380-NLA	NLA - Decal, Invacare Logo, Fender - Right	1	1
8		1168381-NLA	NLA - Decal, Invacare Logo, Fender - Left	1	1
9		1165607	Bezel, Lighting - Right	1	1
9		1165608	Bezel, Lighting - Left	1	1
10		1168998	Package, Lens Reflective Insert	4	1
11		60102804	Kit, Cover, Lighting Bezel Lens - Right	1	1
11		60102805	Kit, Cover, Lighting Bezel Lens - Left	1	1
12		See Chart	Item #12 Colored Rear Shroud	1	1
13		See Chart	Item #13 Colored Swing Arm Shroud	1	1
14		See Chart	Item #14 Colored Fender Shroud	1	1
15		See Chart	Item #15 Colored Front Shroud and Bracket Assembly	1	1
16	B	1119281-NLA	NLA - Plate, Name, Patent Numbers	1	1
17		1035900	Decal, Transportation	1	1
18		1079203	Decal, Warning Pinch Point	1	2
19		1168979	Kit, Shroud Bracket and Hardware - Right	1	1
20			Bracket, Shroud, Black - Right	1	1
21			NLA - Fastener, Hook with Adhesive Back (1" W x 2" L)	1	1
22		1168980	Screw, Phillips Pan Head Tap (#10-32 x 3/8")	1	2
19			Kit, Shroud Bracket and Hardware - Left	1	1
20			Bracket, Shroud, Black - Left	1	1
21			NLA - Fastener, Hook with Adhesive Back (1" W x 2" L)	1	1
22			Screw, Phillips Pan Head Tap (#10-32 x 3/8")	1	2

NOTE: A - Includes items 2-5
B - Includes items 20-22

Item #6 Reflective Decal is not available for sale individually.

Shrouds and Hardware w/o Lights After 07/10/11

Item #12 Colored Rear Shroud

Description	Wet Black (24P)	Artic White (143P)	Electric Silver (147P)	Electric Red (61P)	Electric Blue (62P)
Rear Shroud w/ Decals, Elevate	1173514-NLA See Note(s) A	1173515-NLA See Note(s) A	1173516 See Note(s) B, A	1173517 See Note(s) A	1173518 See Note(s) A
Rear Shroud w/ Decals, Non-Elevate	1173519 See Note(s) A	1173520 See Note(s) A	1173521-NLA See Note(s) B, A	1173522 See Note(s) A	1173523 See Note(s) A
NOTE: A - The Controller is also covered by the Rear Shroud. Shroud includes items 6, 15 and 16. B - As of 11/2/11 Silver Metallic (60P) was replaced with Electric Silver (147P). Wheelchairs manufactured before 11/2/11 must order the Electric Silver (147P) Shroud and Hardware Conversion Kit dated Before 7/11/11.					

Item #13 Colored Swing Arm Shroud

Description	Wet Black (24P)	Artic White (143P)	Electric Silver (147P)	Electric Red (61P)	Electric Blue (62P)
Swing Arm Shroud w/ Decal - Right	1173494 See Note(s) A	1173495 See Note(s) A	1173496-NLA See Note(s) B, A	1173497-NLA See Note(s) A	1173498-NLA See Note(s) A
Swing Arm Shroud w/ Decal - Left	1173499 See Note(s) A	1173500 See Note(s) A	1173501 See Note(s) B, A	1173502 See Note(s) A	1173503 See Note(s) A
NOTE: A - Shroud includes item #7 Decal. B - As of 11/2/11 Silver Metallic (60P) was replaced with Electric Silver (147P). Wheelchairs manufactured before 11/2/11 must order the Electric Silver (147P) Shroud and Hardware Conversion Kit dated Before 7/11/11.					

Item #14 Colored Fender Shroud

Description	Wet Black (24P)	Artic White (143P)	Electric Silver (147P)	Electric Red (61P)	Electric Blue (62P)
Fender Shroud w/ Decal - Right	1173504 See Note(s) A	1173505-NLA See Note(s) A	1173506 See Note(s) B, A	1173507 See Note(s) A	1173508 See Note(s) A
Fender Shroud w/ Decal - Left	1173509 See Note(s) A	1173510-NLA See Note(s) A	1173511 See Note(s) B, A	1173512 See Note(s) A	1173513 See Note(s) A
NOTE: A - Shroud includes item #8 Decal only. Item #18 Decal is not included. B - As of 11/2/11 Silver Metallic (60P) was replaced with Electric Silver (147P). Wheelchairs manufactured before 11/2/11 must order the Electric Silver (147P) Shroud and Hardware Conversion Kit dated Before 7/11/11.					

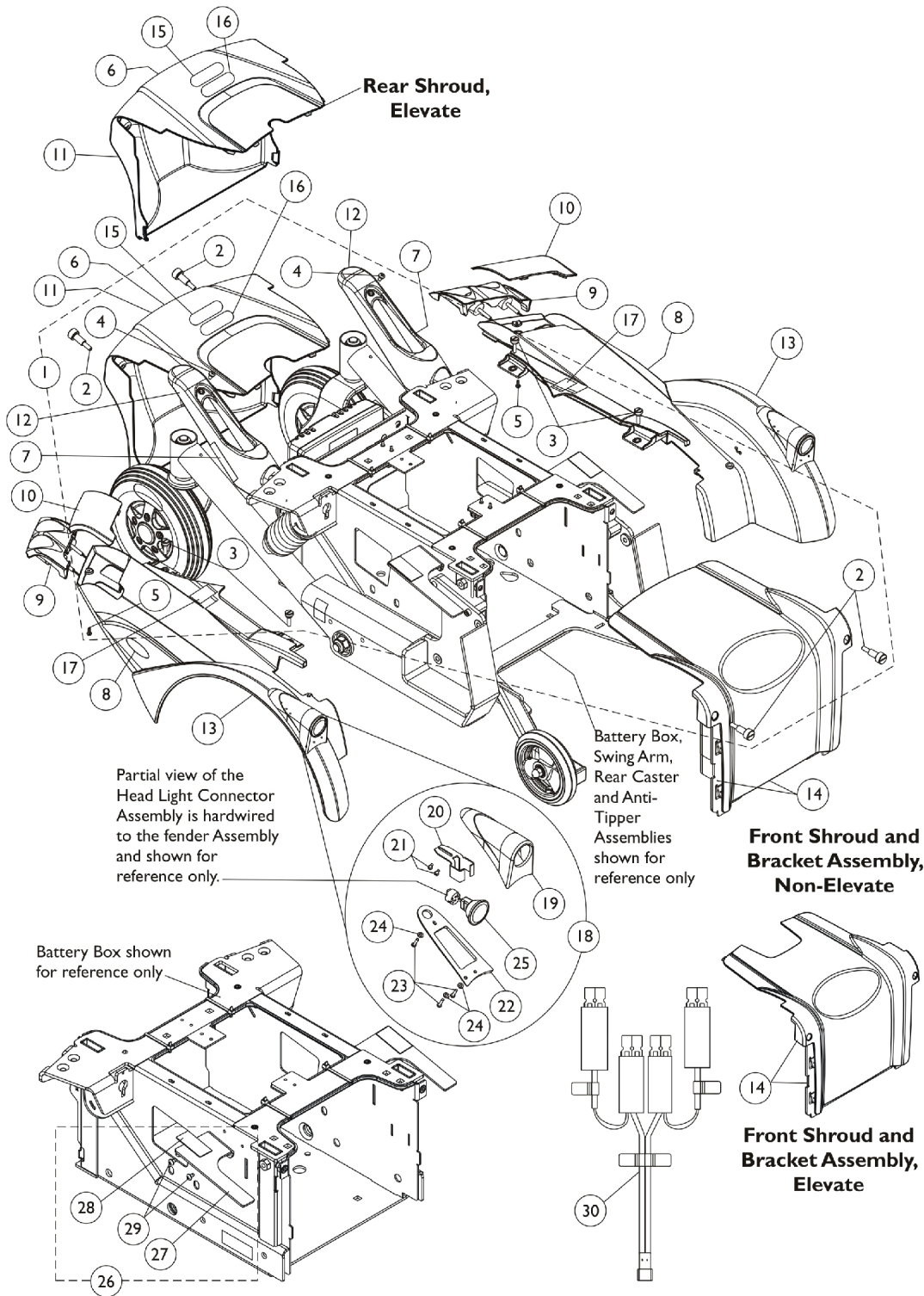
Shrouds and Hardware

w/o Lights After 07/10/11

Item #15 Colored Front Shroud and Bracket Assembly

Description	Wet Black (24P)	Artic White (143P)	Electric Silver (147P)	Electric Red (61P)	Electric Blue (62P)
Front Shroud and Bracket Assembly, Elevate	1173482-NLA See Note(s) A	1173483-NLA See Note(s) A	1173484 See Note(s) B, A	1173485 See Note(s) A	1173486 See Note(s) A
Front Shroud and Bracket Assembly, Non-Elevate	1173489 See Note(s) A	1173490 See Note(s) A	1173491 See Note(s) B, A	1173492 See Note(s) A	1173493 See Note(s) A
NOTE: A - Item #15 is sold as a complete assembly only. B - As of 11/2/11 Silver Metallic (60P) was replaced with Electric Silver (147P). Wheelchairs manufactured before 11/2/11 must order the Electric Silver (147P) Shroud and Hardware Conversion Kit dated Before 7/11/11.					

Shrouds and Hardware w/ Lights After 07/10/11



Shrouds and Hardware w/ Lights After 07/10/11

Item Number	Note	Part Number	Description	Quantity Per		
				Package	Assembly	
1	A	1168901-NLA	NLA - Kit, Shrouds and Bezel Mounting Hardware	1	1	
2			Screw, Thumb w/ Shoulder (M9.5 x 24.13mm, M6 x 1)	1	4	
3			Screw, Thumb (M5 x .8 x 12mm)	1	4	
4			Screw, Phillips Pan Head Tap (#10-32 x 3/8")	1	2	
5			Screw, Phillips Pan Head SEMS w/ Patch (M3 x .5 x 10mm)	1	2	
7		1167400-NLA	NLA - Decal, FDX Model, Swing Arm	1	2	
8		1168380-NLA	NLA - Decal, Invacare Logo, Fender - Right	1	1	
8		1168381-NLA	NLA - Decal, Invacare Logo, Fender - Left	1	1	
9		B	1174876	Kit, Tail Light and Bezel Assembly - Right	1	1
9		B	1174875	Kit, Tail Light and Bezel Assembly - Left	1	1
10			60102804	Kit, Cover, Lighting Bezel Lens - Right	1	1
10			60102805	Kit, Cover, Lighting Bezel Lens - Left	1	1
11			See Chart	Item #11 Colored Rear Shroud	1	1
12		See Chart	Item #12 Colored Swing Arm Shroud	1	1	
13		See Chart	Item #13 Kit, Colored Fender Shroud w/ Decal and Head Light Assembly	1	1	
14		See Chart	Item #14 Colored Front Shroud and Bracket Assembly	1	1	
15		1119281-NLA	NLA - Plate, Name, Patent Numbers	1	1	
16		1035900	Decal, Transportation	1	1	
17		1079203	Decal, Warning Pinch Point	1	2	
18	C	1174879	Kit, Head Light Assembly - Right/Left	1	1	
19			Housing, Head Light, Black	1	1	
20			Bracket, Securing, Black	1	1	
21			Screw, Phillips Pan Head (#4-20 x 1/4")	1	2	
22			Bottom, Rubber	1	1	
23			Screw, Phillips Pan Head (#4-40 x 1/2")	1	3	
24			Washer, Plain (1/8 x 1/4 x 1/32")	1	3	
25			Light Assembly	1	1	
			Instruction Sheet, Installation	1	1	
			Power Wheelchair Wiring Guide	1	1	
26	D	1168979	Kit, Shroud Bracket and Hardware - Right	1	1	
27			Bracket, Shroud, Black - Right	1	1	
28			NLA - Fastener, Hook with Adhesive Back (1" W x 2" L)	1	1	
29			Screw, Phillips Pan Head Tap (#10-32 x 3/8")	1	2	
26	D	1168980	Kit, Shroud Bracket and Hardware - Left	1	1	
27			Bracket, Shroud, Black - Left	1	1	
28			NLA - Fastener, Hook with Adhesive Back (1" W x 2" L)	1	1	
29			Screw, Phillips Pan Head Tap (#10-32 x 3/8")	1	2	
30	E	1174877-NLA	NLA - Kit, Light Module Y-Cable Assembly	1	1	

Shrouds and Hardware w/ Lights After 07/10/11

NOTE: A - Includes items 2-5.
 B - Tail Lights and Bezel are Hardwired together and individual components are not available. Kit also includes (2) Tie Wraps, Installation Instructions and Power Wheelchair Wiring Guide (not shown).
 C - Includes items 19-25, Installation Instructions and Power Wheelchair Wiring Guide (not shown). Individual components are not available.
 D - Includes items 27-29.
 E - Includes the Light Module Y-Cable Assembly, (10) Tie Wraps, Installation Instructions and Power Wheelchair Wiring Guide (not shown).

Item #6 Reflective Decal is not available for sale individually.

Item #11 Colored Rear Shroud

Description	Wet Black (24P)	Artic White (143P)	Electric Silver (147P)	Electric Red (61P)	Electric Blue (62P)
Rear Shroud w/ Decals, Elevate	1173514-NLA See Note(s) A	1173515-NLA See Note(s) A	1173516 See Note(s) B, A	1173517 See Note(s) A	1173518 See Note(s) A
Rear Shroud w/ Decals, Non-Elevate	1173519 See Note(s) A	1173520 See Note(s) A	1173521-NLA See Note(s) A, B	1173522 See Note(s) A	1173523 See Note(s) A
NOTE: A - The Controller is also covered by the Rear Shroud. Shroud includes items 6, 15 and 16. B - As of 11/2/11 Silver Metallic (60P) was replaced with Electric Silver (147P). Wheelchairs manufactured before 11/2/11 must order the Electric Silver (147P) Shroud and Hardware Conversion Kit dated Before 7/11/11.					

Item #12 Colored Swing Arm Shroud

Description	Wet Black (24P)	Artic White (143P)	Electric Silver (147P)	Electric Red (61P)	Electric Blue (62P)
Swing Arm Shroud w/ Decal - Right	1173494 See Note(s) A	1173495 See Note(s) A	1173496-NLA See Note(s) B, A	1173497-NLA See Note(s) A	1173498-NLA See Note(s) A
Swing Arm Shroud w/ Decal - Left	1173499 See Note(s) A	1173500 See Note(s) A	1173501 See Note(s) B, A	1173502 See Note(s) A	1173503 See Note(s) A
NOTE: A - Shroud includes item #7 Decal. B - As of 11/2/11 Silver Metallic (60P) was replaced with Electric Silver (147P). Wheelchairs manufactured before 11/2/11 must order the Electric Silver (147P) Shroud and Hardware Conversion Kit dated Before 7/11/11.					

Shrouds and Hardware w/ Lights After 07/10/11

Item #13 Kit, Colored Fender Shroud w/ Decal and Head Light Assembly

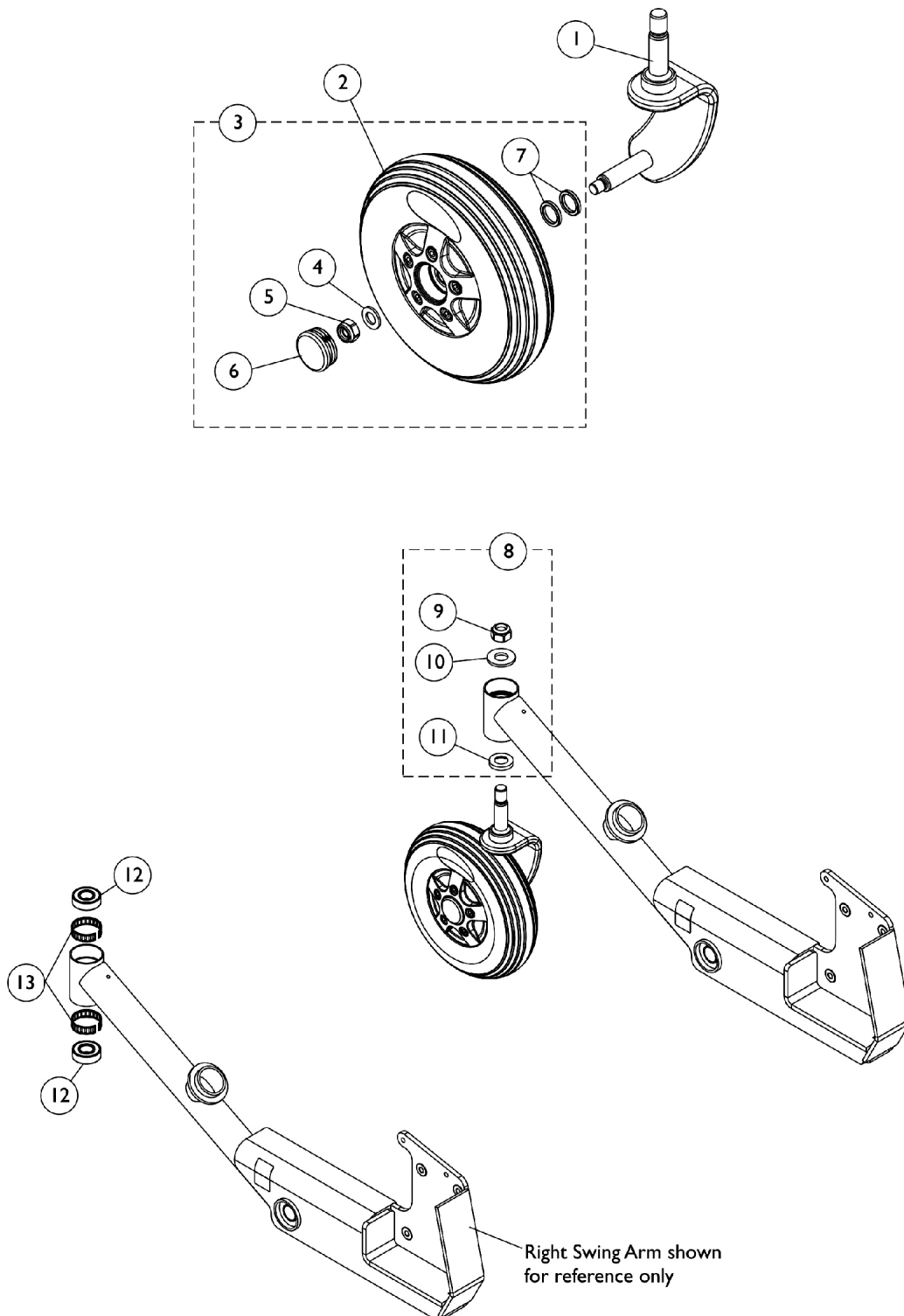
Description	Wet Black (24P)	Artic White (143P)	Electric Silver (147P)	Electric Red (61P)	Electric Blue (62P)
Kit, Fender Shroud w/ Decal and Head Light Assembly - Right	1174880	1174881	1174882	1174883	1174884
	See Note(s) A2, A1	See Note(s) A2, A1	See Note(s) B, A2, A1	See Note(s) A2, A1	See Note(s) A2, A1
Kit, Fender Shroud w/ Decal and Head Light Assembly - Left	1174885	1174886	1174887	1174888	1174889
	See Note(s) A2, A1	See Note(s) A2, A1	See Note(s) B, A2, A1	See Note(s) A2, A1	See Note(s) A2, A1
NOTE: A1 - Fender Shroud includes item #8 Decal only. Item #17 Decal is not included. When a replacement Fender Shroud is requested, the Head Light Assembly will always be attached to the Fender Shroud also. Only the Head Light Assembly is sold separately as a Kit. A2 - The Fender Shroud also contains the Head Light Connector Assembly that is hardwired to the shroud and is not sold separately. Includes (2) Tie Wraps and Installation Instructions. B - As of 11/2/11 Silver Metallic (60P) was replaced with Electric Silver (147P). Wheelchairs manufactured before 11/2/11 must order the Electric Silver (147P) Shroud and Hardware Conversion Kit dated Before 7/11/11.					

Item #14 Colored Front Shroud and Bracket Assembly

Description	Wet Black (24P)	Artic White (143P)	Electric Silver (147P)	Electric Red (61P)	Electric Blue (62P)
Front Shroud and Bracket Assembly, Elevate	1173482-NLA	1173483-NLA	1173484	1173485	1173486
	See Note(s) A	See Note(s) A	See Note(s) B, A	See Note(s) A	See Note(s) A
Front Shroud and Bracket Assembly, Non-Elevate	1173489	1173490	1173491	1173492	1173493
	See Note(s) A	See Note(s) A	See Note(s) B, A	See Note(s) A	See Note(s) A
NOTE: A - Item #14 is sold as a complete assembly only. B - As of 11/2/11 Silver Metallic (60P) was replaced with Electric Silver (147P). Wheelchairs manufactured before 11/2/11 must order the Electric Silver (147P) Shroud and Hardware Conversion Kit dated Before 7/11/11.					

Caster and Forks - Rear

NOTE: Rear Fork and Stem Caster Head Tube Cap is not used for the FDX model. The Swing Arm Shroud covers over the Fork and Stem Caster Head Tube instead.

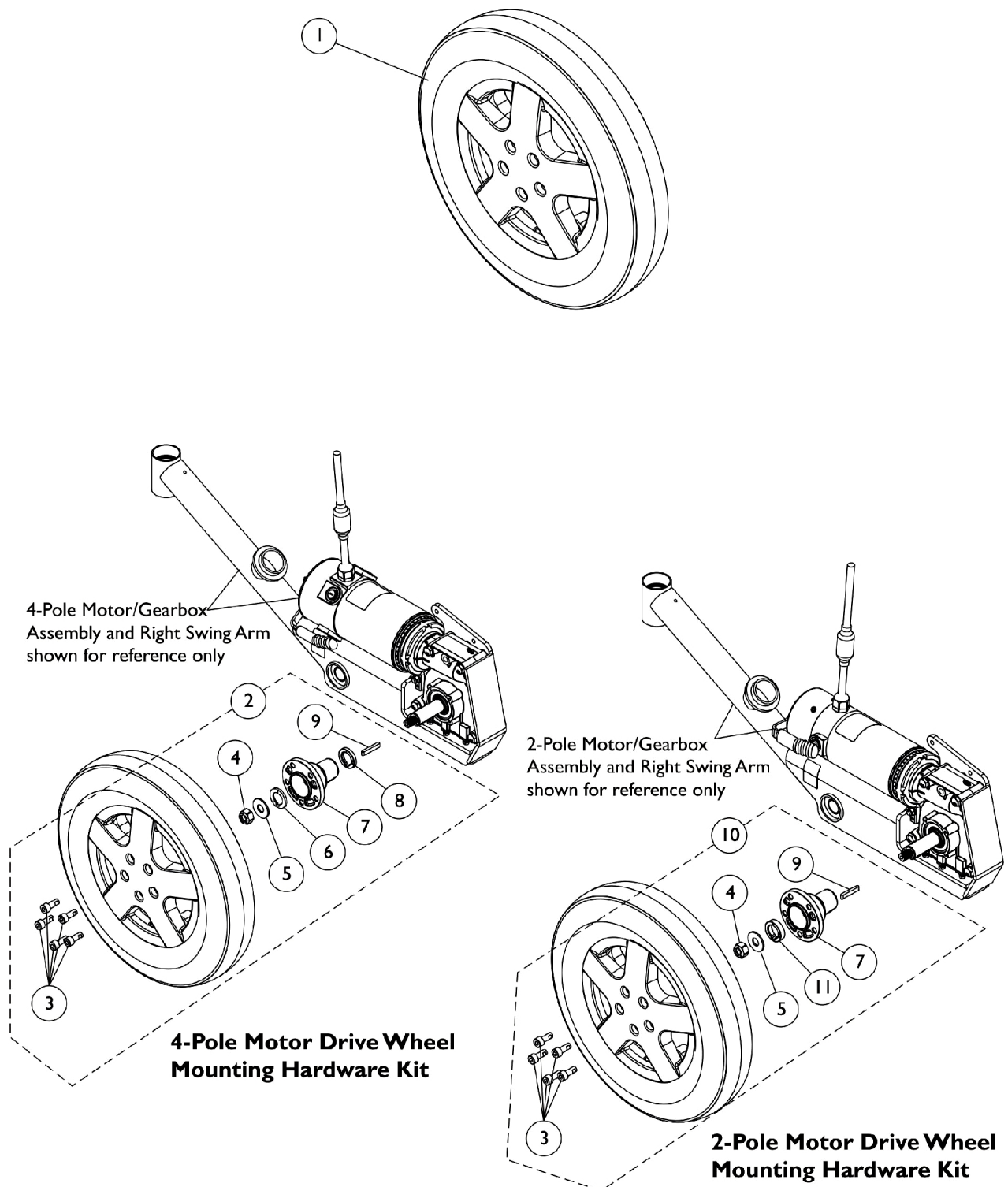


Caster and Forks - Rear

NOTE: Rear Fork and Stem Caster Head Tube Cap is not used for the FDX model. The Swing Arm Shroud covers over the Fork and Stem Caster Head Tube instead.

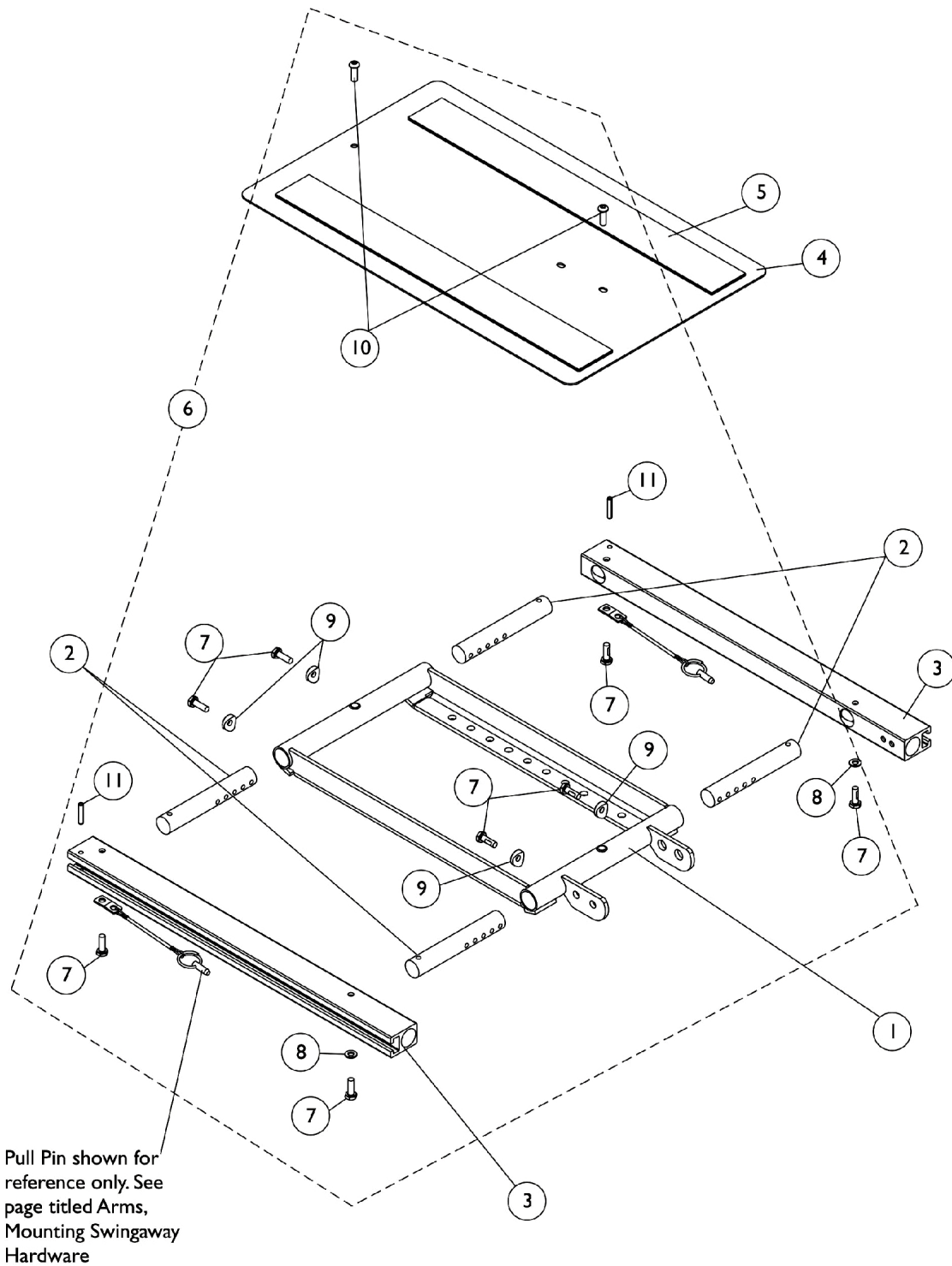
Item Number	Note	Part Number	Description	Quantity Per	
				Package	Assembly
1		1162570	Fork and Stem, 1-Sided - Right	1	1
1		1162571	Fork and Stem, 1-Sided - Left	1	1
2	A	1162534	Caster, Rear, Urethane (200mm x 60mm)	1	1
3	B	1168904-NLA	NLA - Kit, Caster Mounting Hardware	1	1
4			NLA - Washer, Steel (10mm x 20mm x 2mm)	1	1
5			NLA - Locknut (M10 x 1.5)	1	1
6			NLA - Cap, End, Tube, Black (35mm)	1	1
7			Spacer, Steel (5/8 x 7/8 x 1/8")	1	2
6		1168905-NLA	NLA - Package, Cap, End, Tube, Black (35mm) (Pair)	2	1
8	C	1168903	Kit, Fork Mounting Hardware	1	1
9			Locknut (M14 x 2)	1	1
10			Washer, Nylon (5/8 x 1-5/16 x 1/8")	1	1
11			Spacer, Stem (5/8 x 1-1/8 x 3/16")	1	1
12		40117X006	Bearing (5/8")	1	2
13		1110717	Ring, Tolerance	1	2
NOTE: A - Individual components are non-serviceable. If a custom needs to replace the (2) caster bearings, you must order a new Rear Caster part #1162534. B - Includes items 4-7 C - Includes items 9-11					

Drive Wheels and Mounting Hardware (14" x 3")



Drive Wheels and Mounting Hardware (14" x 3")

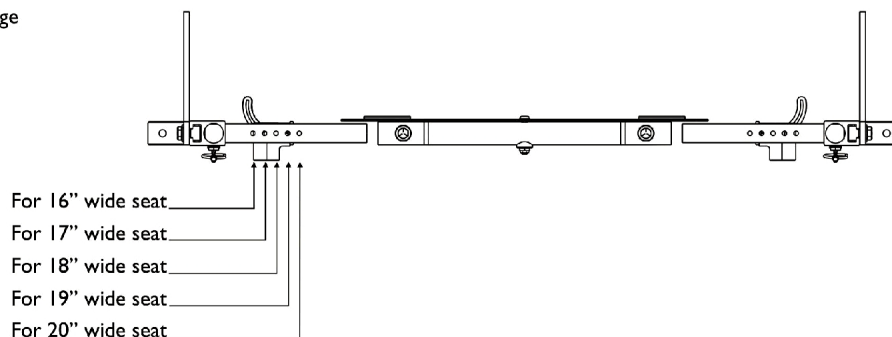
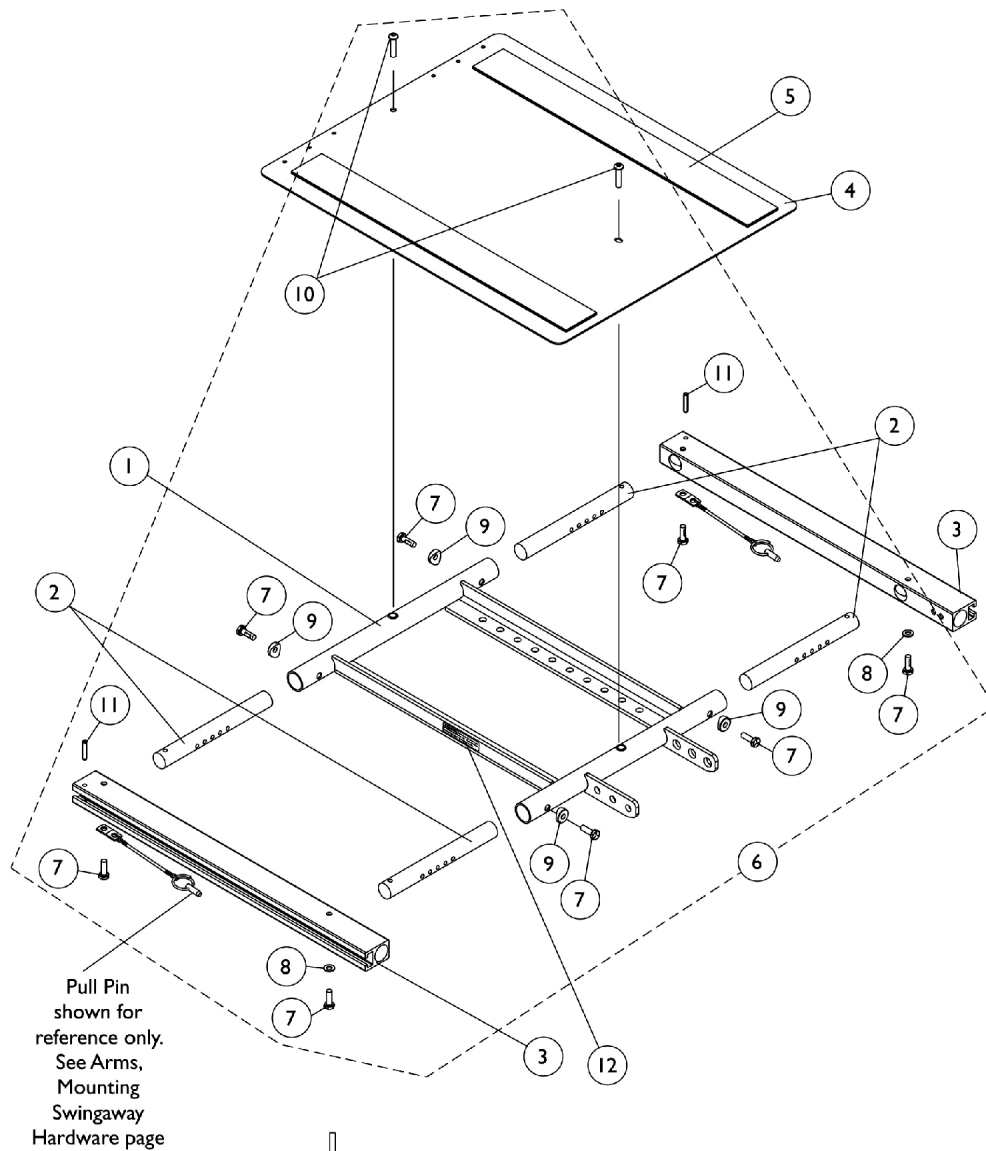
Item Number	Note	Part Number	Description	Quantity Per	
				Package	Assembly
1	A	1167685	Drive Wheel Assembly, Flat Free Gel Foam, Grey Tire/Silver Rim (14" x 3")	1	1
	D	1141342	Tire w/ Foam Fill Insert, Grey (14" x 3")	1	1
2	B	1168891	Kit, 4-Pole Motor Drive Wheel Mounting Hardware (14" x 3")	1	1
3			Screw, Socket Head w/ Patch (M8 x 1.25 x 25mm)	1	5
4			Locknut (M12 x 1.5)	1	1
5			Washer, Plain (12.38mm x 30mm x 2mm)	1	1
6			Spacer, Hub (3mm)	1	1
7			Hub, Wheel (14" x 3")	1	1
8			Spacer, Hub (5mm)	1	1
9			Key (6mm x 6mm x 40mm)	1	1
10	C	1168890	Kit, 2-Pole Motor Drive Wheel Mounting Hardware (14" x 3")	1	1
3			Screw, Socket Head w/ Patch (M8 x 1.25 x 25mm)	1	5
4			Locknut (M12 x 1.5)	1	1
5			Washer, Plain (12.38mm x 30mm x 2mm)	1	1
7			Hub, Wheel (14" x 3")	1	1
9			Key (6mm x 6mm x 40mm)	1	1
11			Spacer, Hub (8mm)	1	1
<p>NOTE: A - 14" x 3" Tire w/ Soft Density Flat Free Gel foam (yellow) is not available for item #1 part number 1167685. Customer can use the Tire w/ Hard Density Flat Free foam (green) part #1141342. It is recommended to order in pairs to match.</p> <p>B - Includes items 3-9</p> <p>C - Includes items 3-5, 7, 9 and 11</p> <p>D - Not Shown. It is recommended to order in pairs to match foam density.</p>					



ADJASBA Seat Frame, Seat Pan and Hardware (12"-16" Wide)

Item Number	Note	Part Number	Description	Quantity Per	
				Package	Assembly
1		1163033-NLA	NLA - Frame, Center Seat, Black	1	1
2		1126126-NLA	NLA - Crossbar, Seat Frame (12 - 16" W)	1	4
3		1122647	Rail, Seat Frame (16 - 20" D For Formula TRE and 16 - 19" D For ADJASBA)	1	2
4	A	1142961	Pan, Seat, with Hook and Loop Fasteners (12 - 16" W x 12 - 18" D)	1	1
5		1043082	Hook Fastener with Adhesive Back (2" W x 18" L)	1	2
5		1044580	Loop Fastener with Adhesive Back (2" W x 18" L)	1	2
6	B	1135501	Kit, Seat Frame Assembly Hardware	1	1
7			Screw, Hex Head w/ Patch (1/4-20 x 3/4")	1	8
8			Washer (1/4 x 1/2 x 1/16")	1	2
9			Spacer, Coved (1/4 x 11/16 x 1/2")	1	4
10			Screw, Socket Button (1/4-20 x 3/4")	1	2
11			NLA - Pin, Roll (3/16 x 1")	1	2
NOTE: A - Includes item 5. B - Includes items 7-11.					

ADJASBA/ADJRECL Seat Frame, Seat Pan and Hardware (16" - 20" Wide) x (16" - 22" Deep)

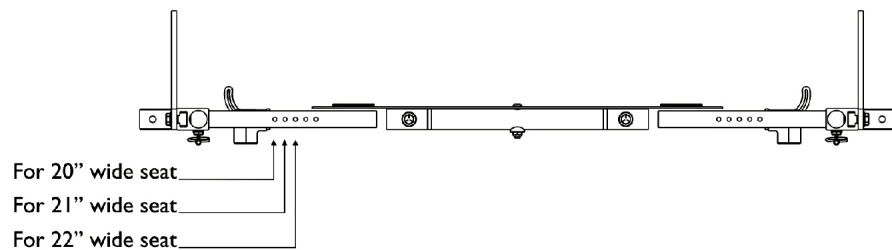
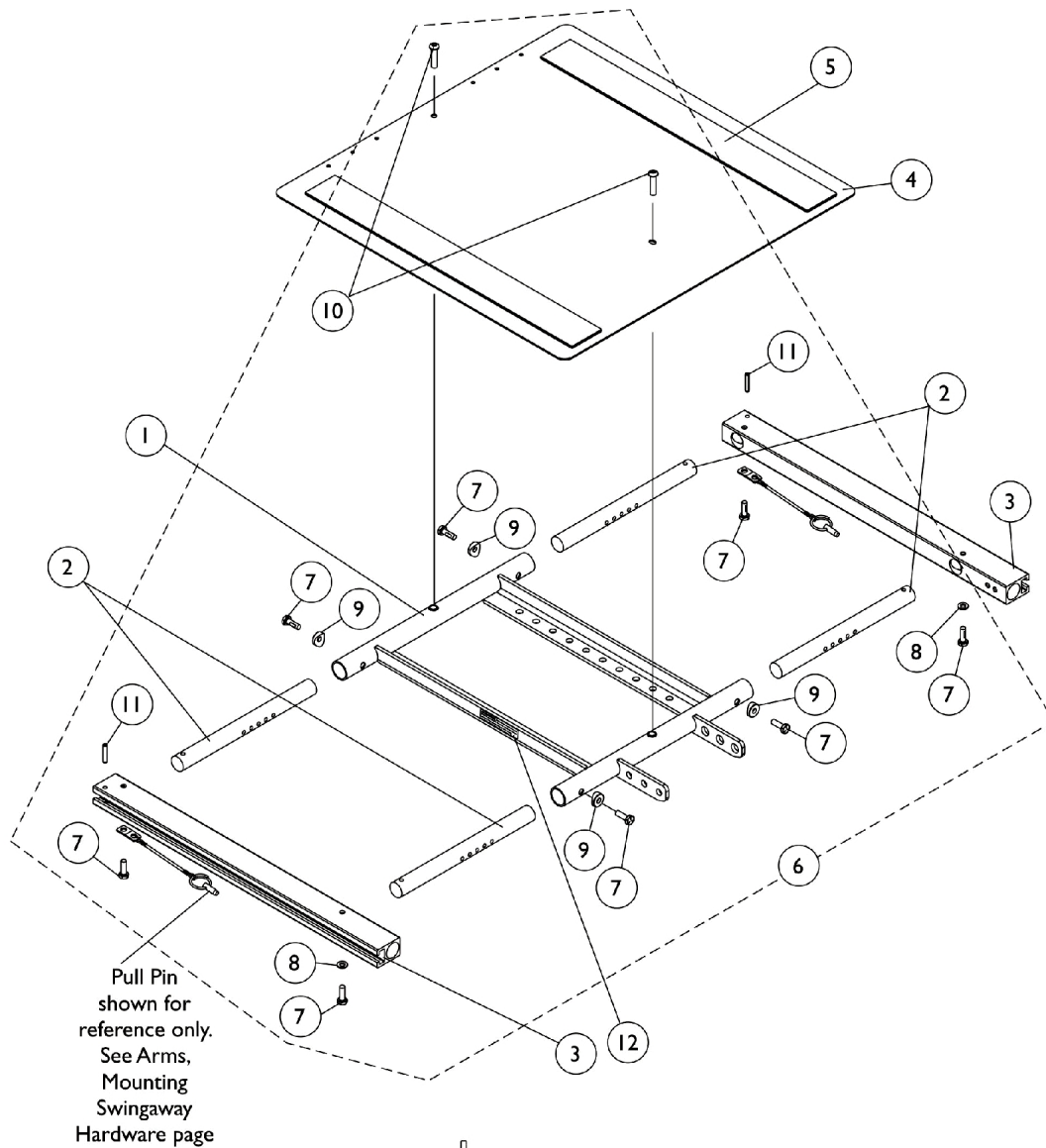


Seat Frame Width Settings

ADJASBA/ADJRECL Seat Frame, Seat Pan and Hardware (16" - 20" Wide) x (16" - 22" Deep)

Item Number	Note	Part Number	Description	Quantity Per		
				Package	Assembly	
1	D	1163031	Frame, Center Seat, Black	1	1	
2		1122475	Crossbar, Seat Frame (16" - 20" W)	1	4	
3		1122647	Rail, Seat Frame (16 - 20" D For Formula TRE and 16 - 19" D For ADJASBA)	1	2	
3		1122677	Rail, Seat Frame (20 - 22" D Formula TRE) (19 - 22" D ADJASBA)	1	2	
4		1124386	Pan, Seat with Hook and Loop Fasteners (16 - 20" W) x (16 - 20" D For Formula TRE) & (16 - 19" D For ADJASBA)	1	1	
4		1124666	Pan, Seat, with Hook and Loop Fasteners (16 - 20" W) x (20 - 22" D For Formula TRE) & (19 - 22" D For ADJASBA)	1	1	
5		A	1043082	Hook Fastener with Adhesive Back (2" W x 18" L)	1	2
5		A	1044580	Loop Fastener with Adhesive Back (2" W x 18" L)	1	2
5		B	1043084	Hook Fastener with Adhesive back (2" W x 22" L)	1	2
5		B	1044584	Loop Fastener with Adhesive back (2" W x 22" L)	1	2
6		C	1135501	Kit, Seat Frame Assembly Hardware	1	1
7			Screw, Hex Head w/ Patch (1/4-20 x 3/4")	1	8	
8			Washer (1/4 x 1/2 x 1/16")	1	2	
9			Spacer, Coved (1/4 x 11/16 x 1/2")	1	4	
10			Screw, Socket Button (1/4-20 x 3/4")	1	2	
11			NLA - Pin, Roll (3/16 x 1")	1	2	
12		1114823	Decal, Seat Adjustment Warning	1	2	
NOTE: A - For 16" - 19" deep seats B - For 19" - 22" deep seats C - Includes items 7-11 D - When ordering a new Center Seat Frame, also order 2 ea. Seat Adjustment Warning Decals (Item #12).						

ADJASBA/ADJRECL Seat Frame, Seat Pan and Hardware (20" - 22" Wide) x (16" - 22" Deep)



Seat Frame Width Settings

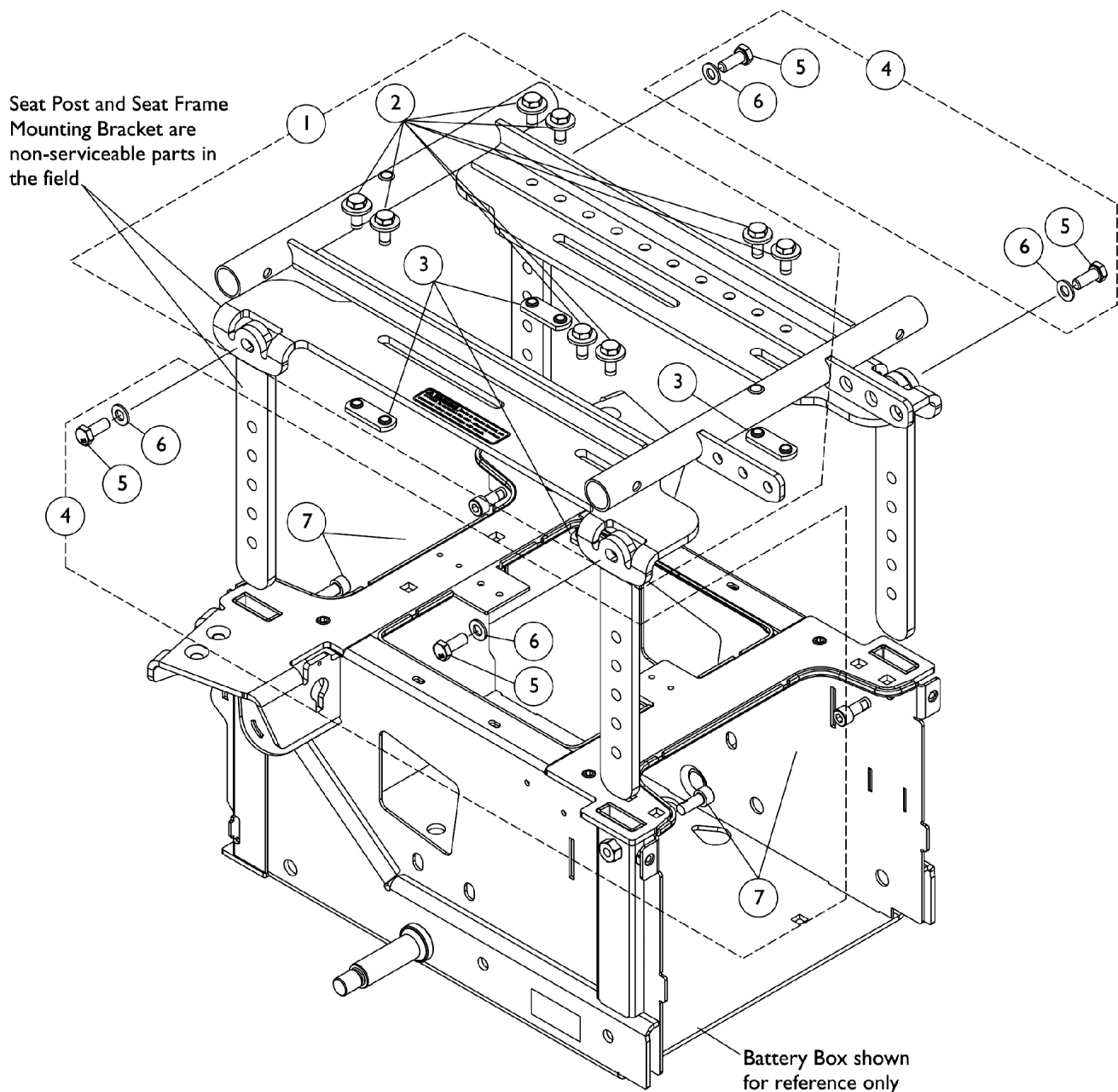
ADJASBA/ADJRECL Seat Frame, Seat Pan and Hardware (20" - 22" Wide) x (16" - 22" Deep)

Item Number	Note	Part Number	Description	Quantity Per	
				Package	Assembly
1	D	1163031	Frame, Center Seat, Black	1	1
2	E	1120283	Crossbar, Seat Frame (20" - 24" W)	1	4
3		1122647	Rail, Seat Frame (16 - 20" D For Formula TRE and 16 - 19" D For ADJASBA)	1	2
3		1122677	Rail, Seat Frame (20 - 22" D Formula TRE) (19 - 22" D ADJASBA)	1	2
4	E	1124388	Pan, Seat, with Hook and Loop Fasteners (20 - 24" W) x (16 - 20" D For Formula TRE) & (16 - 19" D For ADJASBA)	1	1
4	E	1124667	Pan, Seat with Hook and Loop Fasteners (20 - 24" W) x (20 - 22" D For Formula TRE) & (19 - 22" D For ADJASBA)	1	1
5	A	1043082	Hook Fastener with Adhesive Back (2" W x 18" L)	1	2
5	A	1044580	Loop Fastener with Adhesive Back (2" W x 18" L)	1	2
5	B	1043084	Hook Fastener with Adhesive back (2" W x 22" L)	1	2
5	B	1044584	Loop Fastener with Adhesive back (2" W x 22" L)	1	2
6	C	1135501	Kit, Seat Frame Assembly Hardware	1	1
7			Screw, Hex Head w/ Patch (1/4-20 x 3/4")	1	8
8			Washer (1/4 x 1/2 x 1/16")	1	2
9			Spacer, Coved (1/4 x 11/16 x 1/2")	1	4
10			Screw, Socket Button (1/4-20 x 3/4")	1	2
11			NLA - Pin, Roll (3/16 x 1")	1	2
12		1114823	Decal, Seat Adjustment Warning	1	2
NOTE: A - For 16" - 19" deep seats B - For 19" - 22" deep seats C - Includes items 7-11 D - When ordering a new Center Seat Frame, also order 2 ea. Seat Adjustment Warning Decals (Item #12). E - FDX model configuration goes up to 22" wide only.					

ADJASBA Seat Frame Mounting Hardware

Non-Elevate (12" - 22" Wide)

Non-serviceable parts in the field require the wheelchair to be returned to Invacare for repair. Call Technical Services for assistance (1-800-832-4707)



ADJASBA Seat Frame Mounting Hardware

Non-Elevate (12" - 22" Wide)

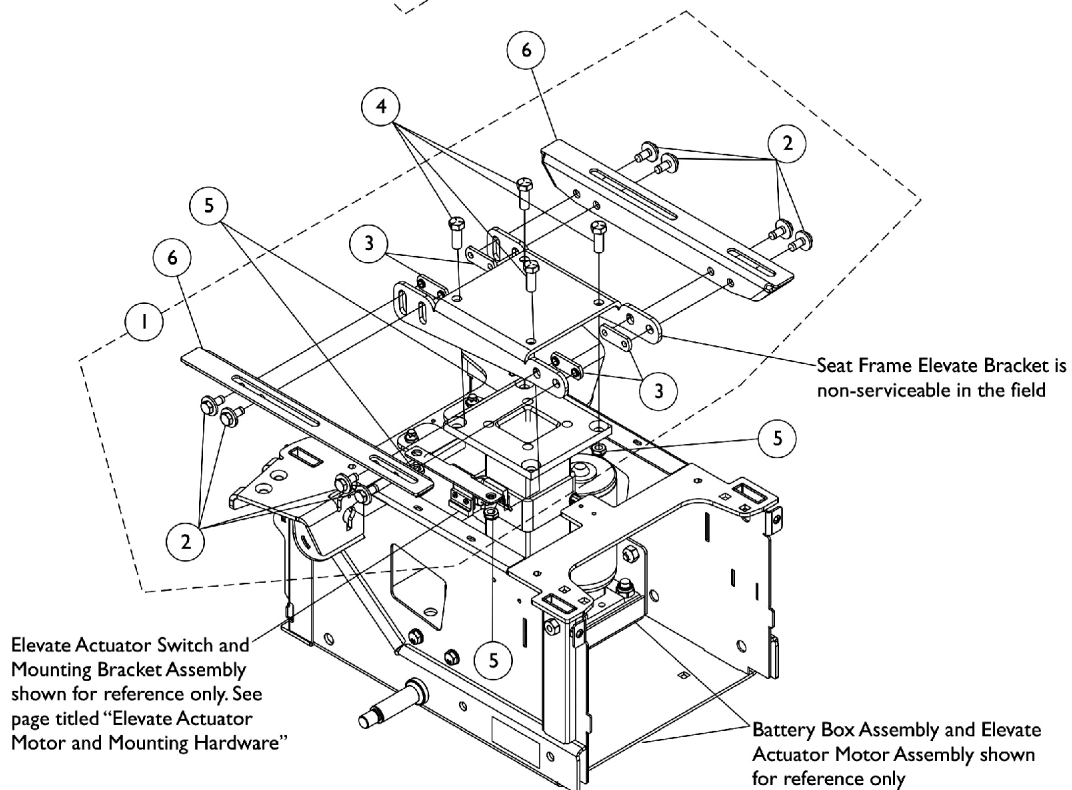
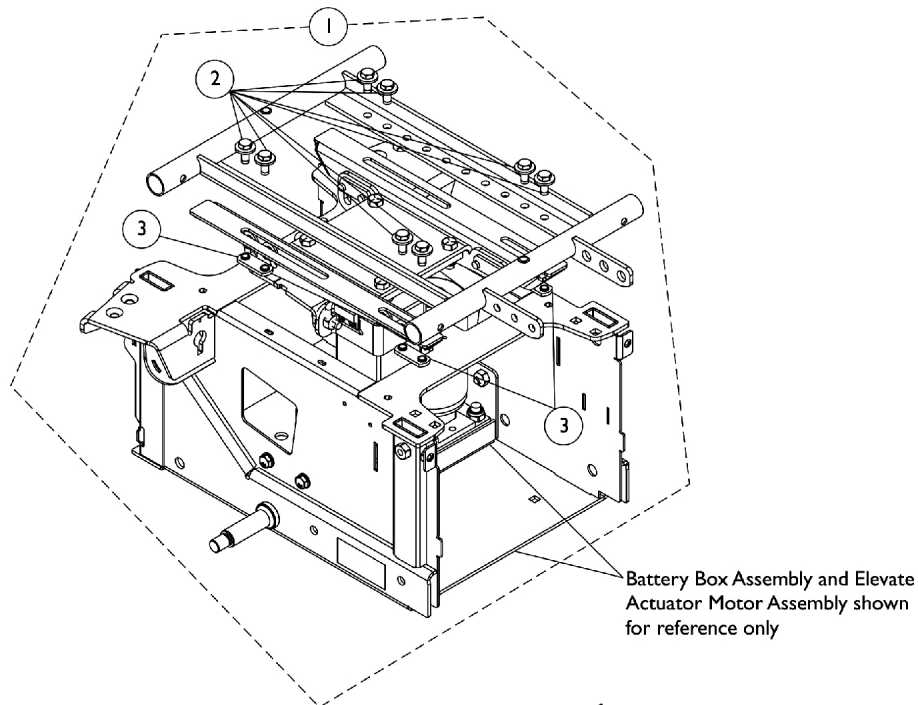
Non-serviceable parts in the field require the wheelchair to be returned to Invacare for repair. Call
Technical Services for assistance (1-800-832-4707)

Item Number	Note	Part Number	Description	Quantity Per	
				Package	Assembly
1	A	1168899-NLA	NLA - Kit, Seat Frame Mounting Hardware, Non-Elevate and Elevate	1	1
2			Screw, Hex Head SEMS w/ Patch (5/16-18 x 3/4")	1	8
3			NLA - Nut, Weld (5/16-18 x 1-1/8" Spacing)	1	4
4	B	1168898	Kit, Seat Post Mounting Hardware, Non-Elevate	1	1
5			Screw, Hex Head w/ Patch (M8 x 1.25 x 20mm)	1	4
6			NLA - Washer, Steel (8.4mm x 16mm x 1.6mm)	1	4
7			Screw, Socket Head w/ Patch (M8 x 1.25 x 20mm)	1	4
NOTE: A - Includes items 2 and 3. B - Includes items 5-7.					

ADJASBA Seat Frame Mounting Hardware

Elevate - CGE (12" - 22" Wide)

Non-serviceable parts in the field require the wheelchair to be returned to Invacare for repair. Call Technical Services for assistance (1-800-832-4707)



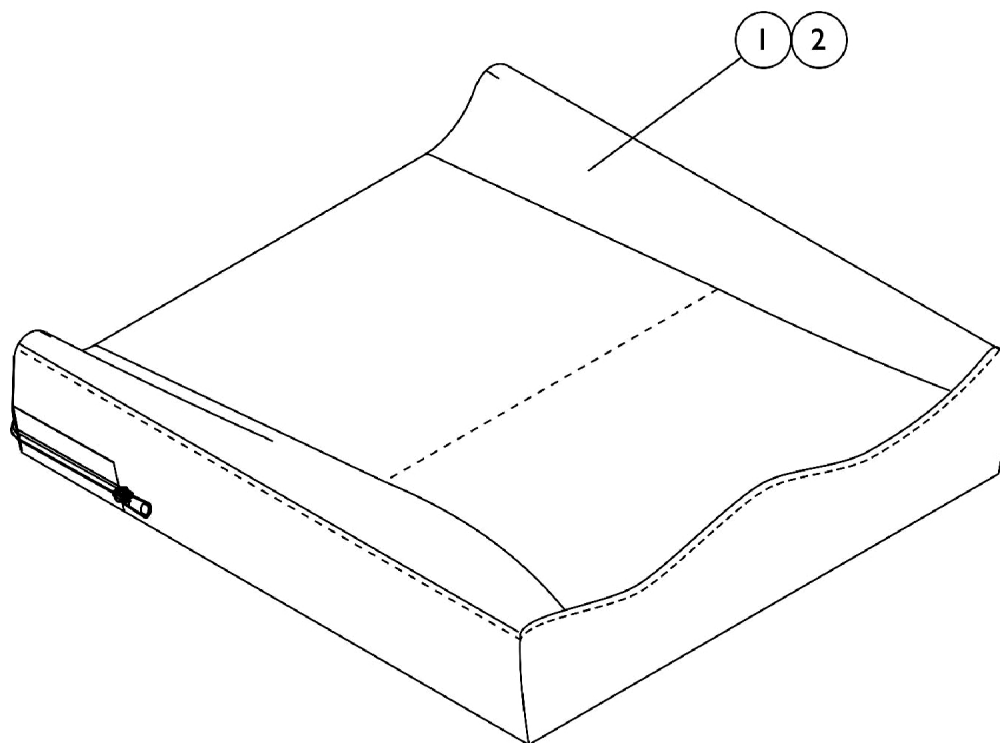
ADJASBA Seat Frame Mounting Hardware

Elevate - CGE (12" - 22" Wide)

Non-serviceable parts in the field require the wheelchair to be returned to Invacare for repair. Call Technical Services for assistance (1-800-832-4707)

Item Number	Note	Part Number	Description	Quantity Per	
				Package	Assembly
1	A	1168899-NLA	NLA - Kit, Seat Frame Mounting Hardware, Non-Elevate and Elevate	1	1
2			Screw, Hex Head SEMS w/ Patch (5/16-18 x 3/4")	1	8
3			NLA - Nut, Weld (5/16-18 x 1-1/8" Spacing)	1	4
4		1065939-NLA	NLA - Screw, Hex Head (3/8-16 x 1")	1	4
5		1028486	Locknut, Low Profile (3/8-16)	1	4
6		1163050-NLA	NLA - Bracket, Seat Frame Elevate Mounting Bracket, Black - Right	1	1
6		1163051-NLA	NLA - Bracket, Seat Frame Elevate Mounting Bracket, Black - Left	1	1
NOTE: A - Includes items 2 and 3. Part # 1168899 Hardware can be used to mount the Center Seat Frame or the Right and Left side Seat Frame Elevate Mounting Brackets.					

Seat Cushion Assembly, Curve Contoura



#1 Curve Contoura Seat Cushion Assembly

NOTE: To order a Mesh Contoura Seat Cushion Assembly, please use quote # SM-100908010838 when placing your order.

Chair Width	16" Deep	17" Deep	18" Deep	19" Deep	20" Deep	21" Deep	22" Deep
16" Wide	1132982 See Note(s) A	1132983-NLA See Note(s) A	1132984 See Note(s) A	1132985 See Note(s) A	1132986 See Note(s) A	N/A	N/A
18" Wide	1132987 See Note(s) A	1132988-NLA See Note(s) A	1132989 See Note(s) A	1132990 See Note(s) A	1132991 See Note(s) A	N/A	N/A
20" Wide	1132992 See Note(s) A	1132993-NLA See Note(s) A	1132994 See Note(s) A	1132995 See Note(s) A	1132996 See Note(s) A	1132997 See Note(s) A	1132998 See Note(s) A
22" Wide	N/A	N/A	1132999 See Note(s) A	1133000 See Note(s) A	1133001 See Note(s) A	1133002 See Note(s) A	1133003 See Note(s) A

NOTE: A - Cushion Foam is not available separately.

Seat Cushion Assembly, Curve Contoura

#2 Curve Contoura Seat Cushion Cover Before 12/16/10

Chair Width	16" Deep	17" Deep	18" Deep	19" Deep	20" Deep	21" Deep	22" Deep
16" Wide	1132953-NLA	1132954-NLA	1132955-NLA	1132956-NLA	1132957-NLA	N/A	N/A
18" Wide	1132958-NLA	1132959-NLA	1132960-NLA	1132961-NLA	1132962-NLA	N/A	N/A
20" Wide	1132963-NLA	1132964-NLA	1132965-NLA	1132966-NLA	1132967-NLA	1132968-NLA	1132969-NLA
22" Wide	N/A	N/A	1132970-NLA	1132971-NLA	1132972-NLA	1132973-NLA	1132974-NLA

Contoura Seat Cushion Covers listed on this chart are No Longer Available. Refer to the Contoura Seat Cushion Covers dated after 12/15/10 as a direct replacement.

Seat Cushion Assembly, Curve Contoura

#2 Curve Contoura Seat Cushion Cover After 12/15/10

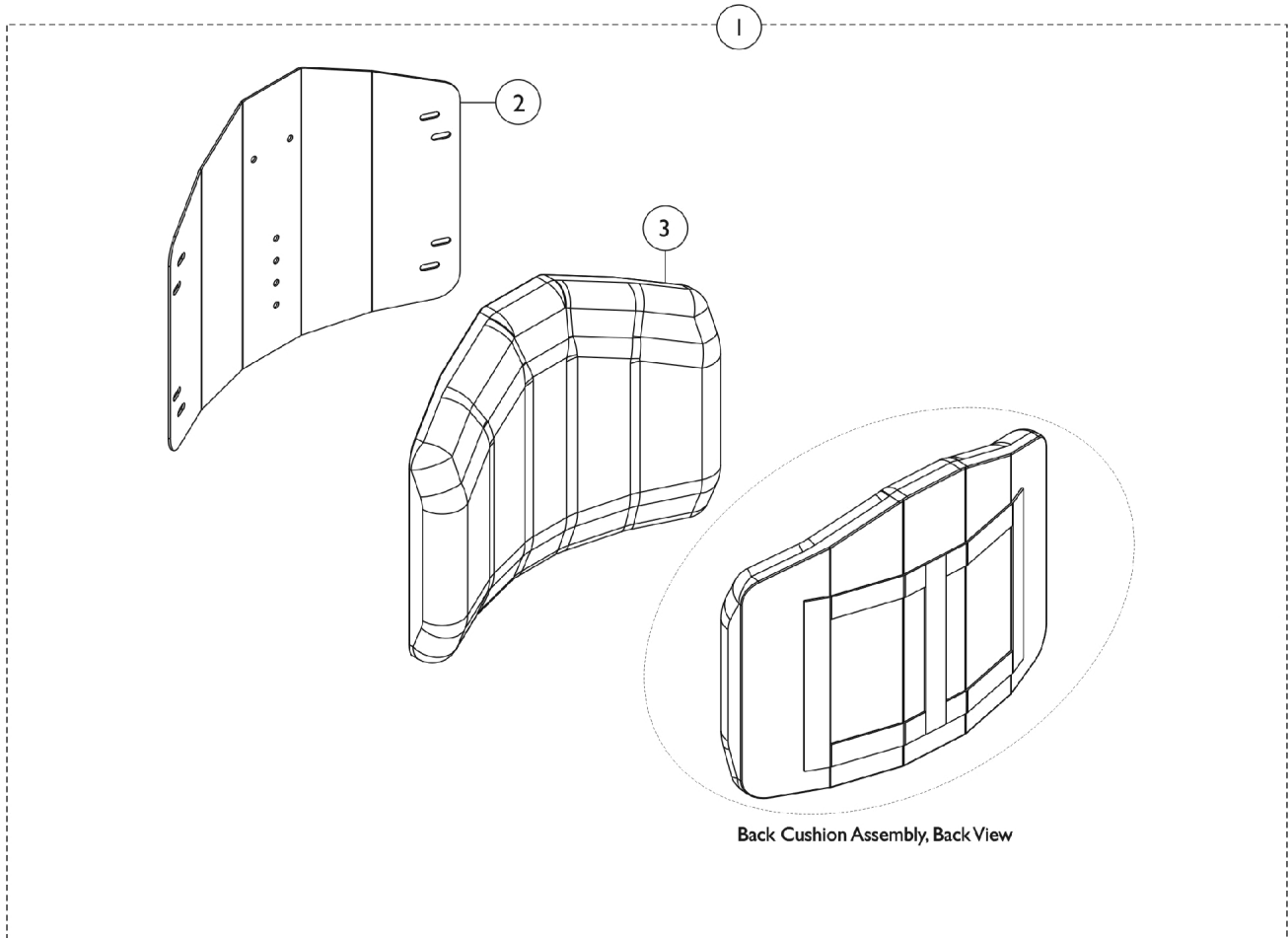
Chair Width	16" Deep	17" Deep	18" Deep	19" Deep	20" Deep	21" Deep	22" Deep
16" Wide	1167372	1167373-NLA	1167374	1167375	1167376	N/A	N/A
18" Wide	1167377	1167378-NLA	1167379	1167380	1167381	N/A	N/A
20" Wide	1167382	1167383-NLA	1167384	1167385	1167386	1167387	1167388
22" Wide	N/A	N/A	1167389	1167390	1167391	1167392	1167393

#2 Curve Contoura Seat Cushion Cover, Mesh (CTBMSH)

Chair Width	16" Deep	17" Deep	18" Deep	19" Deep	20" Deep	21" Deep	22" Deep
16" Wide	1164208	1164209	1164210	1164211	1164212	N/A	N/A
18" Wide	1164213	1164214	1164215	1164216	1164217	N/A	N/A
20" Wide	1164218	1164219	1164220	1164221	1164222	1164223	1164224
22" Wide	N/A	N/A	1164225	1164226	1164227	1164228	1164229

Conventional Back without Mounting Hardware (12"-15" Wide)

NOTE: Hook Fastener Adhesive Kit must be ordered when a Back Pan is requested. This will allow the Loop Fastener Adhesive on the Back Cover to attach properly.



Conventional Back without Mounting Hardware (12"-15" Wide)

NOTE: Hook Fastener Adhesive Kit must be ordered when a Back Pan is requested. This will allow the Loop Fastener Adhesive on the Back Cover to attach properly.

#1 Back Assembly without Hardware

Overall Back Height	Material Back Height	12" Wide	13" Wide	14" Wide	15" Wide
16"	12"	1146269	1146274	1146279	1146284
17"	13"	1146270	1146275	1146280	1146285
18"	14"	1146271	1146276	1146281	1146286
19"	15"	1146272	1146277	1146282	1146287
20"	16"	1146273	1146278	1146283	1146288

#2 Back Pan without Hook Fastener Adhesive

Overall Back Height	Material Back Height	12" Wide	13" Wide	14" Wide	15" Wide
16"	12"	1148739	1148744	1148749	1148754
17"	13"	1148740	1148745	1148750	1148755
18"	14"	1148741	1148746	1148751	1148756
19"	15"	1148742	1148747	1148752	1148757
20"	16"	1148743	1148748	1148753	1148758

Conventional Back without Mounting Hardware (12"-15" Wide)

NOTE: Hook Fastener Adhesive Kit must be ordered when a Back Pan is requested. This will allow the Loop Fastener Adhesive on the Back Cover to attach properly.

#3 Back Cushion Assembly with Hook & Loop Fastener Adhesive

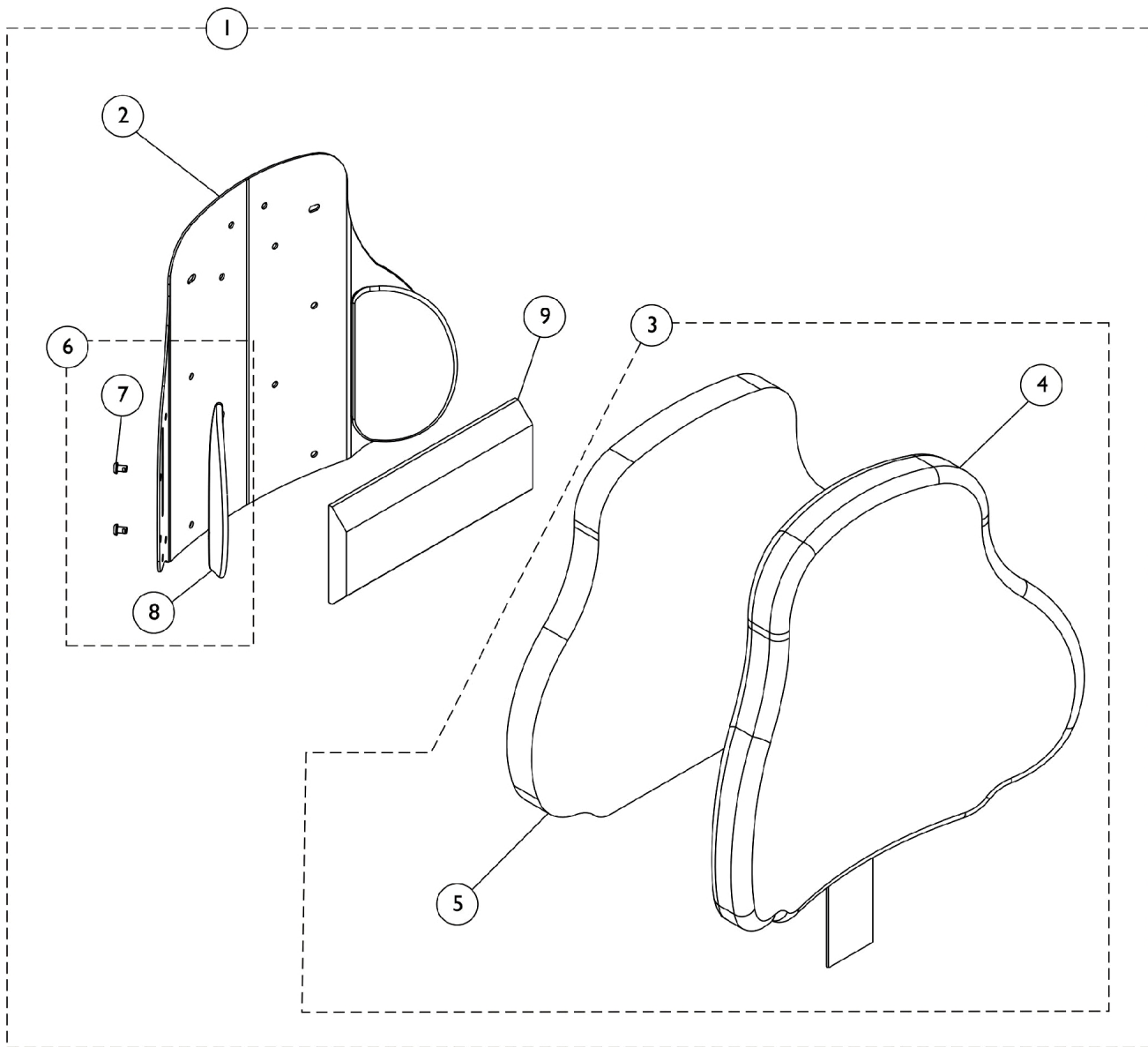
Overall Back Height	Material Back Height	12" Wide	13" Wide	14" Wide	15" Wide
16"	12"	1148759	1148764	1148769	1148774
17"	13"	1148760	1148765	1148770	1148775
18"	14"	1148761	1148766	1148771	1148776
19"	15"	1148762	1148767	1148772	1148777
20"	16"	1148763	1148768	1148773	1148778

NOTE: Back Cover and Foam are sold as a Back Cushion Assembly only.

Item Number	Note	Part Number	Description	Quantity Per	
				Package	Assembly
1		See Chart	#1 Back Assembly without Hardware	1	1
2		See Chart	#2 Back Pan without Hook Fastener Adhesive	1	1
3		See Chart	#3 Back Cushion Assembly with Hook & Loop Fastener Adhesive	1	1
5	A	1125723	Kit, Hook Fastener w/ Adhesive Back	1	1

NOTE: A - Hook Fastener Adhesive kit is used for 12"-15" wide Conventional Backs to attach the Back Cover to the Back Pan and must be ordered when a new Back Pan is requested.

Curve Contoura Back w/o Mounting Hardware



Curve Contoura Back w/o Mounting Hardware

Lateral and Lumbar Supports

Item Number	Note	Part Number	Description	Quantity Per	
				Package	Assembly
1	A	See Chart	#1 Curved Contoura Back Kit	1	1
1	A	See Chart	#1 Mesh Curved Contoura Back Kit (CTBMSH)	1	1
3	B	See Chart	#3 Curve Contoura Back Cushion Assembly	1	1
3	B	See Chart	#3 Mesh Curve Contoura Back Cushion Assembly (CTBMSH)	1	1
6	C	1166151	Kit, Lateral Support, Contoura Back (22" H) (Pair)	1	1
			Screw, Socket, Button (1/4-20 x 3/8")	1	4
			Support, Lateral (22" H)	1	2
6	C	1163130-NLA	NLA - Kit, Lateral Support, Contoura Back (25" H) (Pair)	1	1
7			Screw, Socket, Button (1/4-20 x 3/8")	1	4
8			Support, Lateral (25" H)	1	2
6	C	1163131-NLA	NLA - Kit, Lateral Support, Contoura Back (28" H) (Pair)	1	1
7			Screw, Socket, Button (1/4-20 x 3/8")	1	4
8			Support, Lateral (28" H)	1	2
9		1084410-NLA	NLA - Support, Lumbar - Large	1	1
NOTE: A - Includes Items 2 thru 9. B - Includes Items 4 and 5. Back Cover and Foam are sold as a Back Cushion Assembly only. C - Included Items 7 and 8.					
Item #2 is a non-saleable part. Refer to item #1 Kit when ordering.					

#1 Curved Contoura Back Kit

Overall Back Height	Material Back Height	16" Wide	18" Wide	20" Wide	22" Wide
22" High	17" High	1165846 See Note(s) A	1165847 See Note(s) A	1165848 See Note(s) A	1165849 See Note(s) A
25" High	20" High	1161480 See Note(s) A	1161482 See Note(s) A	1161484 See Note(s) A	1161486 See Note(s) A
28" High	23" High	1161481 See Note(s) A	1161483 See Note(s) A	1161485 See Note(s) A	1161487 See Note(s) A
NOTE: A - Includes items 2-9 Overall Back Height includes the spacing gap dimension from the bottom of the Back Assembly to the Seat Pan					

#1 Mesh Curved Contoura Back Kit (CTBMSH)

Overall Back Height	Material Back Height	16" Wide	18" Wide	20" Wide	22" Wide
---------------------	----------------------	----------	----------	----------	----------

Curve Contoura Back w/o Mounting Hardware

#1 Mesh Curved Contoura Back Kit (CTBMSH)

Overall Back Height	Material Back Height	16" Wide	18" Wide	20" Wide	22" Wide
22" High	17" High	1165837 See Note(s) A	1165842 See Note(s) A	1165843 See Note(s) A	1165844 See Note(s) A
25" High	20" High	1164235 See Note(s) A	1164237 See Note(s) A	1164239 See Note(s) A	1164241 See Note(s) A
28" High	23" High	1164236 See Note(s) A	1164238 See Note(s) A	1164240 See Note(s) A	1164242 See Note(s) A
NOTE: A - Includes items 2-9					
Overall Back Height includes the spacing gap dimension from the bottom of the Back Assembly to the Seat Pan					

Curve Contoura Back w/o Mounting Hardware

#3 Curve Contoura Back Cushion Assembly

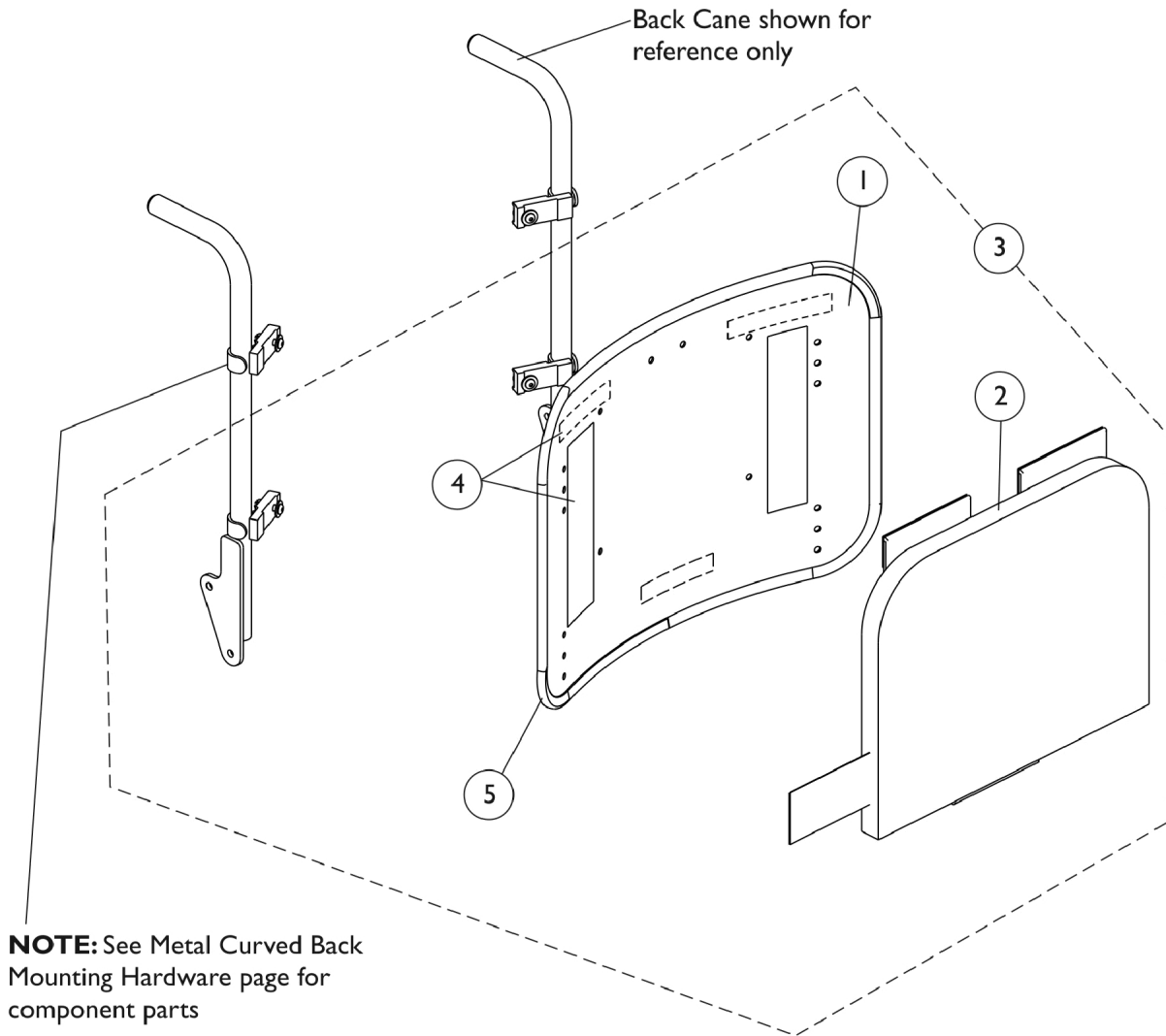
Overall Back Height	Material Back Height	16" Wide	18" Wide	20" Wide	22" Wide
22" High	17" High	1166146 See Note(s) B	1166147 See Note(s) B	1166148 See Note(s) B	1166149 See Note(s) B
25" High	20" High	1163248-NLA See Note(s) B	1163250-NLA See Note(s) B	1163252-NLA See Note(s) B	1163254-NLA See Note(s) B
28" High	23" High	1163249-NLA See Note(s) B	1163251-NLA See Note(s) B	1163253-NLA See Note(s) B	1163255-NLA See Note(s) B
NOTE: B - Includes items 4 and 5. Back Cover and Foam are sold as a Back Cushion Assembly only. Overall Back Height includes the spacing gap dimension from the bottom of the Back Assembly to the Seat Pan					

#3 Mesh Curve Contoura Back Cushion Assembly (CTBMSH)

Overall Back Height	Material Back Height	16" Wide	18" Wide	20" Wide	22" Wide
22" High	17" High	1166141 See Note(s) B	1166142 See Note(s) B	1166143 See Note(s) B	1166144 See Note(s) B
25" High	20" High	1171642 See Note(s) B	1171644 See Note(s) B	1171646 See Note(s) B	1171648 See Note(s) B
28" High	23" High	1171643 See Note(s) B	1171645 See Note(s) B	1171647 See Note(s) B	1171649 See Note(s) B
NOTE: B - Includes items 4 and 5. Back Cover and Foam are sold as a Back Cushion Assembly only. Overall Back Height includes the spacing gap dimension from the bottom of the Back Assembly to the Seat Pan					

Metal Curved Back Assembly (16" - 22" Wide)

NOTE: Curved Back mounts only to back canes without a 10 degree bend.



Metal Curved Back Assembly (16" - 22" Wide)

NOTE: Curved Back mounts only to back canes without a 10 degree bend.

Hook Adhesive Kit and Trim Edge

Item Number	Note	Part Number	Description	Quantity Per	
				Package	Assembly
1		See Chart	#1 Back Pan w/ Vinyl Edge Trim 16" - 18" Wide	1	1
1		See Chart	#1 Back Pan w/ Vinyl Edge Trim 19" - 22" Wide	1	1
2		See Chart	#2 Back Cushion Assembly 16" - 18" Wide	1	1
2		See Chart	#2 Back Cushion Assembly 19" - 22" Wide	1	1
3		See Chart	#3 Back Assembly with Hardware 16" - 18" Wide	1	1
3		See Chart	#3 Back Assembly with Hardware 19" - 22" Wide	1	1
4	A	1125723	Kit, Hook Fastener w/ Adhesive Back	1	1
5		1125724-NLA	NLA - Trim, Edge, Cut-To-Length, Vinyl Black (96" L)	1	1

NOTE: A - Hook Fastener Adhesive Kit is used to attach the Back Cover to the Back Pan and must be ordered when a new Back Pan or Back Assembly is requested.

#1 Back Pan w/ Vinyl Edge Trim - 16" - 18" Wide

Overall Back Height	Material Back Height	16" Wide	17" Wide	18" Wide
16"	11"	1157826	1157837	1157848
17"	12"	1157827	1157838	1157849
18"	13"	1157828	1157839	1157850
19"	14"	1157829	1157840	1157851
20"	15"	1157830	1157841	1157852
21"	16"	1157831	1157842	1157853
22"	17"	1157832	1157843	1157854
23"	18"	1157833	1157844	1157855
24"	19"	1157834	1157845	1157856

NOTE: Hook Fastener Adhesive Kit must be ordered when a Back Pan or Back Assembly is requested. This will allow the Loop Fastener Adhesive on the Back Cover to attach properly.

Metal Curved Back Assembly (16" - 22" Wide)

NOTE: Curved Back mounts only to back canes without a 10 degree bend.

#1 Back Pan w/ Vinyl Edge Trim - 19" - 22" Wide

Overall Back Height	Material Back Height	19" Wide	20" Wide	21" Wide	22" Wide
16"	11"	1157859	1157870	1157881	1157892
17"	12"	1157860	1157871	1157882	1157893
18"	13"	1157861	1157872	1157883	1157894
19"	14"	1157862	1157873	1157884	1157895
20"	15"	1157863	1157874	1157885	1157896
21"	16"	1157864	1157875	1157886	1157897
22"	17"	1157865	1157876	1157887	1157898
23"	18"	1157866	1157877	1157888	1157899
24"	19"	1157867	1157878	1157889	1157900

NOTE: Hook Fastener Adhesive Kit must be ordered when a Back Pan or Back Assembly is requested. This will allow the Loop Fastener Adhesive on the Back Cover to attach properly.

#2 Back Cushion Assembly - 16" - 18" Wide

Overall Back Height	Material Back Height	16" Wide	17" Wide	18" Wide
16"	12-1/2"	1160207	1160218	1160229
17"	13-1/2"	1160208	1160219	1160230
18"	14-1/2"	1160209	1160220	1160231
19"	15-1/2"	1160210	1160221	1160232
20"	16-1/2"	1160211	1160222	1160233
21"	17-1/2"	1160212	1160223	1160234
22"	18-1/2"	1160213	1160224	1160235
23"	19-1/2"	1160214	1160225	1160236
24"	20-1/2"	1160215	1160226	1160237

NOTE: Back cover and foam are sold as a Back Cushion Assembly only.

Metal Curved Back Assembly (16" - 22" Wide)

NOTE: Curved Back mounts only to back canes without a 10 degree bend.

#2 Back Cushion Assembly - 19" - 22" Wide

Overall Back Height	Material Back Height	19" Wide	20" Wide	21" Wide	22" Wide
16"	12-1/2"	1097378-NLA	1097379-NLA	1097380-NLA	1097381-NLA
17"	13-1/2"	1097385-NLA	1097386-NLA	1097387-NLA	1097388-NLA
18"	14-1/2"	1097392	1097393	1097394-NLA	1097395-NLA
19"	15-1/2"	1097399	1097400	1097401	1097402
20"	16-1/2"	1097406	1097407	1097408	1097409
21"	17-1/2"	1097413	1097414	1097415	1097416
22"	18-1/2"	1097420	1097421	1097422	1097423
23"	19-1/2"	1097427	1097428	1097429	1097430
24"	20-1/2"	1097434	1097435	1097436	1097437

NOTE: Back cover and foam are sold as a Back Cushion Assembly only.

Metal Curved Back Assembly (16" - 22" Wide)

NOTE: Curved Back mounts only to back canes without a 10 degree bend.

#3 Back Assembly with Hardware - 16" - 18" Wide

Overall Back Height	Material Back Height ABS Plastic Curved	Material Back Height Metal Curved	16" Wide	17" Wide	18" Wide
16"	12"	11"	1106973-NLA	1106983	1106993
17"	13"	12"	1106974	1106984	1106994
18"	14"	13"	1106975	1106985	1106995
19"	15"	14"	1106976	1106986	1106996
20"	16"	15"	1106977	1106987	1106997
21"	17"	16"	1106978	1106988	1106998
22"	18"	17"	1106979	1106989	1106999
23"	19"	18"	1106980	1106990	1107000
24"	20"	19"	1106981	1106991	1107001

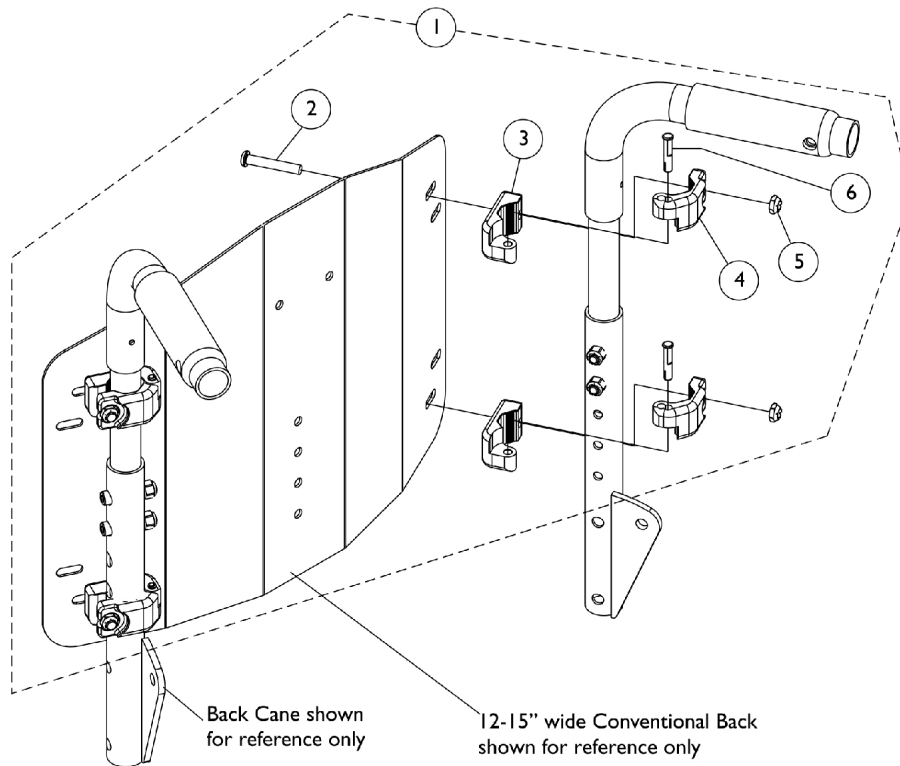
NOTE: Hook Fastener Adhesive Kit must be ordered when a Back Pan or Back Assembly is requested. This will allow the Loop Fastener Adhesive on the Back Cover to attach properly.

#3 Back Assembly with Hardware - 19" - 22" Wide

Overall Back Height	Material Back Height ABS Plastic Curved	Material Back Height Metal Curved	19" Wide	20" Wide	21" Wide	22" Wide
16"	12"	11"	1107003	1107013	1107023	1107033
17"	13"	12"	1107004	1107014	1107024	1107034
18"	14"	13"	1107005	1107015	1107025	1107035
19"	15"	14"	1107006	1107016	1107026	1107036
20"	16"	15"	1107007	1107017	1107027	1107042-NLA
21"	17"	16"	1107008	1107018	1107028	1107043
22"	18"	17"	1107009	1107019	1107029	1107044
23"	19"	18"	1107010	1107020	1107030	1107045
24"	20"	19"	1107011	1107021	1107031	1107046

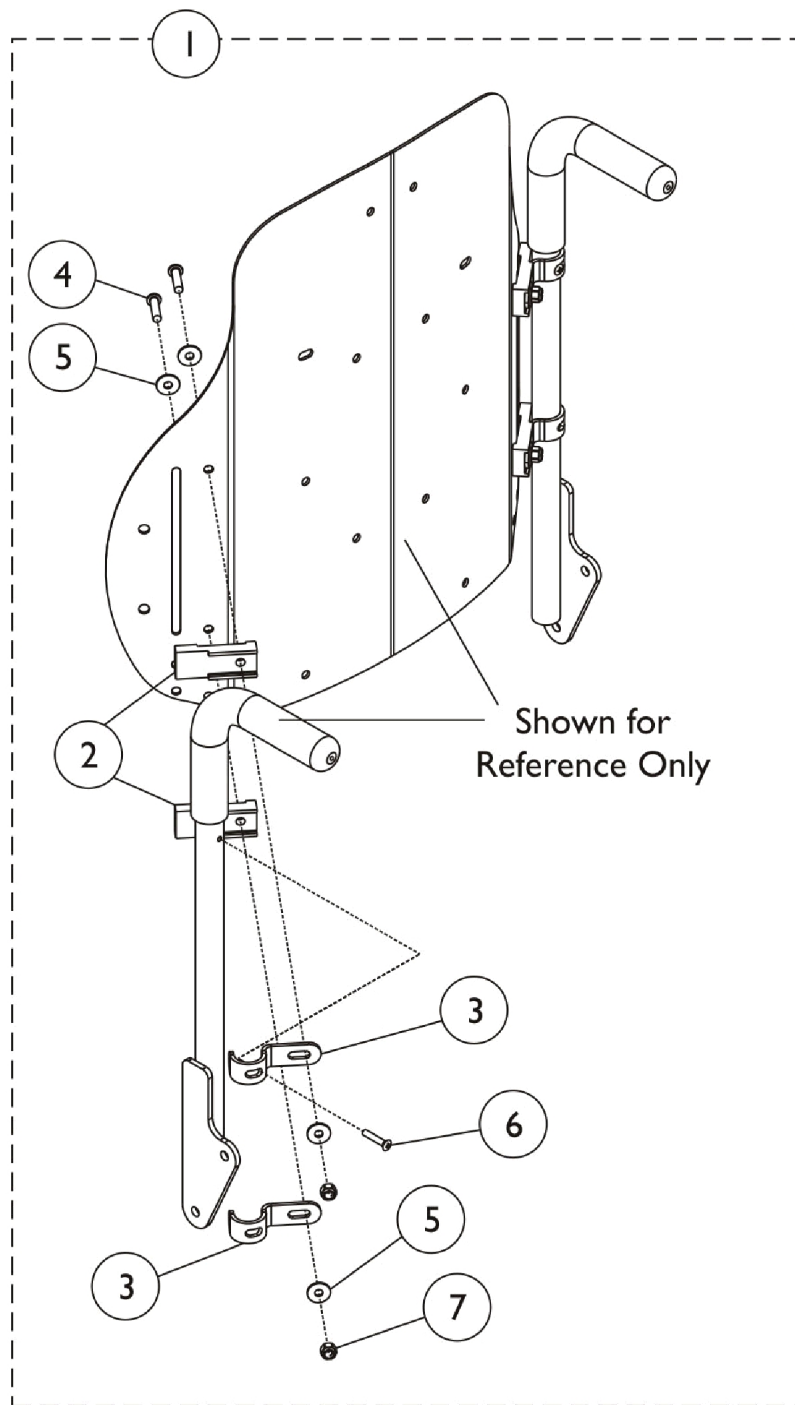
NOTE: Hook Fastener Adhesive Kit must be ordered when a Back Pan or Back Assembly is requested. This will allow the Loop Fastener Adhesive on the Back Cover to attach properly.

Conventional Back Mounting Hardware (12" - 15" W)



Item Number	Note	Part Number	Description	Quantity Per	
				Package	Assembly
1	A	1148440	Kit, Conventional Back Mounting Hardware (12"-15" Wide)	1	1
2			Screw, Socket Button Head (1/4-20 x 1-1/2")	1	4
3			NLA - Clamp, Inner	1	4
4			NLA - Clamp, Outer	1	4
5			Locknut (1/4-20)	1	4
6			NLA - Pin, Hinge	1	4
NOTE: A - Includes items 2-6					

Curve Contoura Mounting Back Hardware

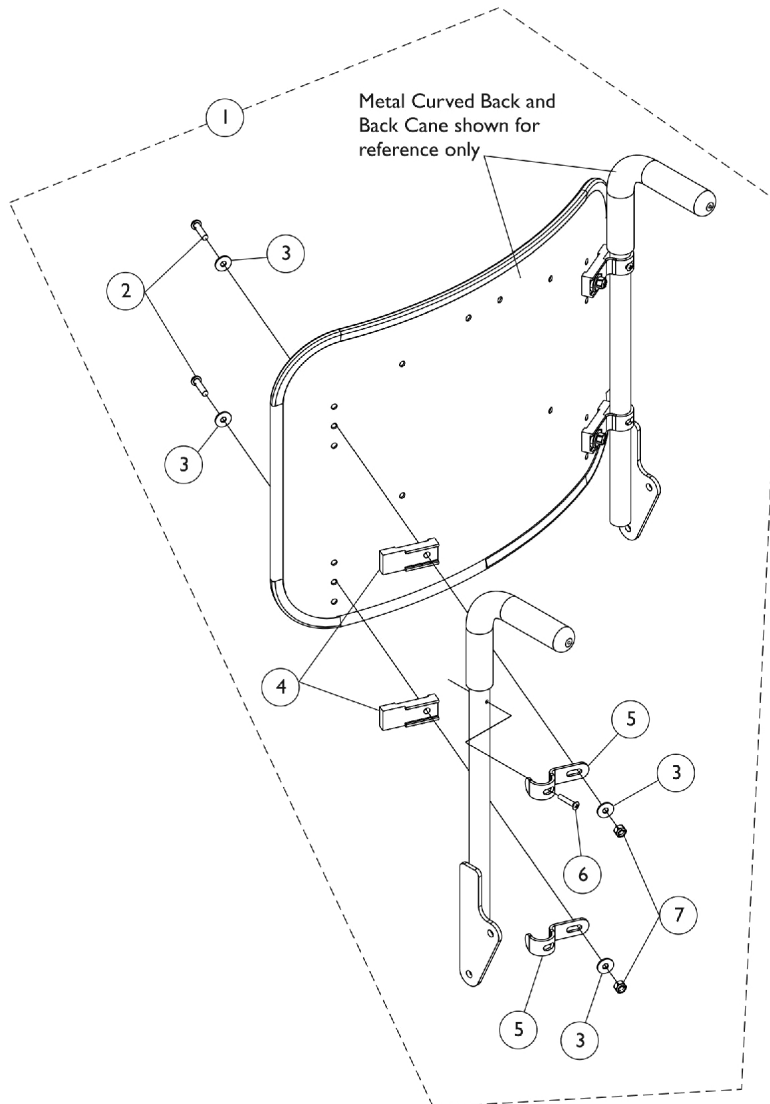


Curve Contoura Mounting Back Hardware

Item Number	Note	Part Number	Description	Quantity Per	
				Package	Assembly
1	A	1157925	Kit, Metal Curved and Curve Contoura Back Mounting Hardware	1	1
2			Spacer, Back Pan, Black	1	4
3			Hook, Back Assembly Mounting	1	4
4			Screw, Socket Button Head (1/4-20 x 1")	1	4
5			Washer (1/4 x 23/32 x 1/16")	1	8
6			NLA - Screw, Phillips Oval Head (#10-16 x 7/8")	1	2
7			Locknut (1/4-20)	1	4
NOTE: A - Includes Items 2 thru 7.					

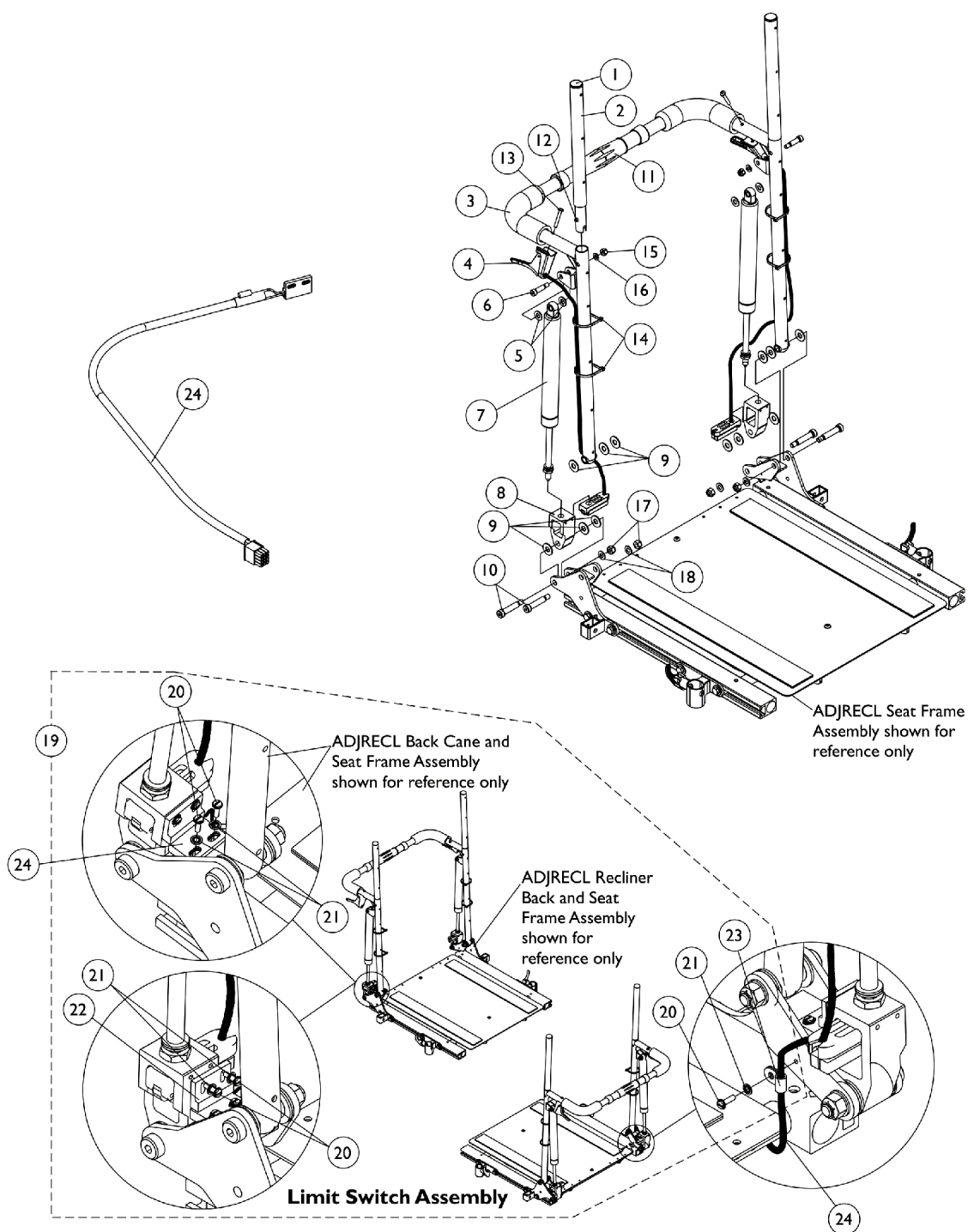
Back Mounting Hardware

Metal Curved (16" - 22" Wide)



Item Number	Note	Part Number	Description	Quantity Per	
				Package	Assembly
1	A	1157925	Kit, Metal Curved and Curve Contoura Back Mounting Hardware	1	1
2			Screw, Socket Button Head (1/4-20 x 1")	1	4
3			Washer (1/4 x 23/32 x 1/16")	1	8
4			Spacer, Back Pan, Black	1	4
5			Hook, Back Assembly Mounting	1	4
6			NLA - Screw, Phillips Oval Head (#10-16 x 7/8")	1	2
7			Locknut (1/4-20)	1	4
NOTE: A - Includes items 2-7					

Recliner Back Assembly For ADJRECL Seat Frames



Recliner Back Assembly For ADJRECL Seat Frames

Item Number	Note	Part Number	Description	Quantity Per	
				Package	Assembly
1		1027095	Plug Button, Black (7/8")	1	2
2		1052997-NLA	NLA - Headrest Tube Assembly, Black - Right	1	1
2		1052998-NLA	NLA - Headrest Tube Assembly, Black - Left	1	1
3		See Chart	#3 Back Cane with Grip	1	1
4	B	1050214	Cable with Trigger	1	2
4	C	1050215	Cable with Trigger	1	2
4	D	1050216	Cable with Trigger	1	2
5		1026032	Washer, Nylon (11/32 x 11/16 x 1/16")	1	4
6		1050153	Screw, Shoulder Hex Socket Head (5/16 x 7/8", 1/4-20)	1	2
7	E	1050154	Cylinder, Lock, Recline	1	2
7	F	1050306	Cylinder, Lock	1	2
8		1050136	Pivot, Block	1	2
9		1012371	Washer, Nylon (3/8 x 7/8 x 1/16")	1	12
10		1031665	Screw, Shoulder Hex Socket Head (3/8 x 1-1/2", 5/16-18)	1	4
11	G	1050293	Bar, Spreader, Black (14-20" W)	1	1
11	H	1050294	Bar, Spreader, Black (21-24" W)	1	1
12		1024713	Spring, Torsion w/ Button	1	2
13		1091417-NLA	NLA - Screw, Phillips Pan Head (#10-24 x 1-1/4")	1	2
14		1095503-NLA	NLA - Package, Tie Wrap (5-5/8" L)	10	1
15		1025736	Locknut (1/4-20)	1	2
16		1026907	Washer (1/4 x 1/2 x 1/16")	1	2
17		1026158	Locknut (5/16-18)	1	4
18		1025704	Washer, Flat (5/16 x 5/8 x 1/16")	1	4
19	A	1134498	Kit, Limit Switch Assembly	1	1
20			NLA - Screw, Slotted Hex Washer Head Tap (#4-3/8")	1	5
21			NLA - Washer, Internal Tooth Lock (#4-40)	1	5
22			Sensor, Actuator Switch	1	1
23			NLA - Clamp, Cable	1	1
24		1144926	Cable, Drive Lockout Sensor, MK6i	1	1
NOTE: A - Includes items 20-23. Cable sensor is not included, see item 24 B - 26" high back canes C - 22-24" high back canes D - 18-20" high back canes E - 250 lb. weight limit F - 251-300 lb. weight limit G - 16-17" wide H - 18-22" wide					

#3 Back Cane with Grip

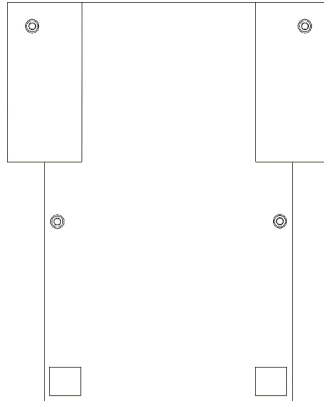
Recliner Back Assembly

For ADJRECL Seat Frames

#3 Back Cane with Grip

Back Height	16" - 17" Wide Rt.	16" - 17" Wide Lt.	18" - 22" Wide Rt.	18" - 22" Wide Lt.
18" H	1052079	1052080	1052089	1052090
20" H	1052081	1052082	1052091	1052092
22" H	1052083	1052084	1052093	1052094
24" H	1052085	1052086	1052095	1052096
26" H	1052087	1052088	1052097	1052098

Back Upholstery - Nylon



Item Number	Note	Part Number	Description	Quantity Per	
				Package	Assembly
	A	1026298	Package, Screw with Washer (#10 x 7/8") (Pair)	2	1
		See Chart	Single Liners	1	1
		See Chart	Dual Liners - Nylon	1	1

NOTE: A - Not Shown

Single Liners

Width	12" - 13" High	14" - 15" High	16" - 17" High	18" - 19" High	20" High	21" - 22" High	23" - 24" High
12" Wide	1045221-NLA	1045222-NLA	1045257-NLA	1045258-NLA	N/A	N/A	N/A
13" Wide	1045223-NLA	1045224-NLA	1045259-NLA	1045260-NLA	N/A	N/A	N/A
14" Wide	1049939-NLA	1049942	1045173	1045205	1068945	N/A	N/A
15" Wide	1049940-NLA	1049943-NLA	1045174	1045206	1068946	N/A	N/A
16" Wide	1049941-NLA	1049944	1045175	1045207	1068947	1045159	1054529
17" Wide	N/A	1049945	1045176	1045208	1068948	1045160	1054530
18" Wide	N/A	1049946	1045177	1045209	1068949	1045161	1054531


Back Upholstery - Nylon

Dual Liners

Width	16" - 17" High	18" - 19" High	20" High	21" - 22" High	23" - 24" High
14" Wide	1045178	1045210	1068950	N/A	N/A
15" Wide	1045179	1045211	1068951	N/A	N/A
16" Wide	1045180	1045212	1068952	1045164	1054534
17" Wide	1045181	1045213	1068953	1045165	1054535
18" Wide	1045182	1045214	1068954	1045166	1054536
19" Wide	1045183	1045215	1068955	1045167	1054537
20" Wide	1045184	1045216	1068956	1045168	1054538
21" Wide	1045185	1045217	1068957	1045169	1054539
22" Wide	1045186	1045218	1068958	1045170	1054540

NOTE: Dual liner back upholstery is used with chairs that have a seat deeper than 17" or back wider than 18".

Back Upholstery - Nylon Recliner



Item Number	Note	Part Number	Description	Quantity Per	
				Package	Assembly
	A	1027059	Package, Back Upholstery Screws w/ Washers (#10 x 7/8")	10	1
		See Chart	Single Liners	1	1
		See Chart	Dual Liners	1	1

NOTE: A - Not Shown

Single Liners

Width	18" High	20" High	22" High	24" High	26" High
16" Wide	1050314	1050319	1050324	1050329	1050334
17" Wide	1050315	1050320	1050325	1050330	1050335-NLA
18" Wide	1050316	1050321	1050326	1050331	1050336

Dual Liners

Width	18" High	20" High	22" High	24" High	26" High
16" Wide	1050339	1050350	1050361	1050372	1050383
17" Wide	1050340	1050351	1050362	1050373	1050384
18" Wide	1050341	1050352	1050363	1050374	1050385
19" Wide	1050342	1050353	1050364	1050375	1050386
20" Wide	1050343	1050354	1050365	1050376	1050387
21" Wide	1050344	1050355	1050366	1050377	1050388
22" Wide	1050345	1050356	1050367	1050378	1050389

Back Upholstery - Nylon Recliner

NOTE: Dual liner back upholstery is used with chairs that have a seat deeper than 17" or back wider than 18".

Headrest Upholstery and Pillows Recliner

Item Number	Note	Part Number	Description	Quantity Per	
				Package	Assembly
	A	1030441	Package, Headrest Upholstery, Screws w/ Washers (#10 x 7/8")	6	6
	A	See Chart	Nylon Headrest	1	1
	A	See Chart	Headrest Pillows - Nylon	1	1
NOTE: A - Not Shown					

Nylon Headrest

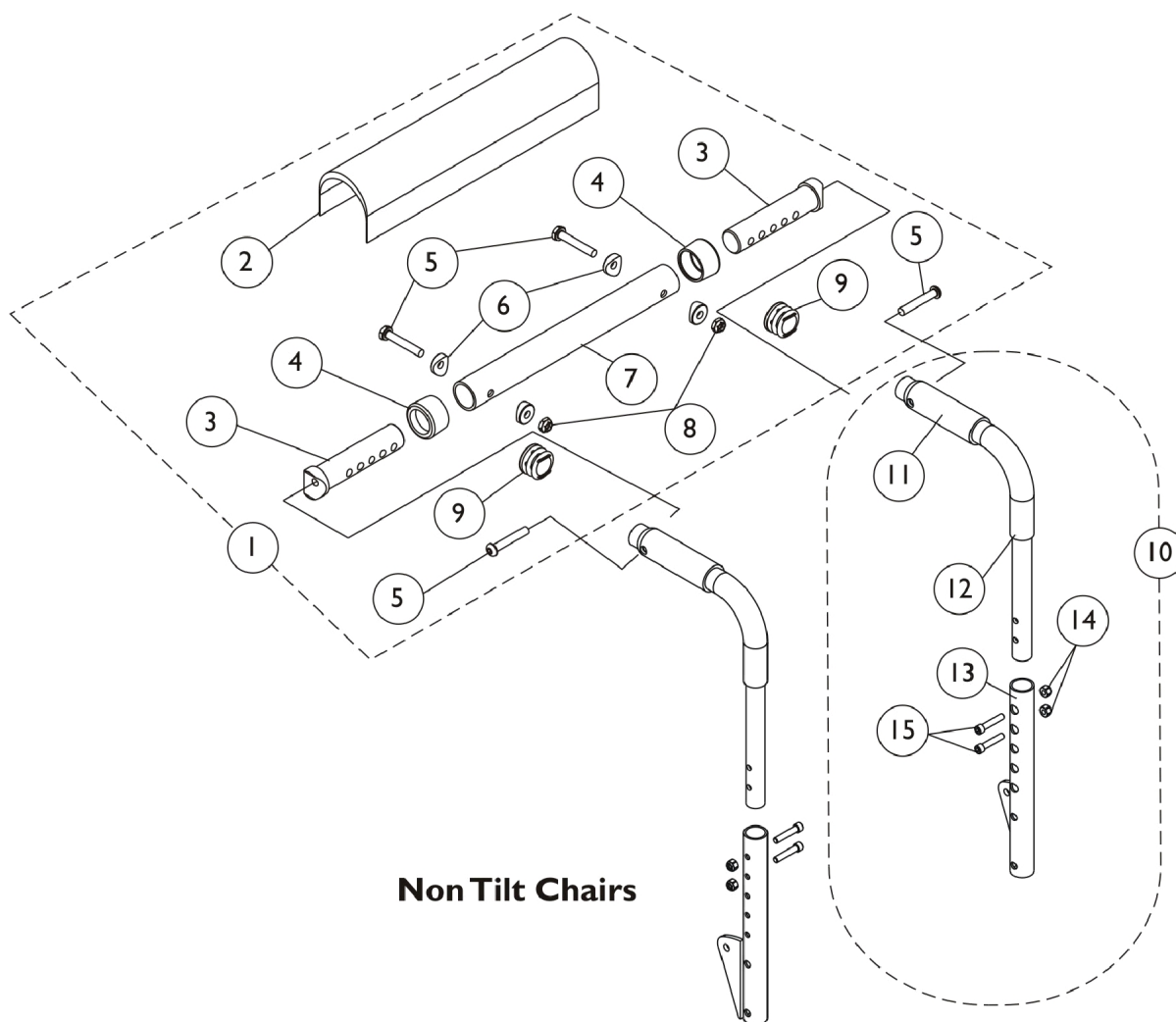
Chair Width	Part Number
16" Wide	1054628-NLA
17" Wide	1055281-NLA
18" Wide	1054629-NLA
19" Wide	1055282-NLA
20" Wide	1055283-NLA
21" Wide	1055284-NLA
22" Wide	1055285-NLA
Headrest material height measures 10" High	

Headrest Pillows - Nylon

Chair Width	16" - 18" Wide	19" - 22" Wide
Part Number	1054896	1054598

Back Cane, Spreader Bar and Push Handle Assembly

(12"-16" W) Sling Nylon Back Uph. (12"-15" W) Conv. Back



Back Cane, Spreader Bar and Push Handle Assembly (12"-16" W) Sling Nylon Back Uph. (12"-15" W) Conv. Back

Item Number	Note	Part Number	Description	Quantity Per	
				Package	Assembly
1	A,B	1126147	Kit, Spreader Bar Assembly (12"-16" Wide)	1	1
2			Cover, Spreader Bar (16-20" W)	1	1
3			NLA - Insert, Spreader Bar Connector, Black	1	2
4			Anti-Rattle (1")	1	2
5			Screw, Socket Button Head (1/4-20 x 1-1/2")	1	4
6			Spacer, Coved (1/4 x 11/16 x 1/2")	1	4
7			NLA - Tube, Spreader Bar, Black	1	1
8			Locknut (1/4-20)	1	2
9			Plug Button, Black (1")	1	2
10	C	1152733	Kit, Back Cane Assembly with Hardware (12"-15" Back Height) - Right	1	1
11			Grip, Hand, Foam (4")	1	1
12			Handle, Push, Black	1	1
13			Cane, Back, Lower, Black - Right (12-15" H)	1	1
14			Screw, Socket Head (1/4-20 x 1-1/4")	1	2
15	C	1152734	Locknut (1/4-20)	1	2
10			Kit, Back Cane Assembly with Hardware (12"-15" Back Height) - Left	1	1
11			Grip, Hand, Foam (4")	1	1
12			Handle, Push, Black	1	1
13			Cane, Back, Lower, Black - Left (12-15" H)	1	1
14	C	1152735	Screw, Socket Head (1/4-20 x 1-1/4")	1	2
15			Locknut (1/4-20)	1	2
10			Kit, Back Cane Assembly with Hardware (16"-19" Back Height) - Right	1	1
11			Grip, Hand, Foam (4")	1	1
12			Handle, Push, Black	1	1
13	C	1152736	Cane, Back, Lower, Black - Right (16-19" H)	1	1
14			Screw, Socket Head (1/4-20 x 1-1/4")	1	2
15			Locknut (1/4-20)	1	2
10			Kit, Back Cane Assembly with Hardware (16"-19" Back Height) - Left	1	1
11			Grip, Hand, Foam (4")	1	1
12	C	1152737	Handle, Push, Black	1	1
13			Cane, Back, Lower, Black - Left (16-19" H)	1	1
14			Screw, Socket Head (1/4-20 x 1-1/4")	1	2
15			Locknut (1/4-20)	1	2
10			Kit, Back Cane Assembly with Hardware (20"-22" Back Height) - Right	1	1
11	C	1152737	Grip, Hand, Foam (4")	1	1
12			Handle, Push, Black	1	1
13			Cane, Back, Lower, Black - Right (20 - 22" H)	1	1
14			Screw, Socket Head (1/4-20 x 1-1/4")	1	2
15			Locknut (1/4-20)	1	2

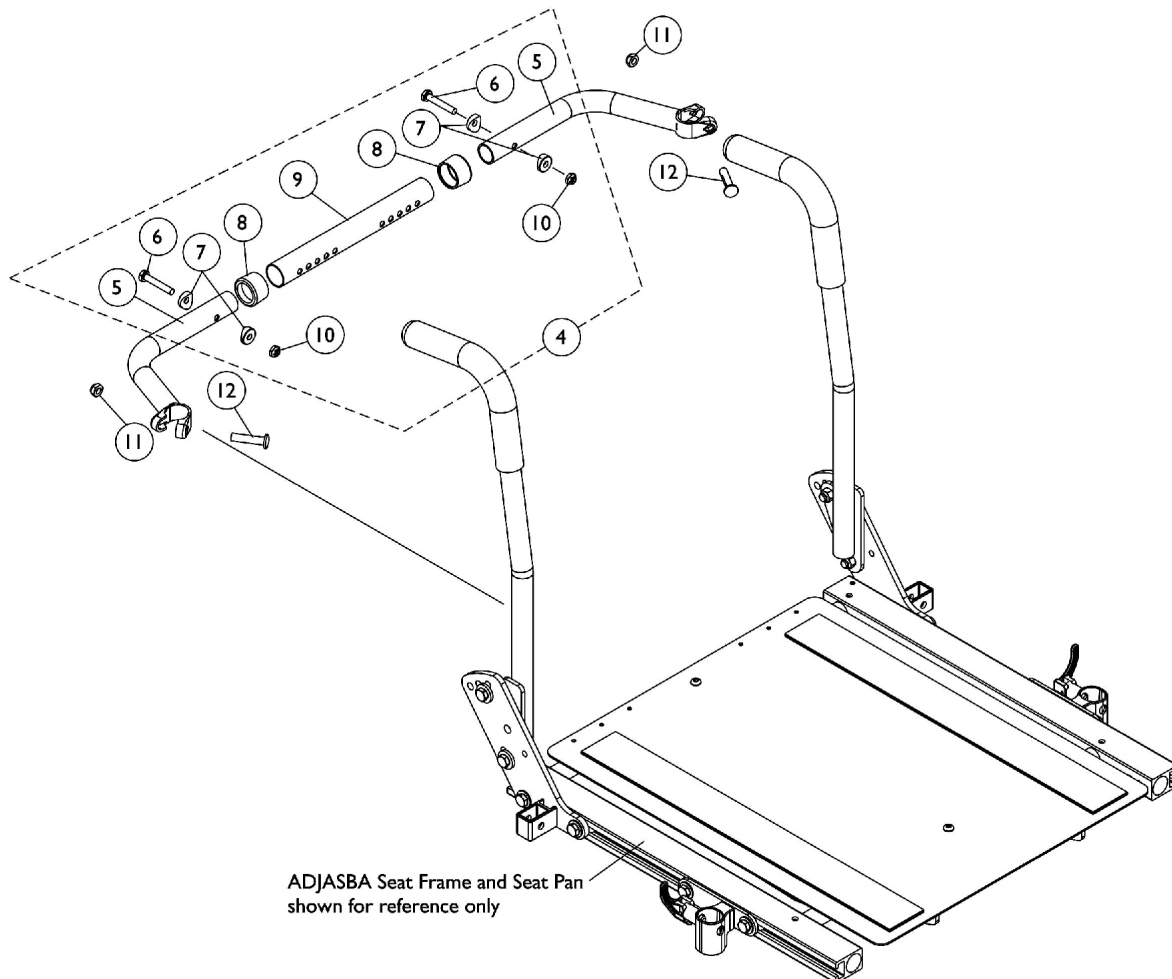
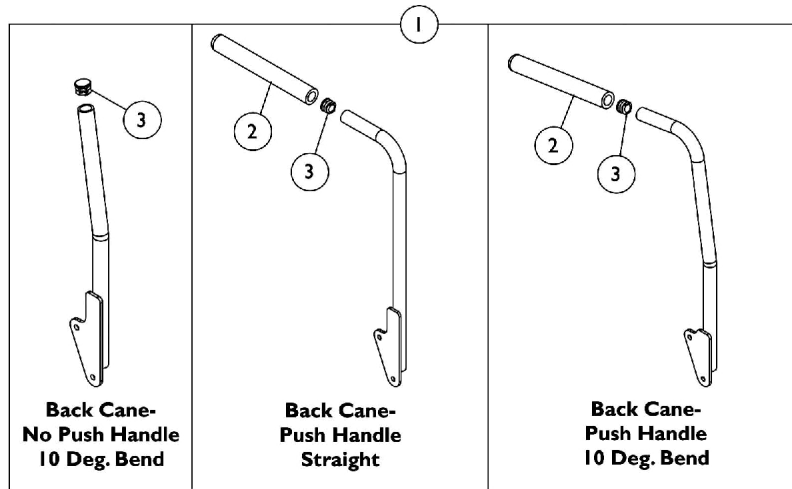
Back Cane, Spreader Bar and Push Handle Assembly (12"-16" W) Sling Nylon Back Uph. (12"-15" W) Conv. Back

Item Number	Note	Part Number	Description	Quantity Per	
				Package	Assembly
10	C	1152738	Kit, Back Cane Assembly with Hardware (20"-22" Back Height) - Left	1	1
11			Grip, Hand, Foam (4")	1	1
12			Handle, Push, Black	1	1
13			Cane, Back, Lower, Black - Left (20 - 22" H)	1	1
14			Screw, Socket Head (1/4-20 x 1-1/4")	1	2
15			Locknut (1/4-20)	1	2
11		1135505	Package, Foam Hand Grip (4" L)	10	1
NOTE: A - Plug Buttons are not required when stroller handles are used. B - Includes items 2-9 C - Includes items 11-15					

Back Canes and Spreader Bars

For ADJASBA Seats (16" - 22" W)

Curve Contoura, Metal Curved Backs for ADJASBA Seating do not utilize a Spreader Bar Assembly.



ADJASBA Seat Frame and Seat Pan
shown for reference only

Back Canes and Spreader Bars

For ADJASBA Seats (16" - 22" W)

Curve Contoura, Metal Curved Backs for ADJASBA Seating do not utilize a Spreader Bar Assembly.

Item Number	Note	Part Number	Description	Quantity Per	
				Package	Assembly
1	A	See Chart	#1 Back Cane Assemblies	1	1
2		1135506	Package, Foam Hand Grip (9" L)	10	1
3		1134426	Package, Plug Button, Black (3/4")	10	1
4		1125709	Kit, Spreader Bar Assembly (16"-20" Wide)	1	1
5			NLA - Handle, Spreader Bar, Black	1	2
6			Screw, Hex Head (1/4-20 x 1-1/2")	1	2
7			Spacer, Coved (1/4 x 11/16 x 1/2")	1	4
8			Anti-Rattle (1")	1	2
9			Tube, Spreader Bar, Adjustable, Black (16 - 20" W)	1	1
10			Locknut (1/4-20)	1	2
4	A	1125710	Kit, Spreader Bar Assembly 20"-24" Wide	1	1
5			NLA - Handle, Spreader Bar, Black	1	2
6			Screw, Hex Head (1/4-20 x 1-1/2")	1	2
7			Spacer, Coved (1/4 x 11/16 x 1/2")	1	4
8			Anti-Rattle (1")	1	2
9			Tube, Spreader Bar, Adjustable, Black (20 - 24" W)	1	1
10			Locknut (1/4-20)	1	2
11		1025730	Locknut (5/16-24)	1	2
12		1031026	Screw w/ Lug (5/16-24 x 1-3/8")	1	2

NOTE: A - Includes items 5-10

#1 Back Cane Assemblies

Back Height	(9720P) Back Cane- No Push Handle 10 Deg. Bend Right	(9720P) Back Cane- No Push Handle 10 Deg. Bend Left	(SRUP) Back Cane- Push Handle Straight Right	(SRUP) Back Cane- Push Handle Straight Left	(SECT) Back Cane- Push Handle 10 Deg. Bend Right	(SECT) Back Cane- Push Handle 10 Deg. Bend Left
12" High	1134058	1134059	1133785	1133786	1133814-NLA	1133815-NLA
13" High	1134060	1134061	1133787	1133788	1133816-NLA	1133817-NLA
14" High	1134062	1134063	1133789	1133790	1133818-NLA	1133819-NLA
15" High	1134064	1134065	1133791	1133792	1133820-NLA	1133821-NLA
16" High	1134066	1134067	1133793	1133794	1133822	1133823
17" High	1134068	1134069	1133795	1133796	1133824	1133825
18" High	1134070	1134071	1143334 See Note(s) B	1143335 See Note(s) B	1133826	1133827
19" High	1134072	1134073	1133799	1133800	1133828	1133829
20" High See Note(s) C	1134074	1134075	1133801 See Note(s) C	1133802 See Note(s) C	1133830	1133831
21" High	1134076	1134077	1136011 See Note(s) A	1136012 See Note(s) A	1133832	1133833

Back Canes and Spreader Bars

For ADJASBA Seats (16" - 22" W)

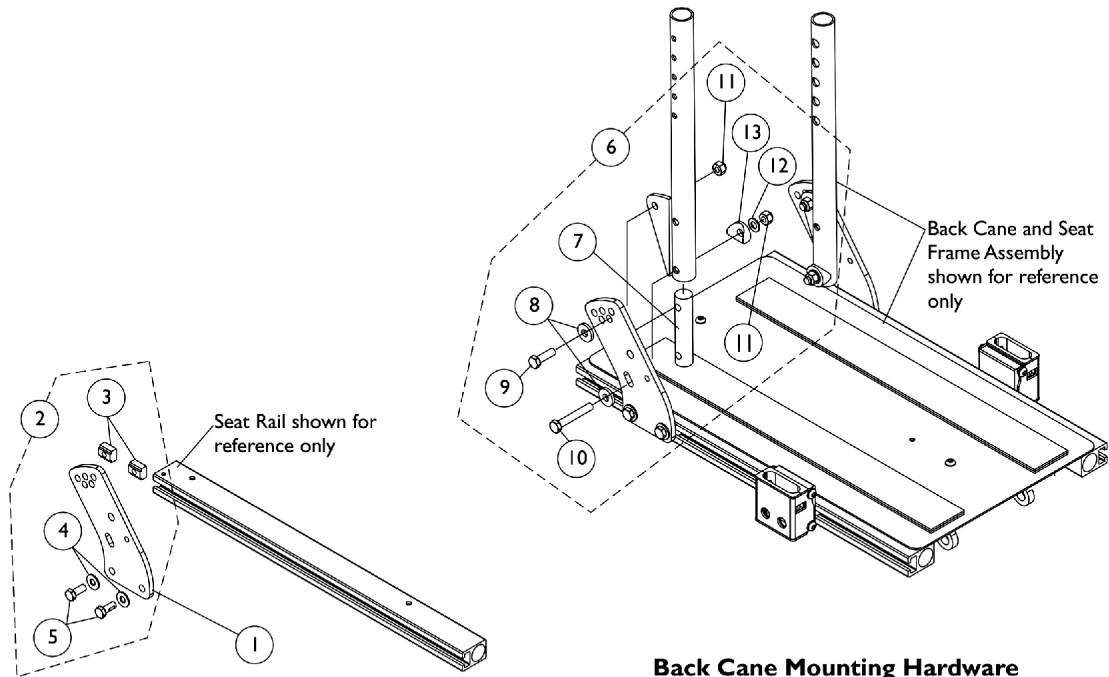
Curve Contoura, Metal Curved Backs for ADJASBA Seating do not utilize a Spreader Bar Assembly.

#1 Back Cane Assemblies

Back Height	(9720P) Back Cane- No Push Handle 10 Deg. Bend Right	(9720P) Back Cane- No Push Handle 10 Deg. Bend Left	(SRUP) Back Cane- Push Handle Straight Right	(SRUP) Back Cane- Push Handle Straight Left	(SECT) Back Cane- Push Handle 10 Deg. Bend Right	(SECT) Back Cane- Push Handle 10 Deg. Bend Left
22" High	1134078	1134079	1136013	1136014	1133834	1133835
23" High	1134080	1134081	1136015 See Note(s) A	1136016 See Note(s) A	1133837	1133838
24" High	1134082	1134083	1136017 See Note(s) A	1136018 See Note(s) A	1133839	1133840
25" High	N/A	N/A	1160328 See Note(s) A	1160329 See Note(s) A	N/A	N/A
26" High	N/A	N/A	1160330 See Note(s) A	1160331 See Note(s) A	N/A	N/A
NOTE: A - 21"-26" High Straight Back Canes with Push Handles are only offered On-Chair when the Back Upholstery is omitted B - Wheelchairs with a Curved Contoura Back 22" high will use the 18" high Straight Back Cane w/ Push Handle. C - Wheelchairs with a (Curve Contoura Back 25" or 28" high) or (Metal Curved Back 20"-26" high) will use the 20" high Straight Cane w/ Push Handle.						
NOTE: Back Cane Assemblies include Foam Grips and Plug Buttons where shown						

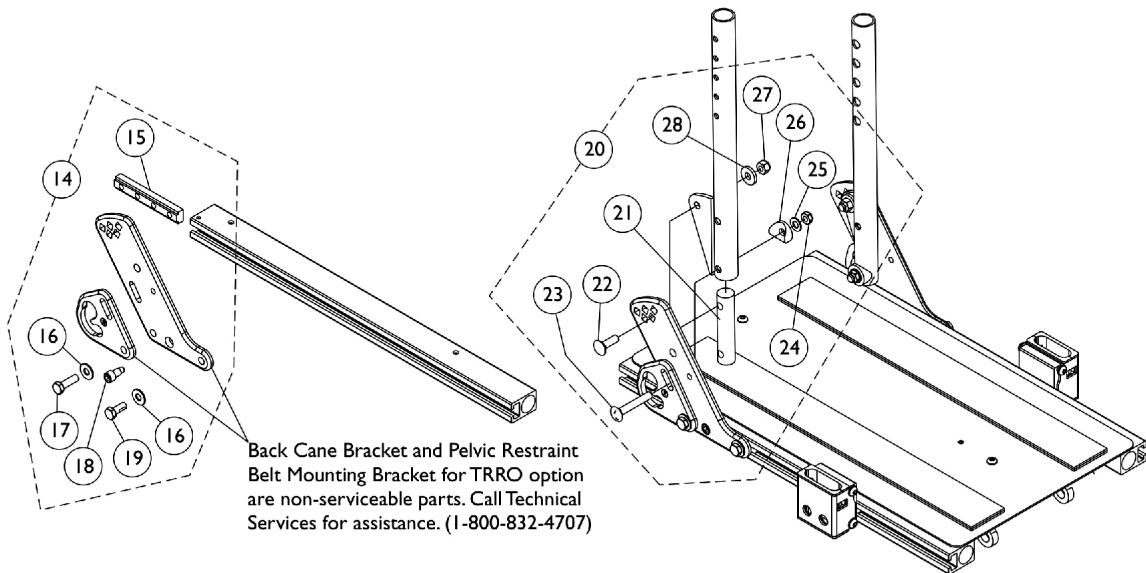
Back Cane Mounting Hardware (12"-16" Wide) ADJASBA Seats

"T"- Arms are used for 12" - 16" Wide and 12" - 18" Deep wheelchairs with TRRO Option and without TRRO Option.



**Back Cane Bracket Mounting Hardware
without TRRO Option**

**Back Cane Mounting Hardware
without TRRO Option**



**Back Cane Bracket Mounting Hardware
with TRRO Option**

**Back Cane Mounting Hardware
with TRRO Option**

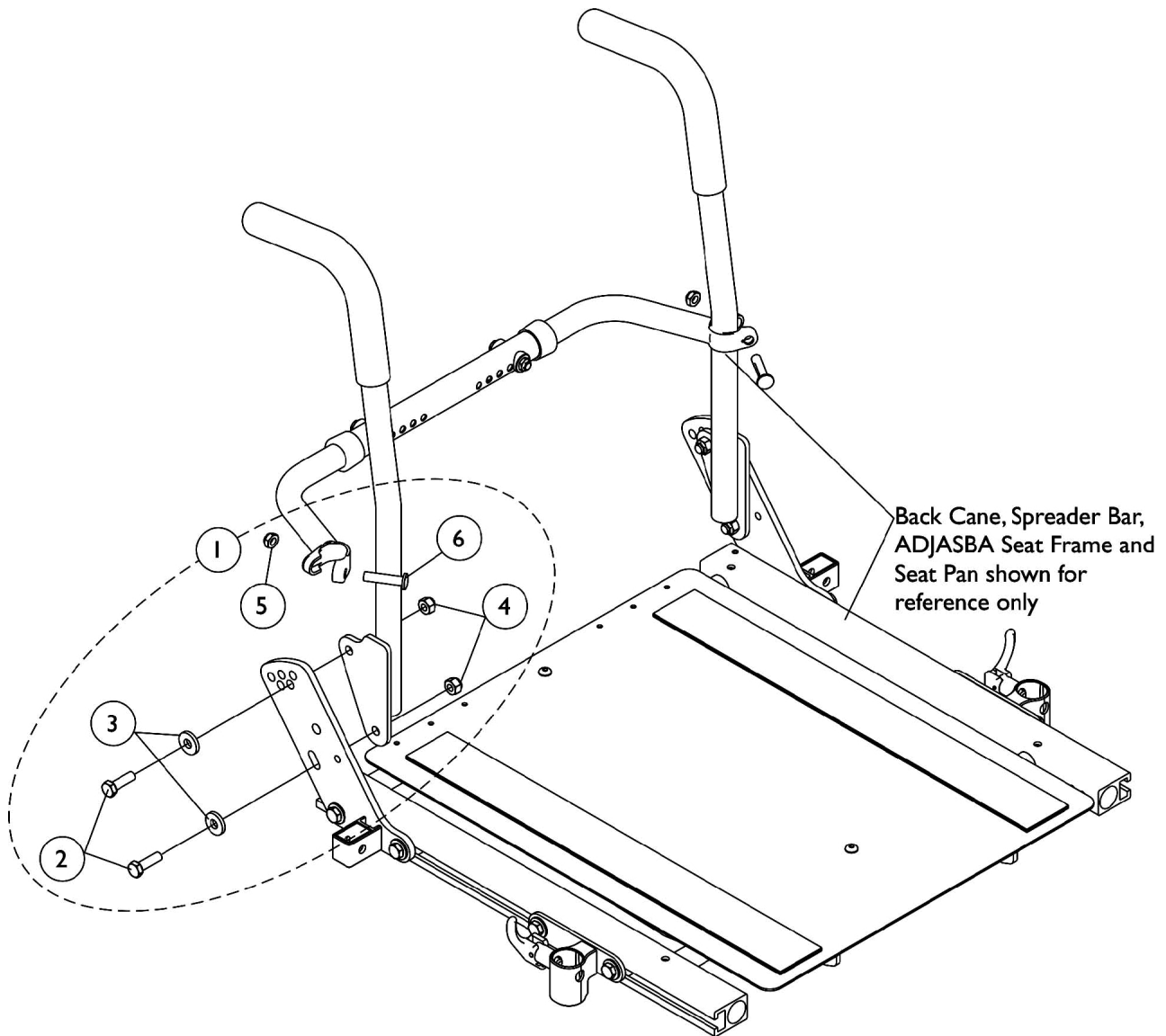
Back Cane Mounting Hardware (12"-16" Wide) ADJASBA Seats

"T"- Arms are used for 12" - 16" Wide and 12" - 18" Deep wheelchairs with TRRO Option and without TRRO Option.

Item Number	Note	Part Number	Description	Quantity Per				
				Package	Assembly			
1	A	1146452-NLA	NLA - Bracket, Back Cane Mounting, Black	1	1			
2		1154110	Kit, Back Cane Bracket Mounting Hardware	1	1			
3			T-Nut (5/16-18)	1	2			
4			Washer, Steel (5/16 x 3/4 x 1/16")	1	2			
5			Screw, Hex Head w/ Patch (5/16-18 x 3/4")	1	2			
6	B	1147973	Kit, Back Cane Mounting Hardware (Pair)	1	1			
7			NLA - Insert, Back Cane	1	2			
8			Washer, Flat (21/64 x 53/64 x 7/64")	1	4			
9			Screw, Hex Head (5/16-18 x 1")	1	2			
10			NLA - Screw, Hex Head (5/16-18 x 2")	1	2			
11	C	1154111-NLA	Locknut (5/16-18)	1	4			
12				Washer, Flat (5/16 x 5/8 x 1/16")	1	2		
13				Spacer, Coved (3/4 x 1 x 1/2")	1	2		
14				NLA - Kit, Back Cane Bracket Mounting Hardware TRRO	1	1		
15				T-Nut (5/16-18)	1	1		
16				Washer, Steel (5/16 x 3/4 x 1/16")	1	2		
17				NLA - Screw, Hex Head w/ Patch (5/16-18 x 1")	1	1		
18				Screw, Socket Head (5/16-18 x 3/4")	1	1		
19				Screw, Hex Head w/ Patch (5/16-18 x 3/4")	1	1		
20			D	1147968	Kit, Back Cane Mounting Hardware TRRO (Pair)	1	1	
21						NLA - Insert, Back Cane	1	2
22						Bolt, Round Head Square Neck (5/16-18 x 1")	1	2
23						Screw, Round Head Square Neck (5/16-18 x 2")	1	2
24		Locknut (5/16-18)			1	2		
25		Washer, Flat (5/16 x 5/8 x 1/16")			1	2		
26		Spacer, Coved (3/4 x 1 x 1/2")			1	2		
27		Locknut (5/16-18)			1	2		
28		Washer, Flat (21/64 x 53/64 x 7/64")			1	2		
NOTE: A - Includes items 3-5 B - Includes items 7-13 C - Includes items 15-19 D - Includes items 21-28								

Back Cane Mounting Hardware

For Nylon Upholstery (16" - 22" Wide)

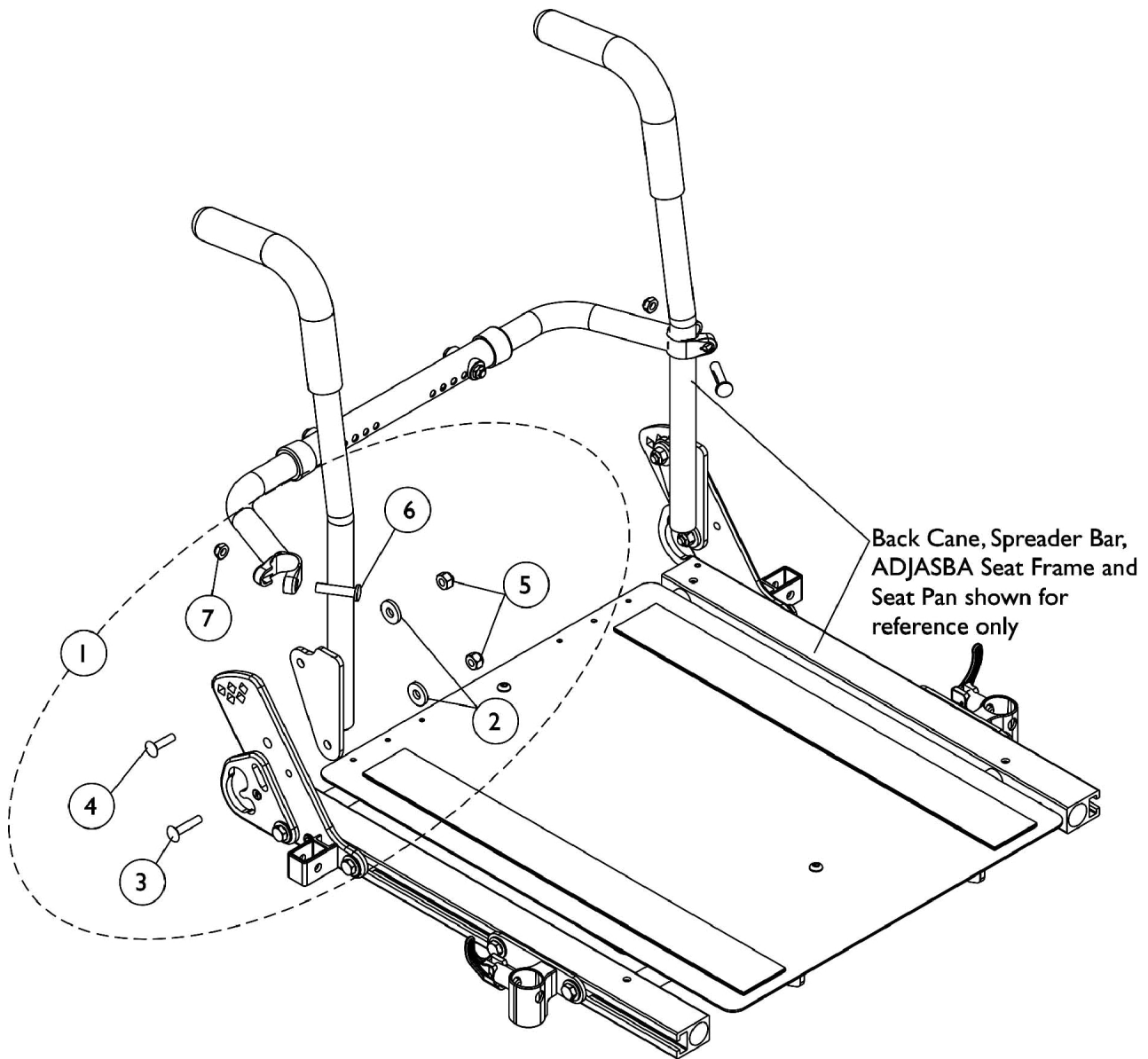


Back Cane Mounting Hardware For Nylon Upholstery (16" - 22" Wide)

Item Number	Note	Part Number	Description	Quantity Per	
				Package	Assembly
1	A	1133755	Kit, Back Cane Mounting Hardware (Pair)	1	1
2			Screw, Hex Head (5/16-18 x 1")	1	4
3			Washer, Flat (21/64 x 53/64 x 7/64")	1	4
4			Locknut (5/16-18)	1	4
5			Locknut (5/16-24)	1	2
6			Screw w/ Lug (5/16-24 x 1-3/8")	1	2
NOTE: A - Includes items 2-6					

Back Cane Mounting Hardware

For Nylon Upholstery (16" - 22" Wide) TRRO Option



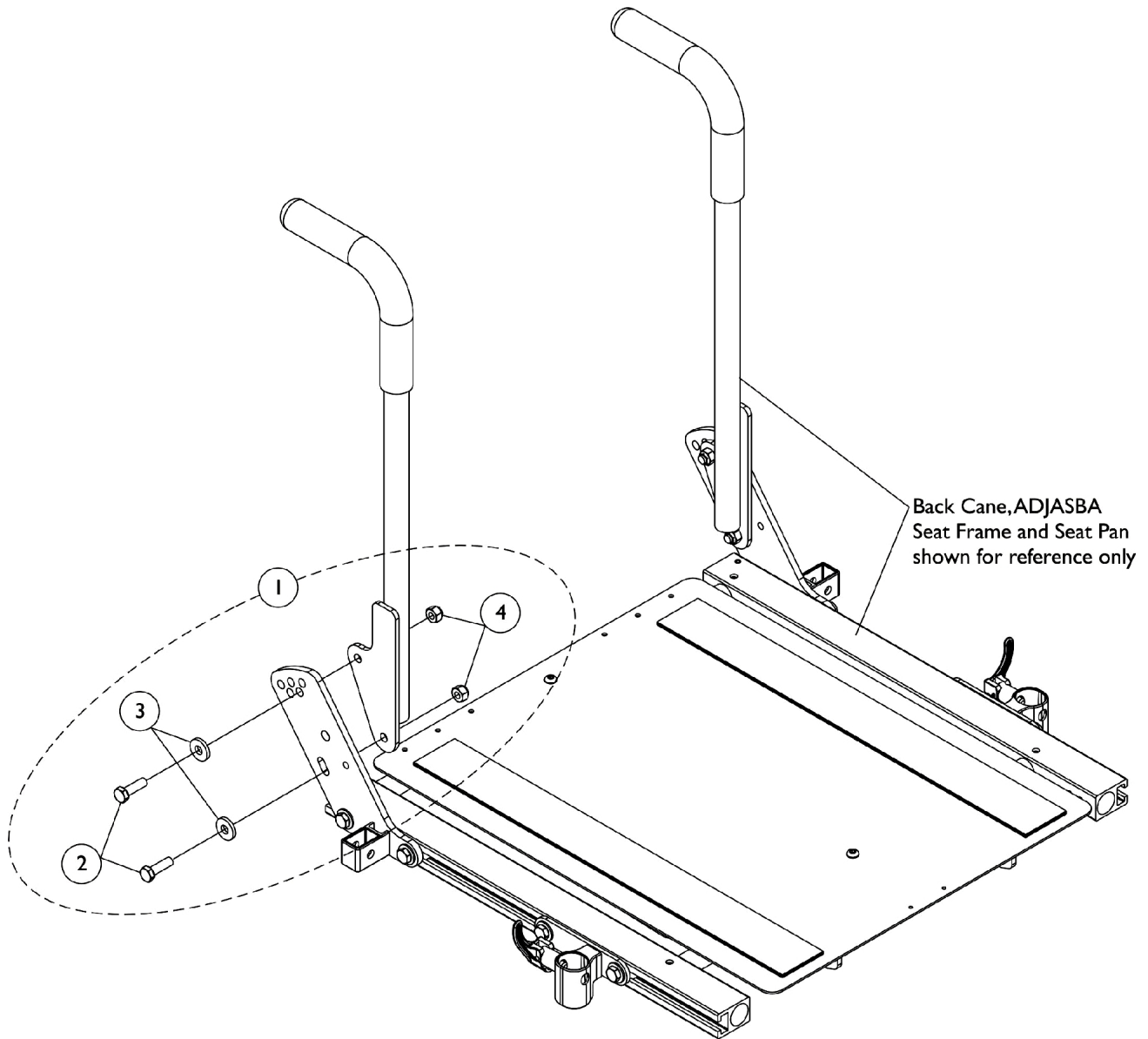
Back Cane Mounting Hardware

For Nylon Upholstery (16" - 22" Wide) TRRO Option

Item Number	Note	Part Number	Description	Quantity Per	
				Package	Assembly
1	A	1137234-NLA	NLA - Kit, Back Cane Mounting Hardware For TRRO Option (Pair)	1	1
2			Washer, Flat (21/64 x 53/64 x 7/64")	1	4
3			Bolt, Round Head Square Neck (5/16-18 x 1-1/4")	1	2
4			Bolt, Round Head Square Neck (5/16-18 x 1")	1	2
5			Locknut (5/16-18)	1	4
6			Screw w/ Lug (5/16-24 x 1-3/8")	1	2
7			Locknut (5/16-24)	1	2
NOTE: A - Includes items 2-7, Right and Left sides					

Back Cane Mounting Hardware

Metal Curved Back, Curve Contoura, BPO Option (16" - 22" Wide)



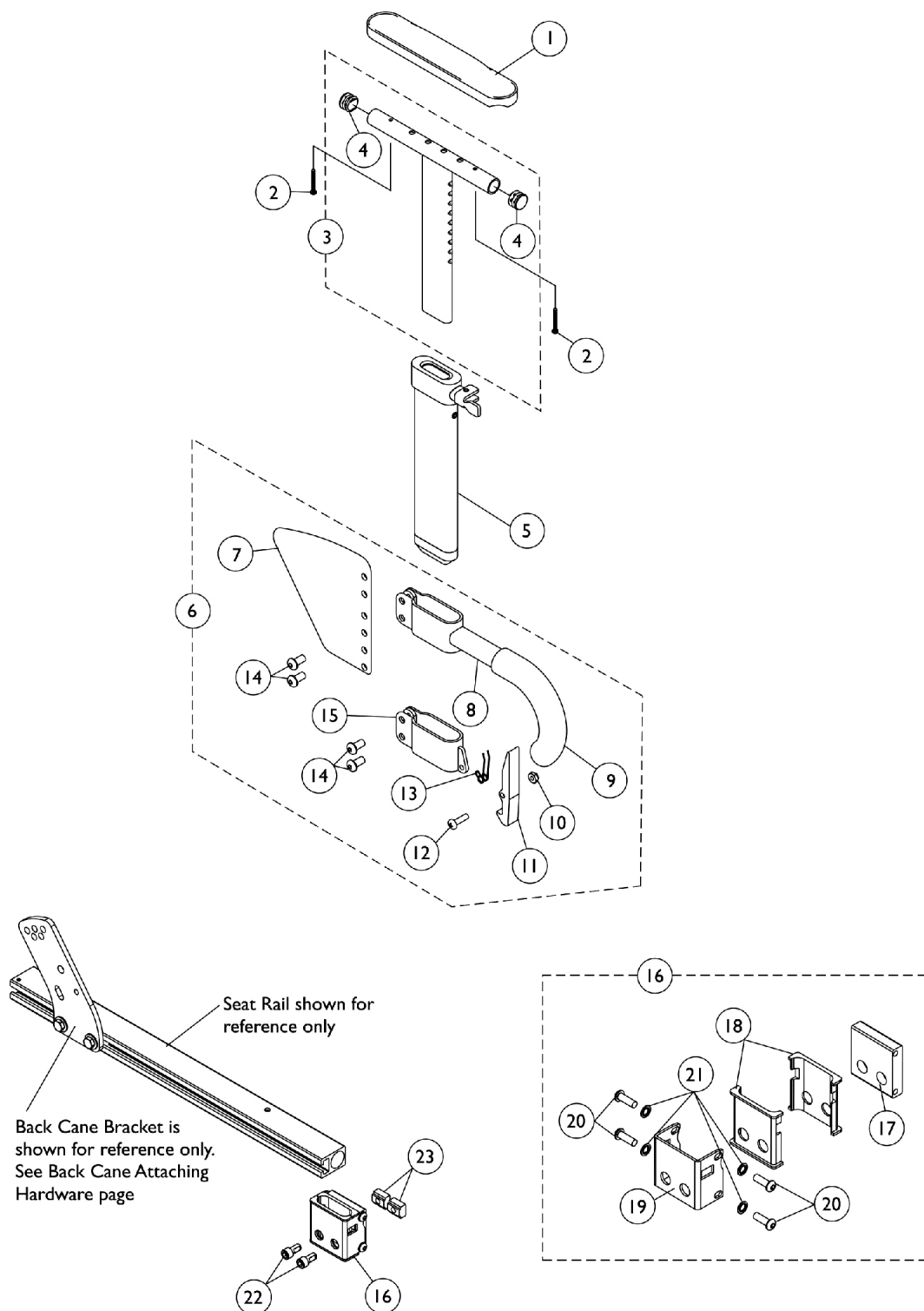
Back Cane Mounting Hardware

Metal Curved Back, Curve Contoura, BPO Option (16" - 22" Wide)

Item Number	Note	Part Number	Description	Quantity Per	
				Package	Assembly
1	A	1135999	Kit, Back Cane Mounting Hardware (Pair)	1	1
2			Screw, Hex Head (5/16-18 x 1")	1	4
3			Washer, Flat (21/64 x 53/64 x 7/64")	1	4
4			Locknut (5/16-18)	1	4
NOTE: A - Includes items 2-4. Used for Curve Contoura, Metal Curved Back or BPO Option models					

Arms, "T" and Hardware

"T"- Arms are used for 12" - 16" Wide and 12" - 18" Deep wheelchairs with TRRO Option and without TRRO Option.



Arms, "T" and Hardware

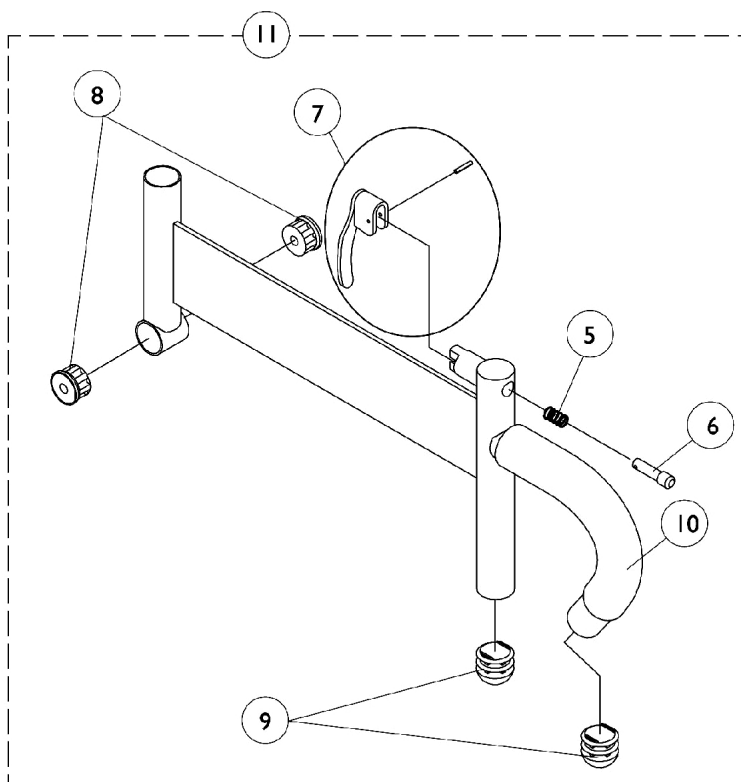
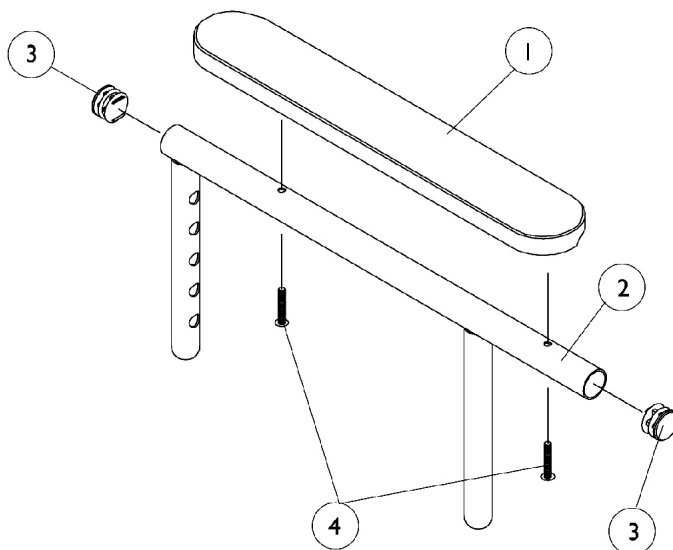
"T"- Arms are used for 12" - 16" Wide and 12" - 18" Deep wheelchairs with TRRO Option and without TRRO Option.

Item Number	Note	Part Number	Description	Quantity Per	
				Package	Assembly
1	A	8881083213-NL A	NLA - Pad, Arm, Desk Length - Right (9" L x 2" W)	1	1
1	A	8881083214-NL A	NLA - Pad, Arm, Desk Length - Left (9" L x 2" W)	1	1
1	A	8881053570	Kit, Arm Pad w/ Screws, Desk Length (Pair)	2	1
1	A	8881083215-NL A	NLA - Pad, Arm, Full Length - Right (14" L x 2" W)	1	1
1	A	8881083216-NL A	NLA - Pad, Arm, Full Length - Left (14" L x 2" W)	1	1
1	A	8881053571	Kit, Arm Pad w/ Screws, Full Length (Pair)	2	1
2		1055205	Package, Screw Phillips Pan Head (#10-32 x 1-3/8")	2	1
3		1069639	T-Arm Assembly w/ Plug Buttons, Desk Length, Low Range, Black	1	1
3		1069643	T-Arm Assembly w/ Plug Buttons, Full Length, Low Range, Black	1	1
4		1027095	Plug Button, Black (7/8")	1	2
5		1069635	Post, Arm, Low Range	1	1
6		1073424	Kit, Clothing Guard, Low Range - Right	1	1
6		1073425	Kit, Clothing Guard, Low Range - Left	1	1
7		1069652-NLA	NLA - Guard, Clothing, Low Range	1	1
8		1069634	Tube, Support, Low Range, Black - Right	1	1
8		1073247-NLA	NLA - Tube, Support, Low Range, Black - Left	1	1
9		1028427	Grip, Foam	1	1
10		1025731	Locknut (#10-32)	1	1
11		1076839-NLA	NLA - Lever, Locking	1	1
12		1025716	Screw, Phillips Pan Head (#10-32 x 11/16")	1	1
13		1073196-NLA	NLA - Spring, Torsion	1	1
14		1006773-NLA	NLA - Screw, Socket Button Head (1/4-20 x 1/2")	1	4
15		1075069-NLA	NLA - Clamp, Clothing Guard - Right	1	1
15		1075070-NLA	NLA - Clamp, Clothing Guard - Left	1	1
16	B	1151356	Kit, "T" Arm Socket Mounting Hardware	1	1
17			Bracket, "T" Arm Socket	1	1
18			Insert, Arm Socket, Black	1	2
19			NLA - Bracket, Socket, Black	1	1
20			NLA - Screw, Socket Button Head (1/4-28 x 3/4")	1	4
21			Lockwasher (1/4 x 15/32 x 1/64")	1	4
22		1098960	Screw, Socket Head w/ Patch (5/16-18 x 5/8")	1	2
23		1069724	T-Nut (5/16-18)	1	2

NOTE: A - Specify U67 upholstery color when ordering.
B - Includes items 17-21

Arms, Adjustable Height (12"-16" W x 12"-15" D)

Chairs 12" - 15" Deep with TRRO Option must use "T"-Arms. All Non-TRRO Option chairs 12" - 15" Deep use the Adjustable Height Arms.



Arms, Adjustable Height (12"-16" W x 12"-15" D)

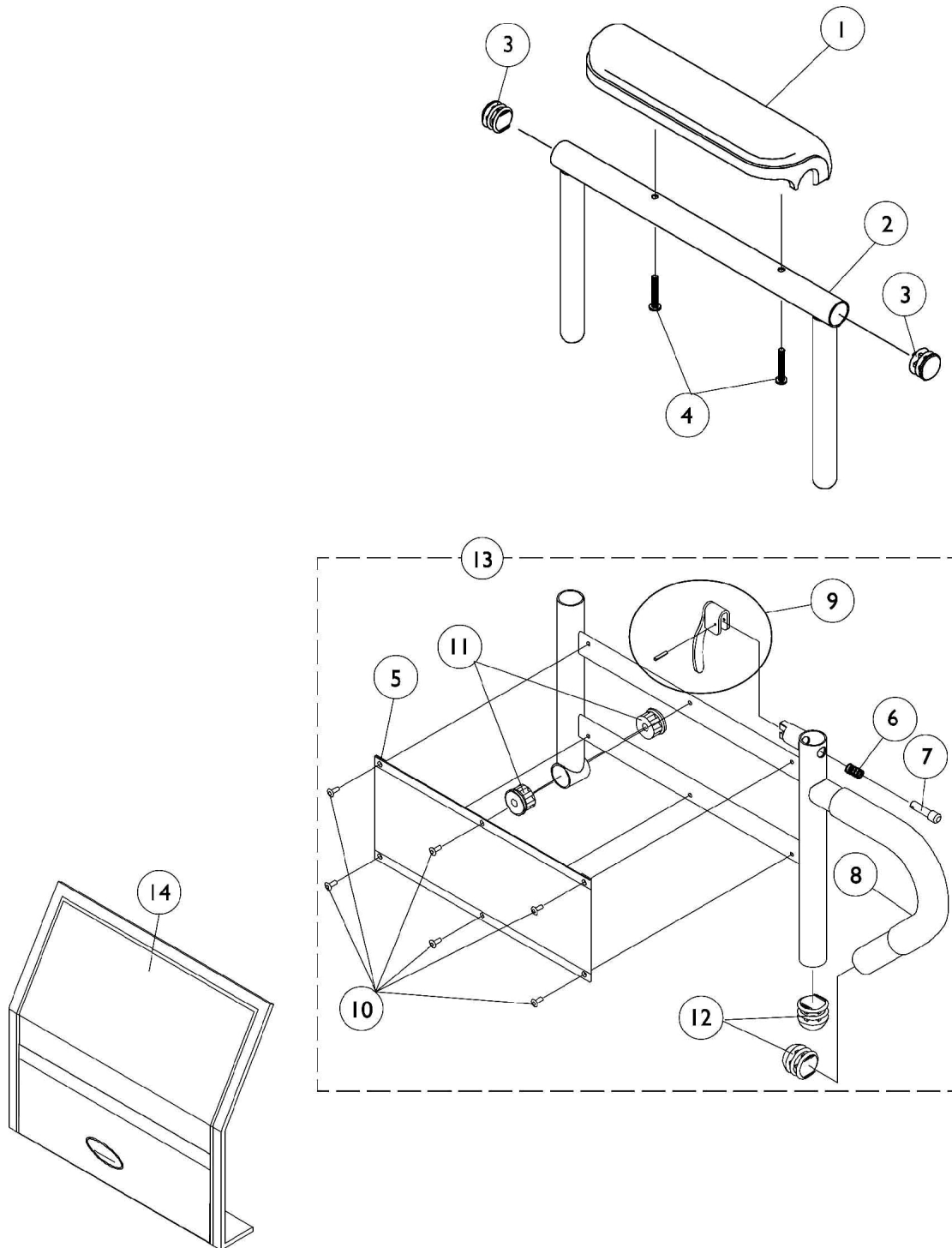
Chairs 12" - 15" Deep with TRRO Option must use "T"-Arms. All Non-TRRO Option chairs 12" - 15" Deep use the Adjustable Height Arms.

Item Number	Note	Part Number	Description	Quantity Per	
				Package	Assembly
1	A	8881015932-NL A	NLA - Pad, Arm, Vinyl, Full Length - Right (14" L x 2" W)	1	1
1	A	8881015933-NL A	NLA - Pad, Arm, Vinyl, Full Length - Left (14" L x 2" W)	1	1
1	A	8881053577	Kit, Arm Pad w/ Screws, Full Length (14" L x 2" W) (Pair)	1	1
1	A	8881011811-NL A	NLA - Pad, Arm, Vinyl, Desk Length (9" L x 2" W)	1	1
1	A	8881053578	Kit, Arm Pad w/ Screws, Desk Length (9" L x 2" W) (Pair)	1	1
2		1071263	Arm Tube Assembly w/ Plug Buttons, Full Length, Black - Right/Left	1	1
2		1071259	Arm Tube Assembly w/ Plug Buttons, Desk Length, Black - Right/Left	1	1
3		1027095	Plug Button, Black (7/8")	1	2
4		1055949	Package, Screw, Phillips Pan Head (#10-32 x 1-3/8")	2	1
5		47471X074	Spring, Arm Lock	1	1
6		1028594	Pin, Arm Lock, Black	1	1
7		1090768	Kit, Lock Handle w/Rivets (Pair)	1	1
8		1065936	Plug, Pivot	1	2
9		1067734	Plug Button, Black (5/8")	1	2
10		1016298	Grip, Push Handle	1	1
11	B	1068585	Arm Base Assembly, Adjustable Height, Black - Right	1	1
11	B	1068586	Arm Base Assembly, Adjustable Height, Black - Left	1	1
NOTE: A - Specify U67 Black upholstery color when ordering. B - Includes items 5-10					

Adjustable Height Arms

(12" - 16" Wide x 16" - 18" Deep) and (16" - 22" Wide x 16" - 22" Deep) Seat Frames

Chairs 16" - 18" Deep models with TRRO Option use the Adjustable Height Arms. All Non-TRRO Option chairs 16" - 22" Deep also use the Adjustable Height Arms.



Adjustable Height Arms

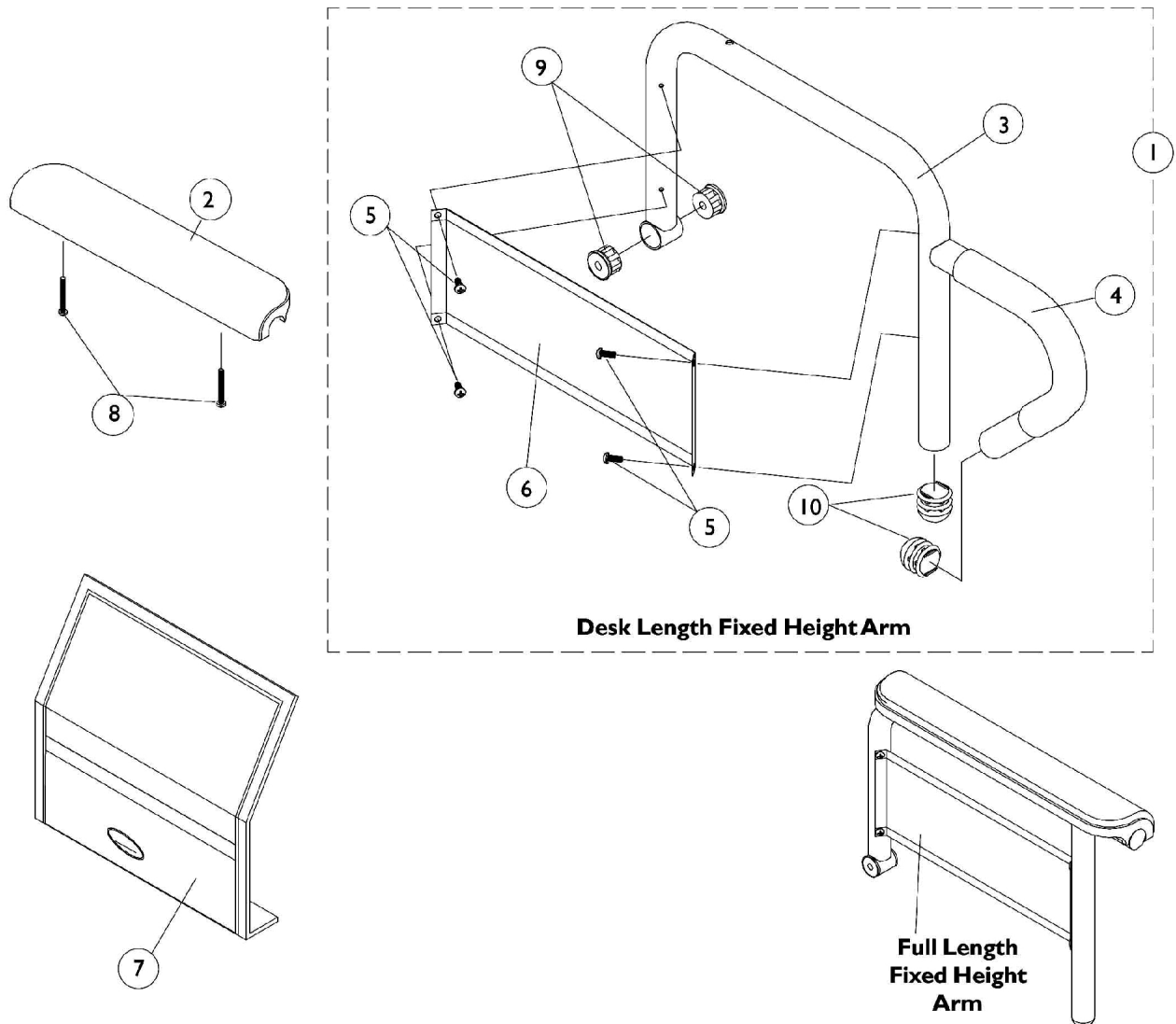
(12" - 16" Wide x 16" - 18" Deep) and (16" - 22" Wide x 16" - 22" Deep) Seat Frames

Chairs 16" - 18" Deep models with TRRO Option use the Adjustable Height Arms. All Non-TRRO Option chairs 16" - 22" Deep also use the Adjustable Height Arms.

Item Number	Note	Part Number	Description	Quantity Per	
				Package	Assembly
1		1117328	Kit, Arm Pad w/ Screws, Full Length, Urethane Waterfall, Black (13" L x 2-5/8" W)	1	1
1		1110818	Kit, Arm Pad w/ Screws, Full Length, Urethane Waterfall, Black (13" L x 2-5/8" W) (Pair)	1	1
1		1117327	Kit, Arm Pad w/ Screws, Desk Length, Urethane Waterfall, Black (9" L x 2-5/8" W)	1	1
1		1110817	Kit, Arm Pad w/ Screws, Desk Length, Urethane Waterfall, Black (9" L x 2-5/8" W) (Pair)	1	1
2		1071253	Arm Tube Assembly w/ Plug Buttons, Full Length, Black - Right/Left	1	1
2		1070859	Arm Tube Assembly w/ Plug Buttons, Desk Length, Black - Right/Left	1	1
3		1027095	Plug Button, Black (7/8")	1	2
4		1094270-NLA	NLA - Package, Screw, Phillips Pan Head (#10-32 x 1-1/4")	2	1
5		1064130-NLA	NLA - Guard, Clothing	1	1
6		47471X074	Spring, Arm Lock	1	1
7		1028594	Pin, Arm Lock, Black	1	1
8		1032244	Grip, Foam Hand (9" L)	1	1
9		1090768	Kit, Lock Handle w/Rivets (Pair)	1	1
10		1028645	Rivet	1	6
11		1065936	Plug, Pivot	1	2
12		1067734	Plug Button, Black (5/8")	1	2
13	A,B	1068416	Arm Base Assembly, Black - Right (16-19" D)	1	1
13	A,B	1068417	Arm Base Assembly, Black - Left (16-19" D)	1	1
13	A,B	1067761	Arm Base Assembly, 1" Lower, Black - Right (16-19" D)	1	1
13	A,B	1067762	Arm Base Assembly, 1" Lower, Black - Left (16-19" D)	1	1
14		1035065	Cover, Clothing Guard w/ Pocket, FXDESK & ADJFULL/ADJDESK	1	1
NOTE: A - Includes items 5-12 B - All seat depths will use the 16" - 19" deep replacement components only.					

Fixed Height Arms

(16" - 22" Wide x 16" - 22" Deep)



Fixed Height Arms

(16" - 22" Wide x 16" - 22" Deep)

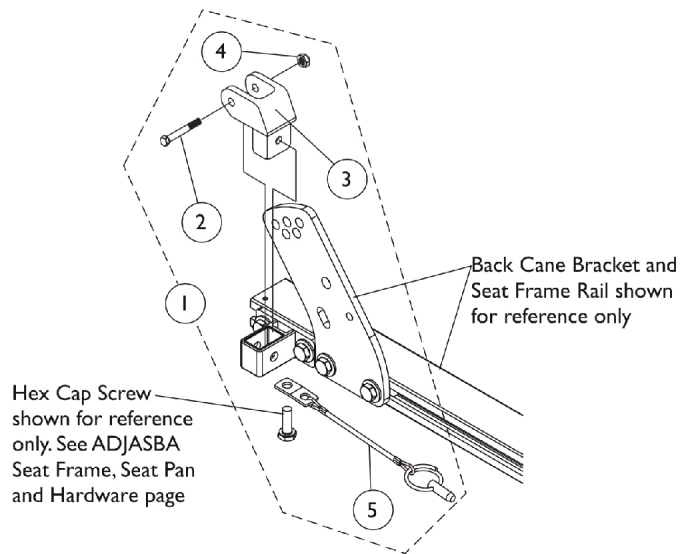
Item Number	Note	Part Number	Description	Quantity Per	
				Package	Assembly
1	A	See Chart	#1 Arms Less Pad - 16" - 22" Deep Seat Frames	1	1
2		1117328	Kit, Arm Pad w/ Screws, Full Length, Urethane Waterfall, Black (13" L x 2-5/8" W)	1	1
2		1110818	Kit, Arm Pad w/ Screws, Full Length, Urethane Waterfall, Black (13" L x 2-5/8" W) (Pair)	1	1
2		1117327	Kit, Arm Pad w/ Screws, Desk Length, Urethane Waterfall, Black (9" L x 2-5/8" W)	1	1
2		1110817	Kit, Arm Pad w/ Screws, Desk Length, Urethane Waterfall, Black (9" L x 2-5/8" W) (Pair)	1	1
3		1068564	Tube, Arm, Desk Length, Black - Right (16-19" D)	1	1
3		1068565-NLA	NLA - Tube, Arm, Desk Length, Black - Left (16-19" D)	1	1
3		1068490	Tube, Arm, Full Length, Black - Right (16-19"D)	1	1
3		1068491-NLA	NLA - Tube, Arm, Full Length, Black - Left (16 - 19"D)	1	1
4		1032244	Grip, Foam Hand (9" L)	1	1
5	B	1025729	Screw, Phillips Pan Head Tap (#8-32 x 3/8")	1	4
6		1035472-NLA	NLA - Guard, Clothing, Desk Length	1	1
6		1044572-NLA	NLA - Guard, Clothing, Full Length (16 - 19" D)	1	1
7		1035065	Cover, Clothing Guard w/ Pocket, FXDESK & ADJFULL/ADJDESK	1	1
8		1094270-NLA	NLA - Package, Screw, Phillips Pan Head (#10-32 x 1-1/4")	2	1
9		1065936	Plug, Pivot	1	2
10		1067734	Plug Button, Black (5/8")	1	2
NOTE: A - Includes items 3-6 & 9-10 B - All seat depths will use the 16-19" deep replacement components only.					

#1 Arms Less Pad

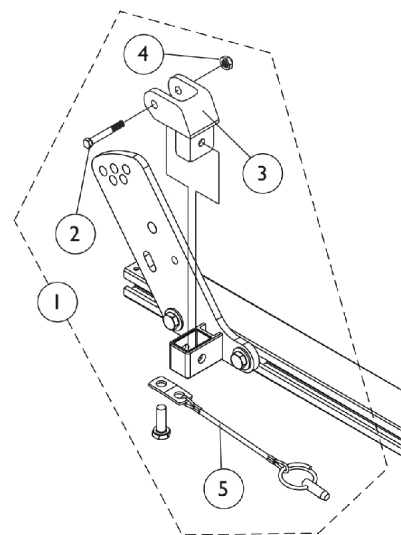
16" - 22" Deep Seat Frames

Arm Style	Right	Left
Desk Length	1068566-NLA	1068567-NLA
Full Length	1068559-NLA	1068560-NLA

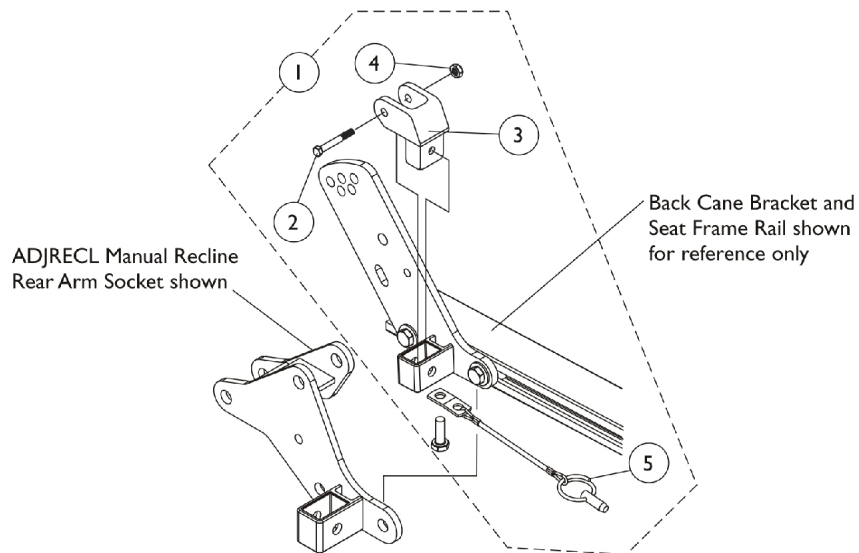
Arm Mounting Swingaway Hardware



Swingaway Armrest Mounting Hardware
(12"-16" Wide x 12"-15" Deep)



Swingaway Armrest Mounting Hardware
(12"-16" Wide x 16"-18" Deep)



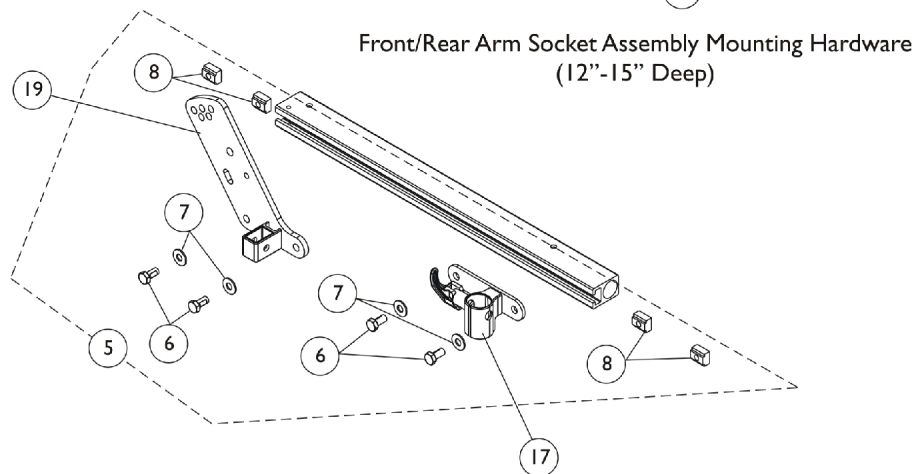
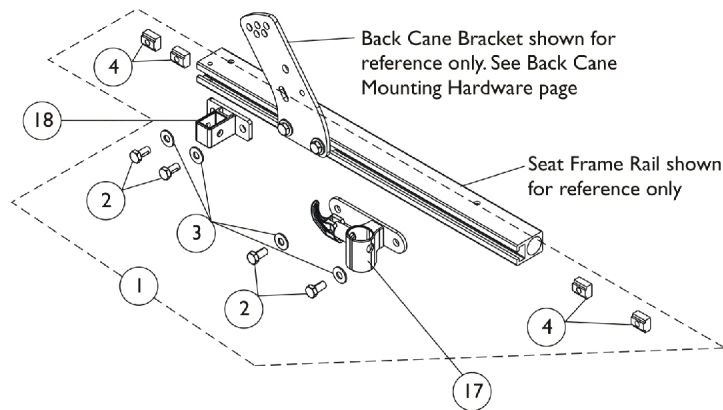
Swingaway Armrest Mounting Hardware
ADJASBA Seat Frame
(16"-22" Wide x 16"-22" Deep)

Arm Mounting Swingaway Hardware

Item Number	Note	Part Number	Description	Quantity Per	
				Package	Assembly
1	A	1068488	Kit, Swingaway Armrest Mounting Hardware	1	1
2		1019590	Screw, Socket Button Head (1/4-20 x 1-5/8")	1	1
3		1068025	Clevis, Pivot	1	1
4		1025195	Locknut (1/4-20)	1	1
5		1068039	Pin, Pull	1	1
NOTE: A - Includes items 2-5					

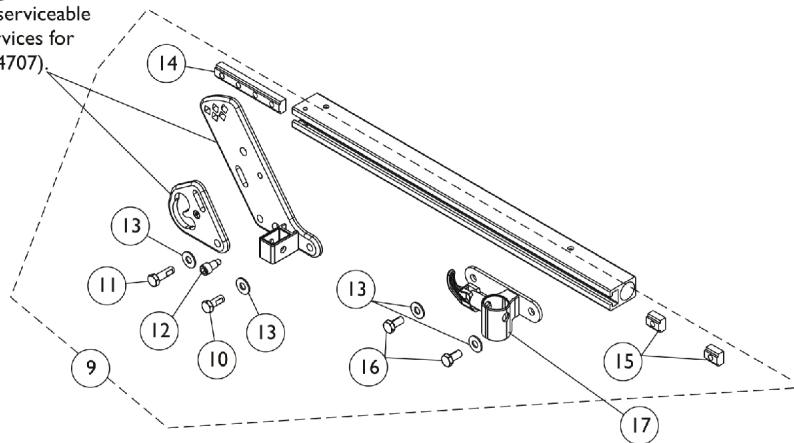
Front/Rear Arm Socket Assembly and Hardware (12" - 16" Wide x 12" - 18" Deep)

Refer to page titled "Back Cane Mounting Hardware For ADJASBA Seats (12" - 16" Wide)" for replacing the Back Cane Bracket for chairs with T-Arms



Front/Rear Arm Socket Assembly Mounting Hardware
(16"-18" Deep)

Rear Arm Socket and Pelvic Restraint Belt Mounting Bracket for TRRO option are non-serviceable parts. Call Technical Services for assistance. (1-800-832-4707).



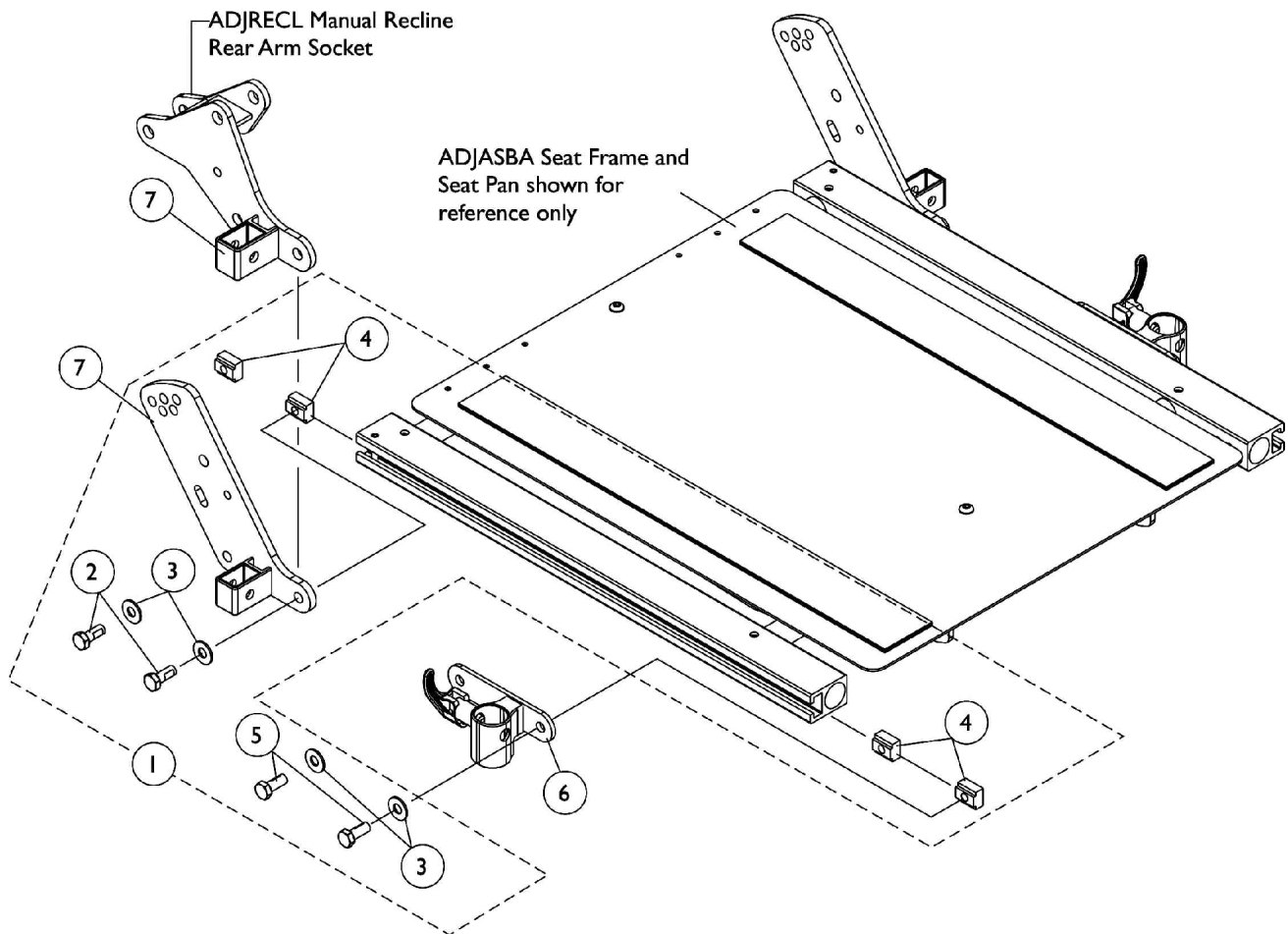
Front/Rear Arm Socket Assembly Mounting Hardware
(16"-18" Deep TRRO option only)

Front/Rear Arm Socket Assembly and Hardware (12" - 16" Wide x 12" - 18" Deep)

Refer to page titled "Back Cane Mounting Hardware For ADJASBA Seats (12" - 16" Wide)" for replacing the Back Cane Bracket for chairs with T-Arms

Item Number	Note	Part Number	Description	Quantity Per	
				Package	Assembly
1	A	1144596	Kit, Front/Rear Arm Socket Asbly. Mtg. Hdwr. (12-16" Wide)	1	1
2			Screw, Hex Head w/ Patch (5/16-18 x 5/8")	1	4
3			Washer, Steel (5/16 x 3/4 x 1/16")	1	4
4			T-Nut (5/16-18)	1	4
5	B	1144596	Kit, Front/Rear Arm Socket Asbly. Mtg. Hdwr. (12-16" Wide)	1	1
6			Screw, Hex Head w/ Patch (5/16-18 x 5/8")	1	4
7			Washer, Steel (5/16 x 3/4 x 1/16")	1	4
8			T-Nut (5/16-18)	1	4
9	C	1136025-NLA	NLA - Kit, Front/Rear Arm Socket Assembly Mounting Hardware For TRRO Option	1	1
10			Screw, Hex Head w/ Patch (5/16-18 x 3/4")	1	1
11			NLA - Screw, Hex Head w/ Patch (5/16-18 x 1")	1	1
12			Screw, Socket Head (5/16-18 x 3/4")	1	1
13			Washer, Steel (5/16 x 3/4 x 1/16")	1	4
14			T-Nut (5/16-18)	1	1
15			T-Nut (5/16-18)	1	2
16			Screw, Hex Head w/ Patch (5/16-18 x 5/8")	1	2
17		1122619	Socket, Arm, Front - Right	1	1
17		1122620	Socket, Arm, Front - Left	1	1
18		1126142	Socket, Arm, Rear	1	1
19		1125478	Bracket, Arm Socket/Cane, Rear - Right	1	1
19		1125479	Bracket, Arm Socket/Cane, Rear - Left	1	1
NOTE: A - Includes items 2-4. Used for (12"-15" Deep). B - Includes items 6-8. Used for (16"-18" Deep). C - Includes items 10-16. Used for TRRO option (16"-18" Deep).					

Front/Rear Arm Socket Assembly and Hardware (16" - 22" Wide x 16" - 22" Deep)

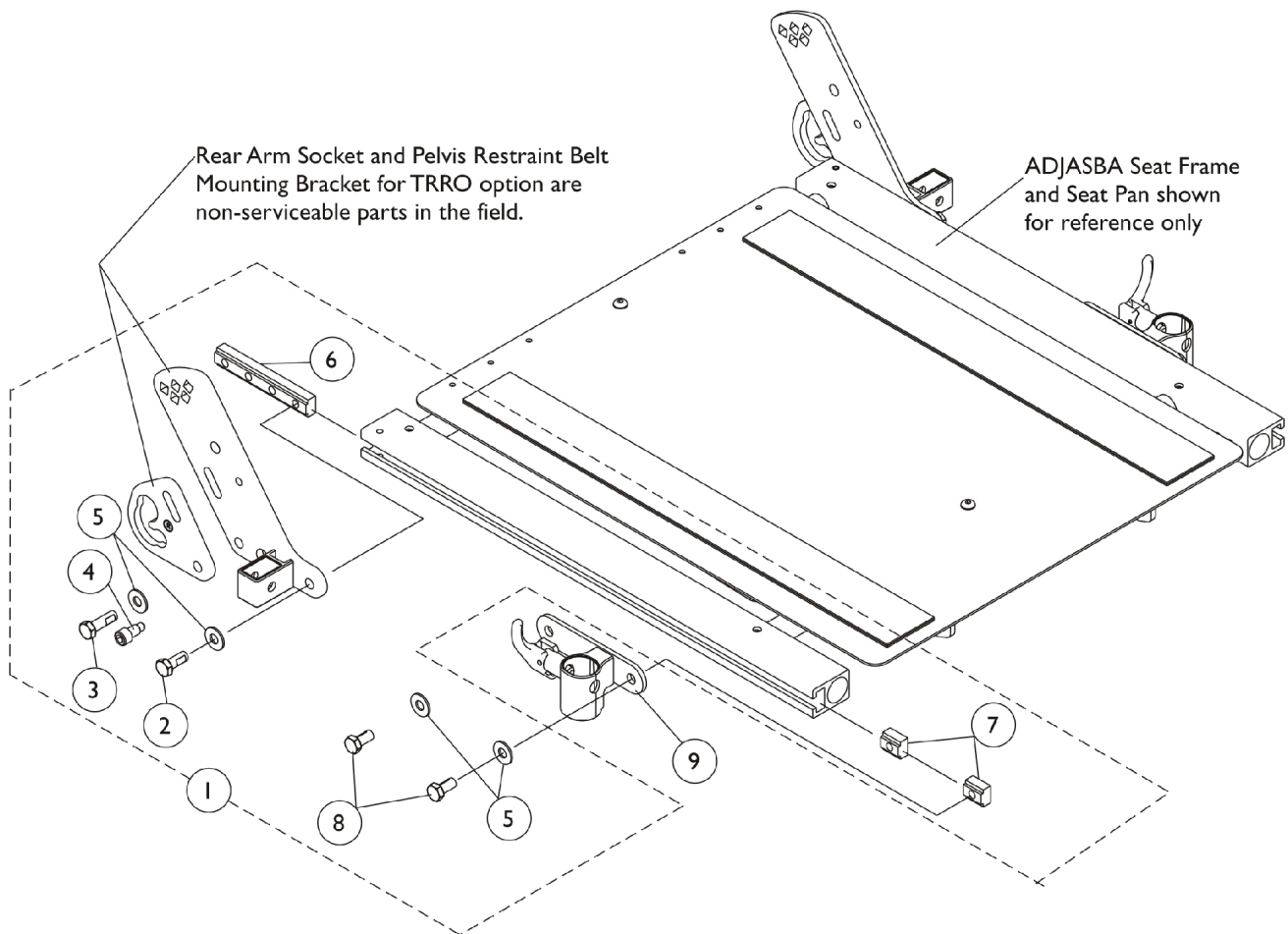


Front/Rear Arm Socket Assembly and Hardware (16" - 22" Wide x 16" - 22" Deep)

Item Number	Note	Part Number	Description	Quantity Per	
				Package	Assembly
1	A	1125734	Kit, Front/Rear Arm Socket Assembly Mounting Hardware	1	1
2			Screw, Hex Head w/ Patch (5/16-18 x 3/4")	1	2
3			Washer, Steel (5/16 x 3/4 x 1/16")	1	4
4			T-Nut (5/16-18)	1	4
5			Screw, Hex Head w/ Patch (5/16-18 x 5/8")	1	2
6		1122619	Socket, Arm, Front - Right	1	1
6		1122620	Socket, Arm, Front - Left	1	1
7		1125478	Bracket, Arm Socket/Cane, Rear - Right	1	1
7		1125479	Bracket, Arm Socket/Cane, Rear - Left	1	1
7		1134481	Socket, Arm, ADJRECL, Rear - Right	1	1
7		1134482	Socket, Arm, ADJRECL, Rear - Left	1	1
NOTE: A - Includes items 2-5					

Front/Rear Arm Socket Assembly and Hardware (16" - 22" W x 16" - 22" D) TRRO Option

Non-serviceable parts in the field require the wheelchair to be returned to Invacare for repair. Call Technical Services for assistance (1-800-832-4707)



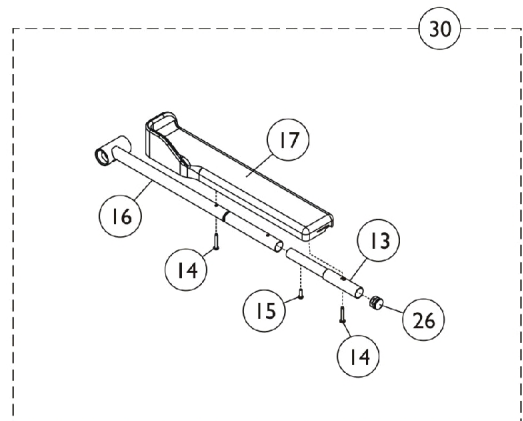
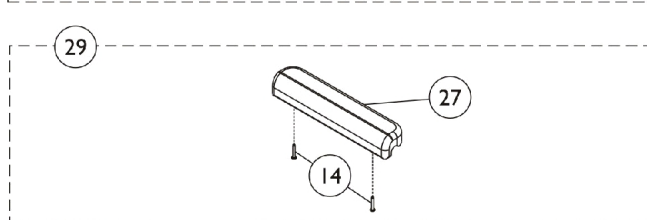
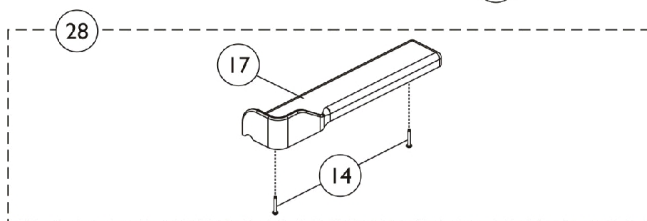
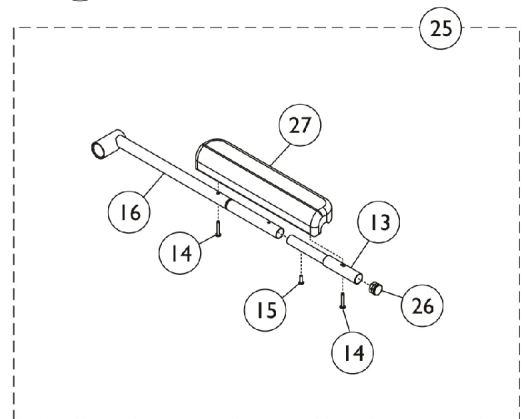
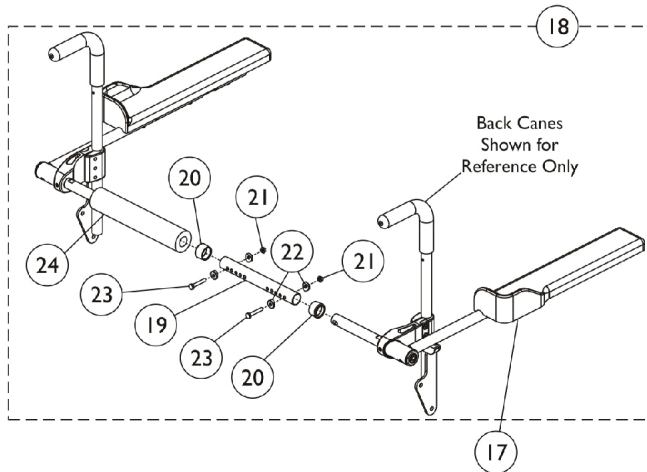
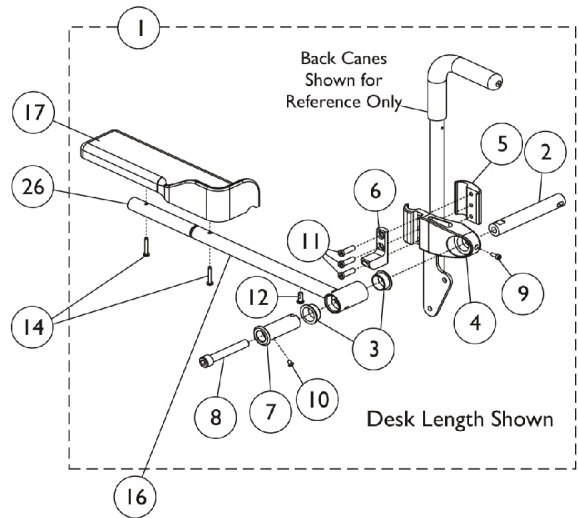
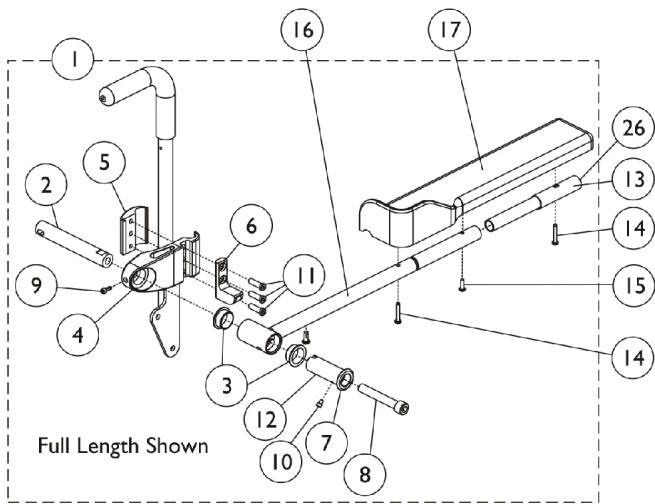
Front/Rear Arm Socket Assembly and Hardware

(16" - 22" W x 16" - 22" D) TRRO Option

Non-serviceable parts in the field require the wheelchair to be returned to Invacare for repair. Call
Technical Services for assistance (1-800-832-4707)

Item Number	Note	Part Number	Description	Quantity Per	
				Package	Assembly
1	A	1136025-NLA	NLA - Kit, Front/Rear Arm Socket Assembly Mounting Hardware For TRRO Option	1	1
2			Screw, Hex Head w/ Patch (5/16-18 x 3/4")	1	1
3			NLA - Screw, Hex Head w/ Patch (5/16-18 x 1")	1	1
4			Screw, Socket Head (5/16-18 x 3/4")	1	1
5			Washer, Steel (5/16 x 3/4 x 1/16")	1	4
6			T-Nut (5/16-18)	1	1
7			T-Nut (5/16-18)	1	2
8			Screw, Hex Head w/ Patch (5/16-18 x 5/8")	1	2
9		1122619	Socket, Arm, Front - Right	1	1
9		1122620	Socket, Arm, Front - Left	1	1
NOTE: A - Includes items 2-8.					

Cantilever Arms



Cantilever Arms

Item Number	Note	Part Number	Description	Quantity Per	
				Package	Assembly
1	A	1161126	Cantilever Arm Hardware, Full Length - Right	1	1
1	A	1161127	Cantilever Arm Hardware, Full Length - Left	1	1
1	A	1161128	Cantilever Arm Hardware, Desk Length - Right	1	1
1	A	1161129	Cantilever Arm Hardware, Desk Length - Left	1	1
2		1161235	Pivot, Black	1	1
3		1160902	Bearing, Flange	1	2
4		1161232	Clamp, Black	1	1
5		1161233	Clamp, Block, Black	1	1
6		1162791	Tab, Stop, Black	1	1
7		1162515	Bushing, Pivot Arm	1	1
8		1162804-NLA	NLA - Screw, Socket Head w/ Patch (1/2-13 x 3-3/4")	1	1
9		1113438-NLA	NLA - 3Screw, Socket Head (#10-32 x 1/2")	1	1
10		1161708-NLA	NLA - Screw, Socket Button Head (10-32 x 1/4")	1	2
11		1114962-NLA	NLA - Screw, Socket Head (5/16-18 x 1")	1	3
12		1025342-NLA	NLA - Screw, Button Head (1/4-20 x 5/8")	1	1
13		0028202	Tube, Extension, Full Length	1	1
14		1107155	Screw, Phillips Pan Head Tap (#10-32 x 1-1/4")	1	2
15		1028755	Screw, Phillips Pan Head (#10-32 x 5/8")	1	1
16		1160904	Tube, Arm, Waterfall - Right	1	1
16		1160905	Tube, Arm, Waterfall - Left	1	1
16		1161701	Tube, Arm, Recline - Right	1	1
16		1161702	Tube, Arm, Recline - Left	1	1
17		1082910	Pad, Arm w/ Elbow Stop, Desk Length, Urethane, Black - Right (13" L x 3" W)	1	1
17		1082911	Pad, Arm w/ Elbow Stop, Desk Length, Urethane, Black - Left (13" L x 3" W)	1	1
17		1082912	Pad, Arm w/ Elbow Stop, Full Length, Urethane, Black - Right (17" L x 3" W)	1	1
17		1082913	Pad, Arm w/ Elbow Stop, Full Length, Urethane, Black - Left (17" L x 3" W)	1	1
18	B	1161557	Cantilever Spreader Arm Assembly (16 - 20" W)	1	1
18	B	1161558	Cantilever Spreader Arm Assembly (20 - 24" W)	1	1
19		1120280	Tube, Spreader Bar, Adjustable, Black (16 - 20" W)	1	1
19		1120281	Tube, Spreader Bar, Adjustable, Black (20 - 24" W)	1	1
20		15680X013	Anti-Rattle (1")	1	2
21		1025195	Locknut (1/4-20)	1	2
22		1026099	Spacer, Coved (1/4 x 11/16 x 1/2")	1	4
23		1030949	Screw, Hex Head (1/4-20 x 1-1/2")	1	2
24		1127158	Cover, Spreader Bar (16-20" W)	1	1
24		1161930	Cover, Spreader Bar (20-24" W)	1	1
25	C	1161972	Cantilever Arm Assembly w/ Arm Pad, Full Length - Right	1	1
25	C	1161973	Cantilever Arm Assembly w/ Arm Pad, Full Length - Left	1	1

Cantilever Arms

Item Number	Note	Part Number	Description	Quantity Per	
				Package	Assembly
25	H	1161976	Cantilever Arm Assembly w/ Arm Pad, Desk Length - Right	1	1
25	H	1161977	Cantilever Arm Assembly w/ Arm Pad, Desk Length - Left	1	1
26		1027095	Plug Button, Black (7/8")	1	1
27	I	See Note	See Footnote	1	1
28	D	1090190	Kit, Arm Pad w/ Screws and Elbow Stop, Desk Length, Urethane, Black (13" L x 3" W) (Pair)	1	1
28	D	1090191	Kit, Arm Pad w/ Screws and Elbow Stop, Full Length, Urethane, Black (17" L x 3" W) (Pair)	1	1
29	E	1117327	Kit, Arm Pad w/ Screws, Desk Length, Urethane Waterfall, Black (9" L x 2-5/8" W)	1	1
29	E	1117328	Kit, Arm Pad w/ Screws, Full Length, Urethane Waterfall, Black (13" L x 2-5/8" W)	1	1
30	F	1161974	Cantilever Arm Assembly w/ Arm Pad, Recline, Full Length - Right	1	1
30	F	1161975	Cantilever Arm Assembly w/ Arm Pad, Recline, Full Length - Left	1	1
30	G	1161978	Cantilever Arm Assembly w/ Arm Pad, Recline, Desk Length - Right	1	1
30	G	1161979	Cantilever Arm Assembly w/ Arm Pad, Recline, Desk Length - Left	1	1
NOTE: A - Includes items 2-12. B - Includes items 19-24. C - Includes items 13-16, 26 and 27. D - Includes items 14 and 17. E - Includes items 14 and 27. F - Includes items 13-17 and 26. G - Includes items 14, 16, 17 and 26. H - Includes items 14, 16, 26 and 27. I - Part not sold separately. See item 29.					

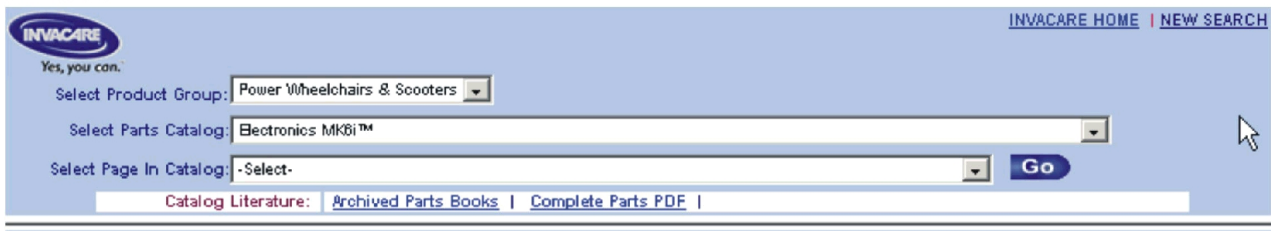
MK6i Electronics

If you are looking for **MK6i™ Electronics** introduced to the FDX™ Power Wheelchair

The parts catalog information is divided into two separate catalogs.

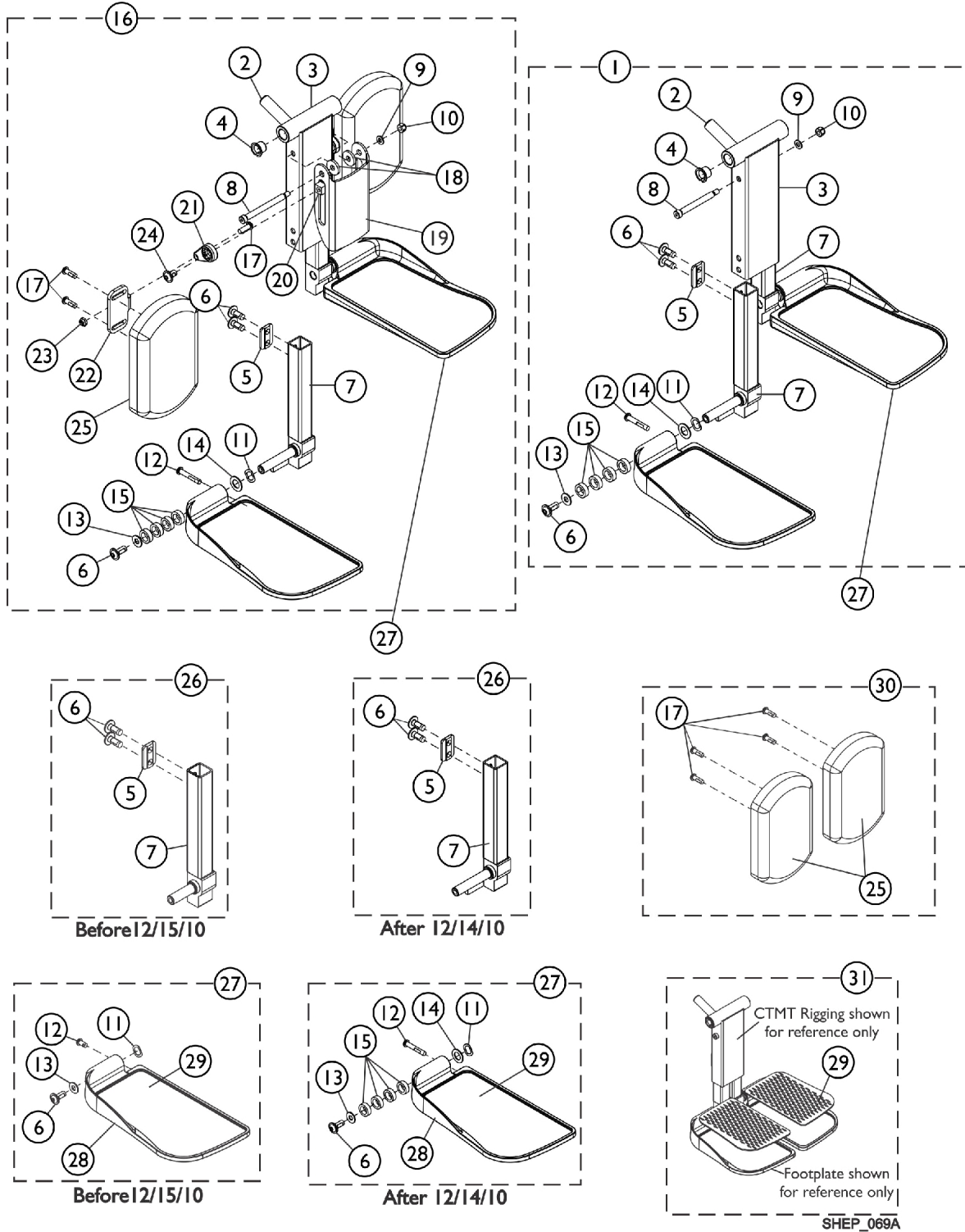
Web Page

The MK6i™ Electronics information can be found on the Invacare web page by selecting “Electronics MK6i™” in the “Select Parts Catalog” drop down menu.



The screenshot shows the Invacare website's parts catalog selection interface. At the top left is the Invacare logo with the tagline "Yes, you can.". To the right are links for "INVACARE HOME" and "NEW SEARCH". Below the logo, there are three dropdown menus: "Select Product Group:" with "Power Wheelchairs & Scooters" selected, "Select Parts Catalog:" with "Electronics MK6i™" selected, and "Select Page In Catalog:" with "-Select-" selected. A "Go" button is to the right of the third dropdown. At the bottom, there is a "Catalog Literature:" section with links for "Archived Parts Books" and "Complete Parts PDF".

Center Mount Front Rigging (CTMT-FJ/CTMT-F)



Center Mount Front Rigging (CTMT-FJ/CTMT-F)

Item Number	Note	Part Number	Description	Quantity Per	
				Package	Assembly
1	A	1121990	Kit, Center Mount Front Rigging, Junior (CTMTJ/CTMT-FJ) ASBA/ADJASBA (9-1/2" - 11" Range)	1	1
2			Rack, Center Mount Rigging Angle Adjustable	1	1
3			Support, Footrest, Center Mount, Black - Short	1	1
4			Bearing, Flange (1/2 x 13/16 x 1/2")	1	2
5			Cleat, Button Head	1	2
6			Screw, Socket, Button Head w/ Patch (5/16-18 x 3/4")	1	6
7			Tube, Extension, Footrest, Short, Black - Right	1	1
7			Tube, Extension, Footrest, Short, Black - Left	1	1
8			Screw, Shoulder Hex Socket Head (5/16" x 2-1/2", 1/4-20)	1	1
9			Washer (1/4 x 1/2 x 1/16")	1	1
10			Locknut (1/4-20)	1	1
11			NLA - Washer, Wave (17/32 x 3/4 x 1/64")	1	2
12			Screw, Socket Button Head (1/4-20 x 1-1/2")	1	2
13			Washer, Nylon (5/16 x 11/16 x 1/16")	1	2
14			Washer (1/2 x 7/8 x 3/64")	1	2
15			Spacer, Nylon (1/2 x 3/4 x 1/4")	1	8
1	A	1117262	Kit, Center Mount Front Rigging (CTMT) (CTMT-F), ASBA/ADJASBA (11" - 15" Range)	1	1
2			Rack, Center Mount Rigging Angle Adjustable	1	1
3			Support, Footrest, Center Mount, Black - Regular	1	1
4			Bearing, Flange (1/2 x 13/16 x 1/2")	1	2
5			Cleat, Button Head	1	2
6			Screw, Socket, Button Head w/ Patch (5/16-18 x 3/4")	1	6
7			Tube, Extension, Footrest, Medium, Black - Right	1	1
7			Tube, Extension, Footrest, Medium, Black - Left	1	1
8			Screw, Shoulder Hex Socket Head (5/16" x 2-1/2", 1/4-20)	1	1
9			Washer (1/4 x 1/2 x 1/16")	1	1
10			Locknut (1/4-20)	1	1
11			NLA - Washer, Wave (17/32 x 3/4 x 1/64")	1	2
12			Screw, Socket Button Head (1/4-20 x 1-1/2")	1	2
13			Washer, Nylon (5/16 x 11/16 x 1/16")	1	2
14			Washer (1/2 x 7/8 x 3/64")	1	2
15			Spacer, Nylon (1/2 x 3/4 x 1/4")	1	8
1	A	1117263	Kit, Center Mount Front Rigging (CTMT-L) (CTMT-FL), ASBA/ADJASBA (14" - 18" Range)	1	1
2			Rack, Center Mount Rigging Angle Adjustable	1	1
3			Support, Footrest, Center Mount, Black - Regular	1	1
4			Bearing, Flange (1/2 x 13/16 x 1/2")	1	2
5			Cleat, Button Head	1	2

Center Mount Front Rigging (CTMT-FJ/CTMT-F)

Item Number	Note	Part Number	Description	Quantity Per	
				Package	Assembly
6			Screw, Socket, Button Head w/ Patch (5/16-18 x 3/4")	1	6
7			Tube, Extension, Footrest, Long, Black - Right	1	1
7			Tube, Extension, Footrest, Long, Black - Left	1	1
8			Screw, Shoulder Hex Socket Head (5/16" x 2-1/2", 1/4-20)	1	1
9			Washer (1/4 x 1/2 x 1/16")	1	1
10			Locknut (1/4-20)	1	1
11			NLA - Washer, Wave (17/32 x 3/4 x 1/64")	1	2
12			Screw, Socket Button Head (1/4-20 x 1-1/2")	1	2
13			Washer, Nylon (5/16 x 11/16 x 1/16")	1	2
14			Washer (1/2 x 7/8 x 3/64")	1	2
15			Spacer, Nylon (1/2 x 3/4 x 1/4")	1	8
16	B	1161428	Kit, Center Mount Front Rigging w/Calf Pad - Short (CTMTJ/CTMT-FJ) ASBA/ADJASBA (9-1/2" - 11" Range)	1	1
2			Rack, Center Mount Rigging Angle Adjustable	1	1
3			Support, Footrest, Center Mount, Black - Short	1	1
4			Bearing, Flange (1/2 x 13/16 x 1/2")	1	2
5			Cleat, Button Head	1	2
6			Screw, Socket, Button Head w/ Patch (5/16-18 x 3/4")	1	6
7			Tube, Extension, Footrest, Short, Black - Right	1	1
7			Tube, Extension, Footrest, Short, Black - Left	1	1
8			Screw, Shoulder Hex Socket Head (5/16" x 3", 1/4-20)	1	1
9			Washer (1/4 x 1/2 x 1/16")	1	1
10			Locknut (1/4-20)	1	1
11			NLA - Washer, Wave (17/32 x 3/4 x 1/64")	1	2
12			Screw, Socket Button Head (1/4-20 x 1-1/2")	1	2
13			Washer, Nylon (5/16 x 11/16 x 1/16")	1	2
14			Washer (1/2 x 7/8 x 3/64")	1	2
15			Spacer, Nylon (1/2 x 3/4 x 1/4")	1	8
17			Screw, Socket Button Head w/ Patch (1/4-20 x 3/4")	1	6
18			Washer, Nylon (5/16 x 7/8 x 1/8")	1	2
19			Bracket, Calf Pad, Black	1	1
20			Nut, T (5/16-18)	1	2
21			Adjuster, Calf Pad	1	2
22			Bracket, Mounting, Calf Pad	1	2
23			Locknut (1/4-20)	1	2
24			Screw, Socket, Button Head w/ Patch (5/16-18 x 1/2")	1	2
25			Pad, Calf (4-1/2" W x 7-1/4" L)	1	2

Center Mount Front Rigging (CTMT-FJ/CTMT-F)

Item Number	Note	Part Number	Description	Quantity Per	
				Package	Assembly
16	B	1161429	Kit, Center Mount Front Rigging w/Calf Pad - Medium (CTMT) (CTMT-F), ASBA/ADJASBA (11" - 15" Range)	1	1
2			Rack, Center Mount Rigging Angle Adjustable	1	1
3			Support, Footrest, Center Mount, Black - Regular	1	1
4			Bearing, Flange (1/2 x 13/16 x 1/2")	1	2
5			Cleat, Button Head	1	2
6			Screw, Socket, Button Head w/ Patch (5/16-18 x 3/4")	1	6
7			Tube, Extension, Footrest, Medium, Black - Right	1	1
7			Tube, Extension, Footrest, Medium, Black - Left	1	1
8			Screw, Shoulder Hex Socket Head (5/16" x 3", 1/4-20)	1	1
9			Washer (1/4 x 1/2 x 1/16")	1	1
10			Locknut (1/4-20)	1	1
11			NLA - Washer, Wave (17/32 x 3/4 x 1/64")	1	2
12			Screw, Socket Button Head (1/4-20 x 1-1/2")	1	2
13			Washer, Nylon (5/16 x 11/16 x 1/16")	1	2
14			Washer (1/2 x 7/8 x 3/64")	1	2
15			Spacer, Nylon (1/2 x 3/4 x 1/4")	1	8
17			Screw, Socket Button Head w/ Patch (1/4-20 x 3/4")	1	6
18			Washer, Nylon (5/16 x 7/8 x 1/8")	1	2
19			Bracket, Calf Pad, Black	1	1
20			Nut, T (5/16-18)	1	2
21			Adjuster, Calf Pad	1	2
22			Bracket, Mounting, Calf Pad	1	2
23			Locknut (1/4-20)	1	2
24			Screw, Socket, Button Head w/ Patch (5/16-18 x 1/2")	1	2
25			Pad, Calf (4-1/2" W x 7-1/4" L)	1	2
16	B	1161430	Kit, Center Mount Front Rigging w/Calf Pad - Long (CTMT-L) (CTMT-FL), ASBA/ADJASBA (14" - 18" Range)	1	1
2			Rack, Center Mount Rigging Angle Adjustable	1	1
3			Support, Footrest, Center Mount, Black - Regular	1	1
4			Bearing, Flange (1/2 x 13/16 x 1/2")	1	2
5			Cleat, Button Head	1	2
6			Screw, Socket, Button Head w/ Patch (5/16-18 x 3/4")	1	6
7			Tube, Extension, Footrest, Long, Black - Right	1	1
7			Tube, Extension, Footrest, Long, Black - Left	1	1
8			Screw, Shoulder Hex Socket Head (5/16" x 3", 1/4-20)	1	1
9			Washer (1/4 x 1/2 x 1/16")	1	1

Center Mount Front Rigging (CTMT-FJ/CTMT-F)

Item Number	Note	Part Number	Description	Quantity Per	
				Package	Assembly
10			Locknut (1/4-20)	1	1
11			NLA - Washer, Wave (17/32 x 3/4 x 1/64")	1	2
12			Screw, Socket Button Head (1/4-20 x 1-1/2")	1	2
13			Washer, Nylon (5/16 x 11/16 x 1/16")	1	2
14			Washer (1/2 x 7/8 x 3/64")	1	2
15			Spacer, Nylon (1/2 x 3/4 x 1/4")	1	8
17			Screw, Socket Button Head w/ Patch (1/4-20 x 3/4")	1	6
18			Washer, Nylon (5/16 x 7/8 x 1/8")	1	2
19			Bracket, Calf Pad, Black	1	1
20			Nut, T (5/16-18)	1	2
21			Adjuster, Calf Pad	1	2
22			Bracket, Mounting, Calf Pad	1	2
23			Locknut (1/4-20)	1	2
24			Screw, Socket, Button Head w/ Patch (5/16-18 x 1/2")	1	2
25			Pad, Calf (4-1/2" W x 7-1/4" L)	1	2
26	G	See Chart	#26 Extension Tube Kits Before 12/15/10	1	1
26		See Chart	#26 Extension Tube Kits After 12/14/10	1	1
27	G	See Chart	#27 Footplate Kits Before 12/15/10	1	1
27		See Chart	#27 Footplate Kits After 12/14/10	1	1
30	C	1163373	Kit, Calf Pad (Pair)	1	1
17			Screw, Socket Button Head w/ Patch (1/4-20 x 3/4")	1	4
25			Pad, Calf (4-1/2" W x 7-1/4" L)	1	2
31	D	1163374	Kit, Footrest Pad - Small (Pair)	1	1
29			Pad, Footplate, Small - Right	1	1
29			Pad, Footplate, Small - Left	1	1
31	D	1163375	Kit, Footrest Pad - Medium (Pair)	1	1
29			Pad, Footplate, Medium - Right	1	1
29			Pad, Footplate, Medium - Left	1	1
31	D	1163376	Kit, Footrest Pad - Large (Pair)	1	1
29			Pad, Footplate, Large - Right	1	1
29			Pad, Footplate, Large - Left	1	1
	E	1165505	Kit, Hardware, Calf Pad Adjustment	1	1
17			Screw, Socket Button Head w/ Patch (1/4-20 x 3/4")	1	2
20			Nut, T (5/16-18)	1	2
21			Adjuster, Calf Pad	1	2
22			Bracket, Mounting, Calf Pad	1	2
23			Locknut (1/4-20)	1	2
24			Screw, Socket, Button Head w/ Patch (5/16-18 x 1/2")	1	2
	F	1165506	Kit, Bracket, Calf Pad Mounting w/ Hardware	1	1
8			Screw, Shoulder Hex Socket Head (5/16" x 3", 1/4-20)	1	1
9			Washer (1/4 x 1/2 x 1/16")	1	1

Center Mount Front Rigging (CTMT-FJ/CTMT-F)

Item Number	Note	Part Number	Description	Quantity Per	
				Package	Assembly
10			Locknut (1/4-20)	1	1
18			Washer, Nylon (5/16 x 7/8 x 1/8")	1	2
19			Bracket, Calf Pad, Black	1	1
NOTE: A - Includes items 2-15. As of 12/15/10 item #1 was revised to accommodate adjustable width footplate hardware. If footplates are needed see item #27. B - Includes items 2-15 and 17-25. As of 12/15/10 item #16 was revised to accommodate adjustable width footplate hardware. If footplates are needed see item #27. C - Includes items 17 and 25. D - Includes a pair of item 29. E - Not shown. Includes items 17 and 20-24. F - Not shown. Includes items 8-10, 18 and 19. G - Chairs built before 12/15/10 will require items 26 and 27 in order to convert to the new CTMT Front Rigging design.					

Center Mount Front Rigging (CTMT-FJ/CTMT-F)

#26 Extension Tube Kits Before 12/15/10

Front Rigging Side	Short 9-1/2" - 11" Range	Medium 11" - 15" Range	Long 14" - 18" Range
Right	1161984 See Note(s) A	1161986 See Note(s) A	1169821-NLA See Note(s) A
Left	1161985 See Note(s) A	1161987 See Note(s) A	1169822-NLA See Note(s) A

NOTE: A - Includes items 5-7. The Extension Tube Kits are used for non-adjustable width footplate hardware only.

#26 Extension Tube Kits After 12/14/10

Front Rigging Side	Short 9-1/2" - 11" Range	Medium 11" - 15" Range	Long 14" - 18" Range
Right	1170677 See Note(s) A	1170679 See Note(s) A	1170681 See Note(s) A
Left	1170678 See Note(s) A	1170680 See Note(s) A	1170682 See Note(s) A

NOTE: A - Includes items 5-7. The Extension Tube Kits are used for adjustable width footplate hardware only.

Center Mount Front Rigging (CTMT-FJ/CTMT-F)

#27 Footplate Kits Before 12/15/10

Footplate Side	Small 5-1/4" W x 7-1/2" L	Medium 5-1/2" W x 9-1/2" L	Large 5-7/8" W x 11-1/2" L
Right	1161988 See Note(s) A	1161990 See Note(s) A	1161992 See Note(s) A
Left	1161989 See Note(s) A	1161991 See Note(s) A	1161993 See Note(s) A

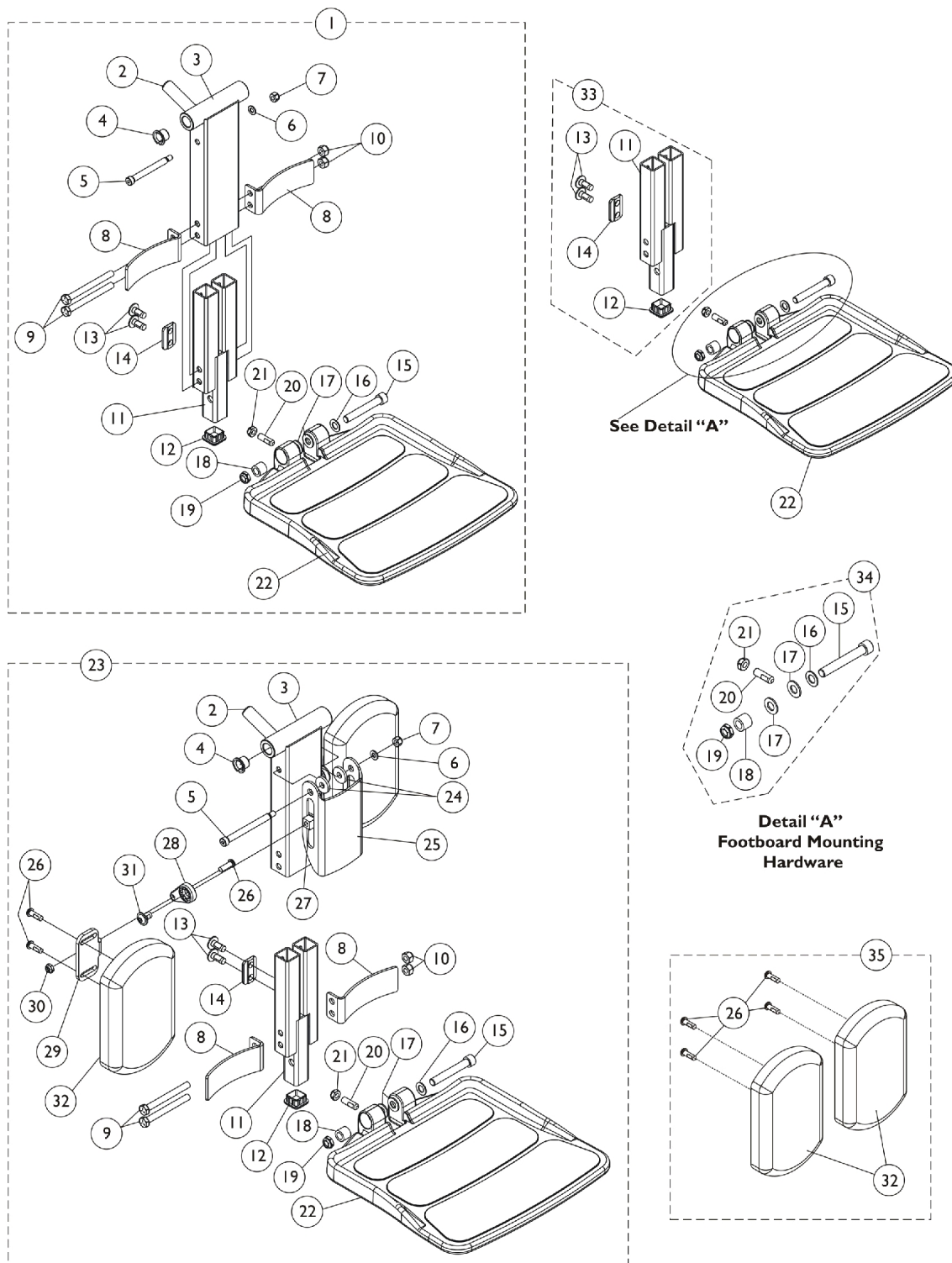
NOTE: A - Includes items 10-13 and 16-18. The footplate mounting hardware included is for non-adjustable width only.

#27 Footplate Kits After 12/14/10

Footplate Side	Small 5-1/4" W x 7-1/2" L	Medium 5-1/2" W x 9-1/2" L	Large 5-7/8" W x 11-1/2" L
Right	1170683 See Note(s) A	1170685 See Note(s) A	1170687 See Note(s) A
Left	1170684 See Note(s) A	1170686 See Note(s) A	1170688 See Note(s) A

NOTE: A - Includes items 10-18 and the Adjustable Width Footplate Instruction Sheet (Not Shown). The footplate mounting hardware included is for adjustable width only.

Center Mount Rigging (CTMT-F with CTMTFB One PC Flip-Up Footboard) (CTMT-F = 11" - 15" Range)



Center Mount Rigging (CTMT-F with CTMTFB One PC Flip-Up Footboard) (CTMT-F = 11" - 15" Range)

Item Number	Note	Part Number	Description	Quantity Per	
				Package	Assembly
1	A	1165388	Center Mount Front Rigging w/ One PC Footboard (11" - 15" Range)	1	1
2			Rack, Center Mount Rigging Angle Adjustable	1	1
3			Support, Footrest, Center Mount, Black - Regular	1	1
4			Bearing, Flange (1/2 x 13/16 x 1/2")	1	2
5			Screw, Shoulder Hex Socket Head (5/16" x 2-1/2", 1/4-20)	1	1
6			Washer (1/4 x 1/2 x 1/16")	1	1
7			Locknut (1/4-20)	1	1
8			Bracket, Heel Stop, Black	1	2
9			NLA - Screw, Hex Head (5/16-18 x 3-1/4")	1	2
10			Locknut (5/16-18)	1	2
11			Footboard Extension Assembly, Black (11" - 15" Range)	1	1
12			Plug Button, Black (1" Square)	1	1
13			Screw, Socket, Button Head w/ Patch (5/16-18 x 3/4")	1	4
14			Cleat, Button Head	1	2
15			Screw, Socket Head (3/8-16 x 2-1/2")	1	1
16			Washer, Flat (3/8 x 11/16 x 1/16")	1	1
17			Washer, Nylon (3/8 x 3/4 x 1/16")	1	2
18			Bushing (3/8 x 5/8 x 1/2")	1	1
19			Locknut, Low Profile (3/8-16)	1	1
20			Screw, Set Socket Flat Point (5/16-18 x 1")	1	1
21			Locknut (5/16-18)	1	1
22			Footboard w/ Cover (11-1/4" W x 11-1/2" L)	1	1
23	B	1165389	Center Mount Front Rigging w/ One PC Footboard & Calf Pads (11" - 15" Range)	1	1
2			Rack, Center Mount Rigging Angle Adjustable	1	1
3			Support, Footrest, Center Mount, Black - Regular	1	1
4			Bearing, Flange (1/2 x 13/16 x 1/2")	1	2
5			Screw, Shoulder Hex Socket Head (5/16" x 3", 1/4-20)	1	1
6			Washer (1/4 x 1/2 x 1/16")	1	1
7			Locknut (1/4-20)	1	1
8			Bracket, Heel Stop, Black	1	2
9			NLA - Screw, Hex Head (5/16-18 x 3")	1	2
10			Locknut (5/16-18)	1	2
11			Footboard Extension Assembly, Black (11" - 15" Range)	1	1
12			Plug Button, Black (1" Square)	1	1
13			Screw, Socket, Button Head w/ Patch (5/16-18 x 3/4")	1	4

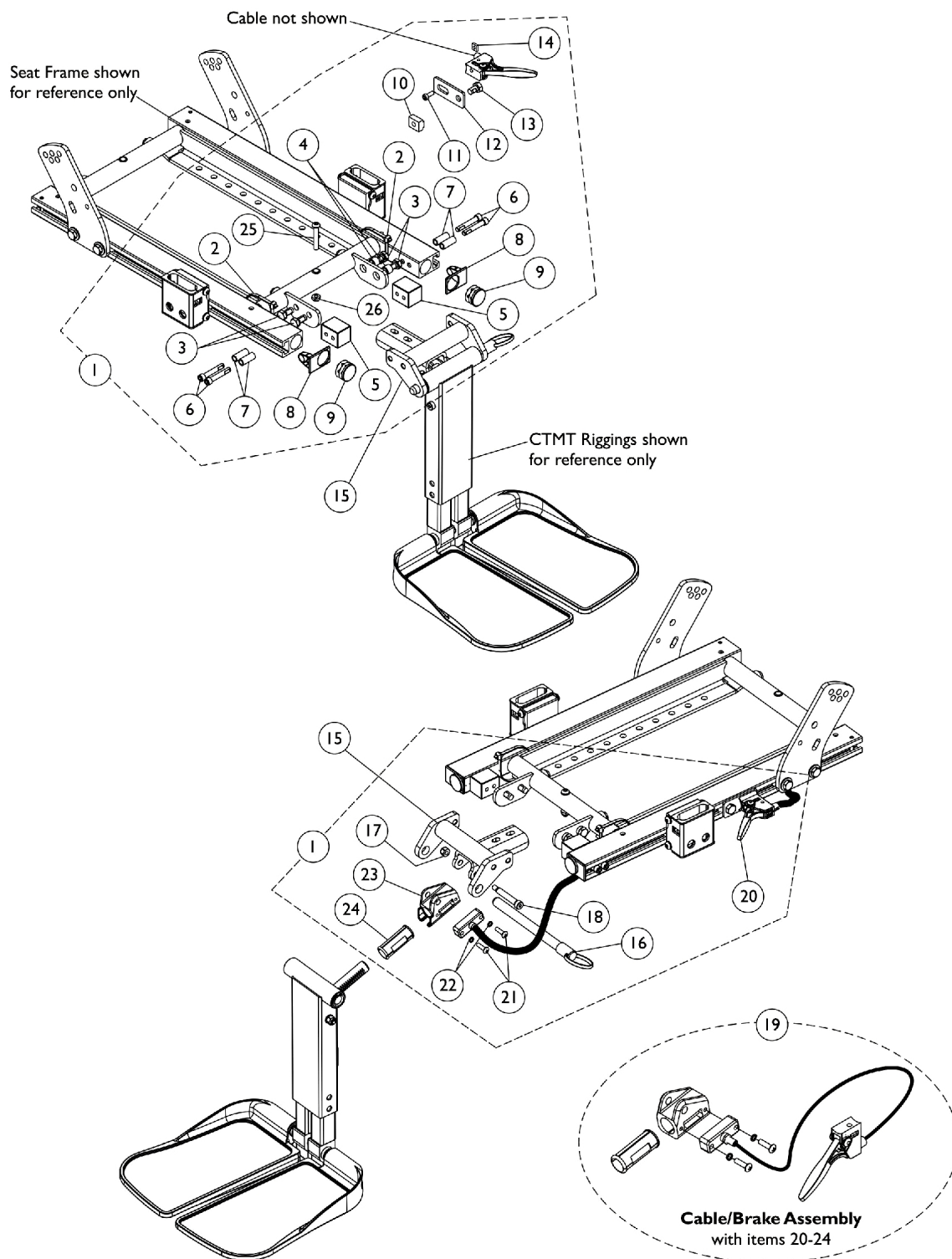
Center Mount Rigging (CTMT-F with CTMTFB One PC Flip-Up Footboard) (CTMT-F = 11" - 15" Range)

Item Number	Note	Part Number	Description	Quantity Per	
				Package	Assembly
14			Cleat, Button Head	1	2
15			Screw, Socket Head (3/8-16 x 2-1/2")	1	1
16			Washer, Flat (3/8 x 11/16 x 1/16")	1	1
17			Washer, Nylon (3/8 x 3/4 x 1/16")	1	2
18			Bushing (3/8 x 5/8 x 1/2")	1	1
19			Locknut, Low Profile (3/8-16)	1	1
20			Screw, Set Socket Flat Point (5/16-18 x 1")	1	1
21			Locknut (5/16-18)	1	1
22			Footboard w/ Cover (11-1/4" W x 11-1/2" L)	1	1
24			Washer, Nylon (5/16 x 7/8 x 1/8")	1	2
25			Bracket, Calf Pad, Black	1	1
26			Screw, Socket Button Head w/ Patch (1/4-20 x 3/4")	1	6
27			Nut, T (5/16-18)	1	2
28			Adjuster, Calf Pad	1	2
29			Bracket, Mounting, Calf Pad	1	2
30			Locknut (1/4-20)	1	2
31			Screw, Socket, Button Head w/ Patch (5/16-18 x 1/2")	1	2
32			Pad, Calf (4-1/2" W x 7-1/4" L)	1	2
33	C	1166067	Kit, Footboard Extension Assembly (11" - 15" Range)	1	1
11			Footboard Extension Assembly, Black (11" - 15" Range)	1	1
12			Plug Button, Black (1" Square)	1	1
13			Screw, Socket, Button Head w/ Patch (5/16-18 x 3/4")	1	4
14			Cleat, Button Head	1	2
34	D	1147134	Kit, Footboard Mounting Hardware	1	1
15			Screw, Socket Head (3/8-16 x 2-1/2")	1	1
16			Washer, Flat (3/8 x 11/16 x 1/16")	1	1
17			Washer, Nylon (3/8 x 3/4 x 1/16")	1	2
18			Bushing (3/8 x 5/8 x 1/2")	1	1
19			Locknut, Low Profile (3/8-16)	1	1
20			Screw, Set Socket Flat Point (5/16-18 x 1")	1	1
21			Locknut (5/16-18)	1	1
22		1114311	Footboard w/ Cover (11-1/4" W x 11-1/2" L)	1	1
35	E	1163373	Kit, Calf Pad (Pair)	1	1
26			Pad, Calf (4-1/2" W x 7-1/4" L)	1	2
32			Screw, Socket Button Head w/ Patch (1/4-20 x 3/4")	1	4
	F	1165506	Kit, Bracket, Calf Pad Mounting w/ Hardware	1	1
5			Screw, Shoulder Hex Socket Head (5/16" x 3", 1/4-20)	1	1
6			Washer (1/4 x 1/2 x 1/16")	1	1

Center Mount Rigging (CTMT-F with CTMTFB One PC Flip-Up Footboard) (CTMT-F = 11" - 15" Range)

Item Number	Note	Part Number	Description	Quantity Per	
				Package	Assembly
7	G	1165505	Locknut (1/4-20)	1	1
24			Washer, Nylon (5/16 x 7/8 x 1/8")	1	2
25			Bracket, Calf Pad, Black	1	1
			Kit, Hardware, Calf Pad Adjustment	1	1
26			Screw, Socket Button Head w/ Patch (1/4-20 x 3/4")	1	2
27			Nut, T (5/16-18)	1	2
28			Adjuster, Calf Pad	1	2
29			Bracket, Mounting, Calf Pad	1	2
30			Locknut (1/4-20)	1	2
31			Screw, Socket, Button Head w/ Patch (5/16-18 x 1/2")	1	2
NOTE: A - Includes items 2-22 B - Includes items 2-22 and 24-32 C - Includes items 11-14 D - Includes items 15-21 E - Includes items 26 and 32 F - Not shown. Includes items 5-7, 24 and 25 G - Not shown. Includes items 26-31					

Center Mount Rigging Mounting Hardware (CTMT-F/CTMT-FJ) (12" - 22" Wide) Chairs with ADJASBA Seats

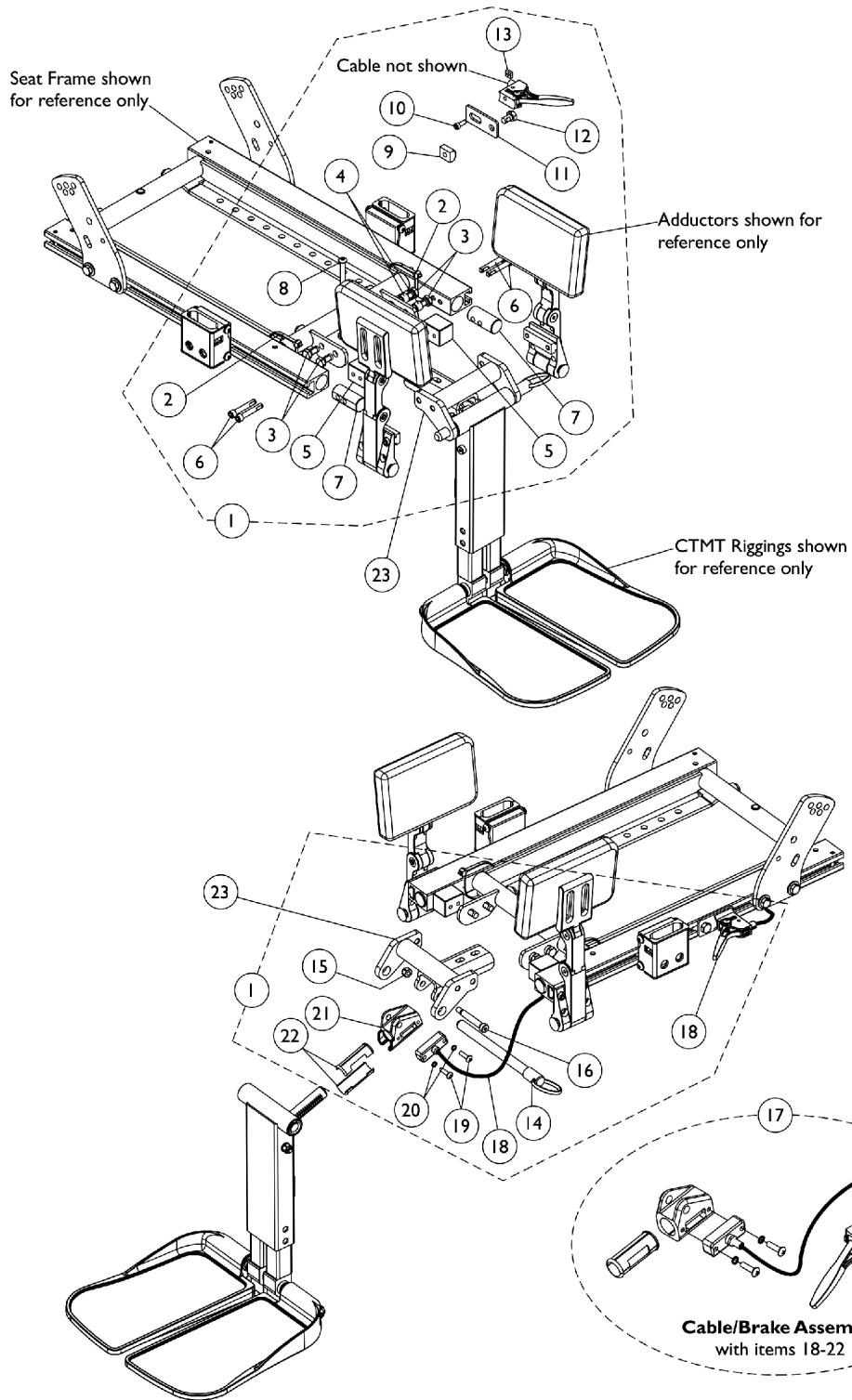


Center Mount Rigging Mounting Hardware (CTMT-F/CTMT-FJ) (12" - 22" Wide) Chairs with ADJASBA Seats

Item Number	Note	Part Number	Description	Quantity Per	
				Package	Assembly
1	A	1168548	Kit, CTMT-F/CTMT-FL/CTMT-FJ Center Mount	1	1
2			Riggings Mounting Hardware		
3			Tie Wrap (11-1/2" L)	1	2
4			Screw, Hex Head w/ Patch (5/16-18 x 5/8")	1	4
5			Spacer (5/16 x 7/16 x 3/8")	1	2
6			Block, Threaded	1	2
7			Screw, Socket Head Cap w/ Patch (1/4-20 x 1-1/2")	1	4
8			Spacer (1/4 x 3/8 x 29/32")	1	4
9			Cap, End, Side Rail, Black	1	2
10			Plug Button, Black (1")	1	2
11			T-Nut (5/16-18)	1	1
12			NLA - Screw, Socket Head (#10-32 x 1/2")	1	1
13			Bracket, Release Handle Mounting, Black	1	1
14			NLA - Screw, Hex Head w/ Patch (5/16-18 x 1/2")	1	1
16			Nut, Square (#10-32)	1	1
17			NLA - Pin, Quick Release (5" Long)	1	1
18			Locknut (1/4-20)	1	1
20			Screw, Shoulder Hex Socket Head (5/16" x 1-5/8", 1/4-20)	1	1
21	B	1163027	Cable/Brake Assembly	1	1
22			Screw, Phillips Pan Head (#10-32 x 11/16")	1	2
23			NLA - Washer, Lock (3/16 x 5/16 x 1/32")	1	2
24			Housing, Ratchet	1	1
25			Bearing, Glide	1	2
26			Screw, Socket Button Head (1/4-20 x 1-1/2")	1	1
15			Locknut (1/4-20)	1	1
15		1163029	Support, Center Mount Rigging, Black (12" - 19" D)	1	1
19		1121079	Support, Center Mount Rigging, Long, Black (19" - 22" D)	1	1
20		1113622	Cable/Brake Assembly w/ Ratchet Housing and Glide Bearing	1	1
21		40163X008	Cable/Brake Assembly	1	1
22		1028527-NLA	Screw, Phillips Pan Head (#10-32 x 11/16")	1	2
23		1113389	NLA - Washer, Lock (3/16 x 5/16 x 1/32")	1	2
24		1113383	Housing, Ratchet	1	1
			Bearing, Glide	1	2

NOTE: A - Includes items 2-14, 16-18 and 20-26
B - Includes items 20-24

Center Mount Rigging w/ Adductors Mounting Hardware (CTMT-F/CTMT-FJ) (12" - 22" Wide) Chairs with ADJASBA Seats



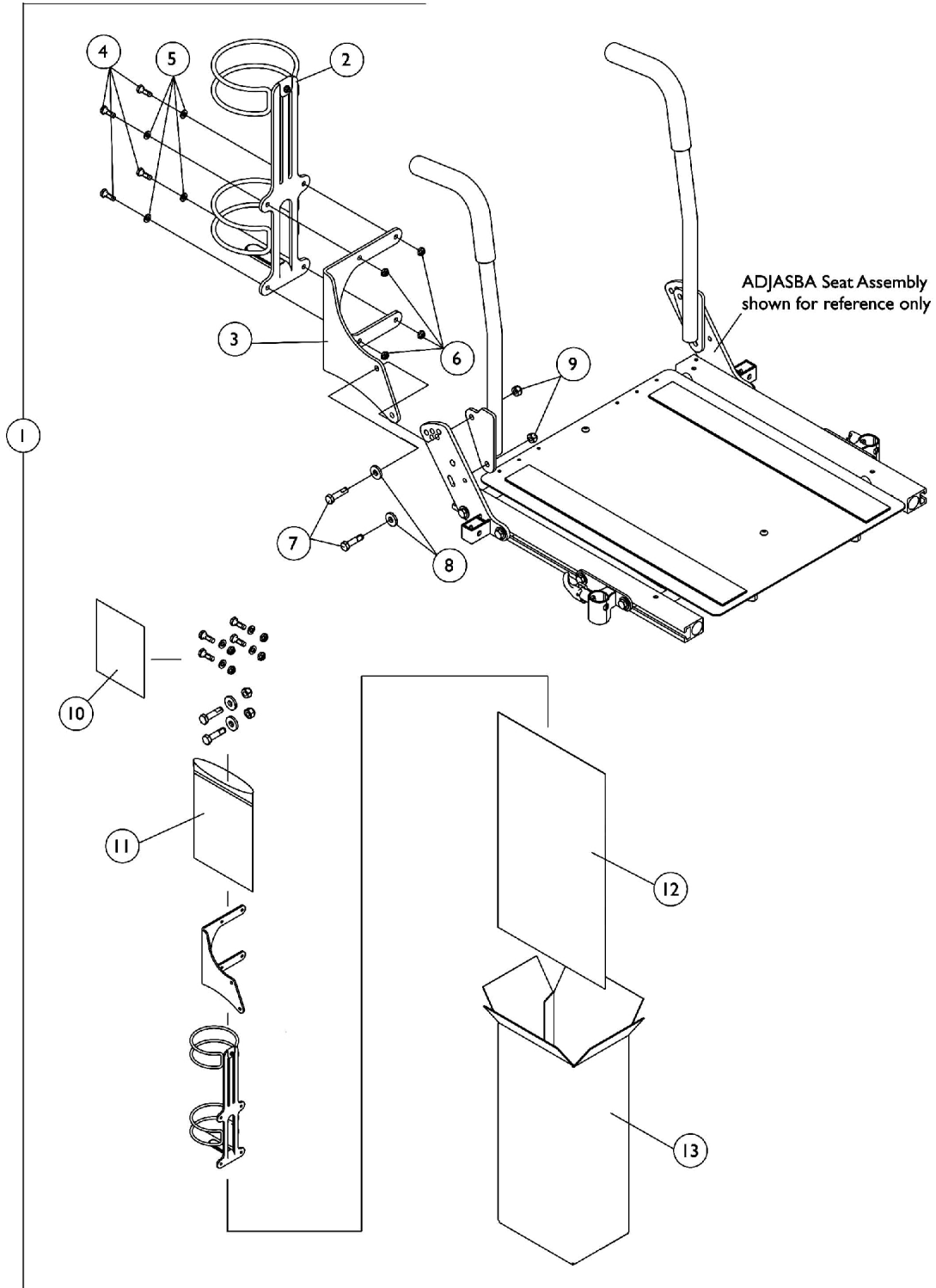
Center Mount Rigging w/ Adductors Mounting Hardware (CTMT-F/CTMT-FJ) (12" - 22" Wide) Chairs with ADJASBA Seats

Item Number	Note	Part Number	Description	Quantity Per	
				Package	Assembly
1	A	1169214-NLA	NLA - Kit, CTMT-F/CTMT-FL/CTMT-FJ Center Mount Riggings w/ Adductors Mounting Hardware	1	1
2			Tie Wrap (11-1/2" L)	1	2
3			Screw, Hex Head w/ Patch (5/16-18 x 5/8")	1	4
4			Spacer (5/16 x 7/16 x 3/8")	1	2
5			Block, Threaded	1	2
6			Screw, Socket Head Cap w/ Patch (1/4-20 x 1-1/2")	1	4
7			Plug, Support	1	2
8			Screw, Socket Button Head (1/4-20 x 1-1/2")	1	1
9			T-Nut (5/16-18)	1	1
10			NLA - Screw, Socket Head (#10-32 x 1/2")	1	1
11			Bracket, Release Handle Mounting, Black	1	1
12			NLA - Screw, Hex Head w/ Patch (5/16-18 x 1/2")	1	1
13			Nut, Square (#10-32)	1	1
14			NLA - Pin, Quick Release (5" Long)	1	1
15			Locknut (1/4-20)	1	1
16			Screw, Shoulder Hex Socket Head (5/16" x 1-5/8", 1/4-20)	1	1
18	B	1121079	Cable/Brake Assembly	1	1
19			Screw, Phillips Pan Head (#10-32 x 11/16")	1	2
20			NLA - Washer, Lock (3/16 x 5/16 x 1/32")	1	2
21			Housing, Ratchet	1	1
22			Bearing, Glide	1	2
17			Cable/Brake Assembly w/ Ratchet Housing and Glide Bearing	1	1
18		1113622	Cable/Brake Assembly	1	1
19		40163X008	Screw, Phillips Pan Head (#10-32 x 11/16")	1	2
20		1028527-NLA	NLA - Washer, Lock (3/16 x 5/16 x 1/32")	1	2
21		1113389	Housing, Ratchet	1	1
22		1113383	Bearing, Glide	1	2
23		1163027	Support, Center Mount Rigging, Black (12" - 19" D)	1	1
23		1163029	Support, Center Mount Rigging, Long, Black (19" - 22" D)	1	1

NOTE: A - Includes items 2-16 and 18-22.
B - Includes items 18-22.

Oxygen Holder Assembly Kit

NOTE: Oxygen holder is not available on recliner options and the 12" - 16" wide ADJASBA Seat Frame



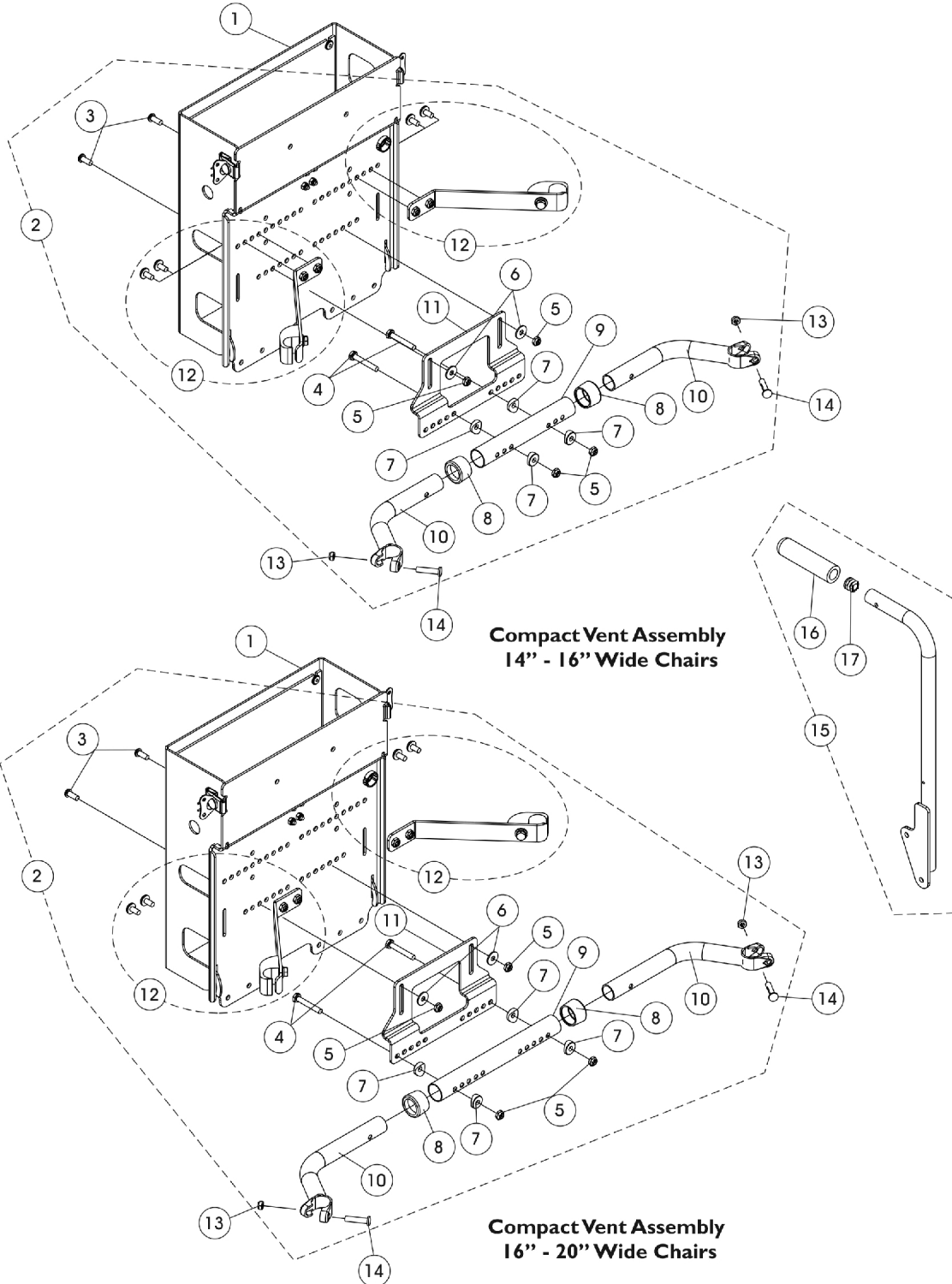
Oxygen Holder Assembly Kit

NOTE: Oxygen holder is not available on recliner options and the 12" - 16" wide ADJASBA Seat Frame

Item Number	Note	Part Number	Description	Quantity Per	
				Package	Assembly
1	A	1135504	Kit, Oxygen Holder Assembly For ADJASBA Seats	1	1
2			Holder, Oxygen	1	1
3			Bracket, Oxygen Holder (ASBA and ADJASBA Seats)	1	1
4			Screw, Hex Head w/ Patch (1/4-20 x 3/4")	1	4
5			Washer (1/4 x 1/2 x 1/16")	1	4
6			Locknut (1/4-20)	1	4
7			Screw, Hex Head w/ Patch (5/16-18 x 1-1/4")	1	2
8			Washer, Flat (21/64 x 53/64 x 7/64")	1	2
9			Locknut (5/16-18)	1	2
10			Instruction Sheet, Oxygen Holder For ADJASBA Seats	1	1
11			NLA - Bag, Poly Zip-Lip (8-3/4" L x 6" W)	1	1
12			NLA - Bag, Poly (26" L x 15" W)	1	1
13			NLA - Carton, Shipper	1	1
NOTE: A - Includes items 2-13					

Compact Vent Assembly

NOTE: When ordering a Compact Vent Assembly for first time installation in the field, call Invacare Corporation at 1-800-333-6900. Request Customer Service to review and reference "SPECIAL QUOTE #SM-091118102342" to ensure that all additional parts (not shown) and installation instruction sheet are shipped. Wheelchair serial number is required. Components shown are for wheelchairs originally ordered with a compact vent and solid back.



Compact Vent Assembly

NOTE: When ordering a Compact Vent Assembly for first time installation in the field, call Invacare Corporation at 1-800-333-6900. Request Customer Service to review and reference "SPECIAL QUOTE #SM-091118102342" to ensure that all additional parts (not shown) and installation instruction sheet are shipped. Wheelchair serial number is required. Components shown are for wheelchairs originally ordered with a compact vent and solid back.

Item Number	Note	Part Number	Description	Quantity Per	
				Package	Assembly
1	A	1162939	Compact Vent Assembly	1	1
2	B	1154127	NLA - Kit, Compact Vent Mounting Hardware (14 - 16" Wide)	1	1
3			Screw, Socket Button Head (1/4-20 x 5/8")	1	2
4			Screw, Hex Head (1/4-20 x 1-5/8")	1	2
5			Locknut (1/4-20)	1	4
6			Washer (1/4 x 23/32 x 1/16")	1	2
7			Spacer, Coved (1/4 x 11/16 x 1/2")	1	4
8			Anti-Rattle (1")	1	2
9			Tube, Spreader Bar, Adjustable (14 - 16" W)	1	1
10			Handle, Spreader Bar (14 - 16" W)	1	2
11			Bracket, Compact Vent Mounting, Black	1	1
12			Compact Vent Mounting Strap Assembly and Hardware (Pair)	2	1
2	C	1154128	NLA - Kit, Compact Vent Mounting Hardware (16 - 20" Wide)	1	1
3			Screw, Socket Button Head (1/4-20 x 5/8")	1	2
4			Screw, Hex Head (1/4-20 x 1-5/8")	1	2
5			Locknut (1/4-20)	1	2
6			Washer (1/4 x 23/32 x 1/16")	1	2
7			Spacer, Coved (1/4 x 11/16 x 1/2")	1	4
8			Anti-Rattle (1")	1	2
9			Tube, Spreader Bar, Adjustable, Black (16 - 20" W)	1	1
10			Handle, Spreader Bar (16 - 20" W)	1	2
11			Bracket, Compact Vent Mounting, Black	1	1
12			Compact Vent Mounting Strap Assembly and Hardware (Pair)	2	1
13		1025730	Locknut (5/16-24)	1	2
14		1031026	Screw w/ Lug (5/16-24 x 1-3/8")	1	2
15	D	1160743-NLA	NLA - Back Cane Assembly, w/ Short Grip, w/o 10 Degree Bend, Black - Right (18" H)	1	1
15	D	1160744-NLA	NLA - Back Cane Assembly, w/ Short Grip, w/o 10 Degree Bend, Black - Left (18" H)	1	1
16		1086460	Grip, Foam, Hand (4-1/2" L)	1	1
17		1134426	Package, Plug Button, Black (3/4")	10	1
	E	1154288-NLA	NLA - Instruction Sheet, Compact Vent Assembly Installation	1	1

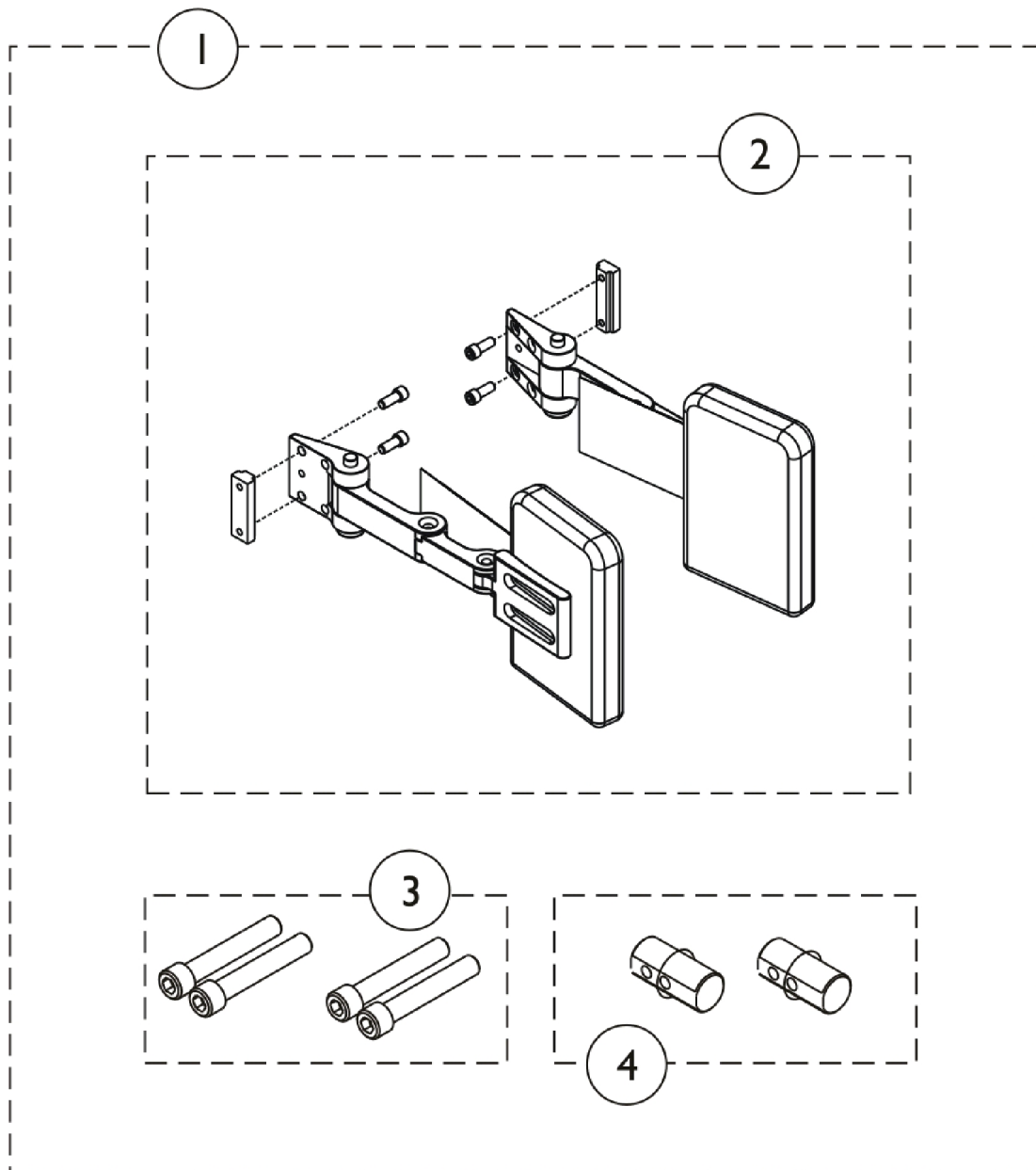
Compact Vent Assembly

NOTE: When ordering a Compact Vent Assembly for first time installation in the field, call Invacare Corporation at 1-800-333-6900. Request Customer Service to review and reference "SPECIAL QUOTE #SM-091118102342" to ensure that all additional parts (not shown) and installation instruction sheet are shipped. Wheelchair serial number is required. Components shown are for wheelchairs originally ordered with a compact vent and solid back.

NOTE: A - The Compact Vent Assembly is sold complete. individual components are non-serviceable
B - Includes items 3-12 and used for 14" - 16" wide chairs
C - Includes items 3-12 and used for 16" - 20" wide chairs
D - Includes the Back Cane and items 16 and 17. The 18" High Back Cane Assembly with short grip is used when a Compact Vent Assembly is ordered
E - Not Shown

NOTE: When item #2 Compact Vent Mounting Hardware kit is required for 20" - 22" wide chairs, order as a "SPECIAL" order.

Adductors

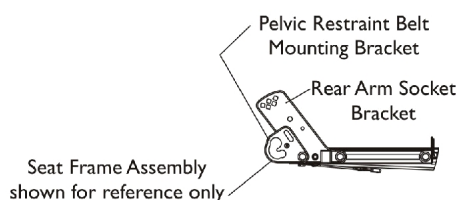
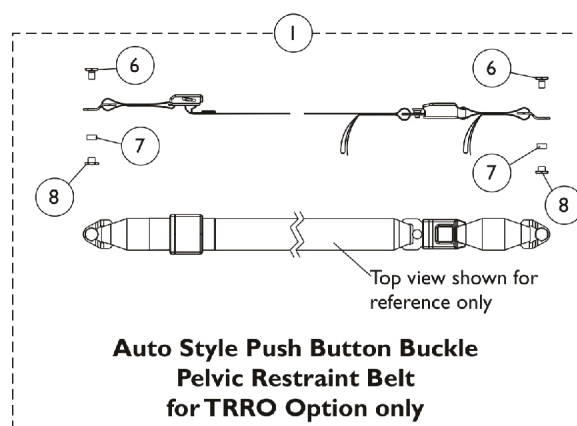
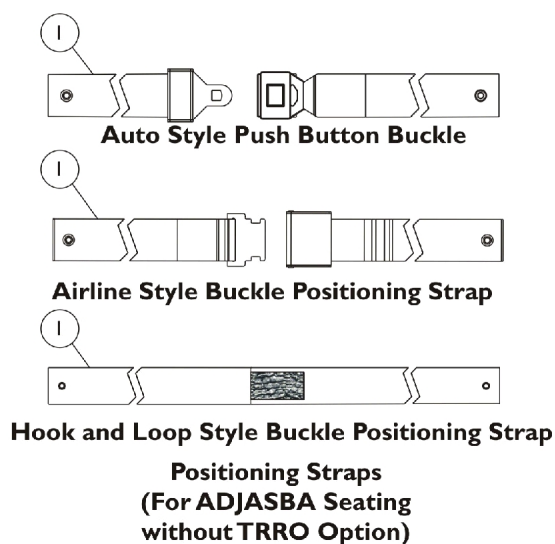


Adductors

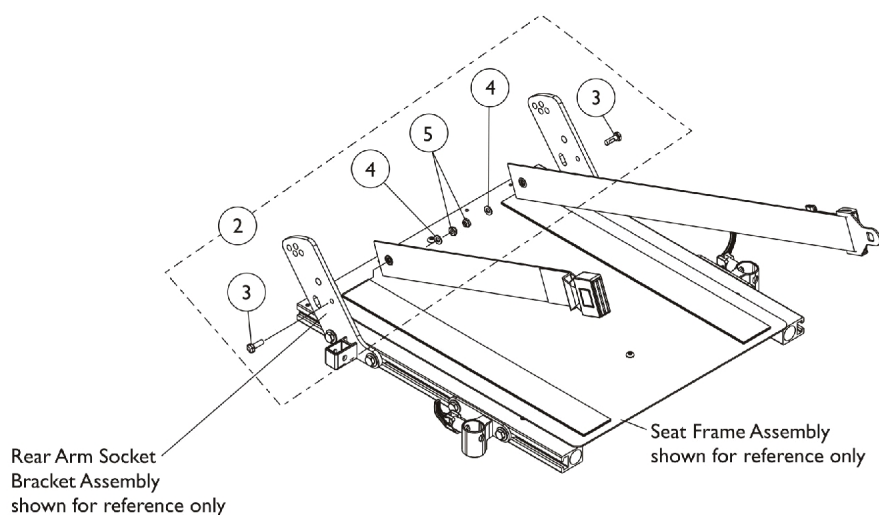
Item Number	Note	Part Number	Description	Quantity Per	
				Package	Assembly
1	A	1164876	Kit, Universal Stealth Adductor w/ Hardware Retrofit (4" W x 4" H) (Pair)	1	1
2			NLA - Adductor w/ Hardware (4" W x 4" H) (Pair)	1	1
3			Screw, Socket Head Cap w/ Patch (1/4-20 x 1-1/2")	1	4
4			Plug, Support	1	2
1	A	1164877	Kit, Universal Stealth Adductor w/ Hardware Retrofit (4" W x 6" H) (Pair)	1	1
2			NLA - Adductor w/ Hardware (4" W x 6" H) (Pair)	1	1
3			Screw, Socket Head Cap w/ Patch (1/4-20 x 1-1/2")	1	4
4			Plug, Support	1	2
NOTE: A - Includes items 2-4. Not all hardware will be used for all configurations. Parts maybe necessary depending on product configuration.					

Miscellaneous Accessories

NOTE: Chest Positioning Straps share the same hardware that attaches a Back Upholstery



**Pelvic Restraint Belt Mounting Location
(For ADJASBA Seating w/ TRRO Option)**



Miscellaneous Accessories

NOTE: Chest Positioning Straps share the same hardware that attaches a Back Upholstery

Item Number	Note	Part Number	Description	Quantity Per	
				Package	Assembly
1		See Chart	#1 Auto Style Push Button Positioning Strap	1	1
1		See Chart	#1 Airline Style Positioning Strap	1	1
1		See Chart	#1 Hook and Loop Style Positioning Strap	1	1
1	A	See Chart	#1 Pelvic Restraint Belt w/ Auto Style Buckle (TRRO Option Only)	1	1
2	B	1124385	Kit, Seat Positioning Strap Mounting Hardware (both LT & RT sides)	1	1
3			Screw, Hex Head w/ Patch (1/4-20 x 3/4")	1	2
4			Washer (1/4 x 1/2 x 1/16")	1	2
5			Locknut (1/4-20)	1	2
6		1134055-NLA	NLA - Screw, Hex Head (3/8-24 x 5/8")	1	2
7		1134054-NLA	NLA - Bushing, Nylon (1/2 x 9/16 x 9/32")	1	2
8		1134056-NLA	NLA - Nut, Barrel (3/8-24)	1	2
	C	40176X010-NLA	NLA - Pump, Tire	1	1
NOTE: A - Before ordering a replacement Pelvic Restraint Belt for TRRO Option, Please read the information provided on page titled "TRRO and TRBKTS Option Clarification Reference" page B - Includes items 3-5 C - Not Shown					

#1 Auto Style Push Button Positioning Strap

Chair Width	Part Number	Seat/Chest Positioning Strap w/ Auto Style Buckle Length (Eyelet to Eyelet)
12" - 13" Wide	1036527	33" L
14" - 19" Wide	1004310	48" L
20" - 22" Wide	1034625	61" L

#1 Airline Style Positioning Strap

Chair Width	Part Number	Seat/Chest Positioning Strap w/ Airline Style Buckle Length (Eyelet to Eyelet)
16" - 19" Wide	TAGTS1034751-NLA	46" L
20" - 22" Wide	1034752-NLA	61" L
	See Note(s) A	
NOTE: A - 1034752 Airline Buckle Style is No Longer Available. Use Auto Style part number 1034625 as a replacement.		

Miscellaneous Accessories

NOTE: Chest Positioning Straps share the same hardware that attaches a Back Upholstery

#1 Hook and Loop Style Positioning Strap

Chair Width	Part Number	Seat/Chest Positioning Strap w/ Hook and Loop Style Buckle Length (Eyelet to Eyelet)
12" - 15" Wide	1034744 See Note(s) A	45" L
16" - 22" Wide	1034745 See Note(s) A	61" L
NOTE: A - Hook and Loop Style Positioning Straps for power chairs is used for chest positioning only.		

#1 Pelvic Restraint Belt w/ Auto Style Buckle (TRRO Option Only)

Chair Width	Part Number	Pelvic Restraint Belt w/ Auto Style Buckle Length For TRRO Option Only (Bushing Hole to Bushing Hole Length)
12" - 16" Wide	1168513	37" L
16" - 22" Wide	1168514 See Note(s) A	55" L
NOTE: A - Includes the Pelvic Restraint Belt and items 8-10		

Warranty Replacement Parts

Part Number	Description	Quantity per Assembly
1123249E-NLA See Note(s) A	WARR RPLMT - Charger, Battery, 8 Amp, 115VAC (Off Board) Single Mode Round Plug w/ AC Power Line Cord, CTE Corp.	1
NOTE: A - See Category "Battery Chargers & Cables" for more information.		

Invacare Corporation

www.invacare.com



Yes, you can.

One Invacare Way
Elyria, Oh USA
44036-2125
800-333-6900

Technical Support
800-832-4707
Customer Service
800-333-6900

Literature Orders
800-333-6900

© 2022 Invacare Corporation. All rights reserved. Republication, duplication or modification in whole or in part is prohibited without prior written permission from Invacare. Trademarks are identified by ™ and ®. All trademarks are owned by or licensed to Invacare Corporation or its subsidiaries unless otherwise noted.
(Revised 11/14/22)

Form No. 10-076