

ICC - Tub 3650



Yes, you can.

Parts Catalog Usage Guide

The information contained in this document is subject to change without notice. This catalog contains service parts for Form No. 09-083. If you have any questions regarding this catalog, please contact one of our Customer Service Representatives.

**For Customer Service and Technical Support, Call:
1-800-668-2337**

**For Literature Requests, Call:
1-800-668-2337 or go to our website:
www.invacare-cc.com**

SYMBOL DEFINITION

Throughout this catalog you will notice letters to draw your attention to specific footnotes which are located at the bottom of the page or below specified charts.

Examples:

A,B,C etc. = Special Comments
NOTE: = General information pertaining to that specific page
NLA = No Longer Available

HARDWARE MEASUREMENTS

The measurements for the hardware will be listed as follows:

Screws, Bolts Diameter X Thread Count/Pitch X Length
Washers Inside Diameter X Outside Diameter X Thickness
Spacers Inside Diameter X Outside Diameter X Length

For your convenience, we have supplied an area for you to list your Invacare Representatives.




Name	Phone Numbers

© 2022 Invacare Corporation. All rights reserved. Republication, duplication or modification in whole or in part is prohibited without prior written permission from Invacare. Trademarks are identified by ™ and ®. All trademarks are owned by or licensed to Invacare Corporation or its subsidiaries unless otherwise noted.

TABLE of CONTENTS

Description	Page Number
01. Access Doors and Panels	3
02. Door Handle and Safety Latch Components	5
03. Door Hinge Assembly	7
04. Door Probe Locking Assembly	9
05. Back Flow Preventer and Drain Components	11
06. Disinfectant System Components	13
07. Whirlpool Inlet Assembly	15
08. Jet Assembly	17
09. Overflow Assembly	19
10. Pump	20
11. Mixing Valve - RADA 222	22
12. Faceplate Components	24
13. Safety Harness, Grab Bar, Legs, Trim	26
14. Shower and Tub Fill Components	27
15. Plastic Tube and Fittings	29
16. Plastic Fittings Identification	30
17. PVC Fittings and Pipes	31
18. Optional Accessories	33

Access Doors and Panels

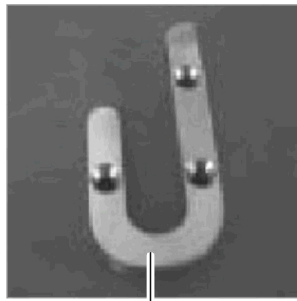


SICC_001A


Access Doors and Panels

Item Number	Note	Part Number	Description	Quantity Per	
				Package	Assembly
1		1136825-NLA	NLA - Back Access Panel	1	1
2		1136826-NLA	NLA - Top End Panel	1	1
3		1136827	Disinfectant Door	1	1
4		1136824	Door Panel	1	1
5		IHPAR9907	Washer, #8 Countersunk Finishing	1	1
6		IHPAR9908	Screw	1	1
7		1136830	Latch Assembly, Disinfectant Door	1	1
		1161794	Door Key	1	1
8		1097286	Threaded Insert (#10-24)	1	1
9		PAR9938-NLA	NLA - Screw, Phillips, Pan Head (10-24 x 1")	1	1
10		1161237-NLA	NLA - Bath Door Assembly	1	1
11		PAR5410	Hinge, Access Door	1	2


Door Handle and Safety Latch Components




1



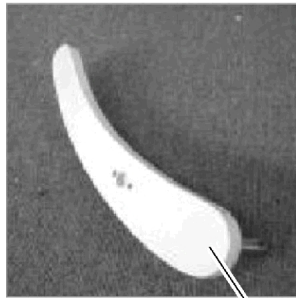
2




3



4




5




7

8

6



9



12

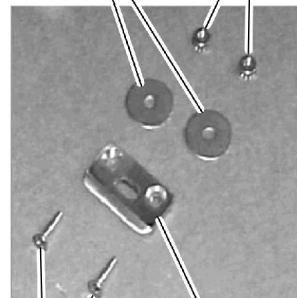
14

15

10

11

13



18

19

16


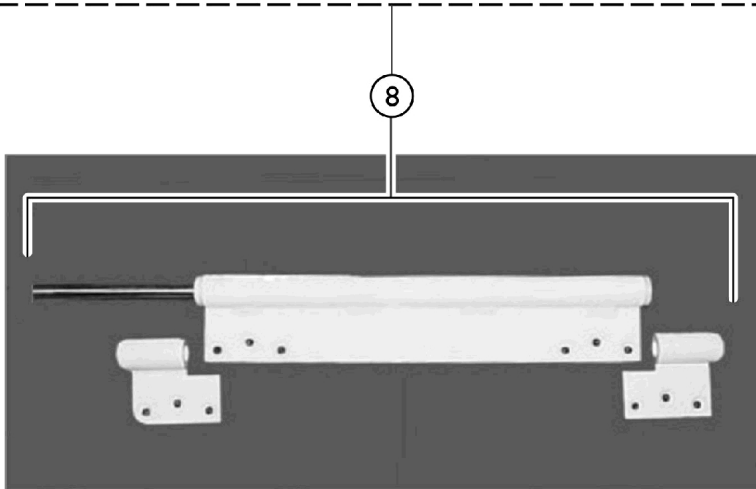

17

SICC_002A

Door Handle and Safety Latch Components

Item Number	Note	Part Number	Description	Quantity Per	
				Package	Assembly
1		1127623	Door Receiver	1	1
2		1127624	Door Stop	1	1
3		1143641	Door Seal Kit	1	1
4		TRP1036	Door Handle Grip	1	1
5		1149638	Door Handle	1	1
6		PAR9901	Bolt (5/16-18 x 1")	1	1
7		PAR9240A	Washer, Nylon	1	1
8		IHPAR3621	Bushing, Door Handle	1	1
9		1127608	Backer, Handle w/ Threaded Bushing	1	1
10		PAR3606	Knob, Safety Latch	1	1
11		PAR3601	Pin, Safety Latch	1	1
12		PAR3603B	Collar, Safety Latch	1	1
13		PAR3604	Spring, Safety Latch	1	1
14		PAR3605	Cir-Clip	1	1
15		IHPAR9911	Screw, Phillips, Flat Head (#10-24 x 3/4")	1	1
16		IHPAR9912	Screw, Phillips, Flat Head (#10-24 x 1")	1	1
17		PAR3607	Striker Plate, Safety Latch	1	1
18		IHPAR9913	Washer, Fender	1	1
19		IHPAR9910	Nut (#10-24)	1	1

Door Hinge Assembly









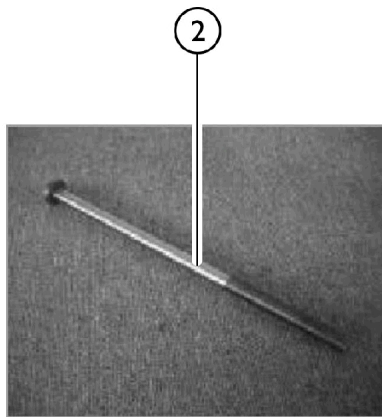

SICC_003A

Door Hinge Assembly

Item Number	Note	Part Number	Description	Quantity Per	
				Package	Assembly
1		1149636	Support, Door Lower Hinge	1	1
2		1149637	Support, Door Upper Hinge	1	1
3		1127618	Hinge Bearing, Door	1	1
4		1127619	Hinge Bushing, Door	1	2
5		1127610	Hinge Pin, Door	1	1
6		1127620	Hinge Spring, Door	1	1
7		1149641	Door Hinge Body	1	1
8	A	1146822	Kit, Door Hinge Replacement	1	1
			Hinge Pin, Door	1	1
			Hinge Bearing, Door	1	1
			Hinge Bushing, Door	1	1
			Hinge Spring, Door	1	1
			Screw, Set (#8-32 x 3/16")	1	1
			Support, Door Lower Hinge	1	1
			Support, Door Upper Hinge	1	1
			Door Hinge Body	1	1
9		1127641	Screw, Phillips, Flat Head (1/4-20 x 2")	1	12
10		PAR9918	Washer	1	12
11		PAR9916	Nut (1/4-20)	1	12

NOTE: A - This kit Includes items 1 - 11.

Door Probe Locking Assembly

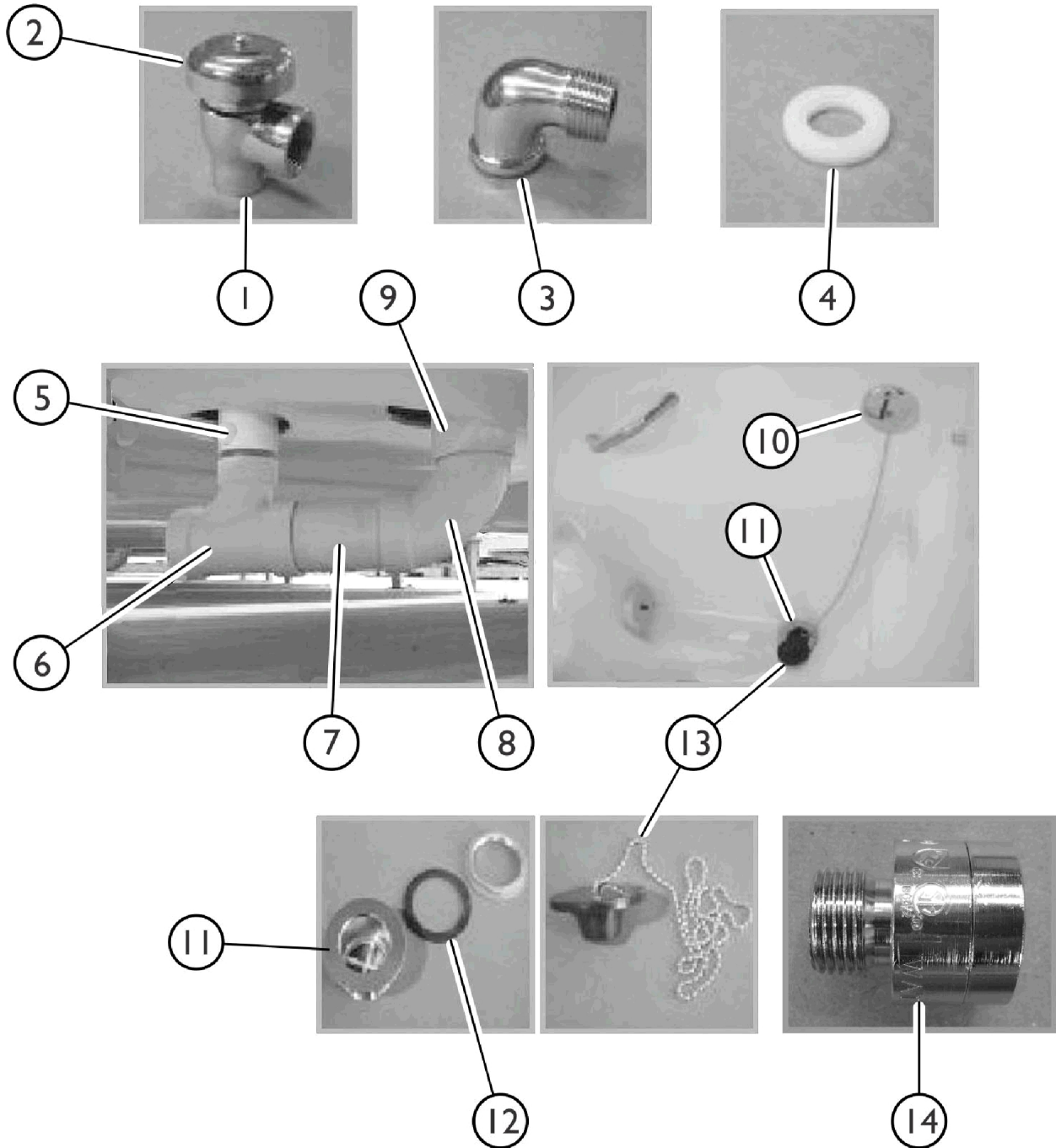


SICC_004A

Door Probe Locking Assembly

Item Number	Note	Part Number	Description	Quantity Per	
				Package	Assembly
1		1127602	Probe Stem	1	1
2		1127604-NLA	NLA - Door Probe	1	1
3		1127601	Probe Cam Assembly	1	1
4		1127603	Probe Linkage Assembly	1	1
5		PAR9240A	Washer, Nylon	1	1
6		1127617	Probe Lock Collar	1	1
7		1127607-NLA	NLA - Probe Guide	1	1
8		1127605	Probe Striker Plate	1	1

Back Flow Preventer and Drain Components




SICC_005A

Back Flow Preventer and Drain Components


Item Number	Note	Part Number	Description	Quantity Per	
				Package	Assembly
1		PAR7380AG	Back Flow Preventer - Conbraco (1/2") (One Screw in Cap)	1	1
2	A	IHPAR7383C	Bonnet	1	1
3		IHPAR7384C	Kit, Repair	1	1
4		PAR1136	Elbow, 90 Degrees - Chrome	1	1
5		PAR6160D	Washer, Nylon, Backflow Preventer and Chrome Elbow	1	1
6		IHR2430295-NL A	NLA - Elbow, 45 Degree (1-1/2") (Connects to Overflow)	1	1
7		PAR5780BC	Reducing "T", Sanitary (2 x 2 x 1-1/2")	1	1
8		PAR8081-NLA	NLA - PVC Pipe (2") (Sold by the foot)	1	1
9		PAR8082WT	Elbow, 90 Degree, Wide Turn (2")	1	1
10		PAR8083	Threaded Adapter (2") (Connects to Drain)	1	1
11	B	IHR2430051	Cover, Overflow	1	1
12		60106483-NLA	NLA - Drain Assembly (2")	1	1
13		PAR7188	Gasket	1	1
14	C	PAR9817A	Plug, Drain with Chain	1	1
		1146438	Preventer, External, Back Flow	1	1

NOTE: A - Not shown in picture.
 B - Part includes Item 13.
 C - Used on Tubs built for LA County, Wisconsin, and Oregon.

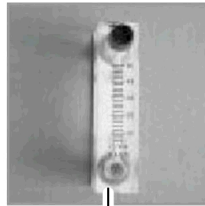
Disinfectant System Components




1




2




3




4




5



6



7




8

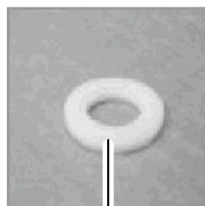
10




9




11



12



13



14

SICC_006A


Disinfectant System Components

Item Number	Note	Part Number	Description	Quantity Per	
				Package	Assembly
1	A	PAR1110C	Valve, Two Way Ball (Disinfectant on/off)	1	1
2		PAR1110	Handle, Replacement	1	1
3		PAR1108	Metering Valve	1	1
4		IHPAR1106	Metering Valve Replacement Knob	1	1
5		PAR5673	Check Valve (1/4" FPT)	1	1
6		PAR1030	Injector Assembly (3/8" FPT)	1	1
7		IHPAR1034	Check Valve and Suction Tube, Disinfectant	1	1
8	B	IHPAR1032-NLA	NLA - Weight, Ceramic (for disinfectant suction tube and check valve)	1	1
9		PAR7380AG	Back Flow Preventer - Conbraco (1/2") (One Screw in Cap)	1	1
10		IHPAR7383C	Bonnet	1	1
11		IHPAR7384C	Kit, Repair	1	1
12		PAR1136	Elbow, 90 Degrees - Chrome	1	1
13		PAR6160D	Washer, Nylon, Backflow Preventer and Chrome Elbow	1	1
14		IHPAR3617A-NLA	NLA - Washer, Disinfectant Burp Fitting	1	1
		IHPAR3617-NLA	NLA - Burp Fitting, Disinfectant	1	1


NOTE: A - Replaces IHPAR1111C (No Longer Available) on all Tubs built after June 2009. Replacements for Tubs built prior to June 2009 must have rinse line capped when replacing fitting.
B - Not shown in picture.

Whirlpool Inlet Assembly


WHEN REPLACING THE INLET SUCTION GUARD HEAD
THE TORQUE SPECIFICATION IS 9 - 11 FT./LBS.



1




2



3



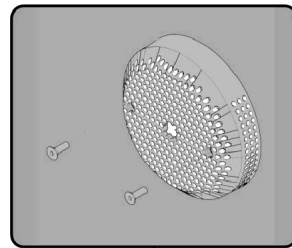
4



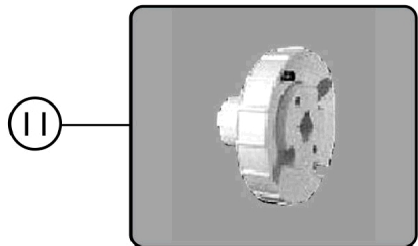

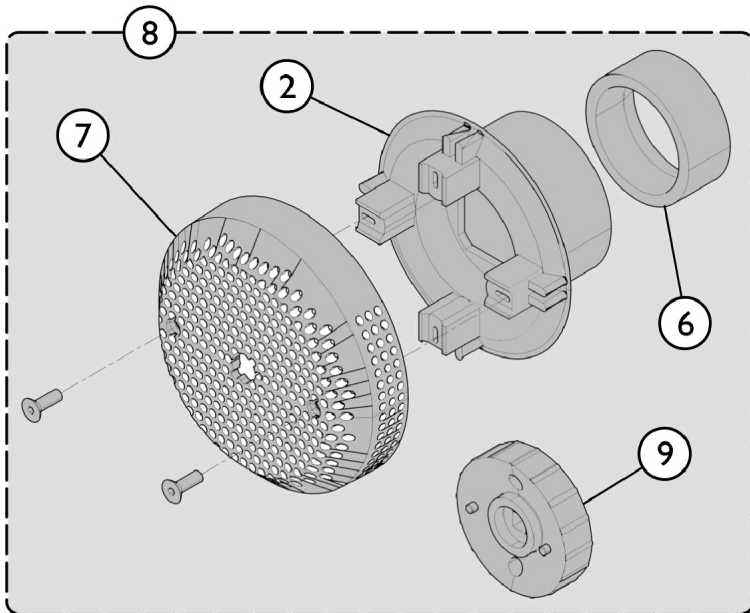
5



6



7



SICC_074A

Whirlpool Inlet Assembly

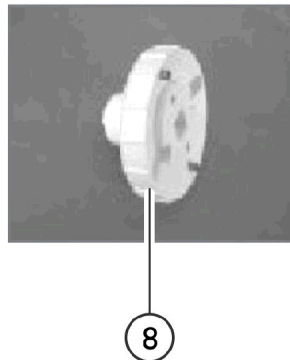
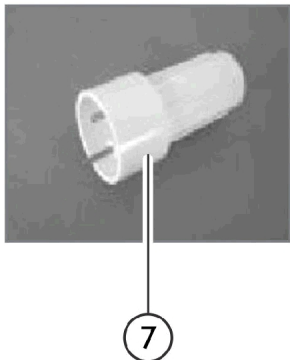

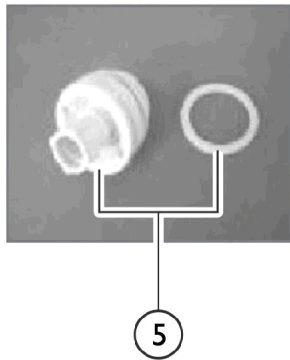
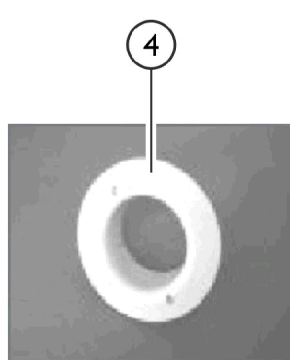
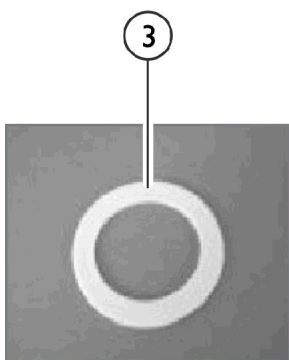
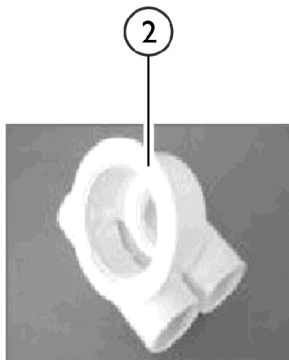

**WHEN REPLACING THE INLET SUCTION GUARD HEAD
THE TORQUE SPECIFICATION IS 9 - 11 FT./LBS.**

Item Number	Note	Part Number	Description	Quantity Per	
				Package	Assembly
1	A	PAR7185A	Inlet Suction Assembly	1	1
2	C	PAR7185G-A	Inlet Suction Guard Head	1	1
3		PAR7185112-NL	NLA - Elbow Housing (2 x 1-1/2")	1	1
		A			
4		1095446	Valve, Stem	1	1
5		PAR7188	Gasket	1	1
6		PAR9816	Insert, Ring (1-1/2")	1	1
7	B	PAR7185B-W	Inlet Suction Cover - White	1	1
8	D	1170078-NLA	Kit, Whirlpool Inlet Assembly	1	1
2			Inlet Suction Guard Head	1	1
6			Insert, Ring (1-1/2")	1	1
7			Inlet Suction Cover - White	1	1
9			Wrench, Flange Spanner (For Jet Flange and Inlet Suction Guard Heads)	1	1
			Instruction Sheet	1	1
10		IHPAR7186	Wrench, Jet Spanner	1	1
11		IHPAR7187	Wrench, Flange Spanner (For Jet Flange and Inlet Suction Guard Heads)	1	1

NOTE: A - Includes Items 2, 3, 5, and 6.
 B - Includes Items 2, 6, 7, and 9. Replace with Inlet Assemblies made before 8/6/10.
 C - Order items 2, 6, 7, and item 11.
 D - Not currently available as a service part.

Jet Assembly

WHEN REPLACING THE JET FLANGE,
THE TORQUE SPECIFICATION IS 9 - 11 FT./LBS.



SICC_009A

Jet Assembly

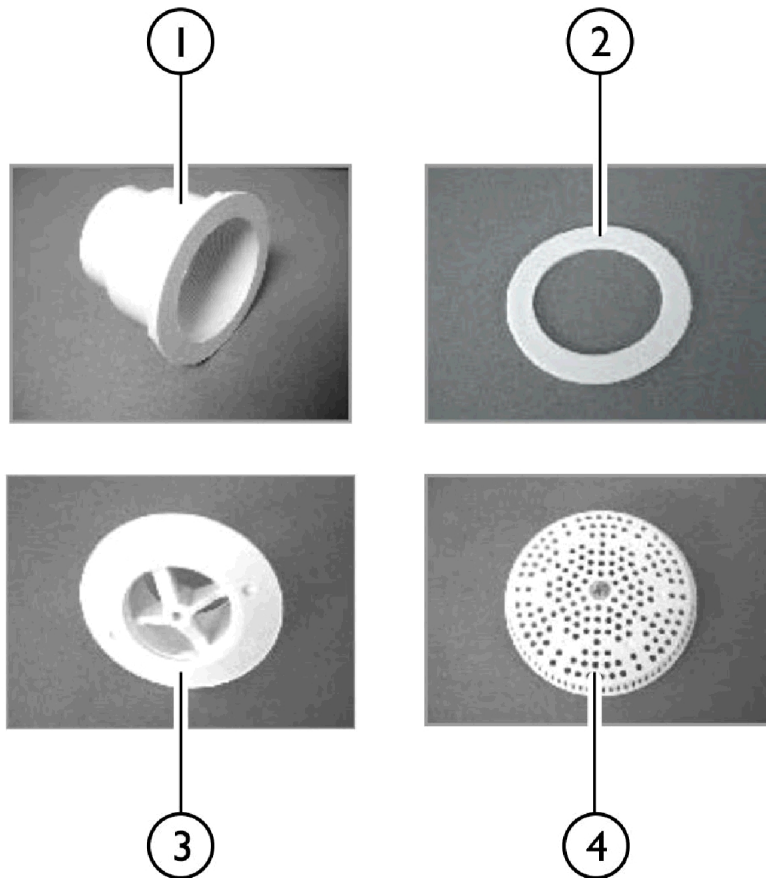
WHEN REPLACING THE JET FLANGE,
THE TORQUE SPECIFICATION IS 9 - 11 FT./LBS.

Item Number	Note	Part Number	Description	Quantity Per	
				Package	Assembly
1	A	1094363	Jet Assembly, White	1	1
2		PAR7182E	Jet Housing	1	1
3		PAR7188	Gasket	1	1
4		IHPAR7185F-W S	Nut, White Flange	1	1
5		IHPAR7185EWP P	Push and Pull Jet and Gasket	1	1
6		IHPAR7189	Gasket, Replacement Jet	1	1
7		IHPAR7186	Wrench, Jet Spanner	1	1
8		IHPAR7187	Wrench, Flange Spanner (For Jet Flange and Inlet Suction Guard Heads)	1	1

NOTE: A - Includes items 1 - 5.

Overflow Assembly

WHEN REPLACING THE JET FLANGE,
THE TORQUE SPECIFICATION IS 9 - 11 FT./LBS.

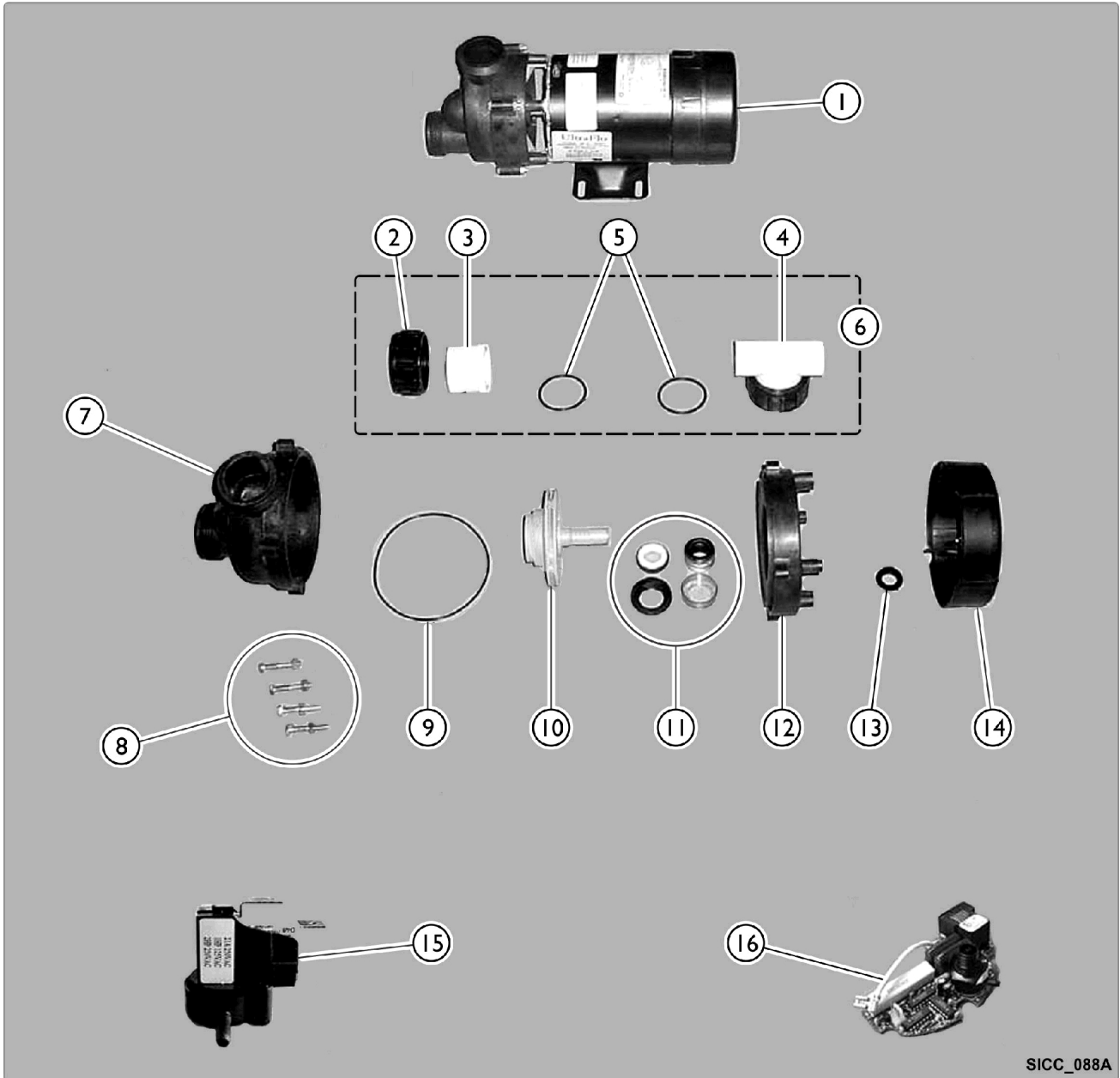


SICC_010A

Item Number	Note	Part Number	Description	Quantity Per	
				Package	Assembly
1		1095605-NLA	NLA - Overflow Housing	1	1
2		PAR7188	Gasket	1	1
3		PAR7185G-B	Overflow Guard Head	1	1
4		PAR7185C-W	Cover and Screws, White Overflow	1	1

Pump

Ultra Flow (Effective February 1991)



SICC_088A

Pump


Item Number	Note	Part Number	Description	Quantity Per	
				Package	Assembly
1		PAR5295A-NLA	NLA - Pump, 3/4HP / 110V, with Air Switch	1	1
2		PAR5295K-NLA	NLA - Nut, Union	1	1
3		PAR5295J-NLA	NLA - FE Piece	1	1
4		PAR5295I	Union "T"	1	1
5		PAR5295L-NLA	NLA - O-Ring	1	1
6	A	PAR5295C-NLA	NLA - Union and "T" Set Assembly	1	1
7		PAR5295H-NLA	NLA - Volute Front	1	1
8		PAR5295M-NLA	NLA - Bolt and Nut	1	1
9		PAR5295E-NLA	O-Ring	1	1
10		PAR5295G-NLA	Impellor	1	1
11		PAR5295B-NLA	Seal Assembly	1	1
12		PAR5295D-NLA	NLA - Volute Back	1	1
13		PAR5295F-NLA	NLA - Slinger	1	1
14		IHPAR5295Z-NL A	NLA - Cover, Motor Dust	1	1
15		IHPAR5295N-NL A	NLA - Switch, Air	1	1
16		IHPAR5295O-NL A	NLA - Switch, Air w/ Load Sensor Board	1	1

NOTE: A - Also includes Items 2 (Union Nut), 3 (FE Piece), 4 (T Union), and 5 (O-Ring)

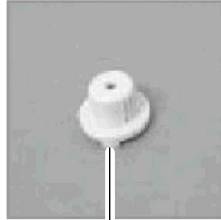
Mixing Valve - RADA 222




1



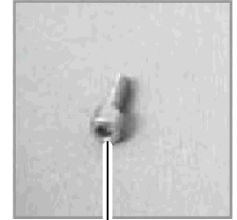
2



3



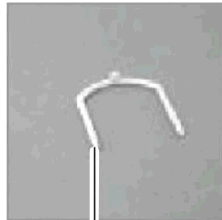
4



5



6



7



8



9



10

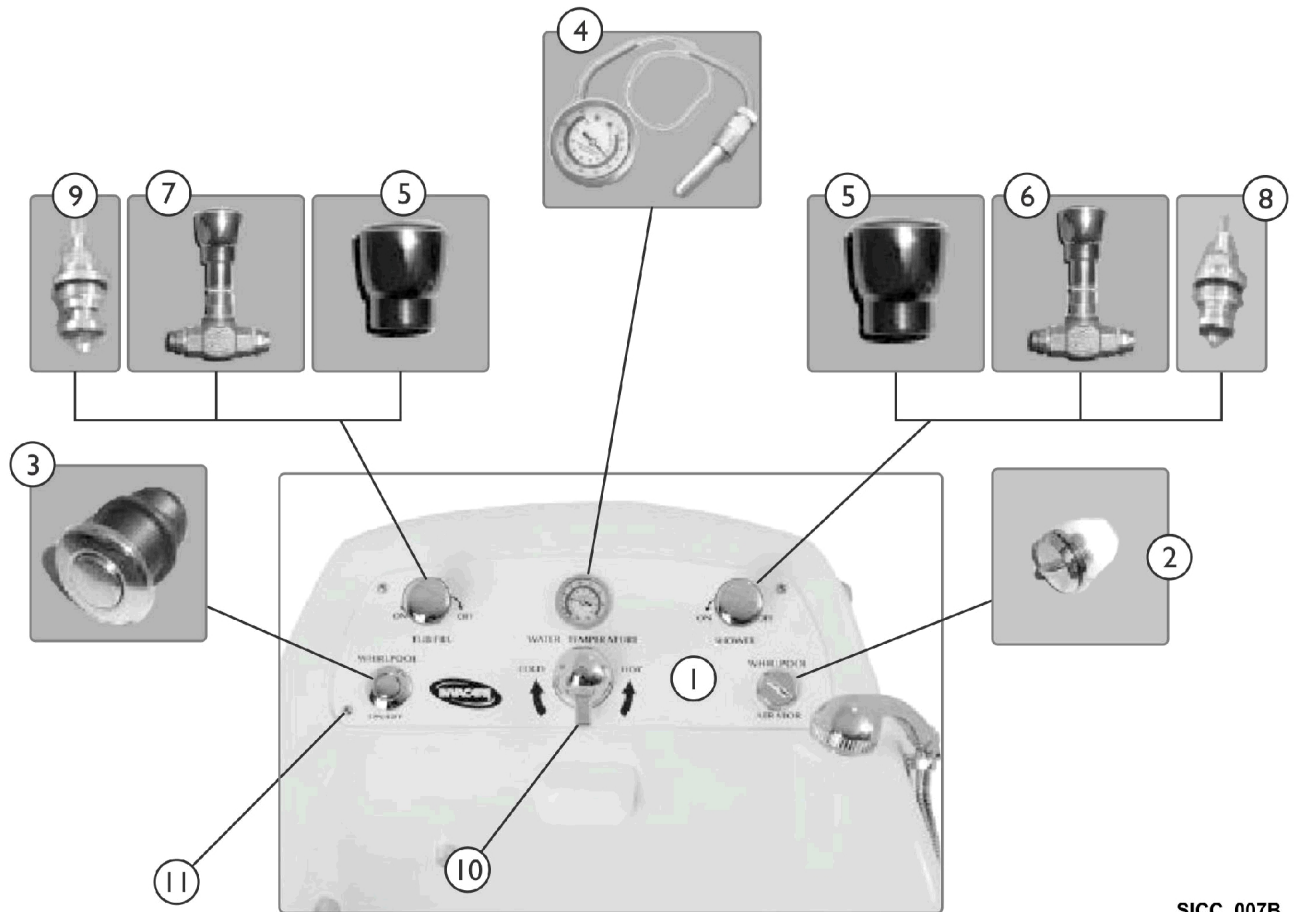
SICC_011A

Mixing Valve - RADA 222

Item Number	Note	Part Number	Description	Quantity Per	
				Package	Assembly
1		PAR6670CG	NLA - Valve, Complete RADA Mixing	1	1
2		PAR6676CG	Cartridge, Replacement	1	1
3		PAR6674CG	Hub, Yellow	1	1
4		PAR6673CG-C	Handle Assembly, Chrome	1	1
4		PAR6673CG-W-NLA	NLA - Handle Assembly, White	1	1
5		PAR6672CG-NL A	NLA - Set Screw Handle	1	1
6		IHPAR6675	Nut, Head	1	1
7		PAR6675CG	Clip, Removal, Yellow	1	1
8		PAR6677CG	Valve, Inlet Check	1	1
9		PAR6669CG-NL A	NLA - Elbow, 90 Degree, Compression Fitting	1	1
10		PAR6679CG-NL A	NLA - Fitting, Straight Compression	1	1
	A	IHPAR6681-CG	Service Pack, Mixing Valve, RADA 222	1	1

NOTE: A - Not shown in photos.

Faceplate Components




SICC_007B

Faceplate Components

Item Number	Note	Part Number	Description	Quantity Per	
				Package	Assembly
1		1149640-NLA	NLA - Faceplate	1	1
2	B	PAR5590A-NLA	NLA - Air Vent Assembly, White	1	1
3		PAR5510C-NLA	NLA - On/Off Button	1	1
4		PAR5710E	Gauge, Temperature	1	1
5		PAR6652A-NLA	NLA - Handle, Lynwood Plastic (Metal no longer available)	1	1
6		IHPAR6652-NLA	NLA - Valve, Shower (1/2")	1	1
7		PAR6653	Valve, Fill, Tub (3/4")	1	1
8		PAR6652B-NLA	NLA - Stem and Cartridge, Shower (1/2")	1	1
9		PAR6653B	Stem and Cartridge, Tub Fill (3/4")	1	1
10		PAR6670CG	NLA - Valve, Complete RADA Mixing	1	1
11		IHPAR9962-NLA	NLA - Washer, Nylon	1	1
11		PAR9938-NLA	NLA - Screw, Phillips, Pan Head (10-24 x 1")	1	1
	A	1143643	Kit, Gasket - Faceplate	1	1

NOTE: A - Not shown in picture.
 B - White Air Vent Assembly replaced Chrome. Functionality is the same.

Safety Harness, Grab Bar, Legs, Trim

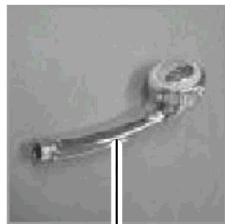


SICC_012A

Item Number	Note	Part Number	Description	Quantity Per	
				Package	Assembly
1		PAR9269B	Tub Catch, Chrome	1	1
2		PAR9268ABC	Chest Safety Harness	1	1
3		PAR9260	Seat Safety Harness	1	1
4		IHPAR9261	Grab Bar (10")	1	1
5		IHPAR3645	Leg (6")	1	1
6	A	1143642	Trim Kit	1	1

NOTE: A - Cut to 18 ft.


Shower and Tub Fill Components



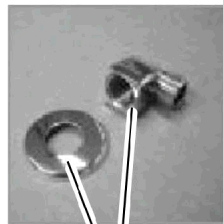
1




2



3



4



5



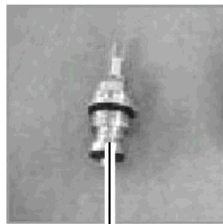
6

9




7

10



8

11



12


SICC_013A

Shower and Tub Fill Components

Item Number	Note	Part Number	Description	Quantity Per	
				Package	Assembly
1		PAR5080BC	Wand, Shower	1	1
2		PAR5100AC-NL A	NLA - Swivel Connector, Shower Wand	1	1
3		IHPAR9168A-NL A	NLA - Shower Wand Holder	1	1
4		PAR9167A	Connector, Chrome Elbow, Hose	1	1
5		PAR5118G	Hose, Shower and Disinfectant Wand	1	1
6		PAR6652A-NLA	NLA - Handle, Lynwood Plastic (Metal no longer available)	1	1
7		IHPAR6652-NLA	NLA - Valve, Shower (1/2")	1	1
8		PAR6652B-NLA	NLA - Stem and Cartridge, Shower (1/2")	1	1
9		PAR6652A-NLA	NLA - Handle, Lynwood Plastic (Metal no longer available)	1	1
10		PAR6653	Valve, Fill, Tub (3/4")	1	1
11		PAR6653B	Stem and Cartridge, Tub Fill (3/4")	1	1
12		IHPAR6089	Tub Spout (New Style)	1	1

Plastic Tube and Fittings

See Category "Plastic Fitting Identification" for more information.



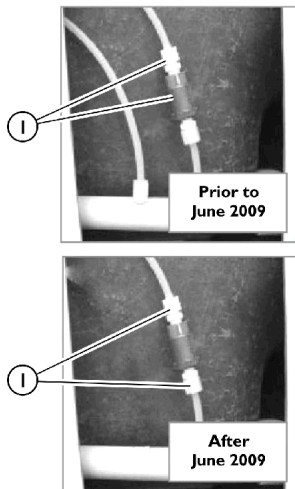
SICC_014A

Item Number	Note	Part Number	Description	Quantity Per	
				Package	Assembly
1		PAR1160	Connector, Male (3/8" Tube x 1/4" MP)	1	1
2		PAR1161	Connector, Male (3/8" Tube x 3/8" MP)	1	1
3		PAR1162	Connector, Male (3/8" Tube x 1/2" MP)	1	1
4		PAR1130-NLA	NLA - Fitting, Brass Barb (1/4" Barb x 1/8" MP)	1	1
5		IHPAR1169	Elbow, 90 Degree Push-Loc (3/8" tube x 1/4" MP)	1	1
6		PAR5580ABC-NLA	NLA - Tubing, Clear Vinyl (1/4" OD x 1/8" ID)	1	1
7		PAR5561BCD	Tubing, Plastic, Water Supply (3/8" OD x 1/4" ID)	1	1

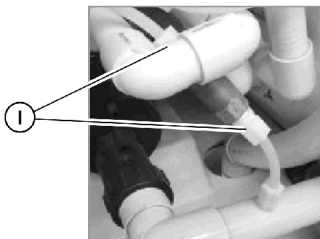
Plastic Fittings Identification

The following pictures will assist in the identification of the plastic tube fittings. See "Plastic Tube and Fittings" category to cross-reference balloons to part numbers.

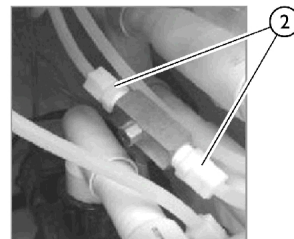
View of Check Valve Connections




View of Check Valve Connections



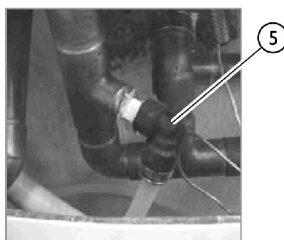
View of Injector Connections



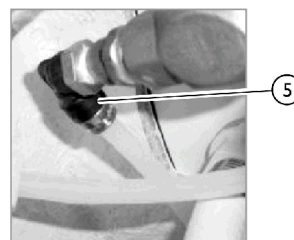
View of Disinfectant On/Off Valve Connections




View of Water Source Connection to the Disinfectant On/Off Valve



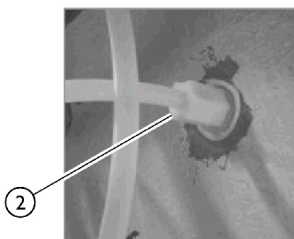
View of Connection to the Shower Valve




View of the Connection to the Backflow Preventer



View of the Connection to the Burp Fitting

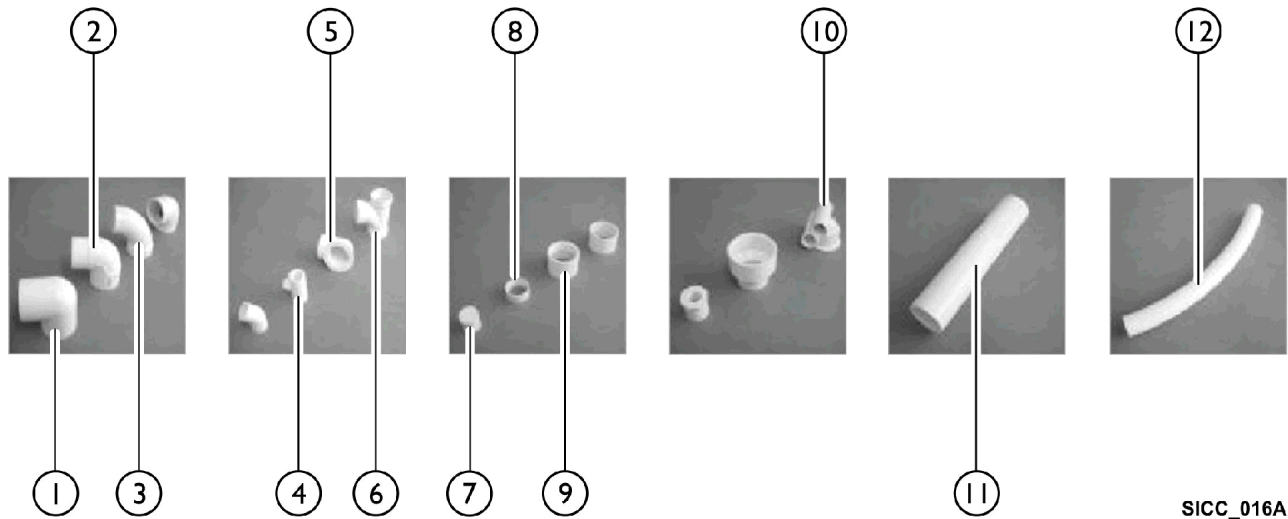


View of the Shower Hose Connection



SICC_015A

PVC Fittings and Pipes




SICC_016A

PVC Fittings and Pipes


Item Number	Note	Part Number	Description	Quantity Per	
				Package	Assembly
1		PAR5815-NLA	NLA - Elbow, 90 Degree (1")	1	1
1		PAR5760C	Elbow, 90 Degree (1-1/2")	1	1
2		PAR5780C-NLA	NLA - Elbow, Street, 90 Degree (1")	1	1
2		PAR5840BC-NLA	NLA - Elbow, Street, 90 Degree (1-1/2")	1	1
3		PAR8082WT	Elbow, 90 Degree, Wide Turn (2")	1	1
4		PAR5820C-NLA	NLA - Fitting, Tee (1 x 1 x 1")	1	1
5		PAR7185112-NLA	NLA - Elbow Housing (2 x 1-1/2")	1	1
6		PAR5780BC	Reducing "T", Sanitary (2 x 2 x 1-1/2")	1	1
7		PAR5880C-NLA	NLA - Plug (1")	1	1
8		PAR9816	Insert, Ring (1-1/2")	1	1
9		PAR8083	Threaded Adapter (2") (Connects to Drain)	1	1
10		PAR7182E	Jet Housing	1	1
11		PAR8080-NLA	NLA - PVC Pipe (1-1/2") (Sold by the foot)	1	1
11		PAR8081-NLA	NLA - PVC Pipe (2") (Sold by the foot)	1	1
12		PAR5630B	Flex Pipe (1") (Sold by the foot)	1	1
12		PAR5640B	Flex Pipe (1-1/2") (Sold by the foot)	1	1

Optional Accessories



IHPAR9800 - Seat Cushion, 16" W x 18" D x 3/4"

Cushion is made from 3/4" lightweight dipped foam for extra seating comfort. The 9800 cushion fits all Invacare Tub models, is easy to clean, and available in white only.



IHPAR9669 - Rim Guard

The Rim Guard fits over the back of the Tub, protecting it from scratching and chipping caused by patient lift operation

SICC_017A

Item Number	Note	Part Number	Description	Quantity Per	
				Package	Assembly
	A	IHPAR9670	Guard, Tub Rim (48")	1	1
	A	IHPAR9243W-NLA	NLA - Gel - Coat Kit, White	1	1
	A	IHPAR9243B	Gel - Coat Kit, Bisque	1	1
	A	IHPAR9243A-NLA	NLA - Gel - Coat Kit, Almond	1	1

NOTE: A - Not shown in photos.



Yes, you can.

One Invacare Way
Elyria, OH USA
44035
800-333-6900

Customer/Technical Service
800-668-2337
Service Availability
Monday - Friday

Hours of Availability
8 AM - 6 PM EST

© 2022 Invacare Corporation. All rights reserved. Republication, duplication or modification in whole or in part is prohibited without prior written permission from Invacare. Trademarks are identified by ™ and ®. All trademarks are owned by or licensed to Invacare Corporation or its subsidiaries unless otherwise noted. (Revised 8/12/22)