

**ICC - Arro Beds BA0780, BA1180, BA2180,
BA3180**



Yes, you can.

Parts Catalog Usage Guide

The information contained in this document is subject to change without notice. This catalog contains service parts for Form No. 09-082ICCI. If you have any questions regarding this catalog, please contact one of our Customer Service Representatives.

For Customer Service Support Call:

1-800-668-2337

For Faxed In Orders Call:

1-877-659-8269

For Technical Service Call:

1-800-668-2337

Literature Can Be Found at:

www.invacare-ccg.com or

1-800-668-2337

SYMBOL DEFINITION

Throughout this catalog you will notice letters to draw your attention to specific footnotes which are located at the bottom of the page or below specified charts.

Examples:

A,B,C etc. = Special Comments

NOTE: = General information pertaining to that specific page

NLA = No Longer Available

HARDWARE MEASUREMENTS

The measurements for the hardware will be listed as follows:

Screws, Bolts Diameter X Thread Count/Pitch X Length

Washers Inside Diameter X Outside Diameter X Thickness

Spacers Inside Diameter X Outside Diameter X Length

For your convenience, we have supplied an area for you to list your Invacare Representatives.

Name	Phone Numbers




©2022 Invacare Corporation. Invacare, the Medallion Design and Yes, You can. are registered trademarks of the Invacare Corporation.

TABLE of CONTENTS






Description	Page Number
Deck Replacement Guide - Arro Beds	20
Electronics - Arro BA0780	3
Electronics - Arro BA1180	5
Electronics - Arro BA2180	7
Electronics - Arro BA3180	9
Side Rail Parts - BA0780	15
Side Rail Parts - BA1180, BA2180, BA3180	18
Steel & Frame Parts - Arro Beds	12

Electronics - Arro BA0780

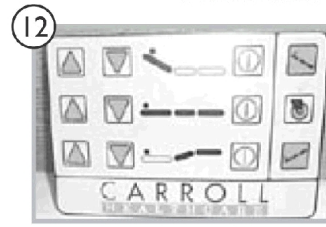
Electronics



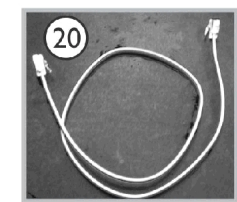





Pendants



Membrane Pads



Additional Electronics








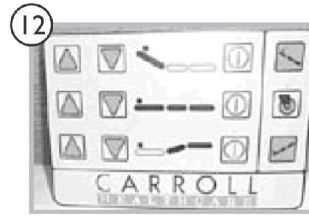
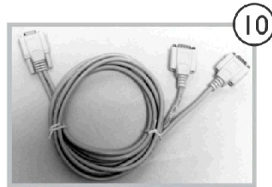








R2009_082_008A

Electronics - Arro BA0780

Item Number	Note	Part Number	Description	Quantity Per	
				Package	Assembly
1		MTRM2503-NLA	NLA - Actuator, Head (Red) Linak # LA31-U012	1	1
2		MTRM2502	Actuator, Foot (Blue) Linak # LA31-U013	1	1
3	A	MTRM25471-NL A	NLA - Actuator, Hilo, Foot, Short Cord (White) Linak # LA31-U010	1	1
4		MTRM25472	Actuator, Hilo, Head, Long Cord (Yellow) Linak # LA31-U011	1	1
5	B	JNCTNDC1B	Control Box (111) Linak # CB09-u011	1	1
5	B	JNCTNDC1	Control Box, 151 Membrane, Linak # CB09-U003	1	1
5	B	JNCTNDC1A	Control Box, 171 Membrane Linak # CB09-U010	1	1
6	C	JNCTNDC18	Box, Relay (151) J300	1	1
6	C	JNCTNDC18A	Box, Relay (171) J301	1	1
7	E	1190228	Kit, Pendant, New Assist Rails, Linak # PNDNT-6FNC-1-2	1	1
8	E	1190233	Kit, Pendant, Full/Partial Rails, Linak # PNDNT-6FNC-1-2 (With DB9 Connector)	1	1
9	D,E	PNDNTKIT3-NL A	NLA - Kit, Pendant, Assist Rails (Old Square), Linak # PNDNT-6FNC-1-2 (With DB9 Connector) (May 01 - July 02)	1	1
10		PNDNTYCABLE	Cable, Y, Pendant	1	1
11		1190225	Cable, Conversion	1	1
12		JNCTNDC20A	Pad, Membrane (171)	1	1
13		JNCTNDC20	Pad, Membrane (151)	1	1
14		JNCTNBOXKIT3 -NLA	NLA - Box, Lockout (111)	1	1
15		1152564	Battery, On Board Backup w/ Hardware	1	1
16		JNCTNDC6-NLA	NLA - Switch, Limit	1	1
17		JNCTNDCCORD OL	Cable, Power	1	1
18		JNCTNDC12-NL A	NLA - Coupler, Telephone	1	1
19		JNCTNDCFUSE K1	Kit, Fuse (1.6 Amps)	1	1
20		JNCTNDC37	Cord, Phone	1	1

NOTE: A - Do not use as replacement, Use MTRM25472.
 B - Control Box type determined by the item number on the box. In the item number CB09-Uxxx-(xx), the last two digits are a revision level and have nothing to do with part identification.
 C - Both the 171 and 151 Relay Boxes are almost identical. If you are unsure of your ARRO model, verify your serial number with Customer Service.
 D - Used from May of 2001 until July of 2002.
 E - Use a DB9 Connector.

Electronics - Arro BA1180



R2009_082_003A

Electronics - Arro BA1180

Item Number	Note	Part Number	Description	Quantity Per	
				Package	Assembly
1		MTRM25031	Actuator, Head (Red) Linak # LA31-U086	1	1
2		MTRM25021	Actuator, Foot (Blue) Linak # LA31-U087	1	1
3	A	MTRM25471-NL A	NLA - Actuator, Hilo, Foot, Short Cord (White) Linak # LA31-U010	1	1
4		MTRM25472	Actuator, Hilo, Head, Long Cord (Yellow) Linak # LA31-U011	1	1
5	B	JNCTNDC1B	Control Box (111) Linak # CB09-u011	1	1
5	B	JNCTNDC1	Control Box, 151 Membrane, Linak # CB09-U003	1	1
5	B	JNCTNDC1A	Control Box, 171 Membrane Linak # CB09-U010	1	1
6	C	JNCTNDC18	Box, Relay (151) J300	1	1
6	C	JNCTNDC18A	Box, Relay (171) J301	1	1
7	E	1190228	Kit, Pendant, New Assist Rails, Linak # PNDNT-6FNC-1-2	1	1
8	E	1190233	Kit, Pendant, Full/Partial Rails, Linak # PNDNT-6FNC-1-2 (With DB9 Connector)	1	1
9	D,E	PNDNTKIT3-NL A	NLA - Kit, Pendant, Assist Rails (Old Square), Linak # PNDNT-6FNC-1-2 (With DB9 Connector) (May 01 - July 02)	1	1
10		PNDNTYCABLE	Cable, Y, Pendant	1	1
11		1190225	Cable, Conversion	1	1
12		JNCTNDC20A	Pad, Membrane (171)	1	1
13		JNCTNDC20	Pad, Membrane (151)	1	1
14		JNCTNBOXKIT3 -NLA	NLA - Box, Lockout (111)	1	1
15		1152564	Battery, On Board Backup w/ Hardware	1	1
16		JNCTNDC6-NLA	NLA - Switch, Limit	1	1
17		JNCTNDCCORD OL	Cable, Power	1	1
18		JNCTNDC12-NL A	NLA - Coupler, Telephone	1	1
19		JNCTNDCFUSE KIT	Kit, Fuse (1.6 Amps)	1	1
20		JNCTNDC37	Cord, Phone	1	1

NOTE: A - Do not use as replacement, Use MTRM25472.
 B - Control Box type determined by the item number on the box. In the item number CB09-Uxxx-(xx), the last two digits are a revision level and have nothing to do with part identification.
 C - Both the 171 and 151 Relay Boxes are almost identical. If you are unsure of your ARRO model, verify your serial number with Customer Service.
 D - Used from May of 2001 until July of 2002.
 E - Use a DB9 Connector.

Electronics - Arro BA2180




R2009_082_002A

Electronics - Arro BA2180

Item Number	Note	Part Number	Description	Quantity Per	
				Package	Assembly
1		MTRM25031	Actuator, Head (Red) Linak # LA31-U086	1	1
2		MTRM25021	Actuator, Foot (Blue) Linak # LA31-U087	1	1
3	B	MTRM25471-NL A	NLA - Actuator, Hilo, Foot, Short Cord (White) Linak # LA31-U010	1	1
4		MTRM25472	Actuator, Hilo, Head, Long Cord (Yellow) Linak # LA31-U011	1	1
5	B,D	JNCTNDC1B	Control Box (111) Linak # CB09-u011	1	1
5	C,D	JNCTNDC1D	Box, Control (111) Linak # CB09-U044-XX	1	1
5	D	JNCTNDC1C-NL A	NLA - Box, Control (151/171) Linak # CB09-U037	1	1
6		JNCTNDC35	Box, DJB (151/171) Linak # DJBX-001-XX	1	1
7		1190227	Pendant, Six Function (w/ Loop Adhesive Back Strip and DB9 Connector) Linak # PNDNT-6FNC-1-2	1	1
8		1190232	Pendant, Six Function (w/ Strap and DB9 Connector) Linak # PNDNT-6FNC-1-2	1	1
9		PNDNTYCABLE	Cable, Y, Pendant	1	1
10		1190225	Cable, Conversion	1	1
11		PNDNT6FNCIV3	Pendant, Six Function w/ RJ48 Connector) Linak # PNDNT-6FNC-1-2	1	1
12	E	JNCTNDC34-NL A	NLA - Cable, T, Pendant, Fine Thread Nut (151/171)	1	1
12	B	JNCTNDC47A-N LA	NLA - Cable, T, Pendant, Coarse Thread Nut (151/171)	--	--
13		JNCTNDC202	Pad, Membrane (151)	1	1
14		JNCTNDC20A2	Pad, Membrane w/ CPR (171)	1	1
15	F	JNCTNDC20D-N LA	NLA - Pad, Membrane w/o CPR (171 w/o CPR)	1	1
16		JNCTNBOXKIT3 -NLA	NLA - Box, Lockout (111)	1	1
17		1152564	Battery, On Board Backup w/ Hardware	1	1
18		JNCTNDCFUUSE K2-NLA	NLA - Kit, Fuse, Arro, 2.5 Amps (151/171)	1	1
18		JNCTNDCFUUSE K1	Kit, Fuse (1.6 Amps)	1	1
19		JNCTNDC31-NL A	NLA - Cable, Battery	1	1
20		JNCTNDCCORD KI	Cable, Power	1	1
21		JNCTNDC32	Cord, Membrane (Footboard)	1	1
22		JNCTNDC33-NL A	NLA - Cable, Membrane (DJB)	1	1

NOTE: B - Used on Beds made Before 8/26/04. Use MTRM25472
C - Used on Beds made After 8/25/04.
D - Control Box type determined by the item number on the box. In the item number CB09-Uxxx-(xx), the last two digits are a revision level and have nothing to do with part identification.
E - Order JNCTNDC47A (Coarse Thread) to match Pendant thread.
F - Order JNCTNDC20A2 (Pad, Membrane)

Electronics - Arro BA3180



R2009_082_001A


Electronics - Arro BA3180

Item Number	Note	Part Number	Description	Quantity Per	
				Package	Assembly
1	A	MTRM25031	Actuator, Head (Red) Linak # LA31-U086	1	1
1	B	MTRM25032	Actuator, Head (Red) Linak # LA31-U336	1	1
2		MTRM25021	Actuator, Foot (Blue) Linak # LA31-U087	1	1
3		MTRM25473-NL A	NLA - Actuator, Hilo, Foot, Short Cord (White) Linak # LA31-U191	1	1
4		MTRM25474	Actuator, Hilo, Head, Long Cord (Yellow) Linak # LA31-U192	1	1
5	C	JNCTNDC1D	Box, Control (111) Linak # CB09-U044-XX	1	1
5	C	JNCTNDC1E-NL A	NLA - Box, Control (151/171) Linak # CB09-U045-XX	1	1
6		JNCTNDC35	Box, DJB (151/171) Linak # DJBX-001-XX	1	1
7	D	1190227	Pendant, Six Function (w/ Loop Adhesive Back Strip and DB9 Connector) Linak # PNDNT-6FNC-1-2	1	1
8	E	PNDNT6FNCIV3	Pendant, Six Function w/ RJ48 Connector) Linak # PNDNT-6FNC-1-2	1	1
9	F	PNDNTYCABLE	Cable, Y, Pendant	1	1
10		1190225	Cable, Conversion	1	1
11	G	JNCTNDC40	Cable, Y, Pendant	1	1
12	I	PNDNTEXTCABLE	Cable, Pendant	1	1
13	H	JNCTNDC34-NL A	NLA - Cable, T, Pendant, Fine Thread Nut (151/171)	1	1
13	E	JNCTNDC47A-N LA	NLA - Cable, T, Pendant, Coarse Thread Nut (151/171)	1	1
14		JNCTNDC202	Pad, Membrane (151)	1	1
15	I	JNCTNDC20D-N LA	NLA - Pad, Membrane w/o CPR (171 w/o CPR)	1	1
16		JNCTNDC20A2	Pad, Membrane w/ CPR (171)	1	1
17		JNCTNBOXKIT3 -NLA	NLA - Box, Lockout (111)	1	1
18		1152564	Battery, On Board Backup w/ Hardware	1	1
19		JNCTNDCFUSE K2-NLA	NLA - Kit, Fuse, Arro, 2.5 Amps (151/171)	1	1
19		JNCTNDCFUSE K1	Kit, Fuse (1.6 Amps)	1	1
20		JNCTNDC31-NL A	NLA - Cable, Battery	1	1
21		JNCTNDC32	Cord, Membrane (Footboard)	1	1
22		JNCTNDCCORD KI	Cable, Power	1	1
23		JNCTNDC33-NL A	NLA - Cable, Membrane (DJB)	1	1

Electronics - Arro BA3180

NOTE: A - On Beds built prior to June 24, 2007.
B - On Beds built after June 24, 2007.
C - Control Box type determined by the item number on the box. In the item number CB09-Uxxx-(xx), the last two digits are a revision level and have nothing to do with part identification.
D - Used on Pendants for Beds built prior to November 22, 2007. Also used DB9 Connector.
E - Used on Beds built after November 22, 2007. Use RJ48 Connector.
F - Used on Beds built prior to November 22, 2007.
G - Beds built after November 22, 2007 require this part.
H - Order JNCTNDC47A (Coarse Thread) to match Pendant Thread.
I - Order JNCTNDC20AZ (w/CPR)

Steel & Frame Parts - Arro Beds



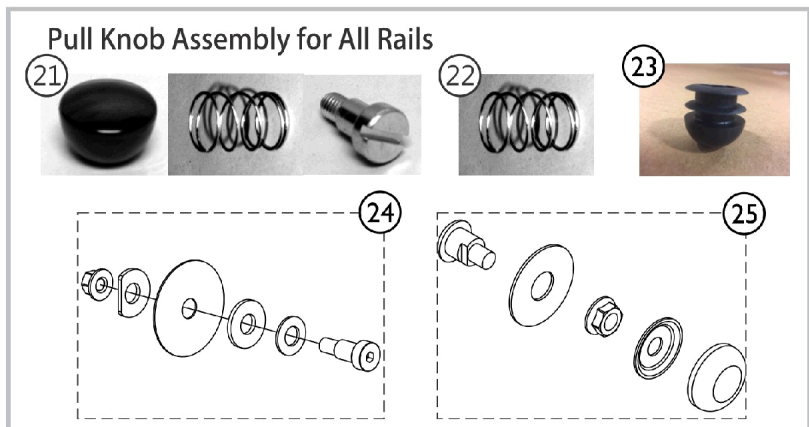

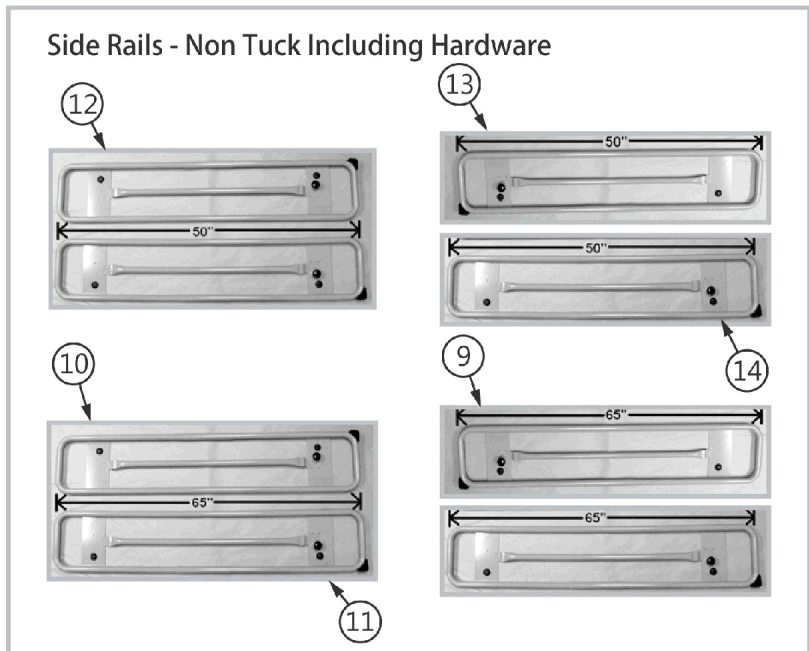

Steel & Frame Parts - Arro Beds

Item Number	Note	Part Number	Description	Quantity Per	
				Package	Assembly
1	K	GATHEADASSY 1-NLA	NLA - Head Gatch Assembly	1	1
1		1185149-NLA	NLA - Head Gatch Assembly (Black Insert w/ Steel Pin)	1	1
2		GATFOOTASSY 1-NLA	NLA - Foot Gatch (Black Insert with Steel Pin)	1	1
3	A	LEG0022PNT-N LA	NLA - Arro Bed Leg (BA3180)	1	1
3	B	LEG0022SE2AS M-NLA	NLA - Arro Bed Leg (BA2180-BA3180)	1	1
3		LEG0022SE1AS M-NLA	NLA - Arro Bed Leg (BA0780-BA1180)	1	1
4	A	BLT121BSHCSC -NLA	NLA - Foot Bolt	1	1
5	B	BLT121BSHCSB -NLA	NLA - Foot Bolt	1	1
6		LEG0023ASSY- NLA	NLA - Arro Bed Stabilizer Leg	1	1
7		GLDARROFOTL HA-NLA	NLA - Arro Caster Foot, Head End - Left Side	1	1
8		GLDARROFOTR HA-NLA	NLA - Arro Caster Foot, Head End - Right Side	1	1
9		GLDARROFOTL FA-NLA	NLA - Arro Caster Foot, Foot End - Left Side	1	1
10		GLDARROFOTR FA-NLA	NLA - Arro Caster Foot, Foot End - Right Side	1	1
11	C	BRGGUIDESER- NLA	NLA - Linear Guide Block	1	1
12	D	BRGGUIDEA-NL A	NLA - Linear Guide Block	1	1
13		1186525	Post, Head	1	1
14		1186524	Post, Foot	1	1
15		WHLRHOM4	Caster Wheel, Non-Locking (Head End)	2	1
16		WHLRHOM4TL	Caster Wheel, Locking (Foot End)	2	1
17		KIT78	Kit, Head & Foot Board Mounting Hardware Knob, Three Arm	1	2
18		PST0029HASY- NLA	NLA - Removable Head/Foot Post	1	1
19		KIT64-NLA	NLA - Removable Head Board Brackets	1	1
20		TRAPEZEASSY 4I	Trapeze Adapter	1	1
21		MATTKPRKIT	Kit, Mattress Keeper, Left and Right Corners Mattress Keeper, Left Corner Mattress Keeper, Right Corner	1 1 1	1 2 2
22		GLDBUMPER	Rubber Bed Foot & Wall Bumper (Optional, 2 per Wireform)	1	1
23	E	KIT19EARRO-N LA	NLA - Extension Kit - 4"	1	1

Steel & Frame Parts - Arro Beds

Item Number	Note	Part Number	Description	Quantity Per	
				Package	Assembly
24	F,G,I	KIT19EARRO5-NLA	NLA - Extension Kit - 4"	1	1
25	H,J,I	KIT19EARRO-NLA	NLA - Extension Kit - 4"	1	1
<p>NOTE: A - Used as of November 8, 2007. B - Used prior to November 8, 2007. C - For hole mount motors, matches HiLo motor with mounting bracket shown. Used only on small amount of original Arros 0780 Style. D - For current style HiLo motors with the mounting bracket shown. E - For Model BA0780-111 only, includes DECK00-05K-IT-1 also (not shown). F - For Arro 151/171's built between 2/4/2003 and 4/11/2004. Includes a phone cord and phone coupler. G - Bed code BA1180, order DECK00-05K-IT-1 for BA0780 models. H - All Arro 111 (except 0780) and Linak System Arro 151/171's built after 4/12/2004. I - Order through SFI Medical J - Bed codes BA2180, BA3180. K - Item #1 GATHEADASSY1 is No Longer Available. Order part number 1185149 as a replacement.</p>					

Side Rail Parts - BA0780



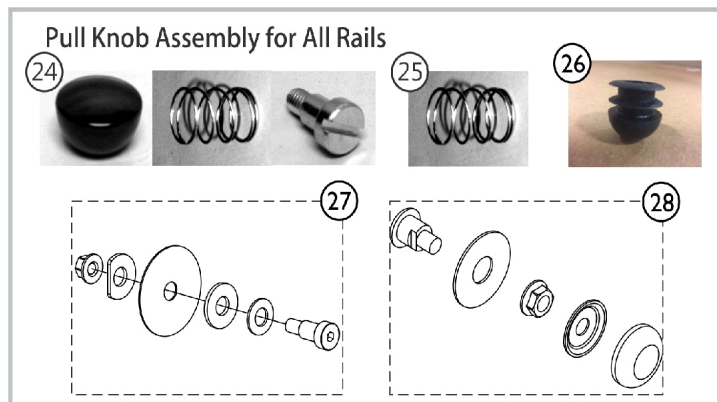
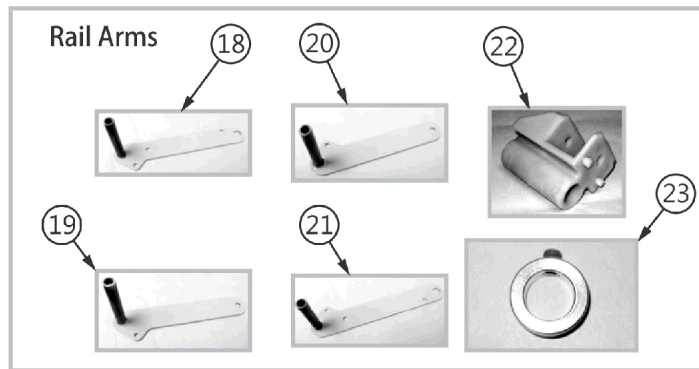

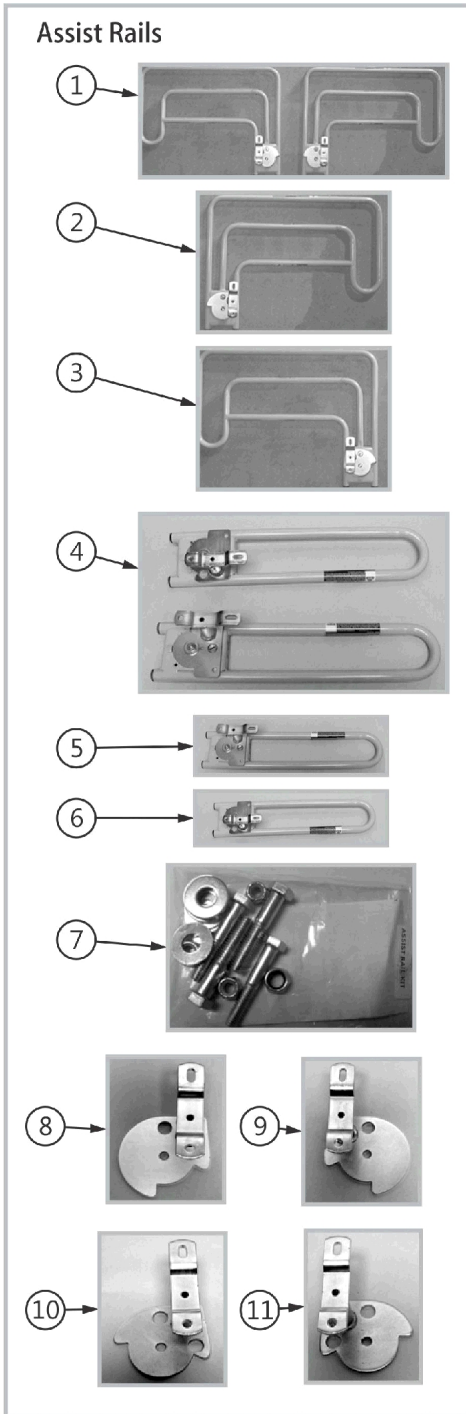
Side Rail Parts - BA0780

Item Number	Note	Part Number	Description	Quantity Per	
				Package	Assembly
1		RAILSASSTAEP R	Assist Rails (Pair), "U" Bracket Style	1	1
2		RAILSASSTAEL T-NLA	NLA - Assist Rail - Left Side	1	1
3		RAILSASSTAER T-NLA	NLA - Assist Rail - Right Side	1	1
4		KITASSISTRIL	Kit, Assist Rail Mounting Hardware	1	1
5		RLBRACKASSIS T-NLA	NLA - U Bracket, Three Position - Left Only	1	1
6		RRBRACKASSI ST-NLA	NLA - U Bracket, Three Position - Right Only	1	1
7		RLBRACKASTR UP-NLA	NLA - U Bracket, No Guard - Left Hand Only	1	1
8		RRBRACKASTR UP-NLA	NLA - U Bracket, No Guard - Right Hand Only	1	1
9		IHARRLFUL	NLA - Full Rails (Set)	1	1
10		RAILS0080FLNT -NLA	NLA - Full Rail - Left Hand	1	1
11		RAILS0080FRN T-NLA	NLA - Full Rail - Right Hand	1	1
12		IHARRLPAR	NLA - Partial Rails (Set)	1	1
13		RAILS0080PLNT -NLA	NLA - Partial Rail - Left Hand	1	1
14		RAILS0080PRN T-NLA	NLA - Partial Rail - Right Hand	1	1
15		LRA001RA-NLA	NLA - Long Rail Arm - Right	1	1
16		SRA001RA-NLA	NLA - Short Rail Arm - Right	1	1
17		SRA001LA-NLA	NLA - Short Rail Arm - Left	1	1
18		LRA001LA-NLA	NLA - Long Rail Arm - Left	1	1
19		RAILBRACKNT- NLA	NLA - Rail Bracket	1	1
20		COL34R-NLA	NLA - Locking Set Collar	1	1
21		1189259	Kit, Knob - Latch	1	1
			Knob, LATCH-0002 (3/8-16 x 1-3/8")	1	1
			Spring, Compression (3/4 x 1 x 3/64")	1	1
			Screw, Shoulder Slotted Head (1/2 x 1/2", 3/8-16)	1	1
22		1186856	Spring, Compression (3/4 x 1 x 3/64")	1	2
23		1165068	Package, End Plug	1	1
24		1189260	Kit, Assist Rail Mounting	1	1
			Bolt, Shoulder (3/8-16 x 3/4")	1	1
			Washer, Belleville (33/64 x 1-1/64 x 3/32")	1	1
			Washer, Flat Edge (17-32 x 1-1/4 x 1/8")	1	1
			Washer, Nylon (33/64 x 2-1/2 x 3/64")	1	1
			Locknut (3/8-16)	1	1
			Washer, Plain (17/32 x 1-1/4 x 1/8")	1	1
25		1189261	Kit, Rail Mounting Hardware	1	1
			Pin, Rail (5/16-18)	1	4

Side Rail Parts - BA0780

Item Number	Note	Part Number	Description	Quantity Per	
				Package	Assembly
			Washer, Nylon (33/64 x 1-29/64 x 3/64")	1	4
			Washer, Retaining (11/32 x 1-3/32 x 3/64")	1	4
			NLA - Nut, Hex Head, Flange (5/16-18)	1	4
			Cap, Bearing	1	4

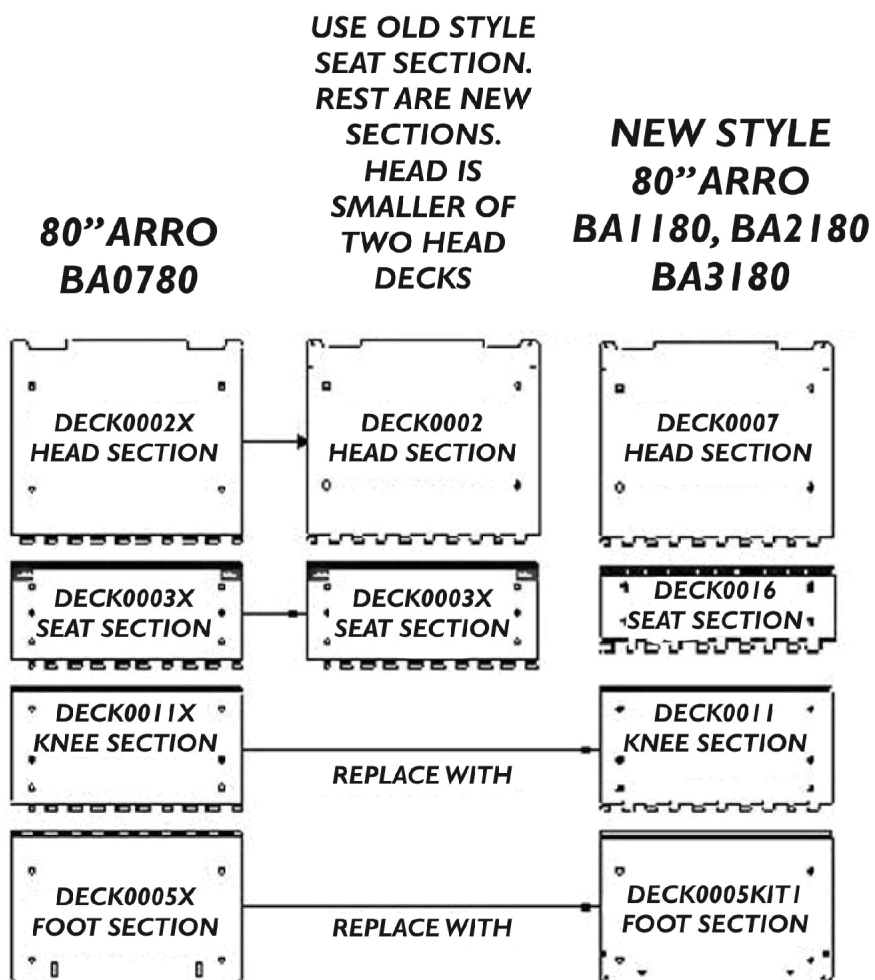
Side Rail Parts - BA1180, BA2180, BA3180



Side Rail Parts - BA1180, BA2180, BA3180

Item Number	Note	Part Number	Description	Quantity Per	
				Package	Assembly
1		IHECRLAS	Assist Rails (Pair)	1	1
2		RAILSAELT-NLA	NLA - Assist Rail Assembly - Left Side	1	1
3		RAILSAERT-NL A	NLA - Assist Rail Assembly - Right Side	1	1
4		RAILSBARPRU- NLA	NLA - Assist Bars (Pair), "U" Bracket	1	1
4		IHECBAAS	Set of Assist Bars	1	1
5		RAILABLT-NLA	NLA - Assist Bar - Left Side	1	1
6		RAILABRT-NLA	NLA - Assist Bar - Right Side	1	1
7		KITASSISTR1	Kit, Assist Rail Mounting Hardware	1	1
8		RLBRACKAEP- NLA	NLA - Bracket, Mounting, Assist Rail - Left Side	1	1
9		RRBRACKAEP- NLA	NLA - Bracket, Mounting, Assist Rail - Right Side	1	1
10		RLBRACKASTR P-NLA	NLA - Punched Bracket, No Guard - Left Hand	1	1
11		RRBRACKASTR P-NLA	NLA - Punched Bracket, No Guard - Right Hand	1	1
12		IHARRLFUL	NLA - Full Rails (Set)	1	1
13		RAILS0080FLNT -NLA	NLA - Full Rail - Left Hand	1	1
14		RAILS0080FRN T-NLA	NLA - Full Rail - Right Hand	1	1
15		IHARRLPAR	NLA - Partial Rails (Set)	1	1
16		RAILS0080PLNT -NLA	NLA - Partial Rail - Left Hand	1	1
17		RAILS0080PRN T-NLA	NLA - Partial Rail - Right Hand	1	1
18		LRA001RA-NLA	NLA - Long Rail Arm - Right	1	1
19		SRA001RA-NLA	NLA - Short Rail Arm - Right	1	1
20		SRA001LA-NLA	NLA - Short Rail Arm - Left	1	1
21		LRA001LA-NLA	NLA - Long Rail Arm - Left	1	1
22		RAILBRACKNT- NLA	NLA - Rail Bracket	1	1
23		COL34R-NLA	NLA - Locking Set Collar	1	1
24		BLT1212SLOTS H	Bolt, Shoulder (1/2 x 1/2", 3/8-16)	1	1
25		LATCH0002	Knob, Black Ball	1	1
26		WSR3834116N	NLA - Washer, Nylon (3/8 x 3/4 x 1/16")	1	1
27		SPRASSIST-NL A	NLA - Spring, Compression	1	1

Deck Replacement Guide - Arro Beds



DECK0005KIT1 INCLUDES MOULDED MATTRESS KEEPER KIT, ARRO FOOT BAIL, BAIL CLIPS AND BAIL CLIP HARDWARE. ALL PARTS ARE PRE-ASSEMBLED PRIOR TO SHIPPING.

Replacement Part Numbers

SECTION	BA0780	BA1180	BA2180	BA3180
HEAD	DECK0002 - NLA	DECK0007	DECK0007	DECK0007
SEAT	DECK0003X	DECK0016	DECK0016	DECK0016
KNEE	DECK0011	DECK0011	DECK0011	DECK0011
FOOT	DECK0005KIT1	DECK0005KIT1	DECK0005KIT1	DECK0005KIT1



Yes, you can.

Invacare Continuing Care

www.invacare-ccg.com

One Invacare Way
Elyria, Oh USA
44036-2125
800-668-2337

Technical Support
800-668-2337
Customer Service
800-668-2337

Customer Service
800-333-6900

©2022 Invacare Corporation. Invacare, the Medallion Design and Yes, You can. are registered trademarks of the Invacare Corporation.
(Revised 06/8/22)

Form No. 09-082ICCI