

Formula™CG Tilt (CGT) Powered Seating
For
TDX® SI



Yes, you can.

Parts Catalog Usage Guide

The information contained in this document is subject to change without notice. This catalog contains service parts for Form No. 08-081. If you have any questions regarding this catalog, please contact one of our Customer Service Representatives.

For Customer Service Support Call:

1-800-333-6900

For Faxed In Orders Call:

1-800-678-4682 or

1-440-366-0709

For Technical Service Call:

1-800-832-4707

Literature Can Be Found at:

www.invacare.com or

1-800-828-6272

SYMBOL DEFINITION

Throughout this catalog you will notice letters to draw your attention to specific footnotes which are located at the bottom of the page or below specified charts.

Examples:

A,B,C etc. = Special Comments

NOTE: = General information pertaining to that specific page

NLA = No Longer Available

HARDWARE MEASUREMENTS

The measurements for the hardware will be listed as follows:

Screws, Bolts Diameter X Thread Count/Pitch X Length

Washers Inside Diameter X Outside Diameter X Thickness

Spacers Inside Diameter X Outside Diameter X Length

For your convenience, we have supplied an area for you to list your Invacare Representatives.

Name	Phone Numbers

© 2022 Invacare Corporation. Elyria, Ohio. Invacare, Yes, you can., the Blue Medallion Design, SureStep, TDX are registered trademarks and MK6i, SPJ, MPJ, are trademarks of Invacare Corporation.

Otto Bock is a registered trademark of Otto Bock Orthopaedische Industrie GMBH & Co.. Tash is a registered trademark of Tash International Inc.. Therafin is a registered trademark of

W/R/ Medical Electronics Co.. Bussman is a registered trademark of Cooper Industries. MIDI is a registered trademark of Littelfuse Inc.. Dynamic is a registered trademark of Dynamic Controls Limited.

TABLE of CONTENTS

Description	Page Number
A: READ THIS FIRST (THIS CATALOG IS DIFFERENT!)	6
Accessories - Adductors & Mounting Hardware	144
Accessories - Compact Vent Assembly	150
Accessories - Headrest Supports - Tarsys	138
Accessories - Lateral Supports - Stealth - TWB-RPR/TWB-RPRL	143
Accessories - Lateral Supports - Tarsys - TCSLM/TCSLL	140
Accessories - Seat & Chest Positioning Strap w/ Mounting Hardware	146
Accessories - Seat & Chest Positioning Straps w/o Mounting Hardware	148
Actuator Motor - Conventional - Tilt & Mounting Hardware (After 4/1/13)	26
Actuator Motor - Conventional - Tilt & Mounting Hardware (Before 4/2/13)	24
Arms - Mtg. Front/Rear Arm Socket Asbly. & Hdwr., (12-16" W x 12-15" D)	67
Arms - Mtg. Front/Rear Arm Socket Asbly. & Hdwr., (12-16" W x 16-18" D) & (16-22" W x 16-22" D)	69
Arms - w/o Mtg. Hdwr., Adj. Hgt. (12-16" Wide)	71
Arms - w/o Mtg. Hdwr., Adj. Hgt. (16-22" Wide)	73
Backs - Contoura w/o Mounting Hardware - Before 5/15/09	35
Backs - Conventional w/o Mounting Hardware (12-15" Wide)	32
Backs - Curve Contoura without Mounting Hardware - After 5/14/09	38
Backs - Metal Curved Assembly	42
Backs - Mounting Hardware - Contoura - Before 5/15/09	48
Backs - Mounting Hardware - Conventional (12-15" Wide)	47
Backs - Mounting Hardware - Curve Contoura (After 5/14/09)	51

TABLE of CONTENTS

Description	Page Number
Backs - Mounting Hardware - Metal Curved (16-22" Wide)	50
Canes - Back - Contoura/Curve Contoura Back - Metal Curved Back - Tilt w/ BPO Option (16-22" Wide)	57
Canes - Back - Mounting Hardware - BPO Option (12-16" Wide)	61
Canes - Back - Mounting Hardware - Contoura/Curve Contoura Back - Metal Curved Back - Tilt w/ BPO Option (16-22" Wide)	63
Canes - Back - Mounting Hardware - Conv. Back (12-15" Wide)	59
Canes - Back - Spreader Bar/Push Handle Asbly. - Conv. Back (12-15" Wide)	55
Canes - Back - Spreader Bar/Push Handle Asbly. (12-16" Wide) BPO Option	53
Cushions - Seat - Contoura Seating	29
Electronics - MK6i ~PLEASE READ THIS~	137
Frame - Seat & Seat Pan w/ Hdwr. (12-16" Wide)	12
Frame - Seat & Seat Pan w/ Hdwr. (16-20" Wide)	14
Frame - Seat & Seat Pan w/ Hdwr. (20-22" Wide)	16
Frame - Seat Mtg. Hdwr. & Interface Mtg. Plates	18
Frame Finishes - Touch-Up Paints & Upholstery Options	7
Front Riggings - Adductors & Hardware w/o Front Riggings	135
Front Riggings - Adjustable Heel Loops	104
Front Riggings - Calf Pads and Attaching Hardware	90
Front Riggings - Center Mount Rigging (CTMT-F w/ CTMTFB One PC Flip-Up Footboard) After 12/30/09	126
Front Riggings - Center Mount Rigging (CTMT-F w/ CTMTFB One PC Flip-Up Footboard) Before 12/31/09	124
Front Riggings - Center Mount Rigging (CTMT-F) (Before 12/10/08)	108
Front Riggings - Center Mount Rigging (CTMT-FJ w/ CTMTFB One PC Flip-Up Footboard) After 12/30/09	121

TABLE of CONTENTS

Description	Page Number
Front Riggings - Center Mount Rigging (CTMT-FJ w/ CTMTFB One PC Flip-Up Footboard) Before 12/31/09	119
Front Riggings - Center Mount Rigging (CTMT-FJ) (Before 12/10/08)	106
Front Riggings - Center Mount Rigging (CTMT-J/CTMT-FJ/CTMT/CTMT-F/CTMT-L/CTMT-FL) (After 12/09/08)	111
Front Riggings - Center Mount Rigging Mtg Hdwr. (12-16" Wide)	130
Front Riggings - Center Mount Rigging Mtg Hdwr. (16-22" Wide)	132
Front Riggings - Footrest & Legrest Accessories	101
Front Riggings - Footrest Support Assemblies (Sector Style)	83
Front Riggings - Footrest Supports - PHW93 - (Hemi)	92
Front Riggings - Front Rigging Hanger Hdwr., Sector & Hemi Style (12-16" W)	79
Front Riggings - Front Rigging Hanger Hdwr., Sector & Hemi Style (16-22" W)	81
Front Riggings - Legrest Supports - AT5544	85
Front Riggings - Legrest Supports, Articulating (Hemi) - PHAL4A	87
Front Riggings - Pivot/Slide Tube w/ Adjustable Angle Footplate - AT5543 - 70NHD, PHW93, AT5544, PHAL4A	98
Front Riggings - Pivot/Slide Tube w/ Footplate Assembly - Aluminum - 1350, 1650	96
Front Riggings - Pivot/Slide Tube w/ Footplate Assembly - Composite - 1651	94
Front Riggings - Reference Chart - 70STAPER	78
Front Riggings - Reference Chart - AT5544, 70NHD, PHW93	75
Front Riggings - Reference Chart - PHAL4A	77
Label Locations For TRBKTS Option	10
Mercury Free Switches & Hardware	28
Packaging & Literature	8

TABLE of CONTENTS

Description	Page Number
Spreader Bar Assembly - Double - Tilt w/ BPO Option (14-22" Wide)	65
Tilt Links & Mounting Hardware (After 4/1/13)	22
Tilt Links & Mounting Hardware (Before 4/2/13)	20
TRBKTS Option Clarification Reference	11
Warranty Replacement Parts	153

A: READ THIS FIRST (THIS CATALOG IS DIFFERENT!)

Formula CG Tilt (CGT) Powered Seating For TDX SI
parts catalog information is divided into two separate catalogs.

The Form Numbers and Cover Titles are listed below.

Form # 08-081

Formula CG Tilt (CGT) Powered Seating
For TDX SI

Form # 06-110

MK6i Electronics

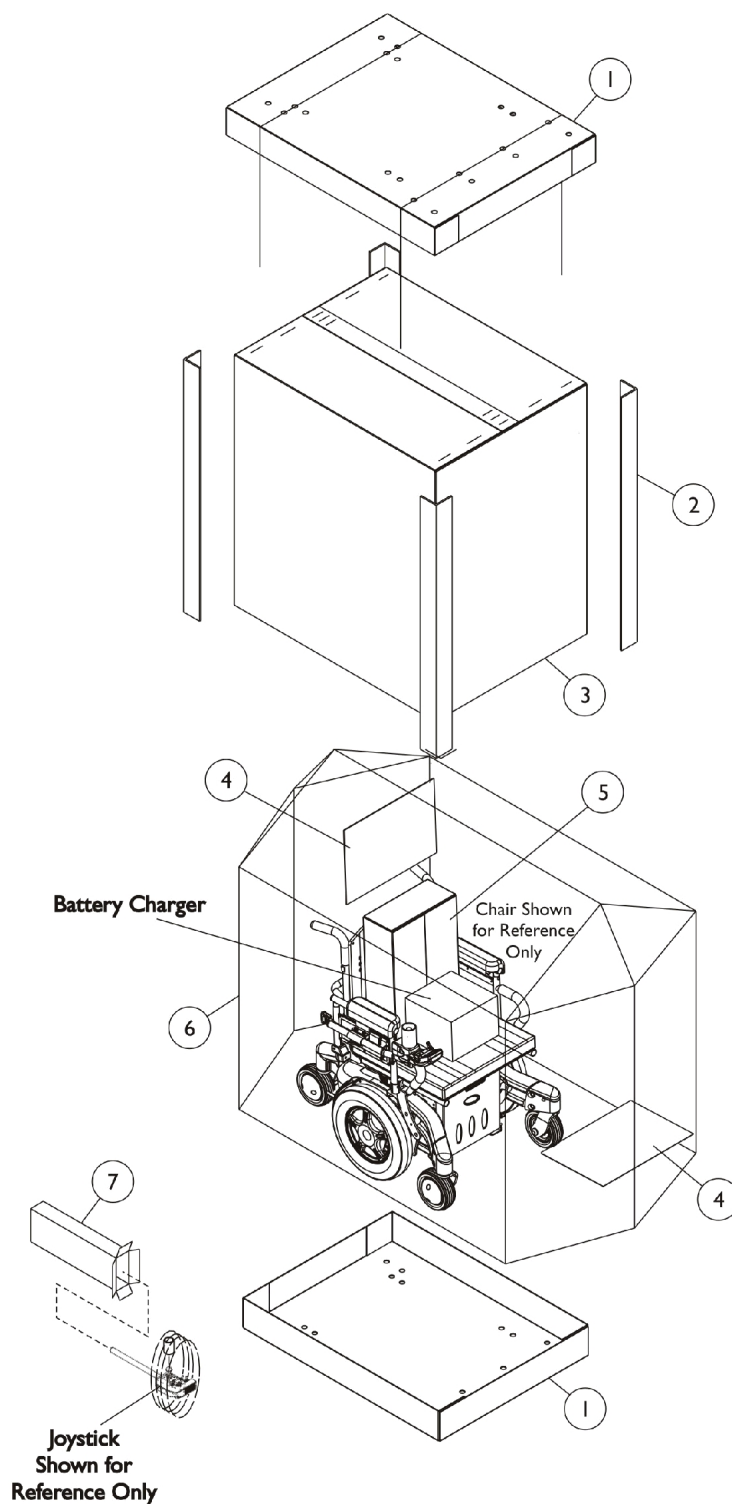
Use both form numbers to order a “complete” Parts Catalog

Frame Finishes & Touch-Up Paints

Frame Finishes and Touch-Up Paint

Color Number	Part Number	Bottle Size	Frame Finish
24P	1031450-NLA	.6 oz.	Wet Black
29P	1031447-NLA	.6 oz.	White/ White Snow
30P	N/A	N/A	Sunny Yellow
60P	N/A	N/A	Silver Metallic
61P	1046321-NLA	.6 oz.	Electric Red
62P	1046320-NLA	.6 oz.	Electric Blue
71P	N/A	N/A	Silver Vein
104P	1101316-NLA	.6 oz.	Electric Teal
105P	1101326-NLA	.6 oz.	Midnight Blue
115P	1133371-NLA	.6 oz.	Black Prism
116P	1133372-NLA	.6 oz.	Sunkissed Orange
117P	1133373-NLA	.6 oz.	Tangerine Red
119P	1133375-NLA	.6 oz.	Bubblegum Pink
120P	1133376-NLA	.6 oz.	Grape Madness
121P	1133377-NLA	.6 oz.	Lolly Pop Blue
122P	1133378-NLA	.6 oz.	Cosmic Blue
125P	1133381-NLA	.6 oz.	Emerald Green
127P	1133383-NLA	.6 oz.	Grasshopper Green

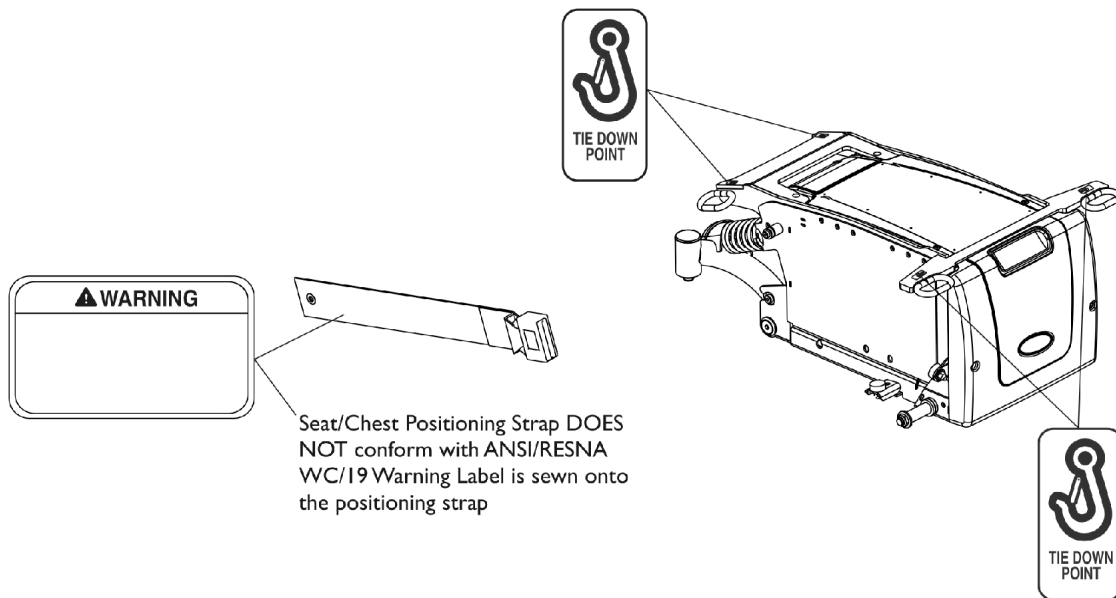
Packaging & Literature



Packaging & Literature

Item Number	Note	Part Number	Description	Quantity Per	
				Package	Assembly
1	A	1030362	Carton, Tray	1	2
1	C	1036027	Carton, Tray	1	2
2	A	1115174	Carton, Corner Reinforcement	1	4
2	B	1129589-NLA	Carton, Corner Reinforcement	1	4
2	C	1129590-NLA	Carton, Corner Reinforcement	1	4
3	A	1030364	Carton, Cover	1	1
3	B	1031682	Carton, Cover	1	1
3	C	1036028	Carton, Cover	1	1
4		40131X161	Insert, Plain Pad	1	2
5		40131X011-NLA	NLA - Carton, Front Riggings	1	1
6		1015592	Bag, Poly (72" L x 35" W x 19" D)	1	1
7	F	1012001-NLA	NLA - Carton, Joystick	1	1
	D	00077X031-NLA	NLA - Warranty Card	1	1
	D	1143155-NLA	NLA - Owner's Manual, Formula CG Seating	1	1
	E	1164348	Mailer, Return, Mercury Free	1	1
<p>NOTE: A - 12"-19" wide systems with base B - 16"-19" wide systems medium/tall seat-to-floor heights with base C - 20"-22" wide systems with base D - Not Shown E - For Massachusetts providers only. F - Can use Item #5 part number 40131X011 for a Joystick also.</p> <p>When adjusting or replacing parts, please refer to your Owner's Manual for assistance.</p>					

Label Locations For TRBKTS Option



TRBKTS Option Label Locations

TRBKTS Option Clarification Reference

TRBKTS Option is an On-Chair option only.

About TRBKTS Transport Ready Package

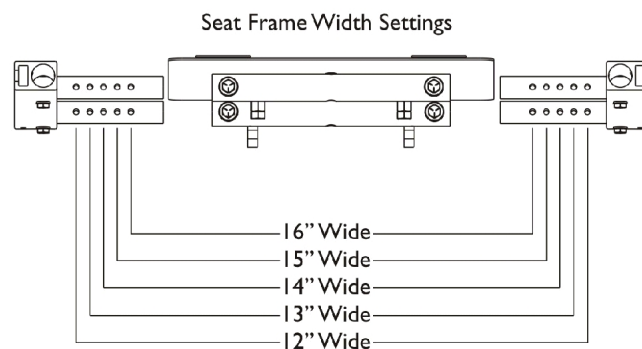
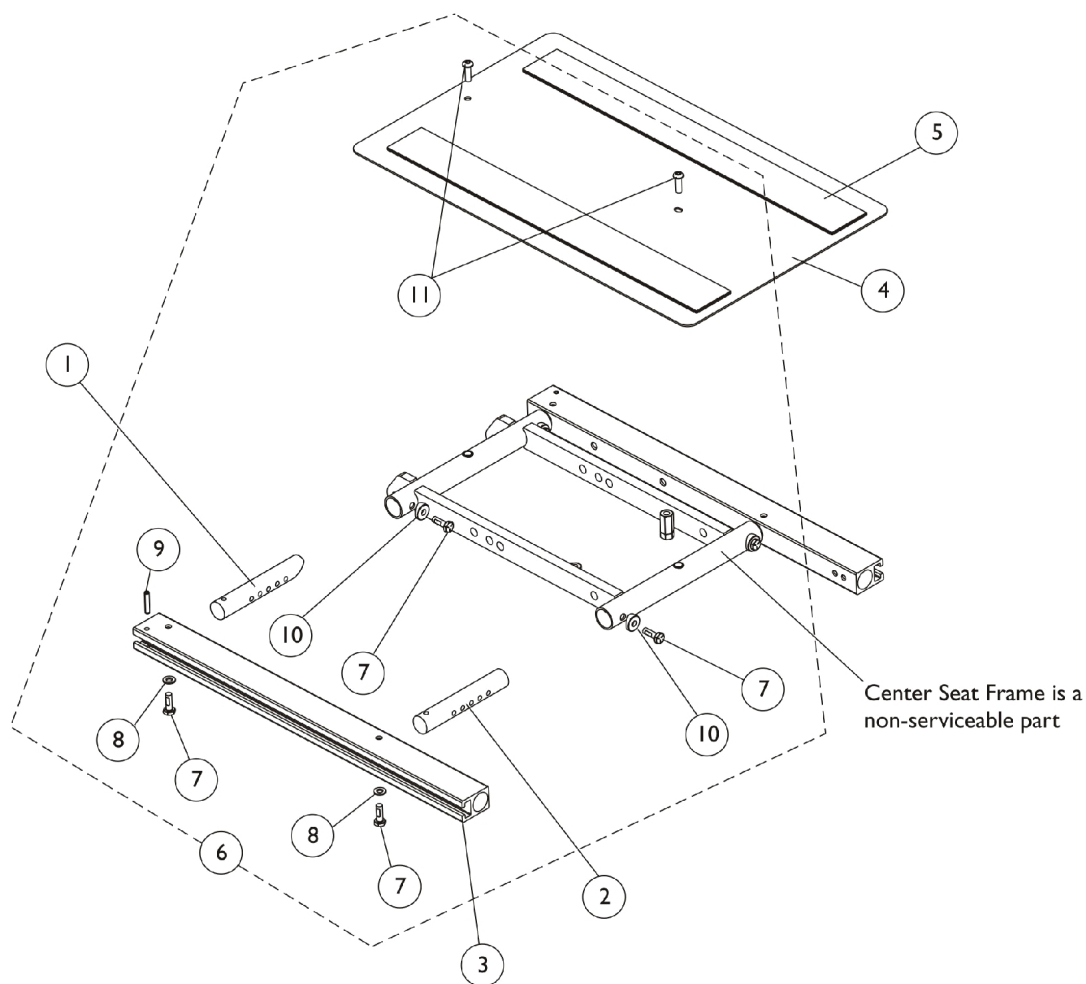
TRBKTS includes four factory-installed wheelchair transport brackets. **TRBKTS** has not been crash-tested in accordance with WC 19. Use these transport brackets only to secure an unoccupied wheelchair during transport.

Only use the transport brackets included with **TRBKTS** for the purpose described in the appropriate Owner's Operator and Maintenance Manual.

Battery support brackets **MUST** be installed at all times. Otherwise, the wheelchair will not be WC/19 compliant. Refer to Removing/Installing the Batteries From/Into the Wheelchair in the appropriate Owner's Operator and Maintenance Manual.

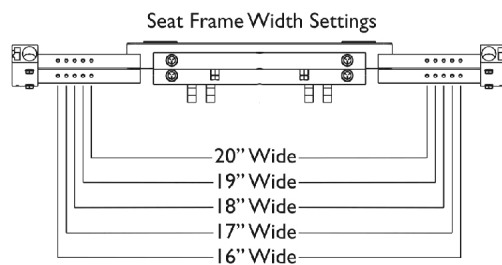
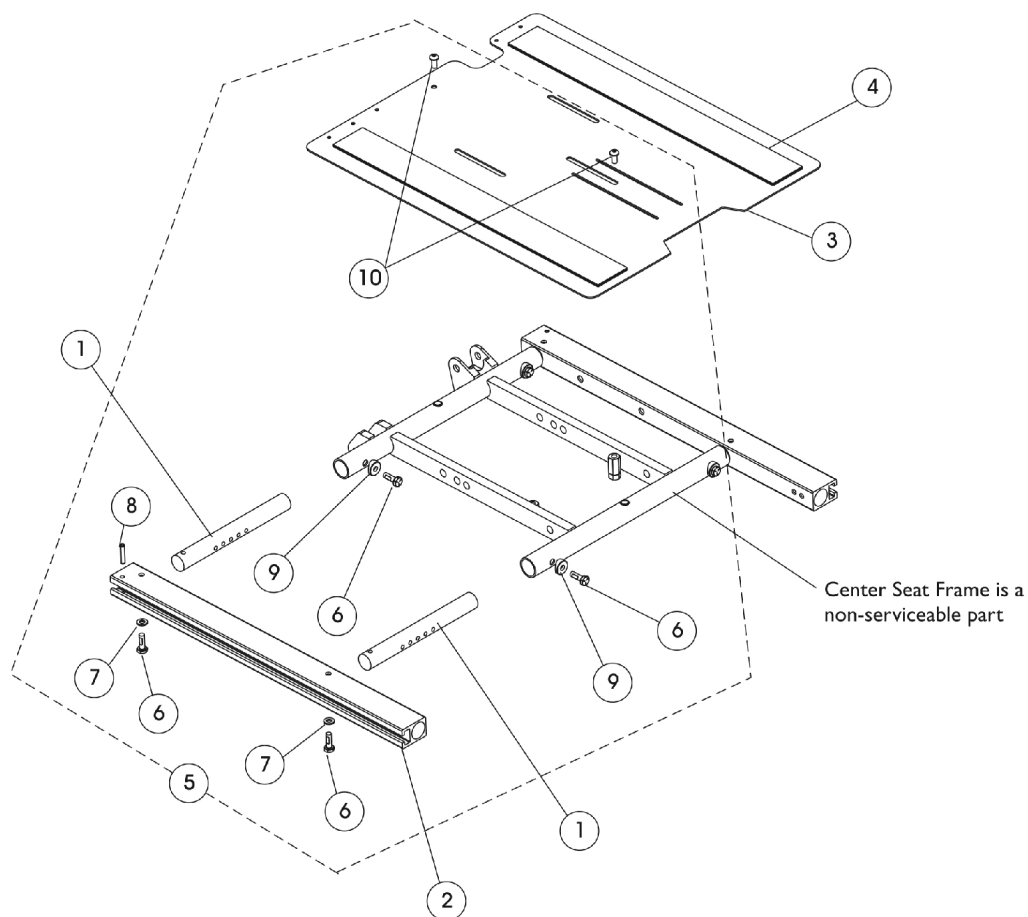
As of this date, the Department of Transportation has not approved any tie-down systems for transportation of a user while in a wheelchair, in a moving vehicle of any type. It is Invacare's position that users of wheelchairs should be transferred into appropriate seating in vehicles for transportation and use be made of the restraints made available by the auto industry. Invacare cannot and does not recommend any wheelchair transportation systems.

NOTE: ANSI = American National Standards Institute, RESNA = Rehabilitation Engineering and Assistive Technology Society of North America.



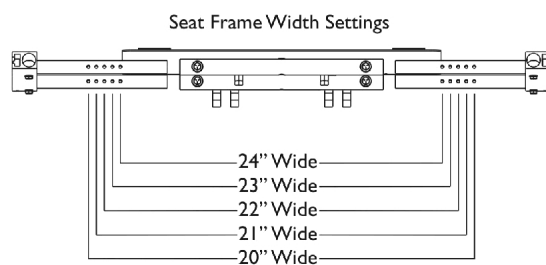
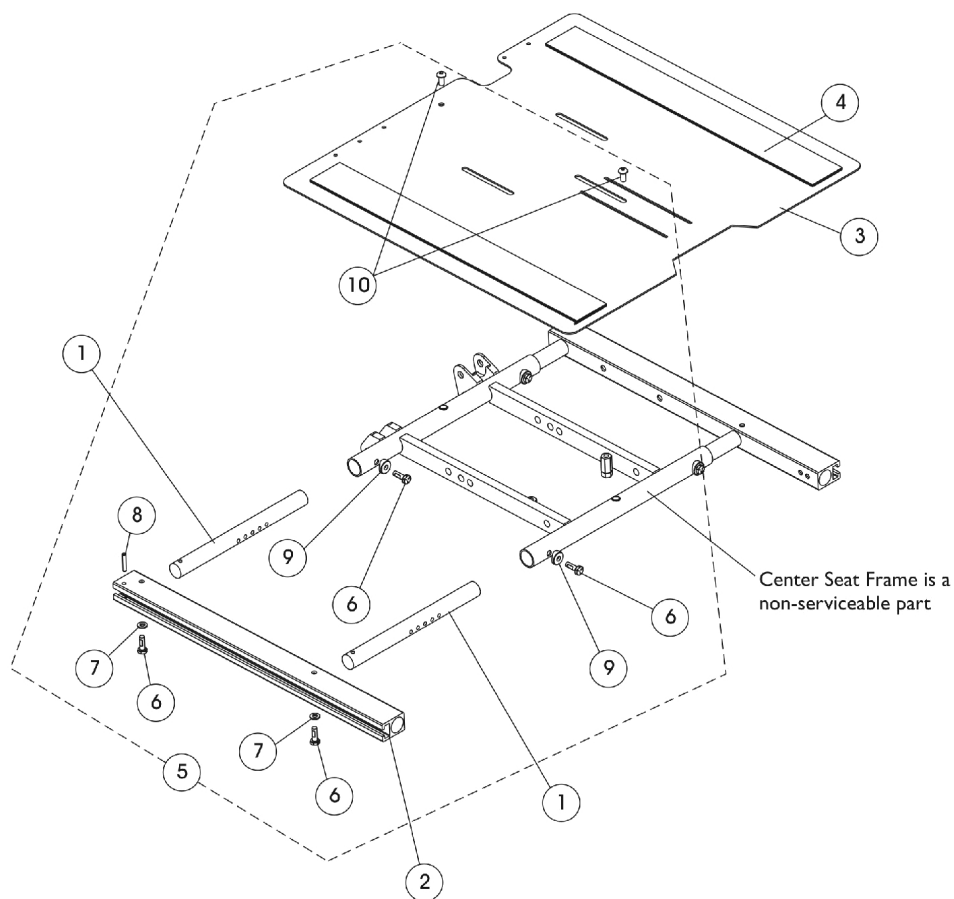
Seat Frame & Seat Pan w/ Hardware (12-16" Wide)

Item Number	Note	Part Number	Description	Quantity Per	
				Package	Assembly
1	A	1156163-NLA	NLA - Crossbar, Seat Frame, Black (12" - 16" W)	1	2
2		1142955-NLA	NLA - Crossbar, Seat Frame, Black (12" - 16" W)	1	2
3		1142951	Rail, Seat Frame (For 12 - 19" D Conventional)	1	2
4		1142961	Pan, Seat, with Hook and Loop Fasteners (12 - 16" W x 12 - 18" D)	1	1
5	B	1043082	Hook Fastener with Adhesive Back (2" W x 18" L)	1	2
5		1044580	Loop Fastener with Adhesive Back (2" W x 18" L)	1	2
6		1144581	Kit, Seat Frame Assembly Hardware (12"-24" Wide)	1	1
7			Screw, Hex Head w/ Patch (1/4-20 x 3/4")	1	8
8			Washer (1/4 x 1/2 x 1/16")	1	4
9			NLA - Pin, Roll (3/16 x 1")	1	2
10			Spacer, Coved (1/4 x 11/16 x 1/2")	1	4
11			Screw, Socket Button (1/4-20 x 3/4")	1	2
NOTE: A - Includes item 5 B - Includes items 7-11					



Seat Frame, Seat Pan and Hardware (16-20" Wide)

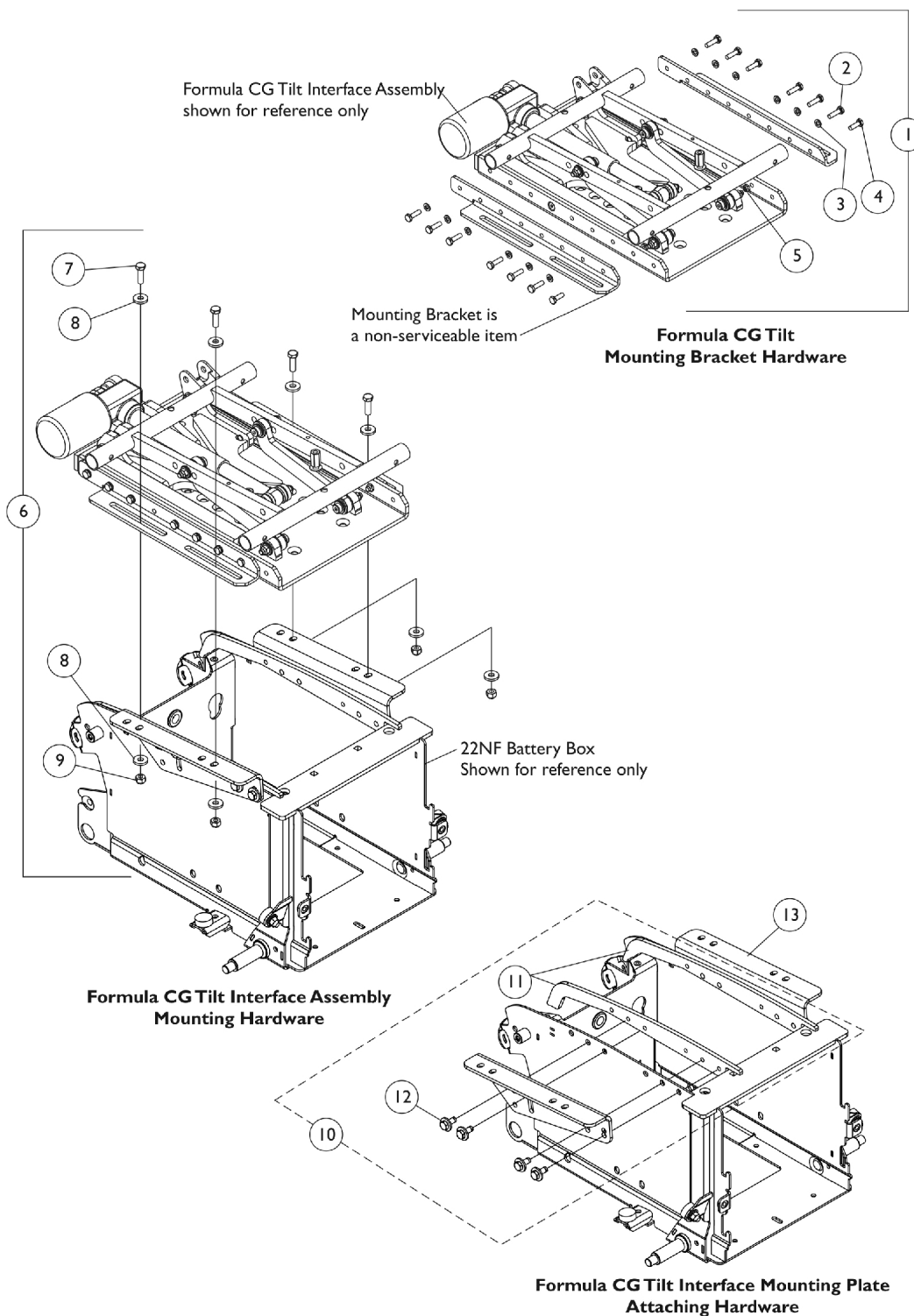
Item Number	Note	Part Number	Description	Quantity Per	
				Package	Assembly
1		1122475	Crossbar, Seat Frame (16" - 20" W)	1	4
2		1142951	Rail, Seat Frame (For 12 - 19" D Conventional)	1	2
2		1142952	Rail, Seat Frame (For 19 - 22" D Conventional)	1	2
2		1142953	Rail, Seat Frame (For 16 - 19" D Contoura)	1	2
2		1142954	Rail, Seat Frame (For 19 - 22" D Contoura)	1	2
3		1143748	Pan, Seat, with Hook and Loop Fasteners (16 - 20" W x 16 - 19" D)	1	1
3		1143789	Pan, Seat, with Hook and Loop Fasteners (16 - 20" W x 19 - 22" D)	1	1
4	A	1043082	Hook Fastener with Adhesive Back (2" W x 18" L)	1	2
4	A	1044580	Loop Fastener with Adhesive Back (2" W x 18" L)	1	2
4	B	1043084	Hook Fastener with Adhesive back (2" W x 22" L)	1	2
4	B	1044584	Loop Fastener with Adhesive back (2" W x 22" L)	1	2
5	C	1144581	Kit, Seat Frame Assembly Hardware (12"-24" Wide)	1	1
6			Screw, Hex Head w/ Patch (1/4-20 x 3/4")	1	8
7			Washer (1/4 x 1/2 x 1/16")	1	4
8			NLA - Pin, Roll (3/16 x 1")	1	2
9			Spacer, Coved (1/4 x 11/16 x 1/2")	1	4
10			Screw, Socket Button (1/4-20 x 3/4")	1	2
NOTE: A - For 16-19" deep seat pans B - For 19-22" deep seat pans C - Includes items 6-10					



Seat Frame, Seat Pan and Hardware (20-22" Wide)

Item Number	Note	Part Number	Description	Quantity Per	
				Package	Assembly
1		1120283	Crossbar, Seat Frame (20" - 24" W)	1	4
2		1142951	Rail, Seat Frame (For 12 - 19" D Conventional)	1	2
2		1142952	Rail, Seat Frame (For 19 - 22" D Conventional)	1	2
2		1142953	Rail, Seat Frame (For 16 - 19" D Contoura)	1	2
2		1142954	Rail, Seat Frame (For 19 - 22" D Contoura)	1	2
3		1143790	Pan, Seat with Hook and Loop Fasteners (20 - 24" W x 16 - 19" D)	1	1
3		1143791	Pan, Seat, with Hook and Loop Fasteners (20 - 24" W x 19 - 22" D)	1	1
4	A	1043082	Hook Fastener with Adhesive Back (2" W x 18" L)	1	2
4	A	1044580	Loop Fastener with Adhesive Back (2" W x 18" L)	1	2
4	B,C	1043084	Hook Fastener with Adhesive back (2" W x 22" L)	1	2
4	B,C	1044584	Loop Fastener with Adhesive back (2" W x 22" L)	1	2
5	C	1144581	Kit, Seat Frame Assembly Hardware (12"-24" Wide)	1	1
6			Screw, Hex Head w/ Patch (1/4-20 x 3/4")	1	8
7			Washer (1/4 x 1/2 x 1/16")	1	4
8			NLA - Pin, Roll (3/16 x 1")	1	2
9			Spacer, Coved (1/4 x 11/16 x 1/2")	1	4
10			Screw, Socket Button (1/4-20 x 3/4")	1	2
NOTE: A - For 16-19" deep seat pans B - For 19-22" deep seat pans C - Includes items 6-10					
NOTE: 23" and 24" wide settings are not used for TDX SI models					

Seat Frame Mounting Hardware & Interface Mtg. Plates

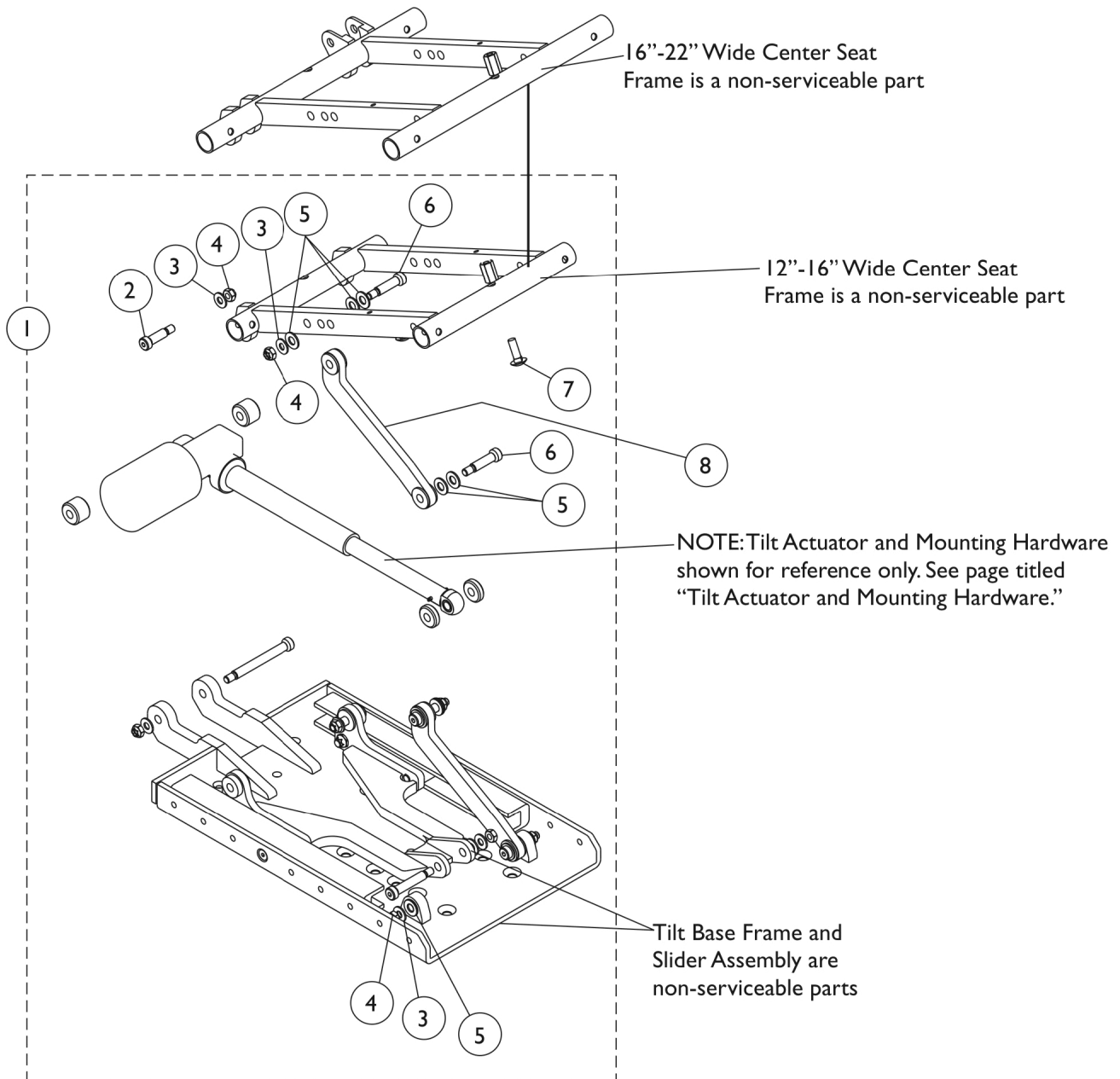


Seat Frame Mounting Hardware & Interface Mtg. Plates

Item Number	Note	Part Number	Description	Quantity Per	
				Package	Assembly
1	A	1121713-NLA	NLA - Kit, Formula CG Tilt & Tilt/Recline Mounting Bracket Hardware	1	1
2			Screw, Hex Head (1/4-20 x 7/8")	1	12
3			Lockwasher, Split (1/4")	1	12
4			NLA - Bolt, Hex Head Cap (1/4-20 x 3/4")	1	2
5			Locknut (1/4-20)	1	2
6	B	1121699	Kit, Formula CG Tilt, Recline & Tilt/Recline Interface Asbly. Mtg. Hdwr. (For TDX SP w/ 22NF Batteries)	1	1
7			Screw, Hex Head (5/16-18 x 1")	1	4
8			Washer, Flat (21/64 x 53/64 x 7/64")	1	8
9			Locknut, High Profile (5/16-18)	1	4
10	C,G	1147130	Kit, Interface Mounting Plate Hardware	1	1
11			Plate, Nut	1	2
12			Screw, Hex Head SEMS w/ Patch (5/16-18 x 3/4")	1	8
	H	1144678	Package, Screw Hex Head Sems with Patch (5/16-18 x 3/4")	10	1
13	D	1121697-NLA	NLA - Plate, Low Interface Mounting - Right	1	1
13	D	1121698-NLA	NLA - Plate, Low Interface Mounting - Left	1	1
13	E	1148011-NLA	NLA - Plate, Medium Interface Mounting - Right	1	1
13	E	1148012-NLA	NLA - Plate, Medium Interface Mounting - Left	1	1
13	F	1148013-NLA	NLA - Plate, High Interface Mounting - Right	1	1
13	F	1148014-NLA	NLA - Plate, High Interface Mounting - Left	1	1
NOTE: A - Includes items 2-5 B - Includes items 7-9 C - Includes items 11 and 12 D - Low Seat-To-Floor = 17.5" at 0 degrees E - Medium Seat-To-Floor = 18.5" at 0 degrees F - High Seat-To-Floor = 19.5" at 0 degrees G - When a TRBKTS option is used, item 11 Nut Plate is replaced with the TRBKTS Tie-Down Bracket. When replacement hardware is needed, order a package of 10 screws part number 1144678. H - Not Shown. Replacement hardware for TRBKTS Tie-Down Bracket only.					

Tilt Links & Mounting Hardware Before 4/2/13

NOTE:Item #8 Tilt Links are currently not available as a service part in the field.



Tilt Links & Mounting Hardware

Before 4/2/13

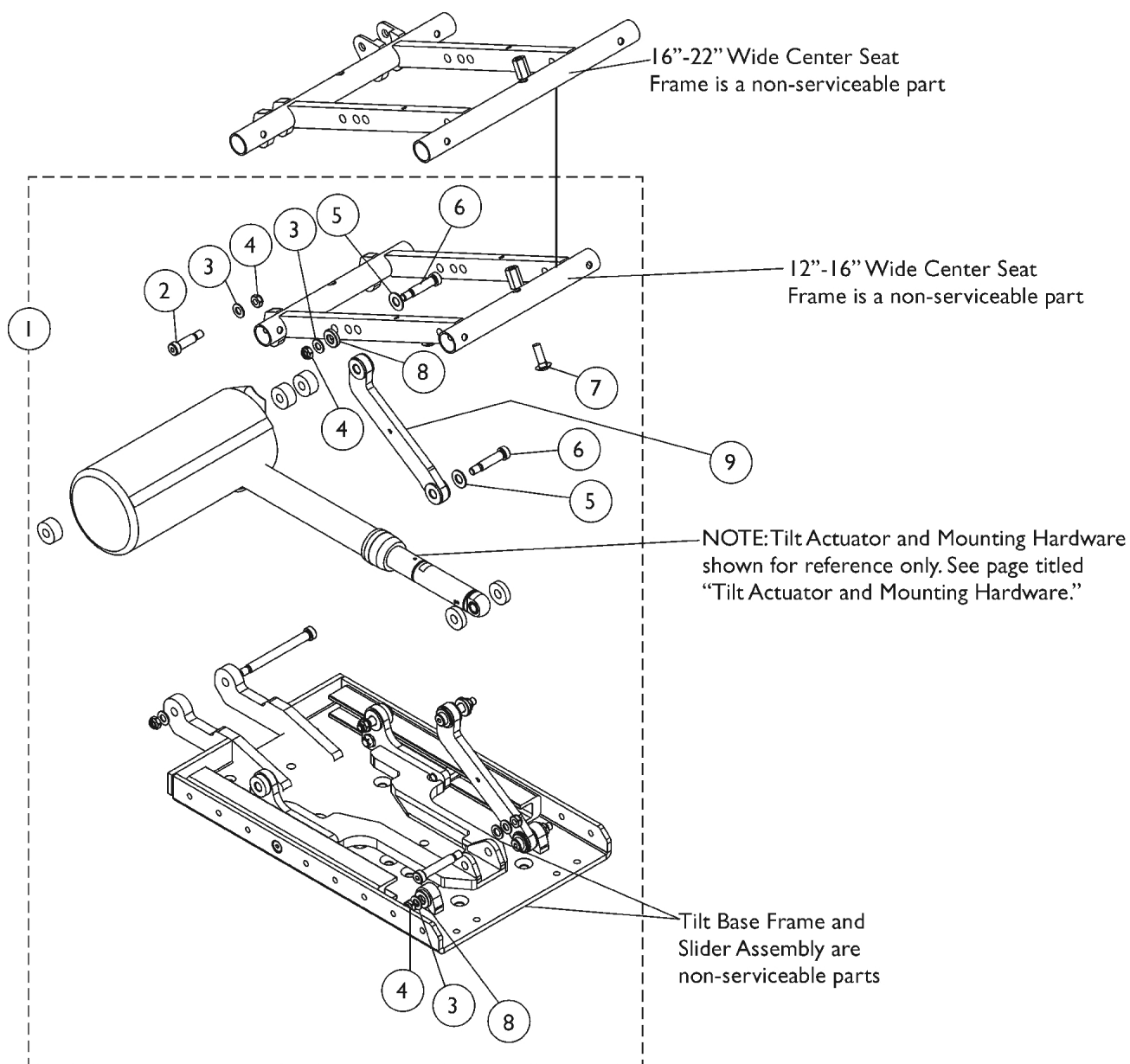
NOTE:Item #8 Tilt Links are currently not available as a service part in the field.

Item Number	Note	Part Number	Description	Quantity Per	
				Package	Assembly
1	A,B,C	1146451-NLA	NLA - Kit, Tilt Link Mounting Hardware (12" - 16" W)	1	1
2			NLA - Screw, Shoulder Hex Socket Head (3/8 x 1", 5/16-18)	1	2
3			Washer, Steel (11/32 x 11/16 x 1/16")	1	6
4			Locknut (5/16-18)	1	6
5			Washer, Nylon (3/8 x 13/16 x 1/16")	1	12
6			Screw, Shoulder Hex Socket (3/8 x 1-1/4", 5/16-18)	1	4
7			Bolt, Round Head Square Neck (5/16-18 x 1")	1	2
1	A,B,C	1144587-NLA	NLA - Kit, Tilt Link Mounting Hardware (16" - 24" W)	1	1
2			Screw, Shoulder Hex Socket Head (3/8 x 1-1/2", 5/16-18)	1	2
3			Washer, Steel (11/32 x 11/16 x 1/16")	1	6
4			Locknut (5/16-18)	1	6
5			Washer, Nylon (3/8 x 13/16 x 1/16")	1	12
6			Screw, Shoulder Hex Socket (3/8 x 1-1/4", 5/16-18)	1	4
7			Bolt, Round Head Square Neck (5/16-18 x 1")	1	2
NOTE: A - Includes items 2-7. B - Item #8 Tilt Links are currently not available as a service part in the field. C - No Longer Available. See page titled "Tilt Links and Mounting Hardware After 4/1/13". Part #1146451 replaced with 1180311. Part #1144587 replaced with 1180312.					

Tilt Links & Mounting Hardware

After 4/1/13

NOTE:Item #9 Tilt Links are currently not available as a service part in the field.



Tilt Links & Mounting Hardware

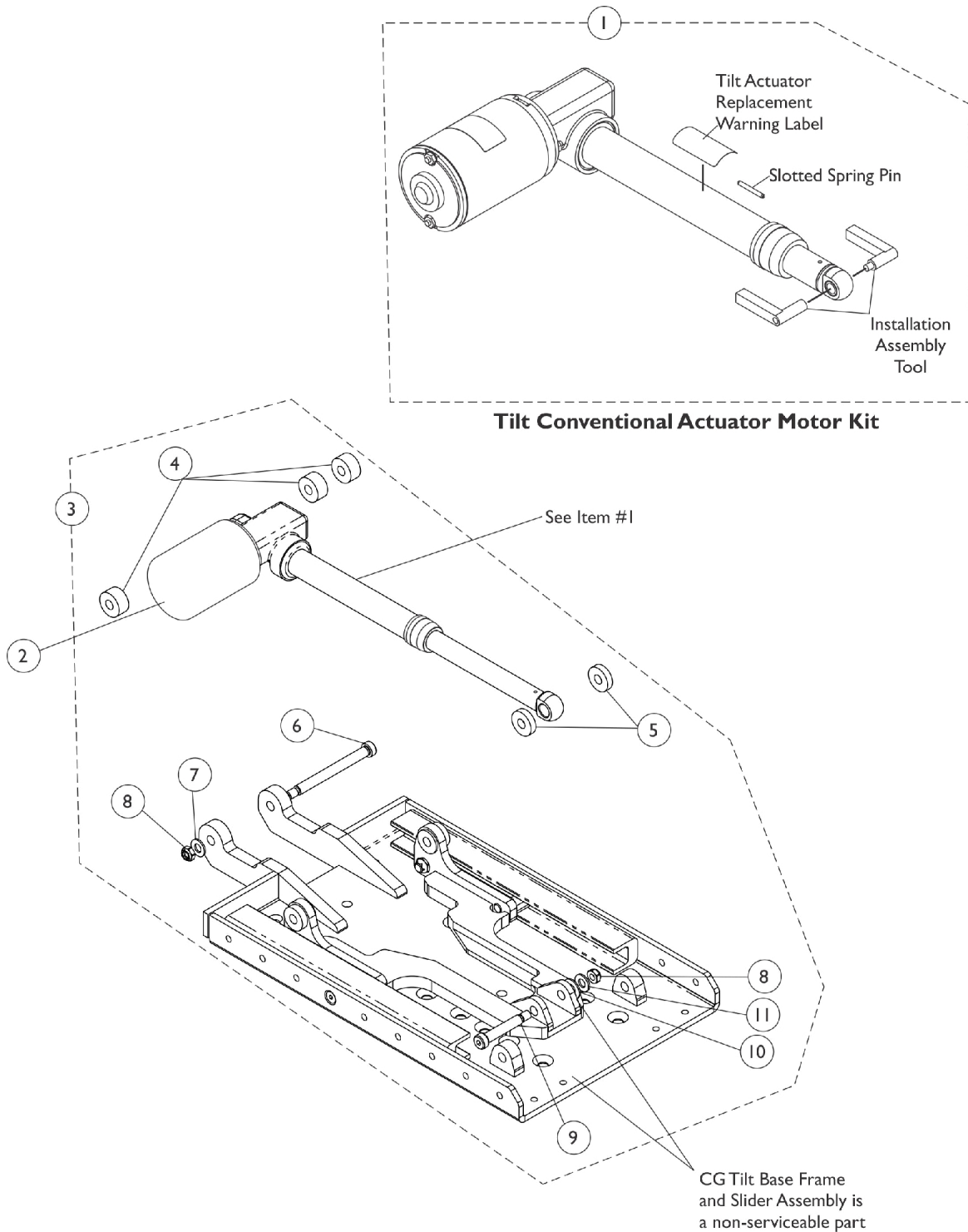
After 4/1/13

NOTE: Item #9 Tilt Links are currently not available as a service part in the field.

Item Number	Note	Part Number	Description	Quantity Per	
				Package	Assembly
1	A,B	1180311	Kit, Tilt Link Mounting Hardware (12" - 16" W)	1	1
2			NLA - Screw, Shoulder Hex Socket Head (3/8 x 1", 5/16-18)	1	2
3			Washer, Flat (5/16 x 5/8 x 1/16")	1	6
4			Locknut (5/16-18)	1	6
5			Washer, Nylon (3/8 x 13/16 x 1/16")	1	4
6			Screw, Shoulder Hex Socket (3/8 x 1-1/4", 5/16-18)	1	4
7			Bolt, Round Head Square Neck (5/16-18 x 1")	1	2
8			Spacer (3/8 x 13/16 x 11/64")	1	4
	A,B	1180312	Instruction Sheet, Tilt Link Installation	1	1
1			Kit, Tilt Link Mounting Hardware (16" - 24" W)	1	1
2			Screw, Shoulder Hex Socket Head (3/8 x 1-1/2", 5/16-18)	1	2
3			Washer, Flat (5/16 x 5/8 x 1/16")	1	6
4			Locknut (5/16-18)	1	6
5			Washer, Nylon (3/8 x 13/16 x 1/16")	1	4
6			Screw, Shoulder Hex Socket (3/8 x 1-1/4", 5/16-18)	1	4
7			Bolt, Round Head Square Neck (5/16-18 x 1")	1	2
8			Spacer (3/8 x 13/16 x 11/64")	1	4
			Instruction Sheet, Tilt Link Installation	1	1
NOTE: A - Includes items 2-8 and Installation Instruction Sheet. B - Item #9 Tilt Links are currently not available as a service part in the field.					

Tilt Conventional Actuator Motor & Mounting Hardware

Before 4/2/13

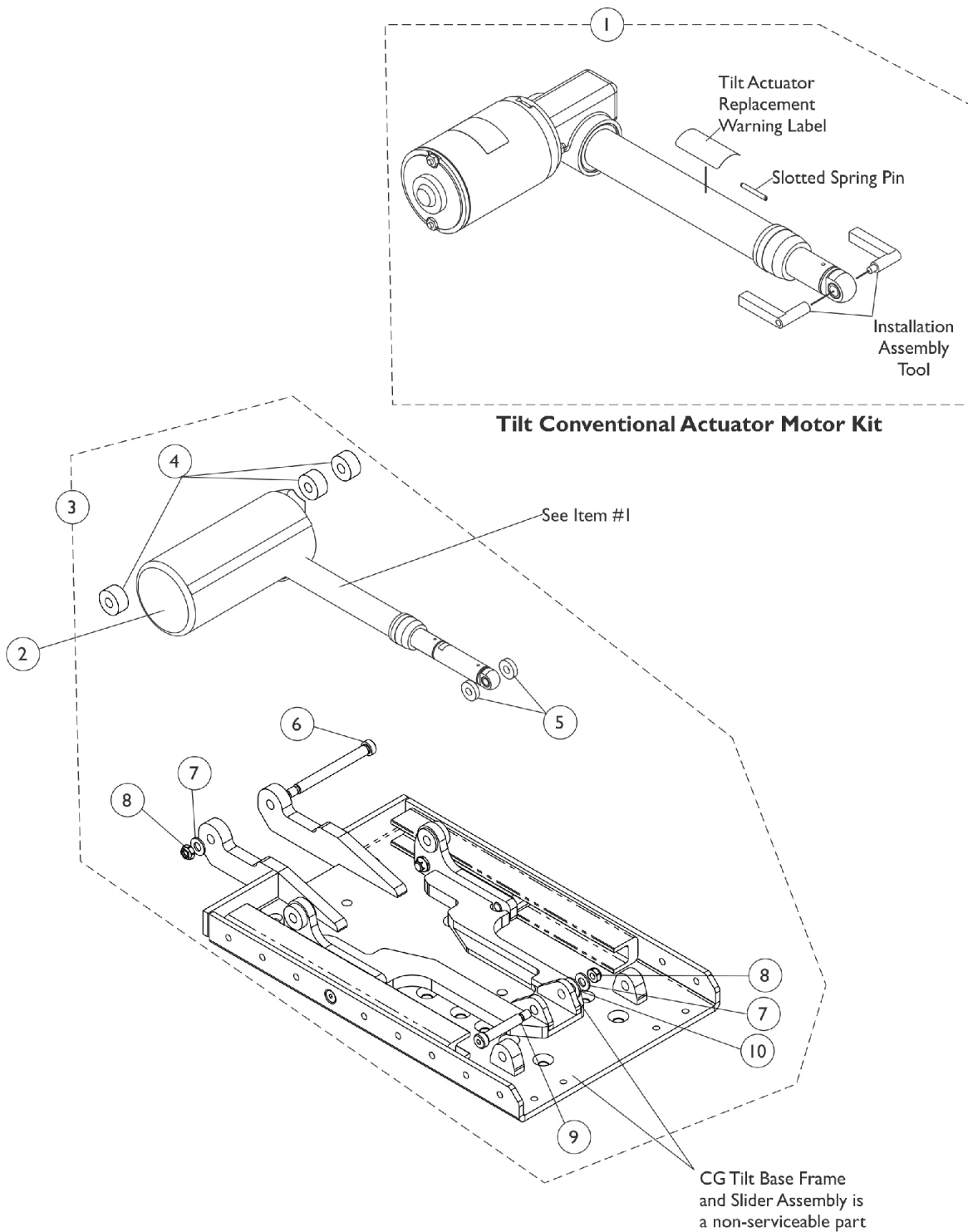


Tilt Conventional Actuator Motor & Mounting Hardware Before 4/2/13

Item Number	Note	Part Number	Description	Quantity Per	
				Package	Assembly
1	B,C,E	1169660	Kit, Tilt Conventional Actuator Motor	1	1
1	B,C,E	1169660E-NLA	NLA - WARR RPLMT - Kit, Tilt Actuator Conventional Motor	1	1
2		1144610-NLA	NLA - Cover, Tilt Actuator Motor Boot	1	1
3	A,D	1153721-NLA	NLA - Kit, Tilt Actuator Motor Mounting Hardware	1	1
4			Spacer (3/8 x 1 x 1/2")	1	3
5			NLA - Washer, Nylon (13/32 x 1 x 1/4")	1	2
6			Screw, Shoulder Hex Socket Head (3/8" x 3-1/2", 5/16-18)	1	1
7			Washer, Steel (11/32 x 11/16 x 1/16")	1	1
8			Locknut (5/16-18)	1	2
9			Screw, Shoulder Hex Socket Head (3/8 x 1-3/4", 5/16-18)	1	1
10			Washer, Plain (1/4 x 9/16 x 1/16")	1	1
11			Washer, Flat (5/16 x 5/8 x 1/16")	1	1
NOTE: A - Includes items 4-11 B - Due to NEW Installation procedures, refer to the Tilt Actuator Replacement Instructions included with the Kit for assistance. C - Includes the Tilt Conventional Actuator Motor, Bushings, Installation Assembly Tool, Slotted Spring Pin, Silicon Lubricant, Warning Label and Instructions. Components are not sold separately. D - No Longer Available. See page titled "Tilt Conventional Actuator Motor and Mounting Hardware After 4/1/13". Part #1153721 was replaced with 1180313. E - Includes Part #1190604 Supplemental Power Wheelchair Warnings/Wear and Tear Information Owner's Manual.					

Tilt Conventional Actuator Motor & Mounting Hardware

After 4/1/13



Tilt Conventional Actuator Motor & Mounting Hardware

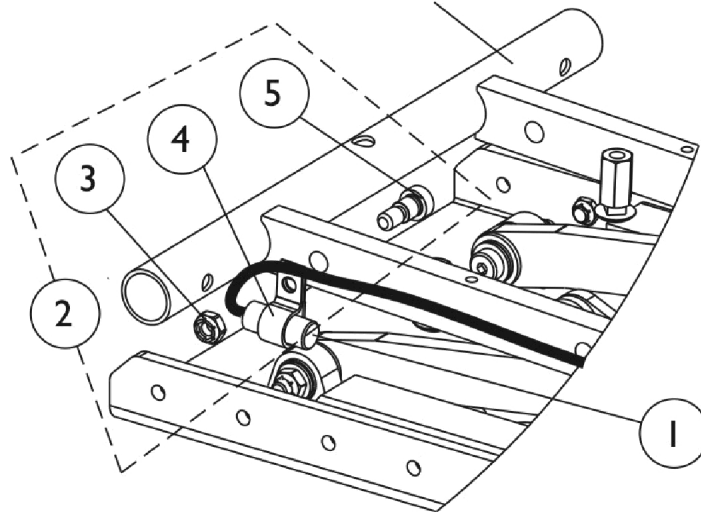
After 4/1/13

Item Number	Note	Part Number	Description	Quantity Per	
				Package	Assembly
1	B,C,D	1169660	Kit, Tilt Conventional Actuator Motor	1	1
1	B,C,D	1169660E-NLA	NLA - WARR RPLMT - Kit, Tilt Actuator Conventional Motor	1	1
2		1144610-NLA	NLA - Cover, Tilt Actuator Motor Boot	1	1
3	A	1180313	Kit, Tilt Actuator Motor Mounting Hardware	1	1
4			Spacer (3/8 x 1 x 1/2")	1	3
5			NLA - Washer, Nylon (13/32 x 1 x 1/4")	1	2
6			Screw, Shoulder Hex Socket Head (3/8" x 3-1/2", 5/16-18)	1	1
7			Washer, Flat (5/16 x 5/8 x 1/16")	1	2
8			Locknut (5/16-18)	1	2
9			Screw, Shoulder Hex Socket Head (3/8 x 1-3/4", 5/16-18)	1	1
10			Washer, Plain (1/4 x 9/16 x 1/16")	1	1
			Instruction Sheet, Tilt Actuator Motor Installation	1	1
NOTE: A - Includes items 4-10 and Installation Instruction Sheet. B - Due to NEW Installation procedures, refer to the Tilt Actuator Replacement Instructions included with the Kit for assistance. C - Includes the Tilt Conventional Actuator Motor, Bushings, Installation Assembly Tool, Slotted Spring Pin, Silicon Lubricant, Warning Label and Instructions. Components are not sold separately. D - Includes Part #1190604 Supplemental Power Wheelchair Warnings/Wear and Tear Information Owner's Manual.					

Mercury Free Switches & Hardware

As of 7/1/2009, switches are mercury free.

Partial view of a Tilt Seating
shown for reference only

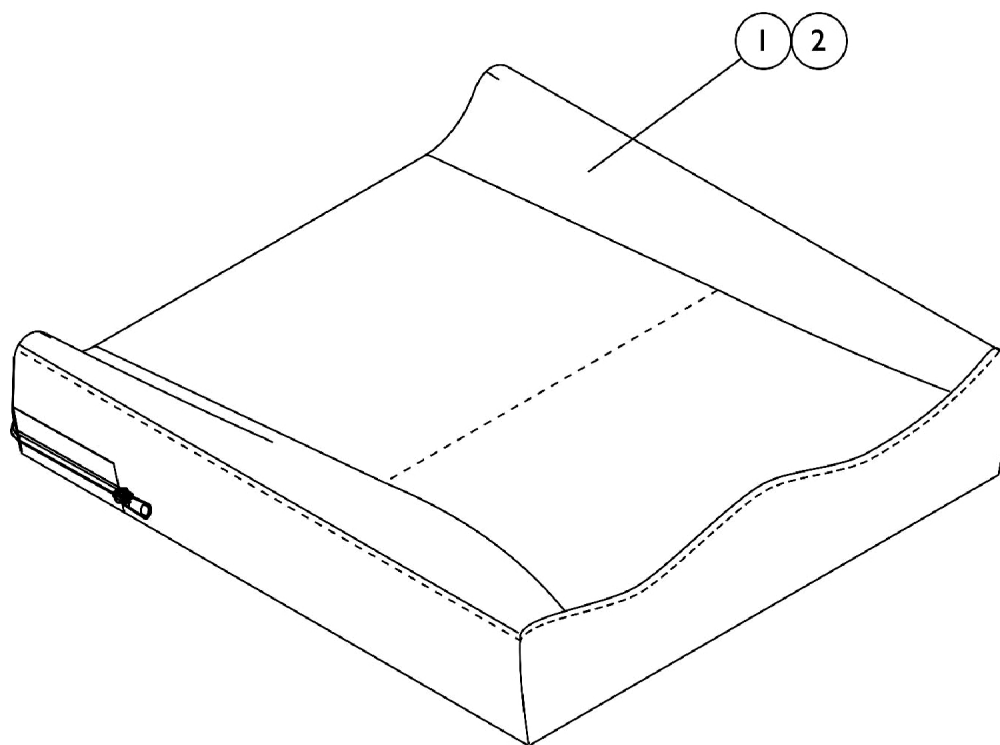


Formula CG Tilt Only

Item Number	Note	Part Number	Description	Quantity Per	
				Package	Assembly
1		1140099	Switch, Drive Lockout Mercury Free Ball (MK6i) (50" L)	1	1
2	A	1121712	Kit, Switch Mounting Hardware (Formula CG Tilt Only)	1	1
3			Locknut (5/16-18)	1	1
4			NLA - Bracket, Cable/Wire Mounting, Black	1	1
5			Screw, Shoulder Hex Socket Head w/ Patch (3/8" x 3/8", 5/16-18)	1	1
NOTE: A - Includes items 3-5					

Seat Cushion Assembly

Contoura Seating



#1 Contoura Seat Cushion Assembly

NOTE: To order a Mesh Contoura Seat Cushion Assembly, please use quote # SM-100908010838 when placing your order.

Chair Width	16" Deep	17" Deep	18" Deep	19" Deep	20" Deep	21" Deep	22" Deep
16" Wide	1132982 See Note(s) A	1132983-NLA See Note(s) A	1132984 See Note(s) A	1132985 See Note(s) A	1132986 See Note(s) A	N/A	N/A
18" Wide	1132987 See Note(s) A	1132988-NLA See Note(s) A	1132989 See Note(s) A	1132990 See Note(s) A	1132991 See Note(s) A	N/A	N/A
20" Wide	1132992 See Note(s) A	1132993-NLA See Note(s) A	1132994 See Note(s) A	1132995 See Note(s) A	1132996 See Note(s) A	1132997 See Note(s) A	1132998 See Note(s) A
22" Wide	N/A	N/A	1132999 See Note(s) A	1133000 See Note(s) A	1133001 See Note(s) A	1133002 See Note(s) A	1133003 See Note(s) A

NOTE: A - Cushion Foam is not available separately.

Seat Cushion Assembly

Contoura Seating

#2 Contoura Seat Cushion Cover Before 12/16/10

Chair Width	16" Deep	17" Deep	18" Deep	19" Deep	20" Deep	21" Deep	22" Deep
16" Wide	1132953-NLA	1132954-NLA	1132955-NLA	1132956-NLA	1132957-NLA	N/A	N/A
18" Wide	1132958-NLA	1132959-NLA	1132960-NLA	1132961-NLA	1132962-NLA	N/A	N/A
20" Wide	1132963-NLA	1132964-NLA	1132965-NLA	1132966-NLA	1132967-NLA	1132968-NLA	1132969-NLA
22" Wide	N/A	N/A	1132970-NLA	1132971-NLA	1132972-NLA	1132973-NLA	1132974-NLA

Contoura Seat Cushion Covers listed on this chart are No Longer Available. Refer to the Contoura Seat Cushion Covers dated after 12/15/10 as a direct replacement.

Seat Cushion Assembly Contoura Seating

#2 Contoura Seat Cushion Cover After 12/15/10

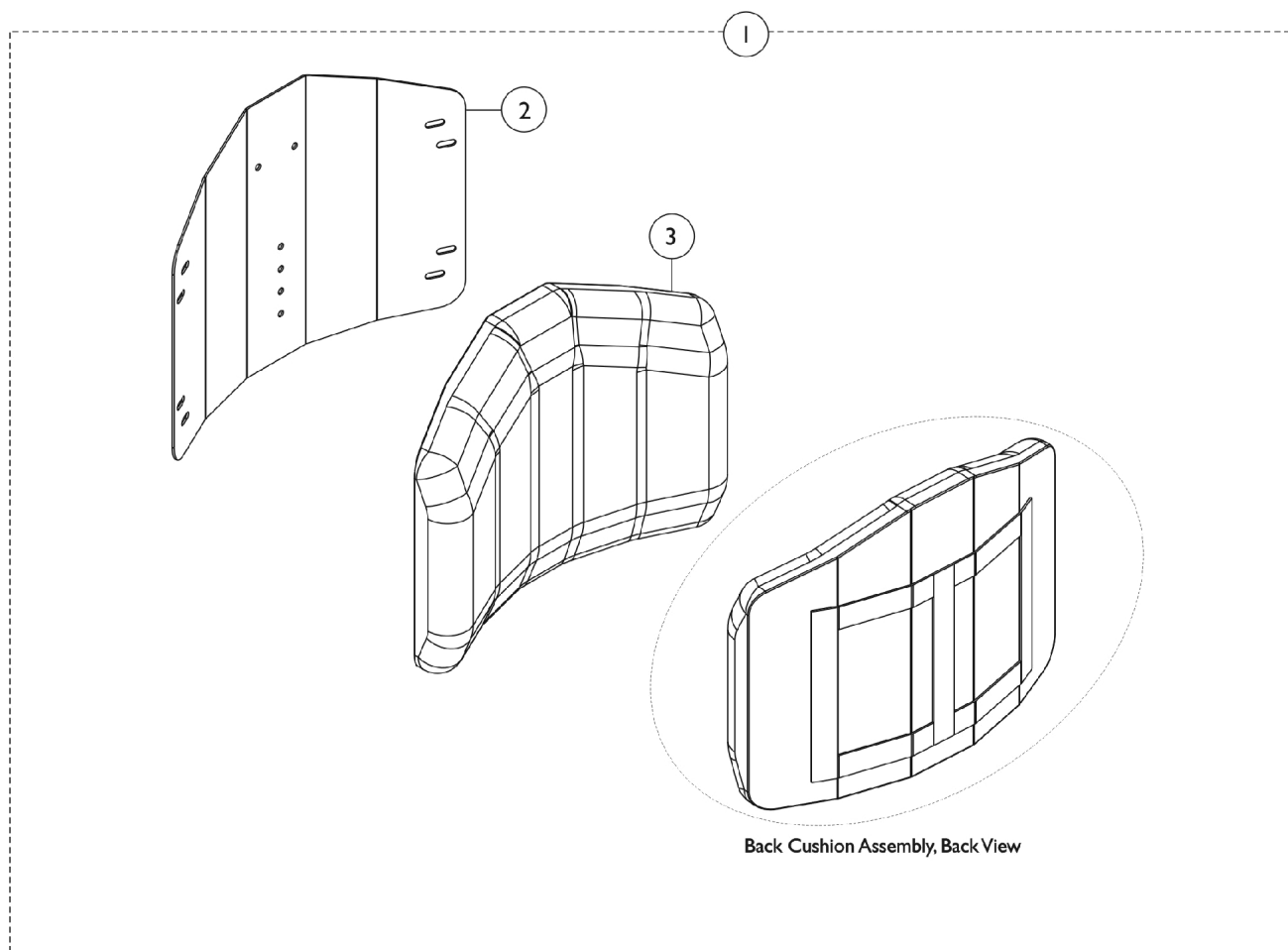
Chair Width	16" Deep	17" Deep	18" Deep	19" Deep	20" Deep	21" Deep	22" Deep
16" Wide	1167372	1167373-NLA	1167374	1167375	1167376	N/A	N/A
18" Wide	1167377	1167378-NLA	1167379	1167380	1167381	N/A	N/A
20" Wide	1167382	1167383-NLA	1167384	1167385	1167386	1167387	1167388
22" Wide	N/A	N/A	1167389	1167390	1167391	1167392	1167393

#2 Contoura Seat Cushion Cover, Mesh (CTBMSH)

Chair Width	16" Deep	17" Deep	18" Deep	19" Deep	20" Deep	21" Deep	22" Deep
16" Wide	1164208	1164209	1164210	1164211	1164212	N/A	N/A
18" Wide	1164213	1164214	1164215	1164216	1164217	N/A	N/A
20" Wide	1164218	1164219	1164220	1164221	1164222	1164223	1164224
22" Wide	N/A	N/A	1164225	1164226	1164227	1164228	1164229

Conventional Back w/o Mounting Hardware (12-15" Wide)

NOTE: Hook Fastener Adhesive Kit must be ordered when a Back Pan is requested. This will allow the Loop Fastener Adhesive on the Back Cover to attach properly.



Item Number	Note	Part Number	Description	Quantity Per	
				Package	Assembly
1		See Chart	#1 Back Assembly without Hardware	1	1
2		See Chart	#2 Back Pan without Hook Fastener Adhesive	1	1
3		See Chart	#3 Back Cushion Assembly with Hook & Loop Fastener Adhesive	1	1
5	A	1125723	Kit, Hook Fastener w/ Adhesive Back	1	1

NOTE: A - Hook Fastener Adhesive kit is used for 12"-22" wide Conventional Backs to attach the Back Cover to the Back Pan and must be ordered when a new Back Pan is requested.

Conventional Back w/o Mounting Hardware (12-15" Wide)

NOTE: Hook Fastener Adhesive Kit must be ordered when a Back Pan is requested. This will allow the Loop Fastener Adhesive on the Back Cover to attach properly.

#1 Back Assembly without Hardware

Overall Back Height	Material Back Height	12" Wide	13" Wide	14" Wide	15" Wide
16"	12"	1146269	1146274	1146279	1146284
17"	13"	1146270	1146275	1146280	1146285
18"	14"	1146271	1146276	1146281	1146286
19"	15"	1146272	1146277	1146282	1146287
20"	16"	1146273	1146278	1146283	1146288

#2 Back Pan without Hook Fastener Adhesive

Overall Back Height	Material Back Height	12" Wide	13" Wide	14" Wide	15" Wide
16"	12"	1148739	1148744	1148749	1148754
17"	13"	1148740	1148745	1148750	1148755
18"	14"	1148741	1148746	1148751	1148756
19"	15"	1148742	1148747	1148752	1148757
20"	16"	1148743	1148748	1148753	1148758

Conventional Back w/o Mounting Hardware (12-15" Wide)

NOTE: Hook Fastener Adhesive Kit must be ordered when a Back Pan is requested. This will allow the Loop Fastener Adhesive on the Back Cover to attach properly.

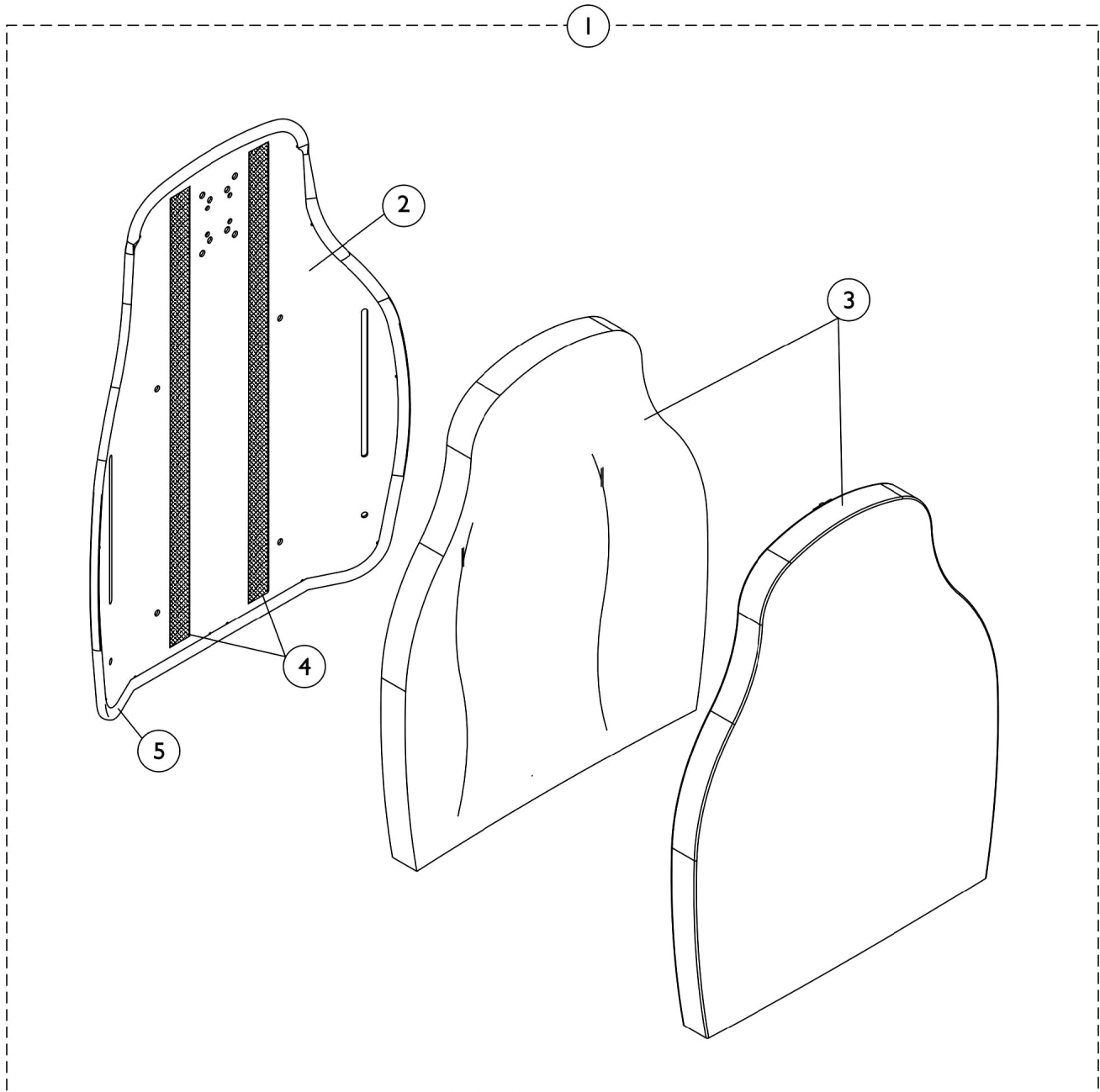
#3 Back Cushion Assembly with Hook & Loop Fastener Adhesive

Overall Back Height	Material Back Height	12" Wide	13" Wide	14" Wide	15" Wide
16"	12"	1148759	1148764	1148769	1148774
17"	13"	1148760	1148765	1148770	1148775
18"	14"	1148761	1148766	1148771	1148776
19"	15"	1148762	1148767	1148772	1148777
20"	16"	1148763	1148768	1148773	1148778

NOTE: Back Cover and Foam are sold as a Back Cushion Assembly only.

Contoura Back w/o Mounting Hardware - Before 5/15/09

NOTE: Extruded back canes come in one back height only. Back cane material height for the contoura extruded back canes measure approximately 20-1/2". Overall back height from the seat pan to top of the extruded back cane is approximately 23". Only the Back Assembly needs to be replaced when changing back heights.



Contoura Back w/o Mounting Hardware - Before 5/15/09

NOTE: Extruded back canes come in one back height only. Back cane material height for the contoura extruded back canes measure approximately 20-1/2". Overall back height from the seat pan to top of the extruded back cane is approximately 23". Only the Back Assembly needs to be replaced when changing back heights.

Item Number	Note	Part Number	Description	Quantity Per	
				Package	Assembly
1		See Chart	#1 Back Assembly without Hardware 16", 18", 20", 22" Wide	1	1
2		See Chart	#2 Back Pan with Vinyl Edge Trim 16", 18", 20", 22" Wide	1	1
3		See Chart	#3 Back Cushion Assembly 16", 18", 20", 22" Wide	1	1
4		1125725-NLA	NLA - Hook Fastener w/ Adhesive Back (1" W x 48" L)	1	1
5		1125724-NLA	NLA - Trim, Edge, Cut-To-Length, Vinyl Black (96" L)	1	1

Contoura Back w/o Mounting Hardware - Before 5/15/09

NOTE: Extruded back canes come in one back height only. Back cane material height for the contoura extruded back canes measure approximately 20-1/2". Overall back height from the seat pan to top of the extruded back cane is approximately 23". Only the Back Assembly needs to be replaced when changing back heights.

#1 Back Assembly without Hardware 16", 18", 20", 22" Wide

Overall Back Height	Material Back Height	16" Wide	18" Wide	20" Wide	22" Wide
25"	20"	1132828-NLA	1132829-NLA	1132830-NLA	1132831-NLA
29"	24"	1132825-NLA	1124733-NLA	1124734-NLA	1132826-NLA

#2 Back Pan with Vinyl Edge Trim 16", 18", 20", 22" Wide

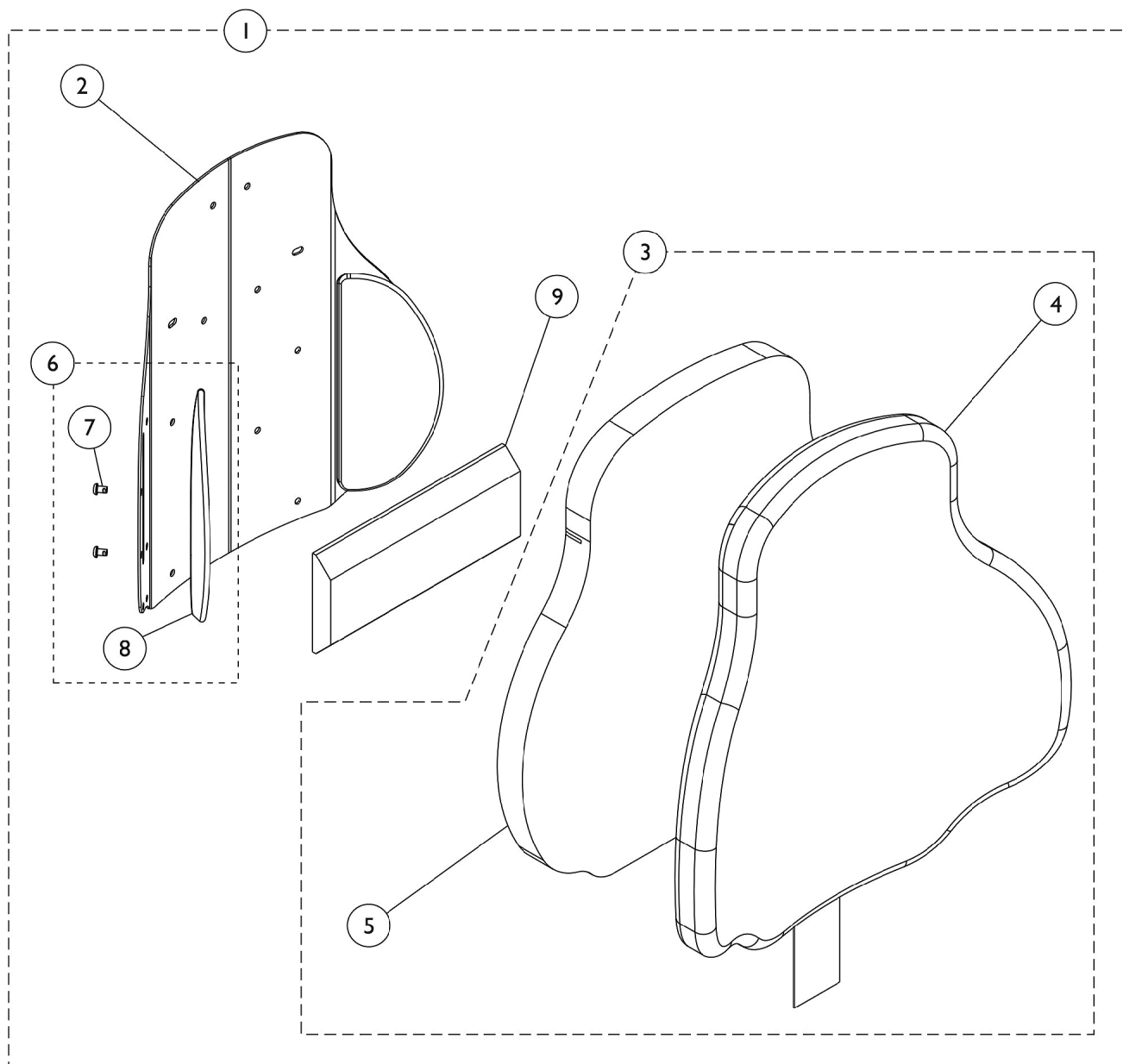
Overall Back Height	Material Back Height	16" Wide	18" Wide	20" Wide	22" Wide
25"	20"	1131405-NLA	1131406-NLA	1131407-NLA	1131408-NLA See Note(s) A
29"	24"	1131410-NLA	1122454-NLA	1122453-NLA	1131411-NLA

NOTE: A - Item is No Longer Available. Back Assembly, part # 1132831 must be purchased for replacement.

#3 Back Cushion Assembly 16", 18", 20", 22" Wide

Overall Back Height	Material Back Height	16" Wide	18" Wide	20" Wide	22" Wide
25"	20"	1132820-NLA	1132821-NLA	1132822-NLA	1132823-NLA
29"	24"	1132817-NLA	1125641-NLA	1125642-NLA	1132818-NLA

Curve Contoura Back w/o Mounting Hardware - After 5/14/09



Curve Contoura Back w/o Mounting Hardware - After 5/14/09

Item Number	Note	Part Number	Description	Quantity Per	
				Package	Assembly
1	A	See Chart	#1 Curved Contoura Back Kit	1	1
1	A	See Chart	#1 Mesh Curved Contoura Back Kit (CTBMSH)	1	1
3	B	See Chart	#3 Curve Contoura Back Cushion Assembly	1	1
3	B	See Chart	#3 Mesh Curve Contoura Back Cushion Assembly (CTBMSH)	1	1
6	C	1166151	Kit, Lateral Support, Contoura Back (22" H) (Pair)	1	1
			Screw, Socket, Button (1/4-20 x 3/8")	1	4
			Support, Lateral (22" H)	1	2
6	C	1163130-NLA	NLA - Kit, Lateral Support, Contoura Back (25" H) (Pair)	1	1
7			Screw, Socket, Button (1/4-20 x 3/8")	1	4
8			Support, Lateral (25" H)	1	2
6	C	1163131-NLA	NLA - Kit, Lateral Support, Contoura Back (28" H) (Pair)	1	1
7			Screw, Socket, Button (1/4-20 x 3/8")	1	4
8			Support, Lateral (28" H)	1	2
9		1084410-NLA	NLA - Support, Lumbar - Large	1	1
NOTE: A - Includes Items 2 thru 9. B - Includes Items 4 and 5. Back Cover and Foam are sold as a Back Cushion Assembly only. C - Included Items 7 and 8.					
Item #2 is a non-saleable part. Refer to item #1 Kit when ordering.					

#1 Curved Contoura Back Kit

Overall Back Height	Material Back Height	16" Wide	18" Wide	20" Wide	22" Wide
22" High	17" High	1165846 See Note(s) A	1165847 See Note(s) A	1165848 See Note(s) A	1165849 See Note(s) A
25" High	20" High	1161480 See Note(s) A	1161482 See Note(s) A	1161484 See Note(s) A	1161486 See Note(s) A
28" High	23" High	1161481 See Note(s) A	1161483 See Note(s) A	1161485 See Note(s) A	1161487 See Note(s) A
NOTE: A - Includes items 2-9 Overall Back Height includes the spacing gap dimension from the bottom of the Back Assembly to the Seat Pan					

#1 Mesh Curved Contoura Back Kit (CTBMSH)

Overall Back Height	Material Back Height	16" Wide	18" Wide	20" Wide	22" Wide

Curve Contoura Back w/o Mounting Hardware - After 5/14/09

#1 Mesh Curved Contoura Back Kit (CTBMSH)

Overall Back Height	Material Back Height	16" Wide	18" Wide	20" Wide	22" Wide
22" High	17" High	1165837 See Note(s) A	1165842 See Note(s) A	1165843 See Note(s) A	1165844 See Note(s) A
25" High	20" High	1164235 See Note(s) A	1164237 See Note(s) A	1164239 See Note(s) A	1164241 See Note(s) A
28" High	23" High	1164236 See Note(s) A	1164238 See Note(s) A	1164240 See Note(s) A	1164242 See Note(s) A
NOTE: A - Includes items 2-9					
Overall Back Height includes the spacing gap dimension from the bottom of the Back Assembly to the Seat Pan					

Curve Contoura Back w/o Mounting Hardware - After 5/14/09

#3 Curve Contoura Back Cushion Assembly

Overall Back Height	Material Back Height	16" Wide	18" Wide	20" Wide	22" Wide
22" High	17" High	1166146 See Note(s) B	1166147 See Note(s) B	1166148 See Note(s) B	1166149 See Note(s) B
25" High	20" High	1163248-NLA See Note(s) B	1163250 See Note(s) B	1163252 See Note(s) B	1163254 See Note(s) B
28" High	23" High	1163249-NLA See Note(s) B	1163251 See Note(s) B	1163253 See Note(s) B	1163255 See Note(s) B

NOTE: B - Includes items 4 and 5. Back Cover and Foam are sold as a Back Cushion Assembly only.

Overall Back Height includes the spacing gap dimension from the bottom of the Back Assembly to the Seat Pan

#3 Mesh Curve Contoura Back Cushion Assembly (CTBMSH)

Overall Back Height	Material Back Height	16" Wide	18" Wide	20" Wide	22" Wide
22" High	17" High	1166141 See Note(s) B	1166142 See Note(s) B	1166143 See Note(s) B	1166144 See Note(s) B
25" High	20" High	1171642-NLA See Note(s) B	1171644-NLA See Note(s) B	1171646-NLA See Note(s) B	1171648-NLA See Note(s) B
28" High	23" High	1171643-NLA See Note(s) B	1171645-NLA See Note(s) B	1171647-NLA See Note(s) B	1171649-NLA See Note(s) B

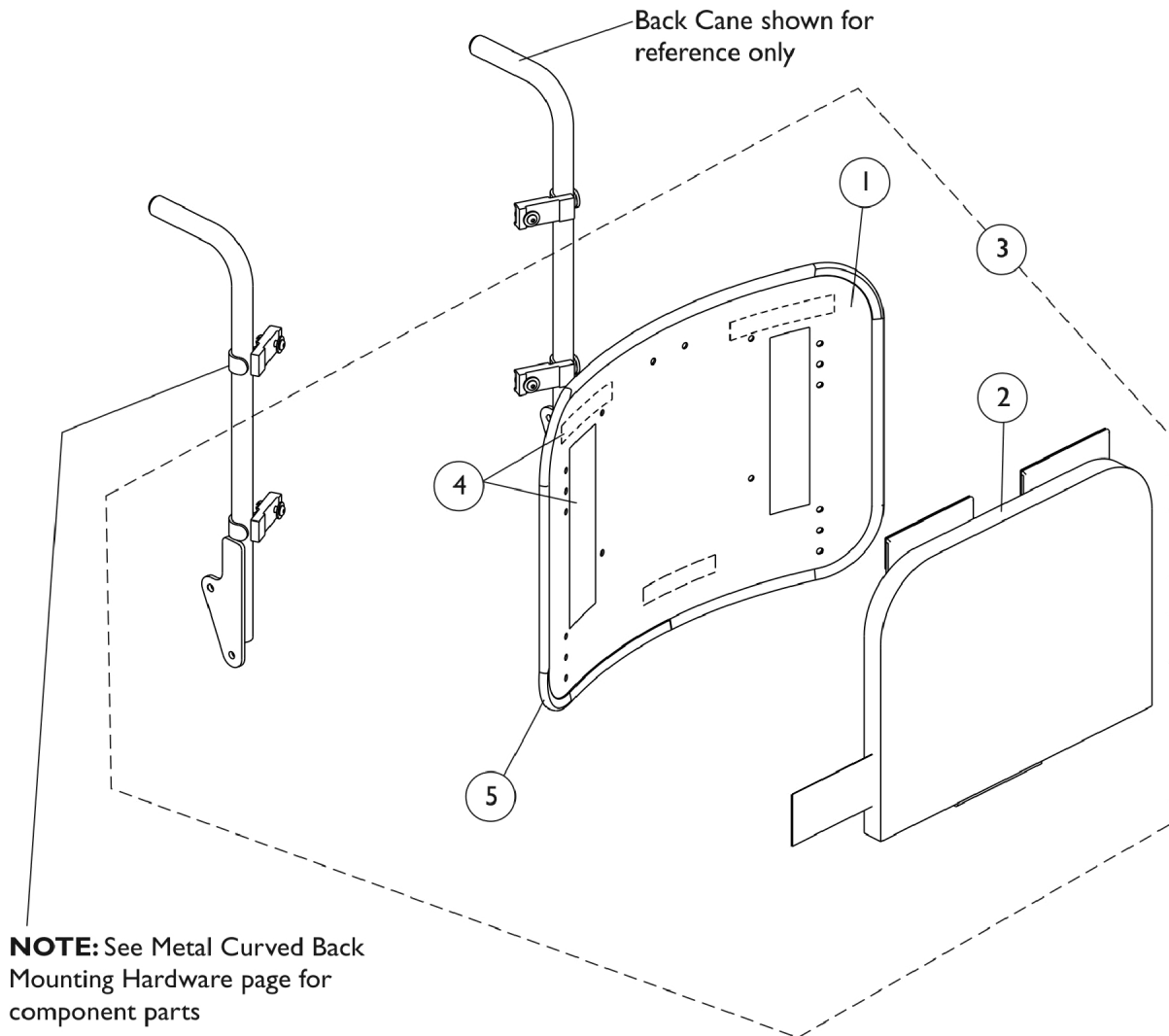
NOTE: B - Includes items 4 and 5. Back Cover and Foam are sold as a Back Cushion Assembly only.

Overall Back Height includes the spacing gap dimension from the bottom of the Back Assembly to the Seat Pan

Metal Curved Back Assembly

NOTE: Curved Back mounts only to back canes without a 10 degree bend.

NOTE: As of 8/15/08 the Curved Back material changed from ABS Plastic to Metal as inventory runs out. You must ask the customer if they have an ABS Plastic or the Metal Curved Back model when replacing components. All service replacement Back Assemblies with Hardware shipped will be metal. New Headrest Mounting Hardware is required when replacing an ABS Plastic Curved Back with a Metal Curved Back.



Metal Curved Back Assembly

NOTE: Curved Back mounts only to back canes without a 10 degree bend.

NOTE: As of 8/15/08 the Curved Back material changed from ABS Plastic to Metal as inventory runs out. You must ask the customer if they have an ABS Plastic or the Metal Curved Back model when replacing components. All service replacement Back Assemblies with Hardware shipped will be metal. New Headrest Mounting Hardware is required when replacing an ABS Plastic Curved Back with a Metal Curved Back.

Item Number	Note	Part Number	Description	Quantity Per	
				Package	Assembly
1		See Chart	#1 Back Pan w/ Vinyl Edge Trim 16"-18" Wide	1	1
1		See Chart	#1 Back Pan w/ Vinyl Edge Trim 19"-22" Wide	1	1
2		See Chart	#2 Back Cushion Assembly 16"-18" Wide	1	1
2		See Chart	#2 Back Cushion Assembly 19"-22" Wide	1	1
3		See Chart	#3 Back Assembly with Hardware 16"-18" Wide	1	1
3		See Chart	#3 Back Assembly with Hardware 19"-22" Wide	1	1
4	A	1125723	Kit, Hook Fastener w/ Adhesive Back	1	1
5		1125724-NLA	NLA - Trim, Edge, Cut-To-Length, Vinyl Black (96" L)	1	1

NOTE: A - Hook Fastener Adhesive Kit is used to attach the Back Cover to the Back Pan and must be ordered when a new Back Pan or Back Assembly is requested.

#1 Back Pan w/ Vinyl Edge Trim - 16"-18" Wide

Overall Back Height	Material Back Height	16" Wide	17" Wide	18" Wide
16"	11"	1157826	1157837	1157848
17"	12"	1157827	1157838	1157849
18"	13"	1157828	1157839	1157850
19"	14"	1157829	1157840	1157851
20"	15"	1157830	1157841	1157852
21"	16"	1157831	1157842	1157853
22"	17"	1157832	1157843	1157854
23"	18"	1157833	1157844	1157855
24"	19"	1157834	1157845	1157856

NOTE: Hook Fastener Adhesive Kit must be ordered when a Back Pan or Back Assembly is requested. This will allow the Loop Fastener Adhesive on the Back Cover to attach properly.

Metal Curved Back Assembly

NOTE: Curved Back mounts only to back canes without a 10 degree bend.

NOTE: As of 8/15/08 the Curved Back material changed from ABS Plastic to Metal as inventory runs out. You must ask the customer if they have an ABS Plastic or the Metal Curved Back model when replacing components. All service replacement Back Assemblies with Hardware shipped will be metal. New Headrest Mounting Hardware is required when replacing an ABS Plastic Curved Back with a Metal Curved Back.

#1 Back Pan w/ Vinyl Edge Trim - 19"-22" Wide

Overall Back Height	Material Back Height	19" Wide	20" Wide	21" Wide	22" Wide
16"	11"	1157859	1157870	1157881	1157892
17"	12"	1157860	1157871	1157882	1157893
18"	13"	1157861	1157872	1157883	1157894
19"	14"	1157862	1157873	1157884	1157895
20"	15"	1157863	1157874	1157885	1157896
21"	16"	1157864	1157875	1157886	1157897
22"	17"	1157865	1157876	1157887	1157898
23"	18"	1157866	1157877	1157888	1157899
24"	19"	1157867	1157878	1157889	1157900

NOTE: Hook Fastener Adhesive Kit must be ordered when a Back Pan or Back Assembly is requested. This will allow the Loop Fastener Adhesive on the Back Cover to attach properly.

#2 Back Cushion Assembly - 16"-18" Wide

Overall Back Height	Material Back Height	16" Wide	17" Wide	18" Wide
16"	12-1/2"	1160207	1160218	1160229
17"	13-1/2"	1160208	1160219	1160230
18"	14-1/2"	1160209	1160220	1160231
19"	15-1/2"	1160210	1160221	1160232
20"	16-1/2"	1160211	1160222	1160233
21"	17-1/2"	1160212	1160223	1160234
22"	18-1/2"	1160213	1160224	1160235
23"	19-1/2"	1160214	1160225	1160236
24"	20-1/2"	1160215	1160226	1160237

NOTE: Back cover and foam are sold as a Back Cushion Assembly only.

Metal Curved Back Assembly

NOTE: Curved Back mounts only to back canes without a 10 degree bend.

NOTE: As of 8/15/08 the Curved Back material changed from ABS Plastic to Metal as inventory runs out. You must ask the customer if they have an ABS Plastic or the Metal Curved Back model when replacing components. All service replacement Back Assemblies with Hardware shipped will be metal. New Headrest Mounting Hardware is required when replacing an ABS Plastic Curved Back with a Metal Curved Back.

#2 Back Cushion Assembly - 19"-22" Wide

Overall Back Height	Material Back Height	19" Wide	20" Wide	21" Wide	22" Wide
16"	12-1/2"	1097378-NLA	1097379-NLA	1097380-NLA	1097381-NLA
17"	13-1/2"	1097385-NLA	1097386-NLA	1097387-NLA	1097388-NLA
18"	14-1/2"	1097392	1097393	1097394-NLA	1097395-NLA
19"	15-1/2"	1097399	1097400	1097401	1097402
20"	16-1/2"	1097406	1097407	1097408	1097409
21"	17-1/2"	1097413	1097414	1097415	1097416
22"	18-1/2"	1097420	1097421	1097422	1097423
23"	19-1/2"	1097427	1097428	1097429	1097430
24"	20-1/2"	1097434	1097435	1097436	1097437

NOTE: Back cover and foam are sold as a Back Cushion Assembly only.

#3 Back Assembly with Hardware - 16" -18" Wide

Overall Back Height	Material Back Height ABS Plastic Curved	Material Back Height Metal Curved	16" Wide	17" Wide	18" Wide
16"	12"	11"	1106973-NLA	1106983	1106993
17"	13"	12"	1106974	1106984	1106994
18"	14"	13"	1106975	1106985	1106995
19"	15"	14"	1106976	1106986	1106996
20"	16"	15"	1106977	1106987	1106997
21"	17"	16"	1106978	1106988	1106998
22"	18"	17"	1106979	1106989	1106999
23"	19"	18"	1106980	1106990	1107000
24"	20"	19"	1106981	1106991	1107001

NOTE: Hook Fastener Adhesive Kit must be ordered when a Back Pan or Back Assembly is requested. This will allow the Loop Fastener Adhesive on the Back Cover to attach properly.

Metal Curved Back Assembly

NOTE: Curved Back mounts only to back canes without a 10 degree bend.

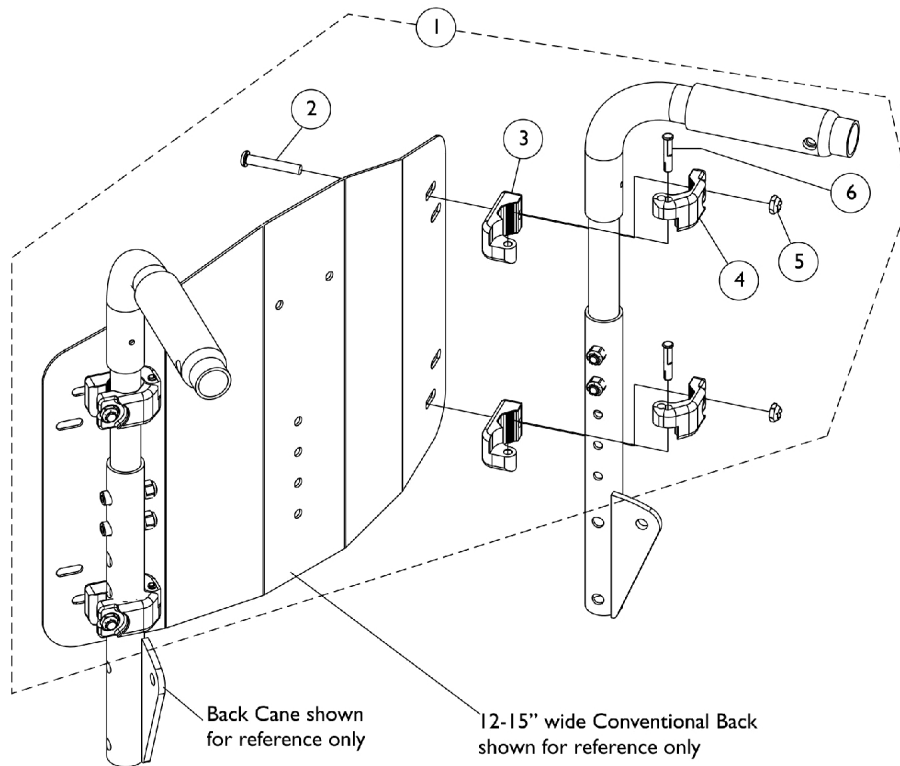
NOTE: As of 8/15/08 the Curved Back material changed from ABS Plastic to Metal as inventory runs out. You must ask the customer if they have an ABS Plastic or the Metal Curved Back model when replacing components. All service replacement Back Assemblies with Hardware shipped will be metal. New Headrest Mounting Hardware is required when replacing an ABS Plastic Curved Back with a Metal Curved Back.

#3 Back Assembly with Hardware - 19"-22" Wide

Overall Back Height	Material Back Height ABS Plastic Curved	Material Back Height Metal Curved	19" Wide	20" Wide	21" Wide	22" Wide
16"	12"	11"	1107003	1107013	1107023	1107033
17"	13"	12"	1107004	1107014	1107024	1107034
18"	14"	13"	1107005	1107015	1107025	1107035
19"	15"	14"	1107006	1107016	1107026	1107036
20"	16"	15"	1107007	1107017	1107027	1107042-NLA
21"	17"	16"	1107008	1107018	1107028	1107043
22"	18"	17"	1107009	1107019	1107029	1107044
23"	19"	18"	1107010	1107020	1107030	1107045
24"	20"	19"	1107011	1107021	1107031	1107046

NOTE: Hook Fastener Adhesive Kit must be ordered when a Back Pan or Back Assembly is requested. This will allow the Loop Fastener Adhesive on the Back Cover to attach properly.

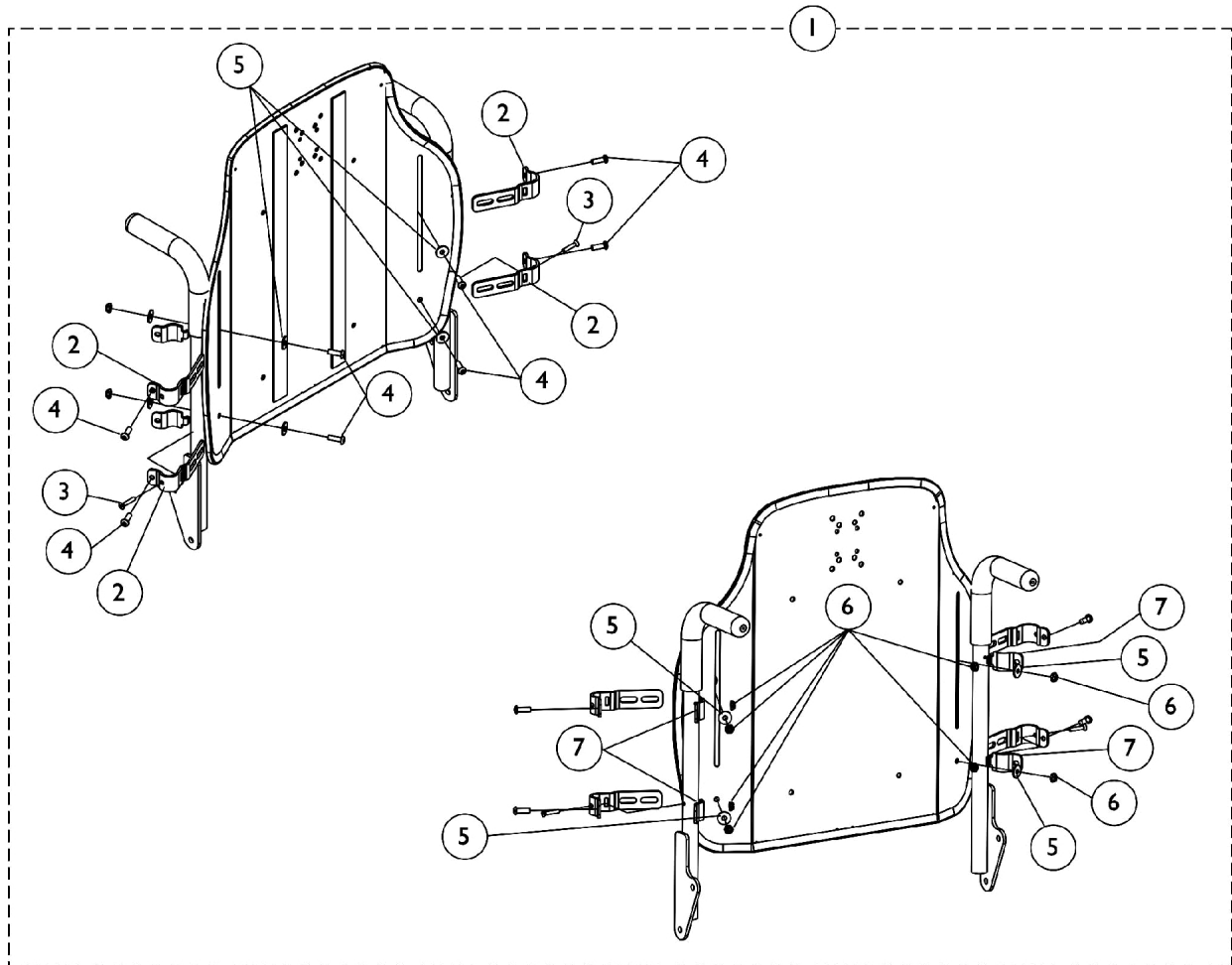
Conventional Back Mounting Hardware (12-15" Wide)



Item Number	Note	Part Number	Description	Quantity Per	
				Package	Assembly
1	A	1148440	Kit, Conventional Back Mounting Hardware (12"-15" Wide)	1	1
2			Screw, Socket Button Head (1/4-20 x 1-1/2")	1	4
3			NLA - Clamp, Inner	1	4
4			NLA - Clamp, Outer	1	4
5			Locknut (1/4-20)	1	4
6			NLA - Pin, Hinge	1	4
NOTE: A - Includes items 2-6					

Contoura Back Mounting Hardware

Contoura

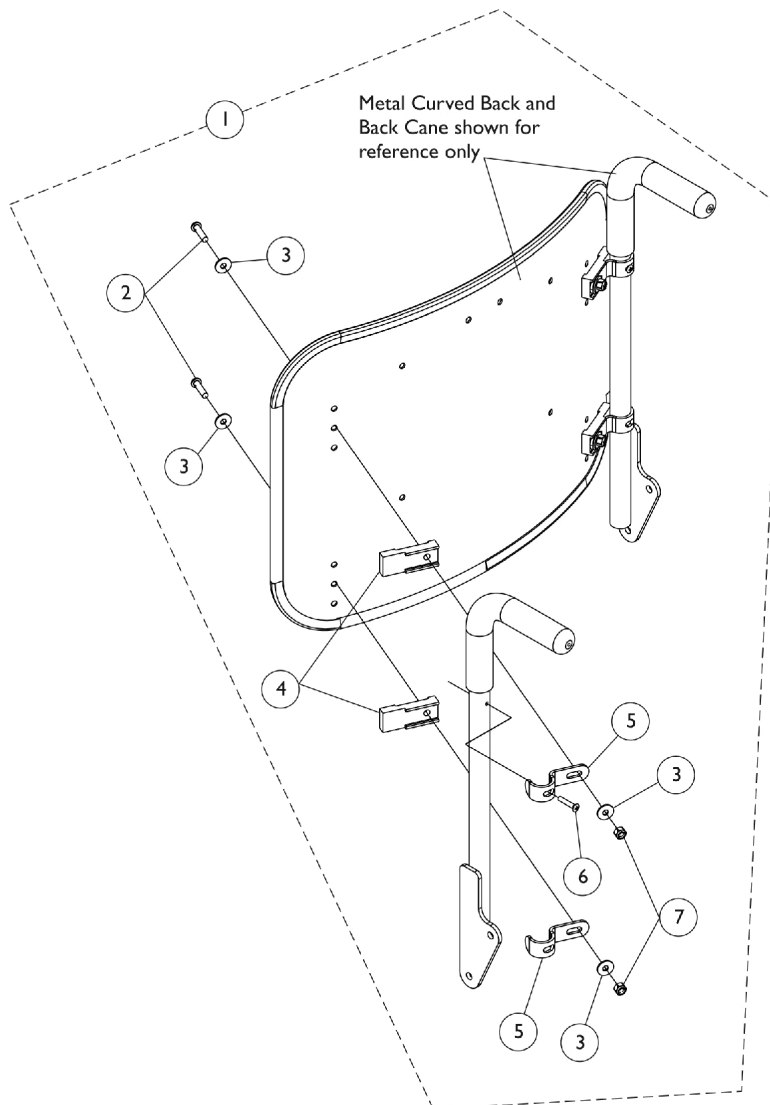


Contoura Back Mounting Hardware

Contoura

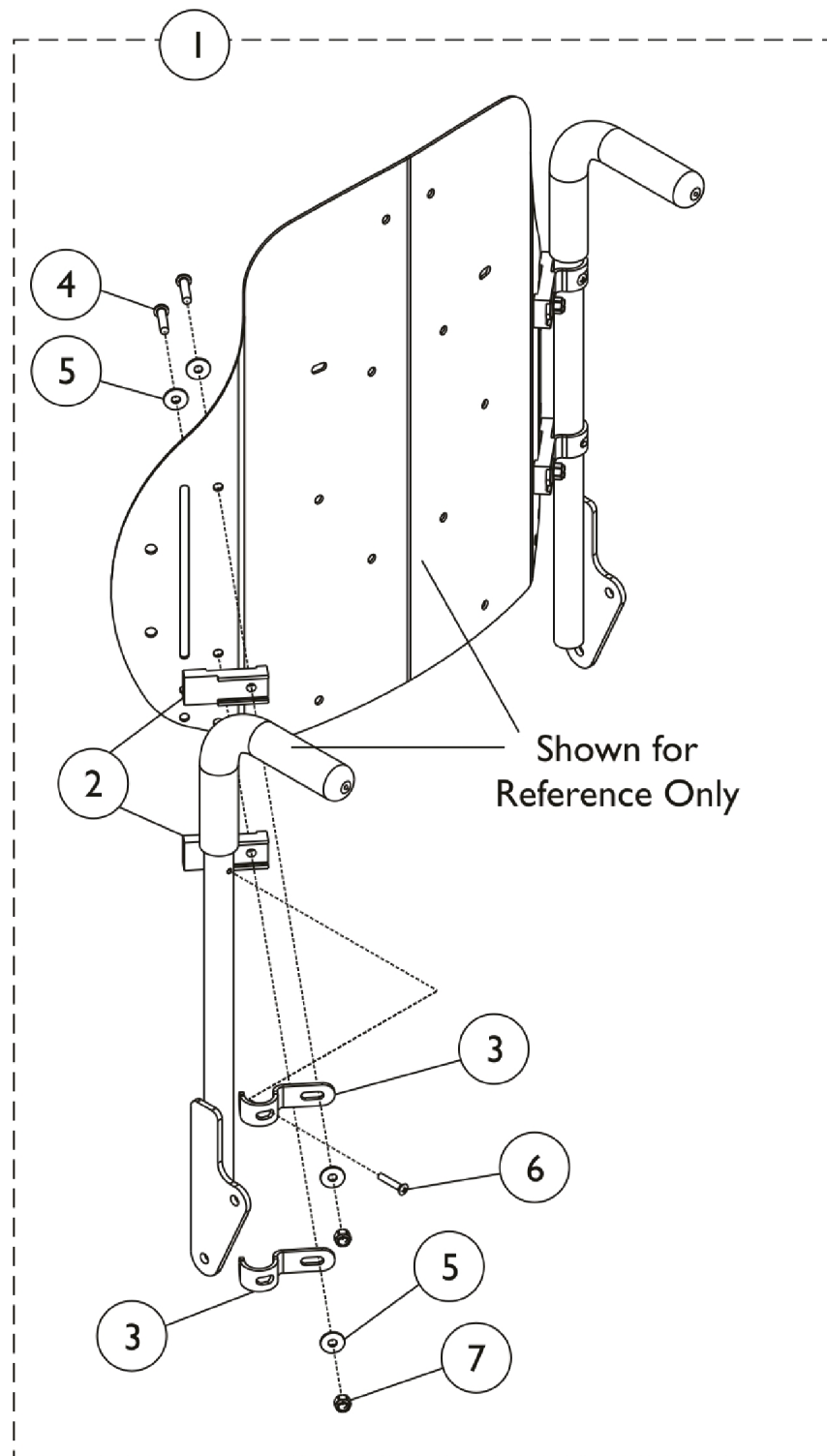
Item Number	Note	Part Number	Description	Quantity Per	
				Package	Assembly
1	A	1140945	Kit, Contoura Back Mounting Hdwr. - Round Canes	1	1
2			Bracket, Back Mounting, Front, Black	1	4
3			NLA - Screw, Phillips Oval Head (#10-16 x 7/8")	1	2
4			Screw, Socket Button (1/4-20 x 3/4")	1	8
5			Washer (1/4 x 23/32 x 1/16")	1	8
6			Locknut (1/4-20)	1	8
7			Bracket, Back Mounting, Rear, Black	1	4
NOTE: A - Includes items 2-7					

Metal Curved (16-22" Wide) Back Mounting Hardware



Item Number	Note	Part Number	Description	Quantity Per	
				Package	Assembly
1	A	1157925	Kit, Metal Curved and Curve Contoura Back Mounting Hardware	1	1
2			Spacer, Back Pan, Black	1	4
3			Hook, Back Assembly Mounting	1	4
4			Screw, Socket Button Head (1/4-20 x 1")	1	4
5			Washer (1/4 x 23/32 x 1/16")	1	8
6			NLA - Screw, Phillips Oval Head (#10-16 x 7/8")	1	2
7			Locknut (1/4-20)	1	4
NOTE: A - Includes items 2-7					

Curve Contoura Mounting Back Hardware (After 5/14/09)

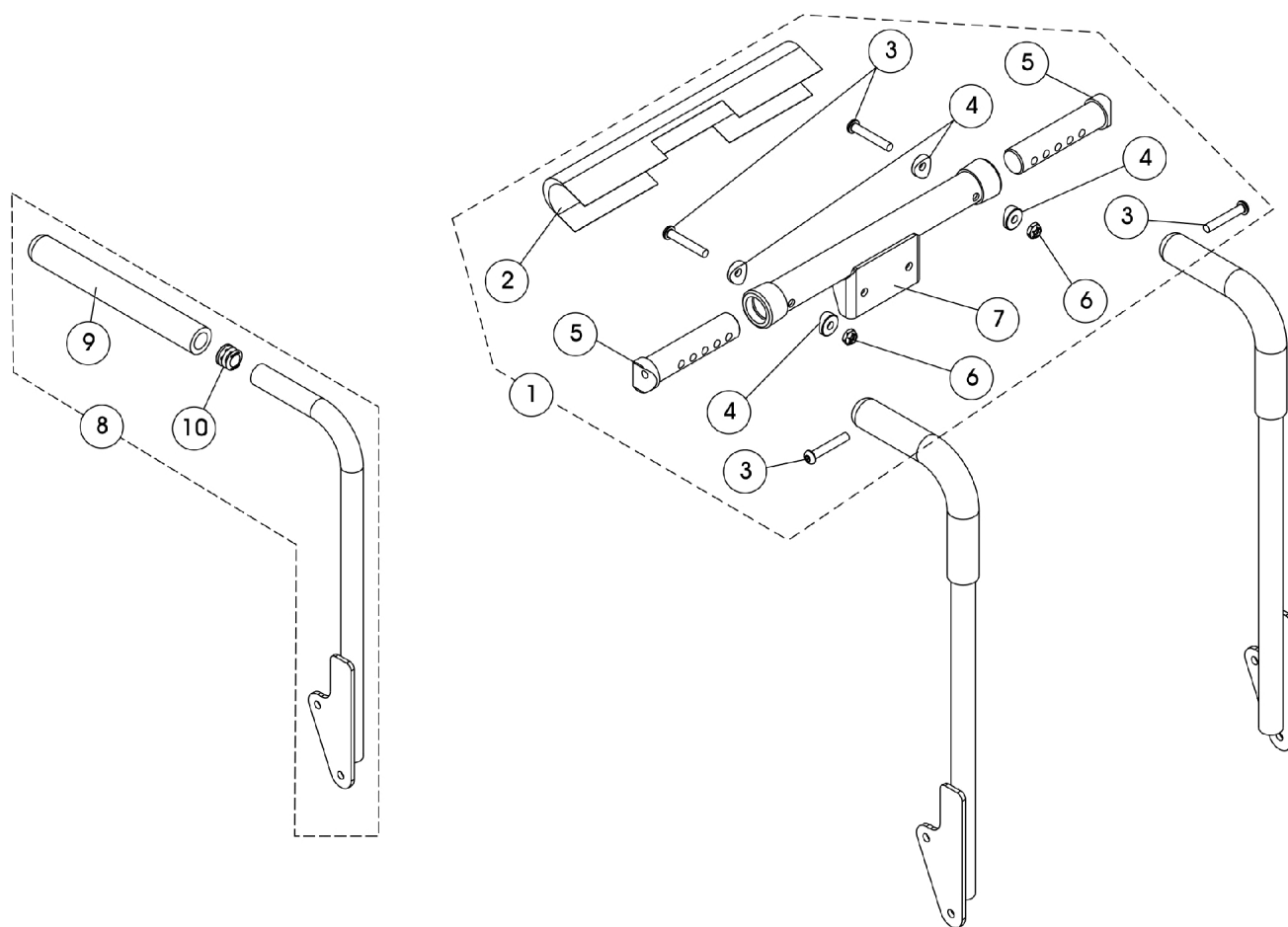


Curve Contoura Mounting Back Hardware (After 5/14/09)

Item Number	Note	Part Number	Description	Quantity Per	
				Package	Assembly
1	A	1157925	Kit, Metal Curved and Curve Contoura Back Mounting Hardware	1	1
2			Spacer, Back Pan, Black	1	4
3			Hook, Back Assembly Mounting	1	4
4			Screw, Socket Button Head (1/4-20 x 1")	1	4
5			Washer (1/4 x 23/32 x 1/16")	1	8
6			NLA - Screw, Phillips Oval Head (#10-16 x 7/8")	1	2
7			Locknut (1/4-20)	1	4
NOTE: A - Includes Items 2 thru 7.					

Back Cane, Spreader Bar and Push Handle Assembly (12-16" Wide) BPO Option

NOTE: 14-16" wide with BPO will use the Double Spreader Bar assembly.



Back Cane, Spreader Bar and Push Handle Assembly (12-16" Wide) BPO Option

NOTE: 14-16" wide with BPO will use the Double Spreader Bar assembly.

Item Number	Note	Part Number	Description	Quantity Per	
				Package	Assembly
1	A	1148152	Kit, Spreader Bar Assembly, 12-16" W Conventional Back & BPO Option	1	1
2			Cover, Spreader Bar w/ Headrest Bracket	1	1
3			Screw, Socket Button Head (1/4-20 x 1-1/2")	1	4
4			Spacer, Coved (1/4 x 11/16 x 1/2")	1	4
5			NLA - Insert, Spreader Bar Connector, Black	1	2
6			Locknut (1/4-20)	1	2
7			NLA - Tube, Spreader Bar w/ Headrest Bracket, Black	1	1
8		See Chart	#1 Back Cane Assemblies	1	1
9		1135506	Package, Foam Hand Grip (9" L)	10	1
10		1134426	Package, Plug Button, Black (3/4")	10	1

NOTE: A - Includes items 2-7

#1 Back Cane Assemblies

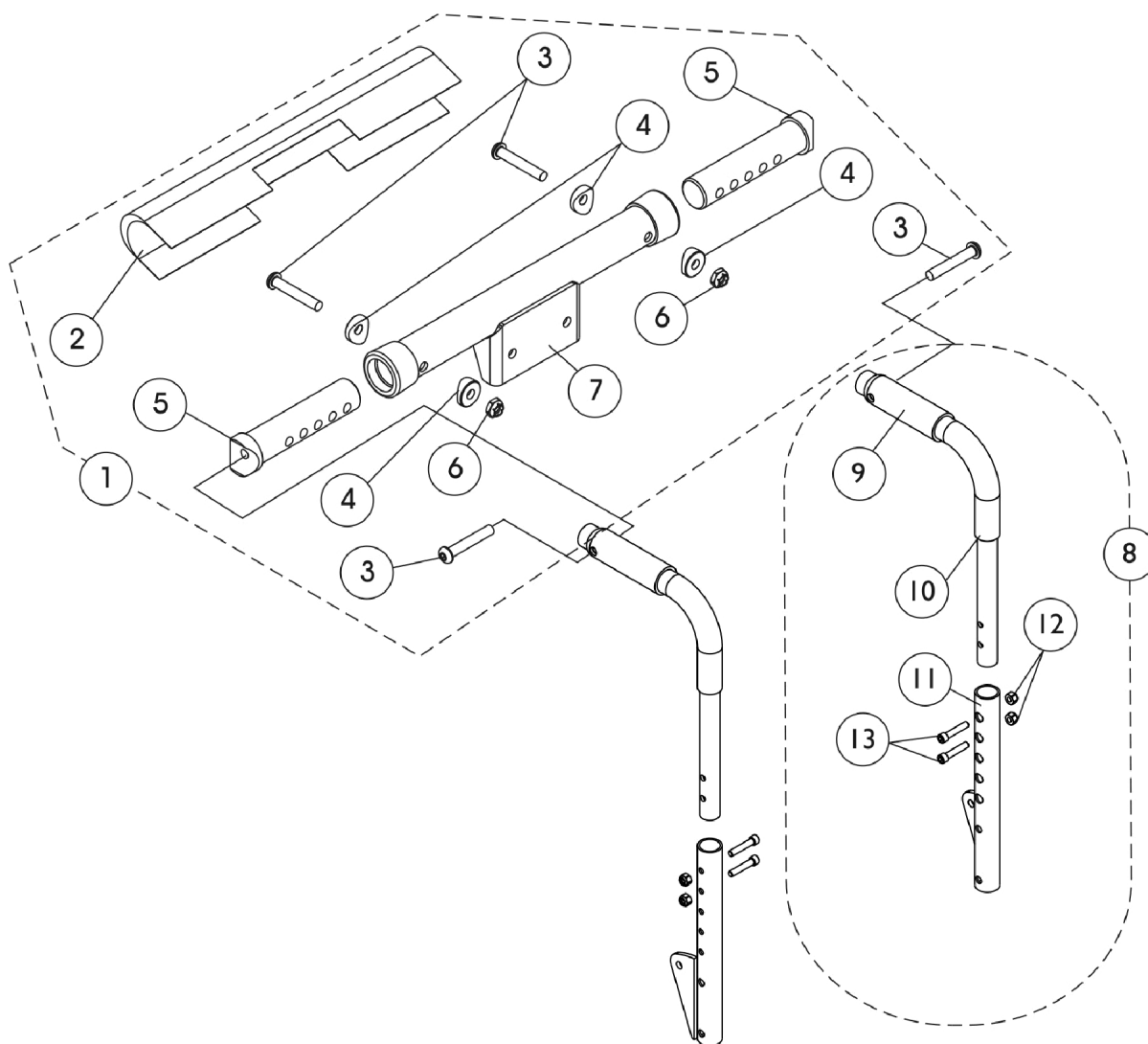
Back Height	Back Cane-Push Handle Straight Right	Back Cane-Push Handle Straight Left
16"	1133793	1133794
17"	1133795	1133796
18"	1143334	1143335
19"	See Note(s) A 1133799	See Note(s) A 1133800
20"	1133801 See Note(s) B	1133802 See Note(s) B
21"	1136011	1136012
22"	1136013	1136014

NOTE: A - Wheelchairs manufactured before 5/15/09 with a Contoura Back 25" or 29" high and wheelchairs manufactured after 5/14/09 with a Curve Contoura Back 22" high will use the 18" high Straight Back Cane w/ Push Handle.

B - Wheelchairs manufactured after 5/14/09 with a Curve Contoura Back 25" or 28" high will use the 20" high Straight Cane w/ Push Handle.

NOTE: Back Cane Assembly includes the Foam Grip and Plug Button

Back Cane - Spreader Bar and Push Handle Assembly (12-15" W) Conventional Back



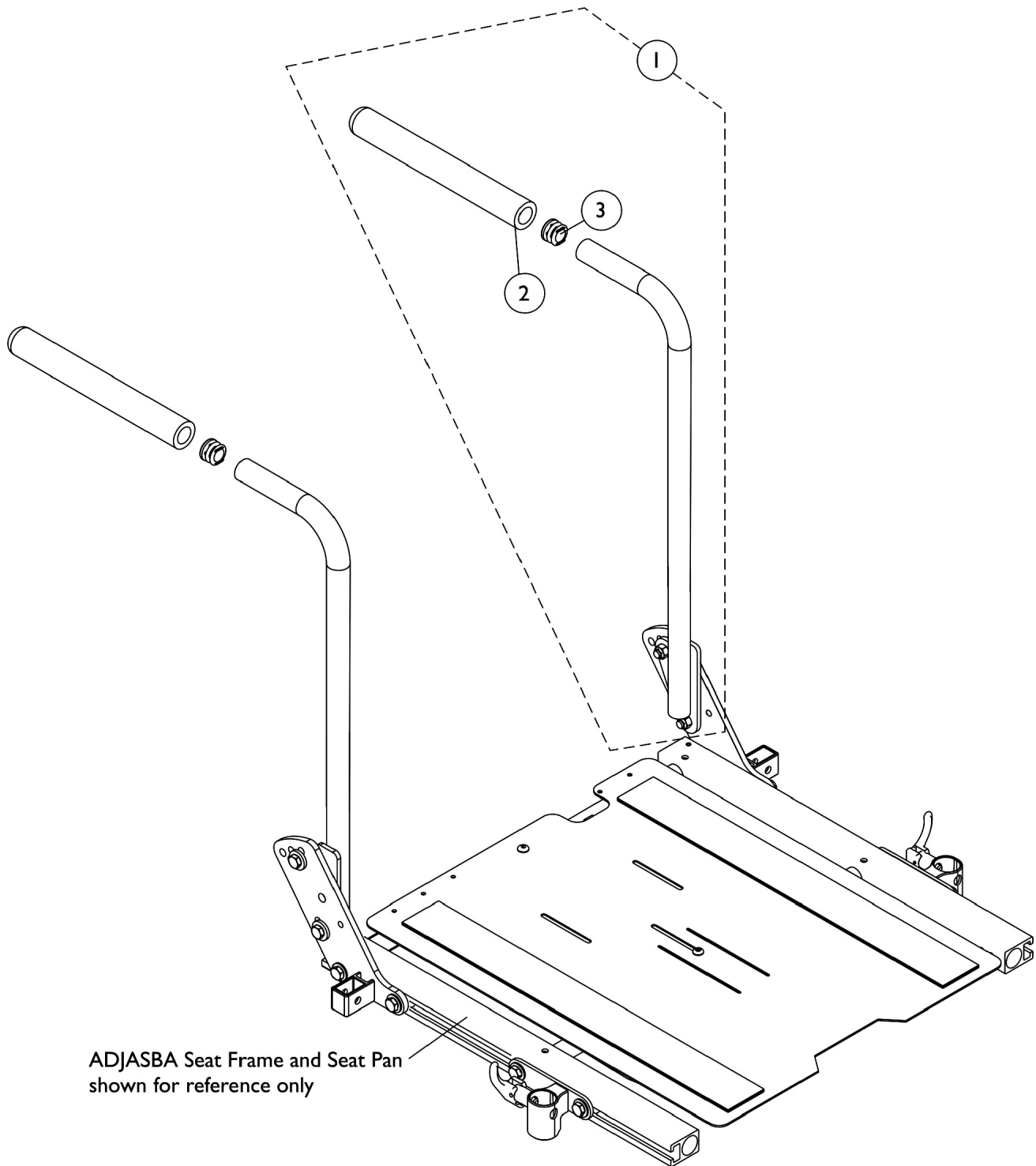
Back Cane - Spreader Bar and Push Handle Assembly (12-15" W) Conventional Back

Item Number	Note	Part Number	Description	Quantity Per	
				Package	Assembly
1	A	1148152	Kit, Spreader Bar Assembly, 12-16" W Conventional Back & BPO Option	1	1
2			Cover, Spreader Bar w/ Headrest Bracket	1	1
3			Screw, Socket Button Head (1/4-20 x 1-1/2")	1	4
4			Spacer, Coved (1/4 x 11/16 x 1/2")	1	4
5			NLA - Insert, Spreader Bar Connector, Black	1	2
6			Locknut (1/4-20)	1	2
7			NLA - Tube, Spreader Bar w/ Headrest Bracket, Black	1	1
8	B	1152735	Kit, Back Cane Assembly with Hardware (16"-19" Back Height) - Right	1	1
9			Grip, Hand, Foam (4")	1	1
10			Handle, Push, Black	1	1
11			Cane, Back, Lower, Black - Right (16-19" H)	1	1
12			Screw, Socket Head (1/4-20 x 1-1/4")	1	2
13			Locknut (1/4-20)	1	2
8	B	1152736	Kit, Back Cane Assembly with Hardware (16"-19" Back Height) - Left	1	1
9			Grip, Hand, Foam (4")	1	1
10			Handle, Push, Black	1	1
11			Cane, Back, Lower, Black - Left (16-19" H)	1	1
12			Screw, Socket Head (1/4-20 x 1-1/4")	1	2
13			Locknut (1/4-20)	1	2
8	B	1152737	Kit, Back Cane Assembly with Hardware (20"-22" Back Height) - Right	1	1
9			Grip, Hand, Foam (4")	1	1
10			Handle, Push, Black	1	1
11			Cane, Back, Lower, Black - Right (20 - 22" H)	1	1
12			Screw, Socket Head (1/4-20 x 1-1/4")	1	2
13			Locknut (1/4-20)	1	2
8	B	1152738	Kit, Back Cane Assembly with Hardware (20"-22" Back Height) - Left	1	1
9			Grip, Hand, Foam (4")	1	1
10			Handle, Push, Black	1	1
11			Cane, Back, Lower, Black - Left (20 - 22" H)	1	1
12			Screw, Socket Head (1/4-20 x 1-1/4")	1	2
13			Locknut (1/4-20)	1	2
9		1135505	Package, Foam Hand Grip (4" L)	10	1

NOTE: A - Includes items 2-7
B - Includes items 9-13

Back Canes

Contoura/Curve Contoura Back - Metal Curved Back - Tilt w/ BPO Option
(16-22" Wide)



Back Canes

Contoura/Curve Contoura Back - Metal Curved Back - Tilt w/ BPO Option (16-22" Wide)

Item Number	Note	Part Number	Description	Quantity Per	
				Package	Assembly
1	A	See Chart	#1 Back Cane Assemblies	1	1
2		1135506	Package, Foam Hand Grip (9" L)	10	1
3		1134426	Package, Plug Button, Black (3/4")	10	1
NOTE: A - Includes the Back Cane and items 2 and 3					

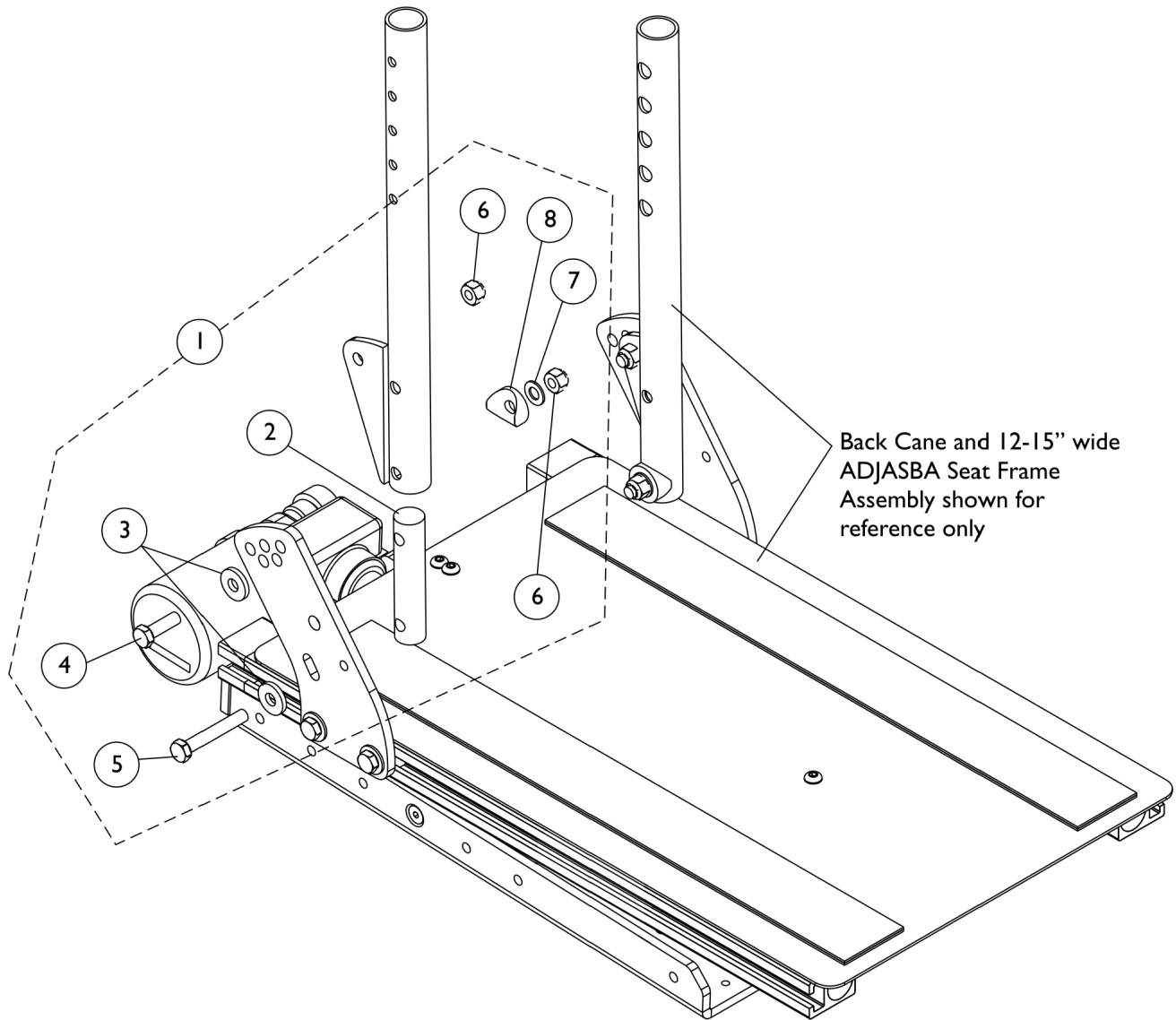
#1 Back Cane Assemblies

Back Height	Back Cane- Push Handle Straight Right	Back Cane- Push Handle Straight Left
16"	1133793	1133794
17"	1133795	1133796
18"	1143334	1143335
19"	See Note(s) B 1133799	See Note(s) B 1133800
20" See Note(s) C	1133801 See Note(s) D, C	1133802 See Note(s) C, D
21"	1136011 See Note(s) A	1136012 See Note(s) A
22"	1136013 See Note(s) A	1136014 See Note(s) A
23"	1136015 See Note(s) A	1136016 See Note(s) A
24"	1136017 See Note(s) A	1136018 See Note(s) A
25"	1160328	1160329
26"	1160330	1160331

NOTE: A - 21"-26" high straight back canes with push handles are only offered On-Chair when a BPO Option is ordered
 B - Wheelchairs manufactured before 5/15/09 with a Contoura Back 25" or 29" high and wheelchairs manufactured after 5/14/09 with a Curve Contoura Back 22" high will use the 18" high Straight Back Cane w/ Push Handle.
 C - All 20"-26" high Metal Curved Backs ordered On-Chair will use the 20" high straight cane w/ push handle
 D - Wheelchairs manufactured After 5/14/09 with a Curve Contoura Back 25" or 28" high will use the 20" high Straight Cane w/ Push Handle.

NOTE: Back Cane Assemblies include Foam Grips and Plug Buttons where shown

Back Cane Mounting Hardware (12-15" Wide) Conventional Back

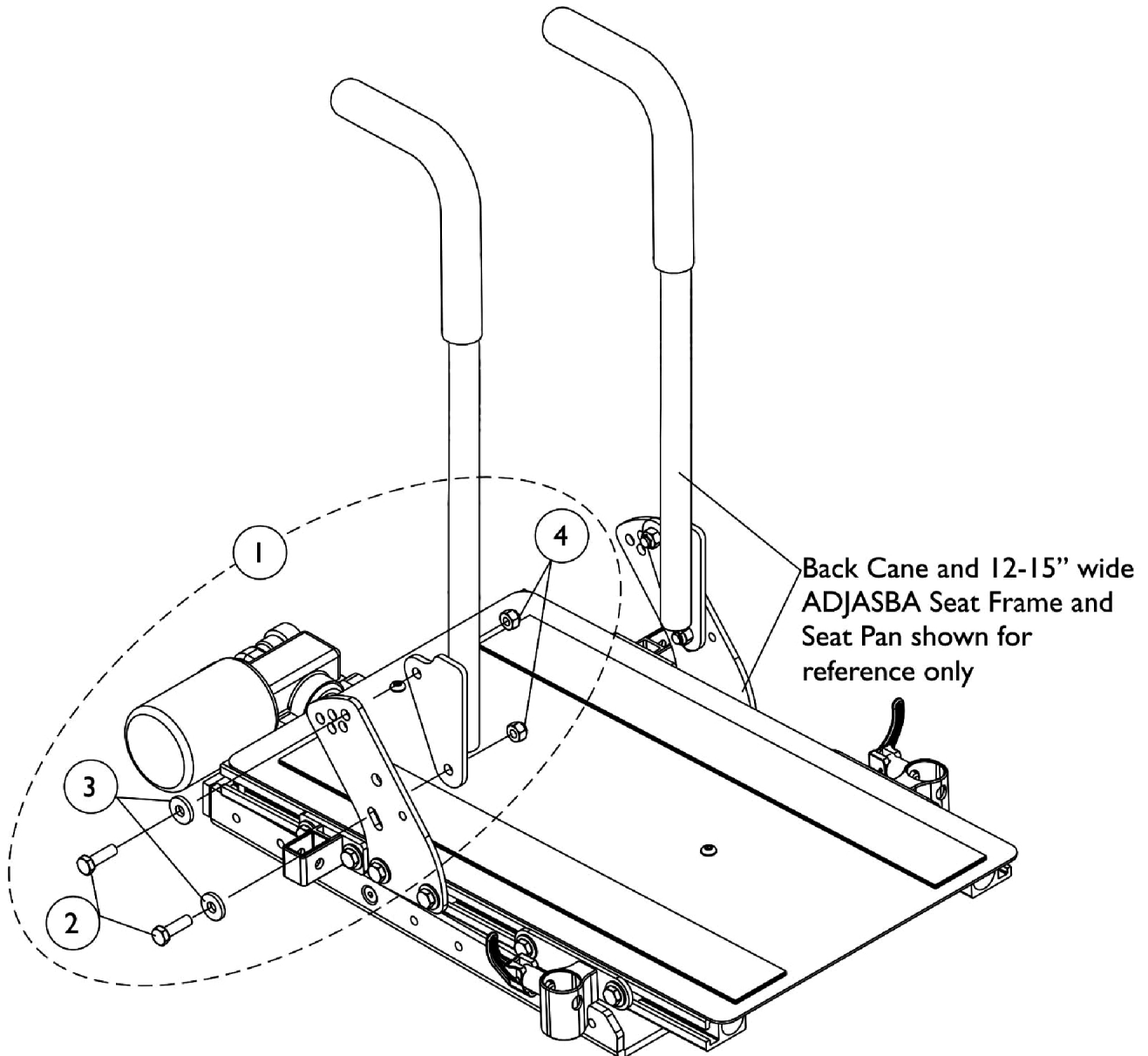


Back Cane Mounting Hardware (12-15" Wide) Conventional Back

Item Number	Note	Part Number	Description	Quantity Per	
				Package	Assembly
1		1147973	Kit, Back Cane Mounting Hardware (Pair)	1	1
2			NLA - Insert, Back Cane	1	2
3			Washer, Flat (21/64 x 53/64 x 7/64")	1	4
4			Screw, Hex Head (5/16-18 x 1")	1	2
5			NLA - Screw, Hex Head (5/16-18 x 2")	1	2
6			Locknut (5/16-18)	1	4
7			Washer, Flat (5/16 x 5/8 x 1/16")	1	2
8			Spacer, Coved (3/4 x 1 x 1/2")	1	2

Back Cane Mounting Hardware

BPO Option (12-16" Wide)

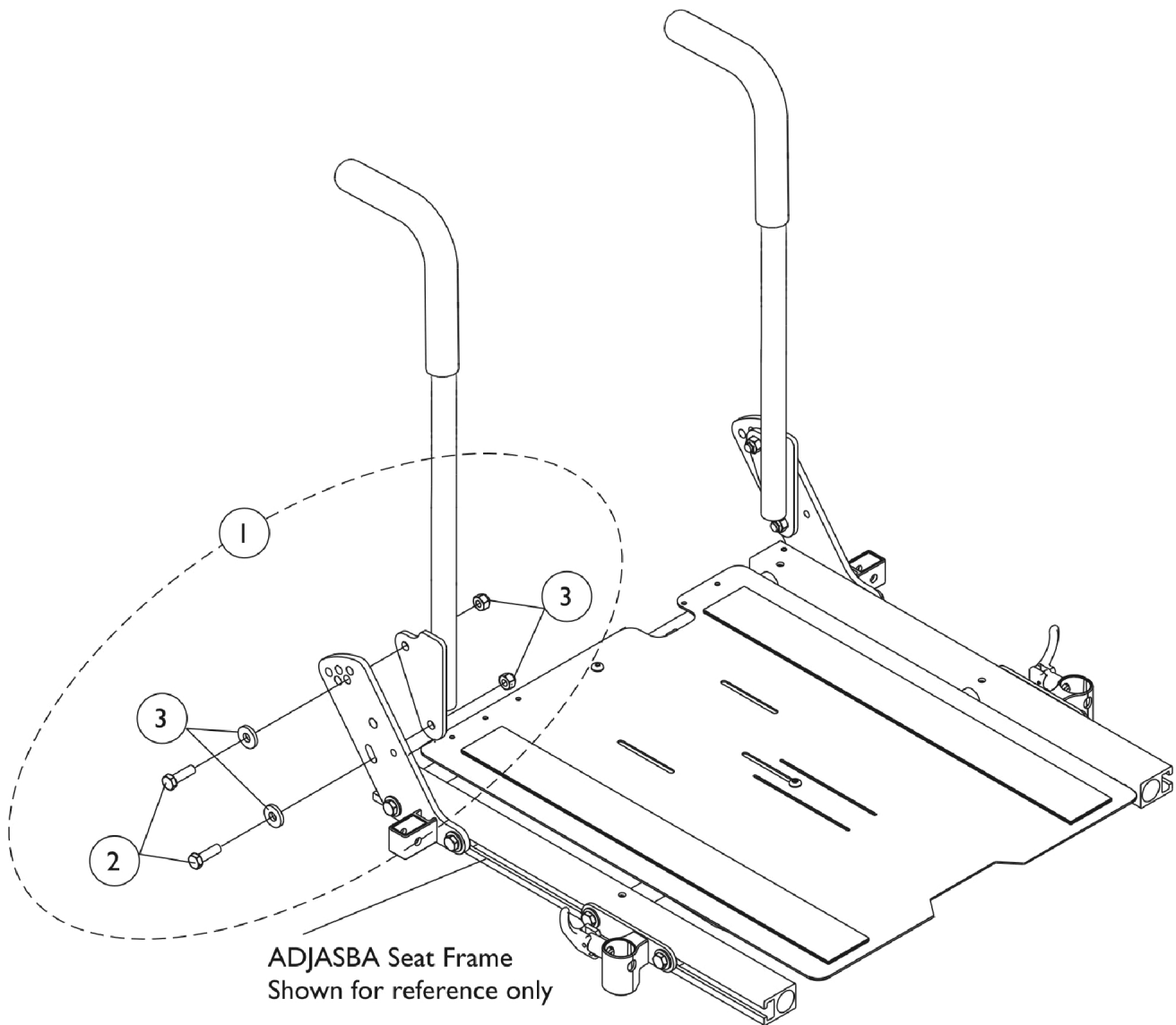


Back Cane Mounting Hardware BPO Option (12-16" Wide)

Item Number	Note	Part Number	Description	Quantity Per	
				Package	Assembly
1	A	1135999	Kit, Back Cane Mounting Hardware (Pair)	1	1
2			Screw, Hex Head (5/16-18 x 1")	1	4
3			Washer, Flat (21/64 x 53/64 x 7/64")	1	4
4			Locknut (5/16-18)	1	4
NOTE: A - Includes items 2-4					

Back Cane Mounting Hardware

(16-22" Wide) (Contoura/Curve Contoura Back, Metal Curved Back and Tilt w/ BPO Option)

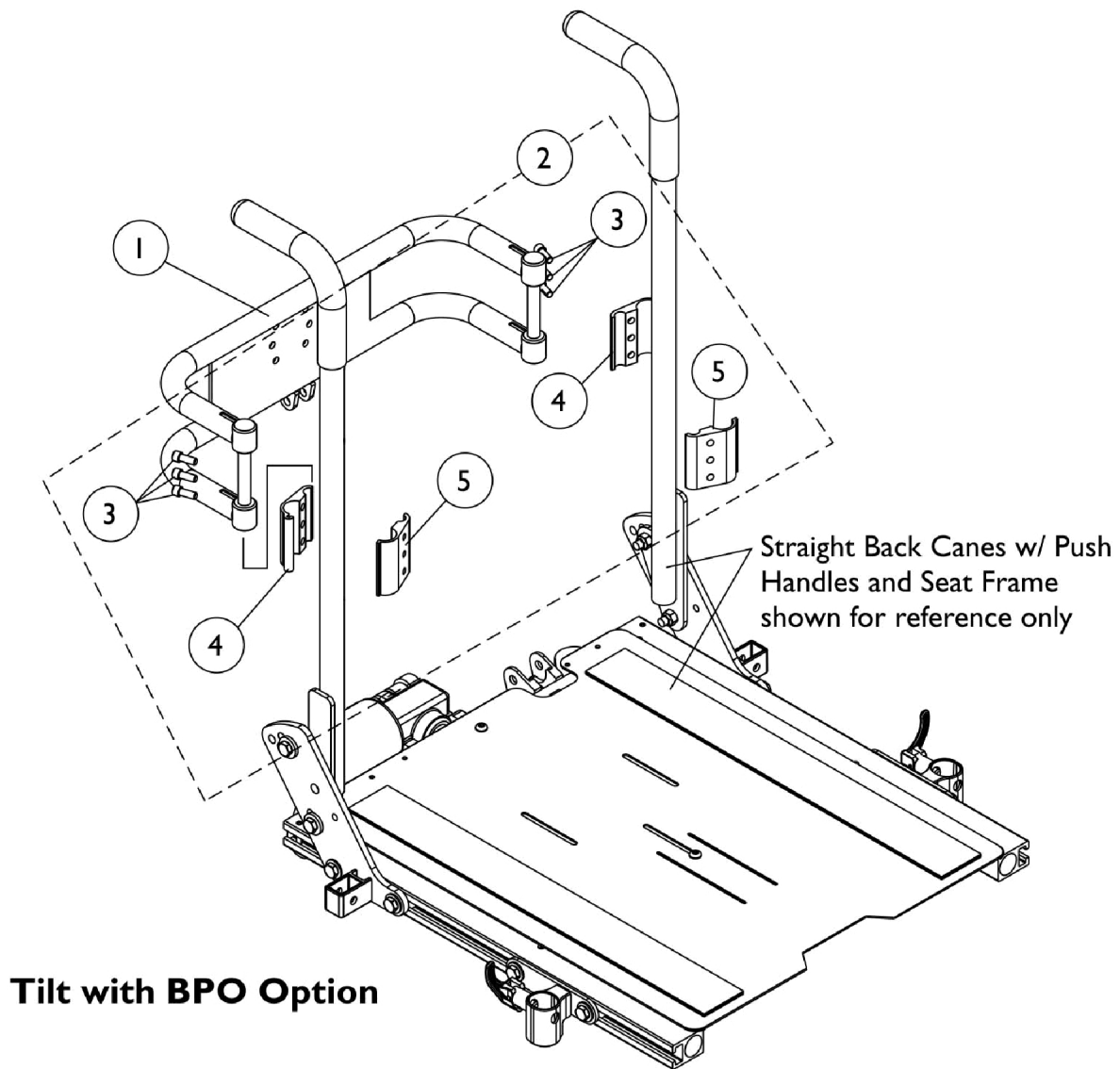


Back Cane Mounting Hardware

(16-22" Wide) (Contoura/Curve Contoura Back, Metal Curved Back and Tilt w/ BPO Option)

Item Number	Note	Part Number	Description	Quantity Per	
				Package	Assembly
1	A	1135999	Kit, Back Cane Mounting Hardware (Pair)	1	1
2			Screw, Hex Head (5/16-18 x 1")	1	4
3			Washer, Flat (21/64 x 53/64 x 7/64")	1	4
4			Locknut (5/16-18)	1	4
NOTE: A - Includes items 2-4.					

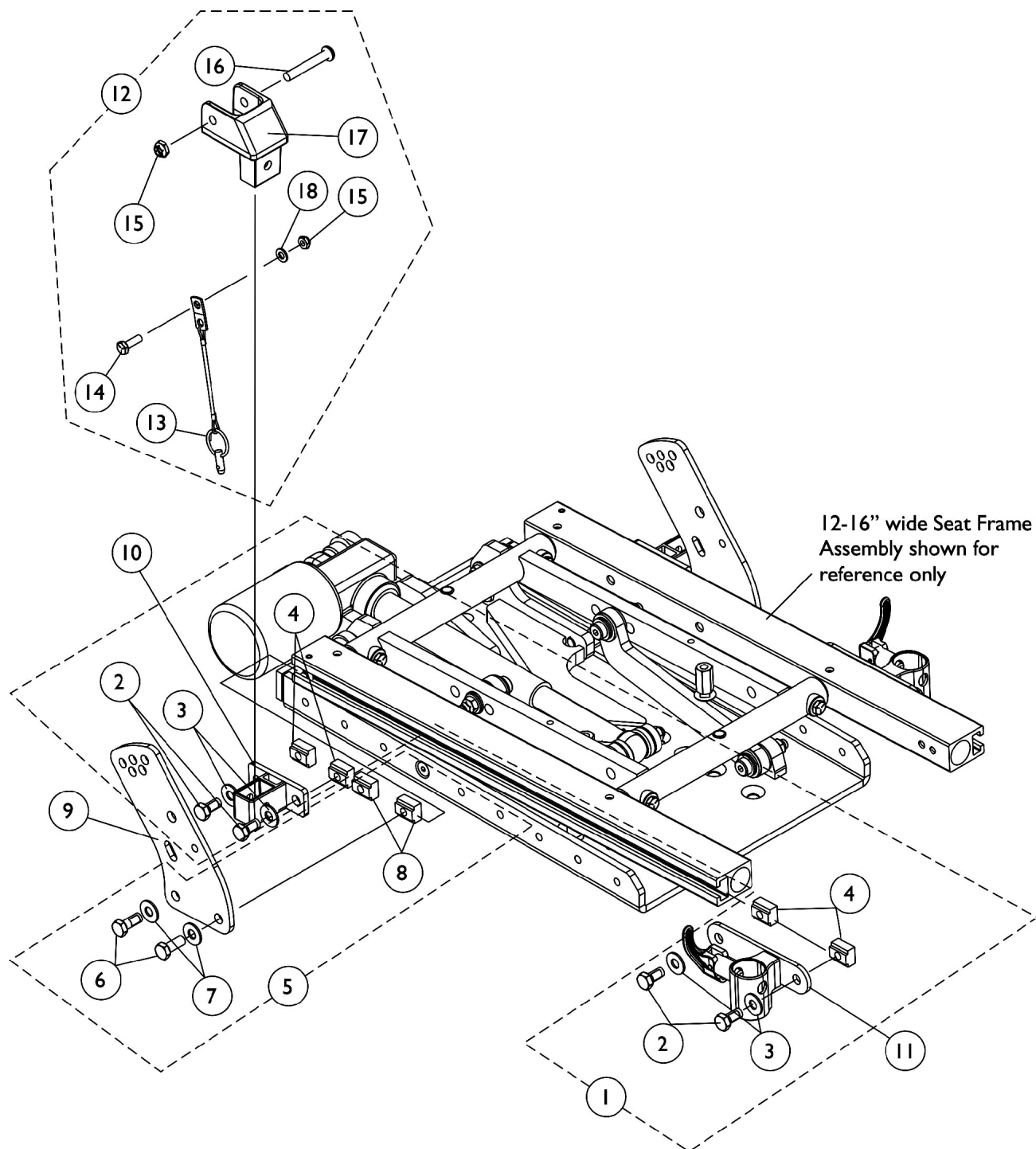
Spreader Bar Assembly, Double (14-22" Wide) Tilt w/ BPO Option



Spreader Bar Assembly, Double (14-22" Wide) Tilt w/ BPO Option

Item Number	Note	Part Number	Description	Quantity Per	
				Package	Assembly
1		0013402	Bar, Push, Black (14" W)	1	1
1		0013502	Bar, Push, Black (15" W)	1	1
1		0013602	Bar, Push, Black (16" W)	1	1
1		0013702	Bar, Push, Black (17" W)	1	1
1		0013802	Bar, Push, Black (18" W)	1	1
1		0013902	Bar, Push, Black (19" W)	1	1
1		0014002	Bar, Push, Black (20" W)	1	1
1		0014102	Bar, Push, Black (21" W)	1	1
1		0014202	Bar, Push, Black (22" W)	1	1
2		1125761	Kit, Double Spreader Bar Mounting Hardware	1	1
3			Screw, Socket Head (1/4-20 x 5/8")	1	6
4			Half Clamp, Threaded Holes (7/8" Dia. Back Canes)	1	2
5			Half Clamp, Un-Threaded Holes (7/8" Dia. Back Canes)	1	2

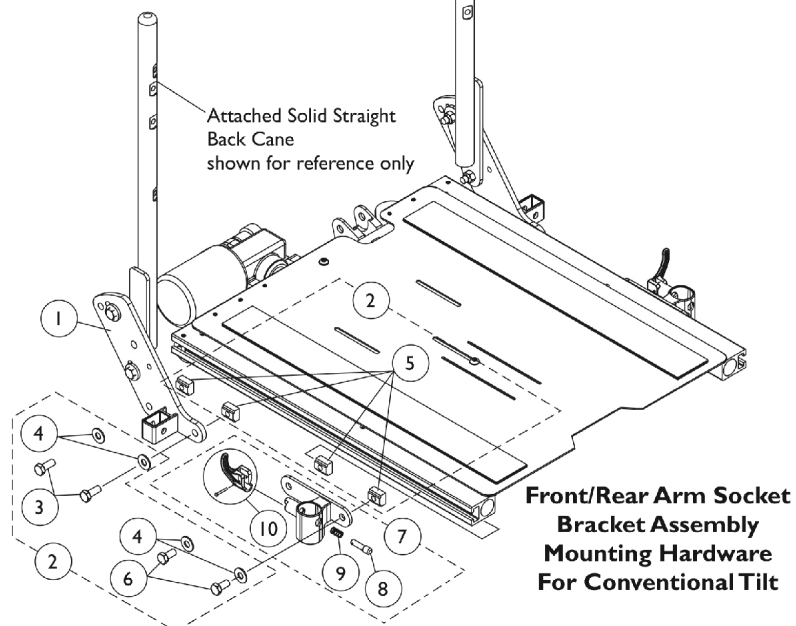
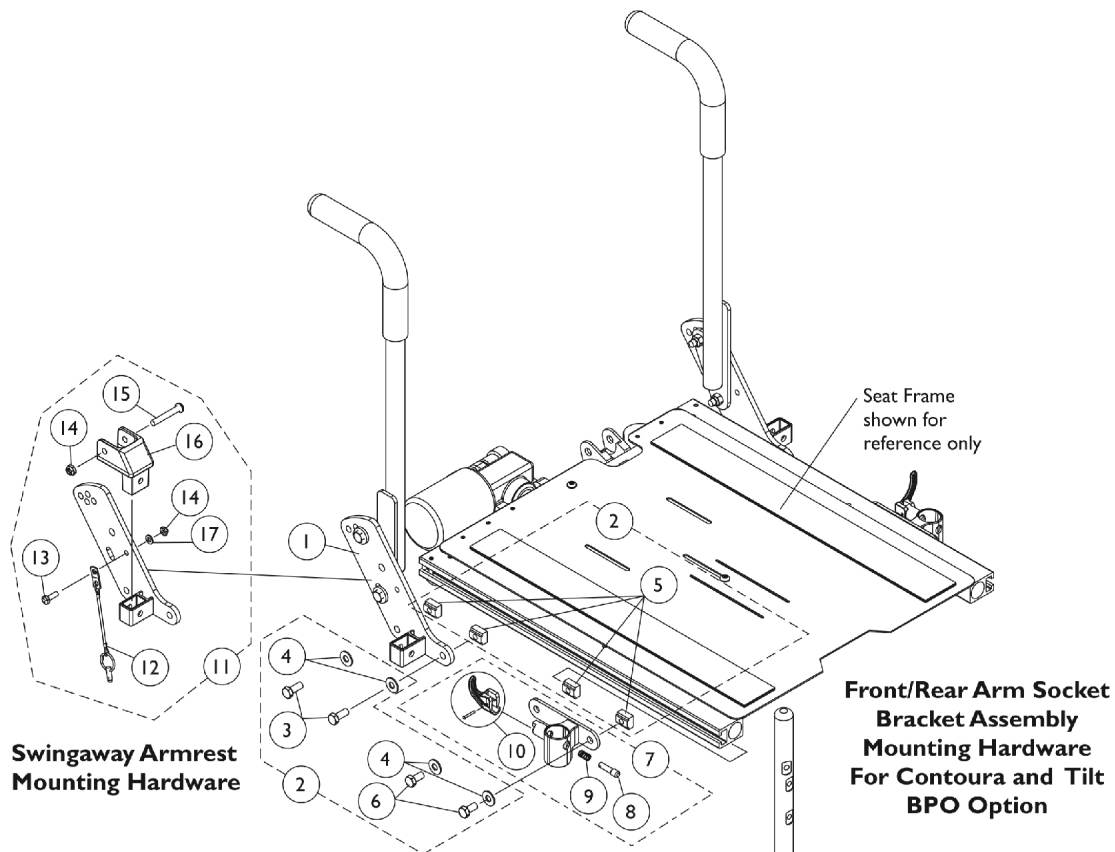
Front/Rear Arm Socket Assembly & Mounting Hardware (12-16" W x 12-15" D)



Front/Rear Arm Socket Assembly & Mounting Hardware (12-16" W x 12-15" D)

Item Number	Note	Part Number	Description	Quantity Per	
				Package	Assembly
1	A	1144596	Kit, Front/Rear Arm Socket Asbly. Mtg. Hdwr. (12-16" Wide)	1	1
2			Screw, Hex Head w/ Patch (5/16-18 x 5/8")	1	4
3			Washer, Steel (5/16 x 3/4 x 1/16")	1	4
4			T-Nut (5/16-18)	1	4
5	B	1144597	Kit, Back Cane Bracket Mtg. Hdwr. 12-16" Wide	1	1
6			Screw, Hex Head w/ Patch (5/16-18 x 3/4")	1	2
7			Washer, Steel (5/16 x 3/4 x 1/16")	1	2
8			T-Nut (5/16-18)	1	2
9		1146452-NLA	NLA - Bracket, Back Cane Mounting, Black	1	2
10		1126142	Socket, Arm, Rear	1	2
11		1122619	Socket, Arm, Front - Right	1	1
11		1122620	Socket, Arm, Front - Left	1	1
12	C	1125736	Kit, Swingaway Armrest Mounting Hardware	1	1
13			Pin, Pull	1	1
14			Screw, Hex Head w/ Patch (1/4-20 x 3/4")	1	1
15			Locknut (1/4-20)	1	2
16			Screw, Socket Button Head (1/4-20 x 1-5/8")	1	1
17			Clevis, Pivot	1	1
18			Washer (1/4 x 1/2 x 1/16")	1	1
NOTE: A - Includes items 2-4 B - Includes items 6-8 C - Includes items 13-18					

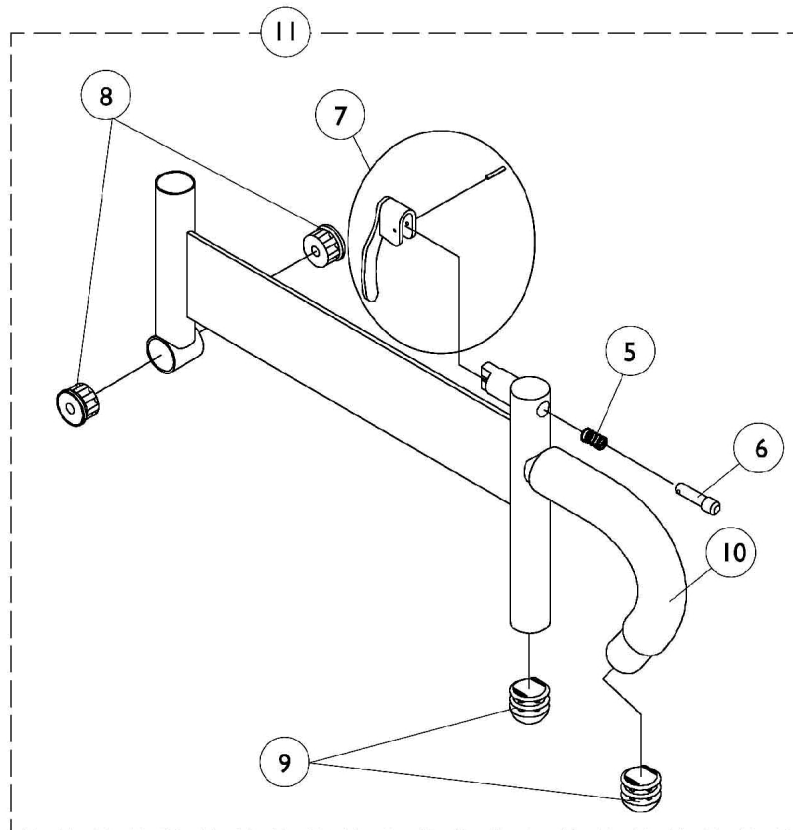
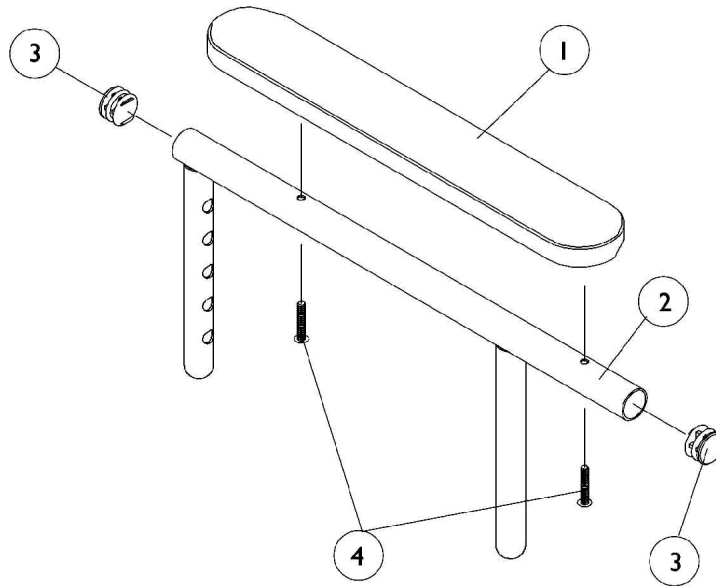
Front/Rear Arm Socket Assembly and Mounting Hardware (12-16" W x 16-18" D) & (16-22" W x 16-22" D)



Front/Rear Arm Socket Assembly and Mounting Hardware (12-16" W x 16-18" D) & (16-22" W x 16-22" D)

Item Number	Note	Part Number	Description	Quantity Per	
				Package	Assembly
1		1125478	Bracket, Arm Socket/Cane, Rear - Right	1	1
1		1125479	Bracket, Arm Socket/Cane, Rear - Left	1	1
2	A	1125734	Kit, Front/Rear Arm Socket Assembly Mounting Hardware	1	1
3			Screw, Hex Head w/ Patch (5/16-18 x 3/4")	1	2
4			Washer, Steel (5/16 x 3/4 x 1/16")	1	4
5			T-Nut (5/16-18)	1	4
6			Screw, Hex Head w/ Patch (5/16-18 x 5/8")	1	2
7	B	1122619	Socket, Arm, Front - Right	1	1
7	B	1122620	Socket, Arm, Front - Left	1	1
8		1028594	Pin, Arm Lock, Black	1	1
9		47471X074	Spring, Arm Lock	1	1
10		1090768	Kit, Lock Handle w/Rivets (Pair)	1	1
11	C	1125736	Kit, Swingaway Armrest Mounting Hardware	1	1
12			Pin, Pull	1	1
13			Screw, Hex Head w/ Patch (1/4-20 x 3/4")	1	1
14			Locknut (1/4-20)	1	2
15			Screw, Socket Button Head (1/4-20 x 1-5/8")	1	1
16			Clevis, Pivot	1	1
17			Washer (1/4 x 1/2 x 1/16")	1	1
NOTE: A - Includes items 3-6 B - Includes Front Arm Socket and items 8-10 C - Includes items 12-17					

Arms, Adjustable Height (12-16" Wide)

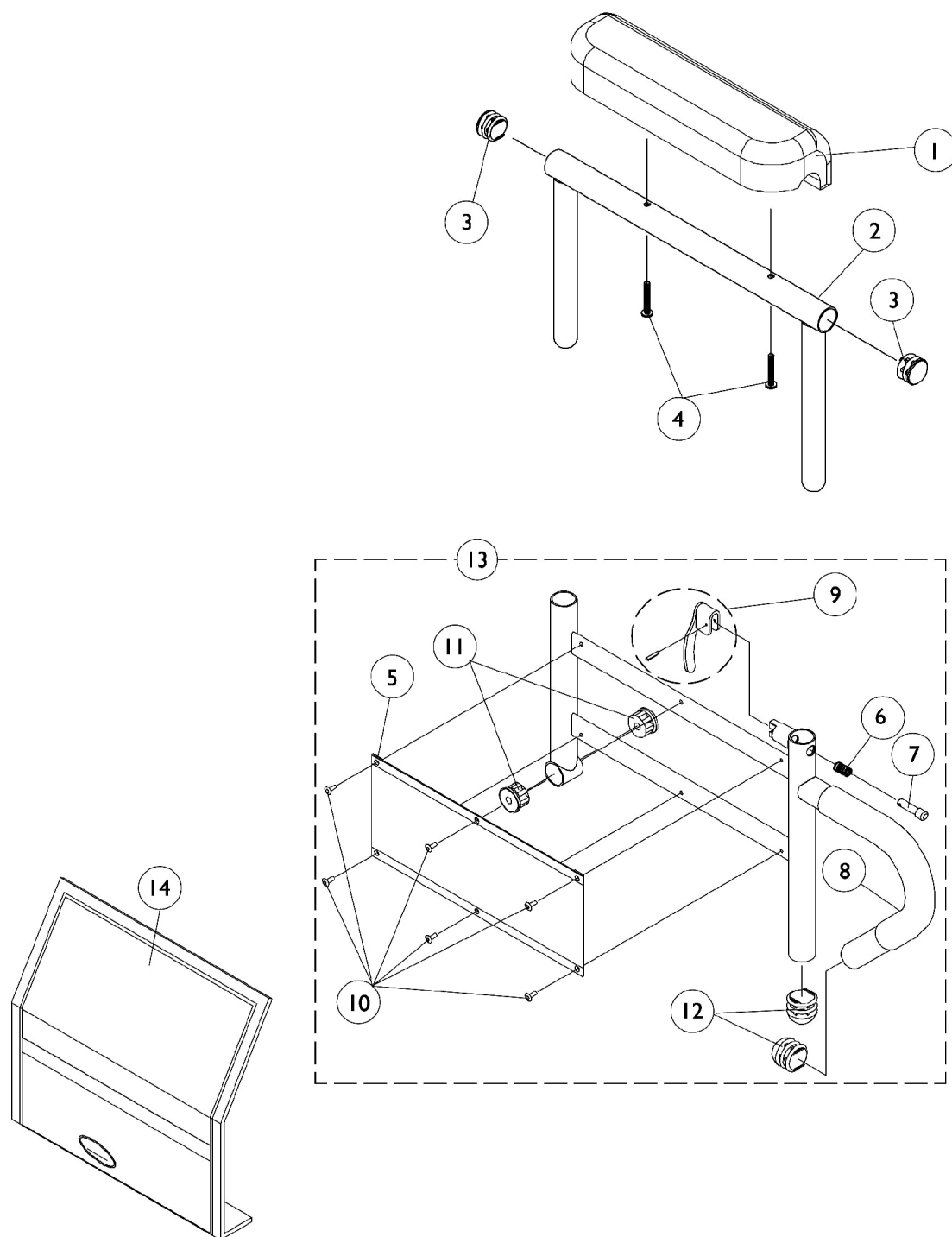


Arms, Adjustable Height (12-16" Wide)

Item Number	Note	Part Number	Description	Quantity Per	
				Package	Assembly
1	A	8881015932-NL A	NLA - Pad, Arm, Vinyl, Full Length - Right (14" L x 2" W)	1	1
1	A	8881015933-NL A	NLA - Pad, Arm, Vinyl, Full Length - Left (14" L x 2" W)	1	1
1	A	8881053577	Kit, Arm Pad w/ Screws, Full Length (14" L x 2" W) (Pair)	1	1
1	A	8881011811-NL A	NLA - Pad, Arm, Vinyl, Desk Length (9" L x 2" W)	1	1
1	A	8881053578	Kit, Arm Pad w/ Screws, Desk Length (9" L x 2" W) (Pair)	1	1
2		1071263	Arm Tube Assembly w/ Plug Buttons, Full Length, Black - Right/Left	1	1
2		1071259	Arm Tube Assembly w/ Plug Buttons, Desk Length, Black - Right/Left	1	1
3		1027095	Plug Button, Black (7/8")	1	2
4		1055949	Package, Screw, Phillips Pan Head (#10-32 x 1-3/8")	2	1
5		47471X074	Spring, Arm Lock	1	1
6		1028594	Pin, Arm Lock, Black	1	1
7		1090768	Kit, Lock Handle w/Rivets (Pair)	1	1
8		1065936	Plug, Pivot	1	2
9		1067734	Plug Button, Black (5/8")	1	2
10		1016298	Grip, Push Handle	1	1
11	B	1068585	Arm Base Assembly, Adjustable Height, Black - Right	1	1
11	B	1068586	Arm Base Assembly, Adjustable Height, Black - Left	1	1

NOTE: A - Specify U67 Black upholstery color when ordering.
B - Includes items 5-10

Adjustable Height Arms w/o Mounting Hardware (16-22" Wide)



Adjustable Height Arms w/o Mounting Hardware (16-22" Wide)

Item Number	Note	Part Number	Description	Quantity Per	
				Package	Assembly
1		1117328	Kit, Arm Pad w/ Screws, Full Length, Urethane Waterfall, Black (13" L x 2-5/8" W)	1	1
1		1110818	Kit, Arm Pad w/ Screws, Full Length, Urethane Waterfall, Black (13" L x 2-5/8" W) (Pair)	1	1
1		1117327	Kit, Arm Pad w/ Screws, Desk Length, Urethane Waterfall, Black (9" L x 2-5/8" W)	1	1
1		1110817	Kit, Arm Pad w/ Screws, Desk Length, Urethane Waterfall, Black (9" L x 2-5/8" W) (Pair)	1	1
2		1071253	Arm Tube Assembly w/ Plug Buttons, Full Length, Black - Right/Left	1	1
2		1070859	Arm Tube Assembly w/ Plug Buttons, Desk Length, Black - Right/Left	1	1
3		1027095	Plug Button, Black (7/8")	1	2
4		1094270-NLA	NLA - Package, Screw, Phillips Pan Head (#10-32 x 1-1/4")	2	1
5		1064130-NLA	NLA - Guard, Clothing	1	1
6		47471X074	Spring, Arm Lock	1	1
7		1028594	Pin, Arm Lock, Black	1	1
8		1032244	Grip, Foam Hand (9" L)	1	1
9		1090768	Kit, Lock Handle w/Rivets (Pair)	1	1
10		1028645	Rivet	1	6
11		1065936	Plug, Pivot	1	2
12		1067734	Plug Button, Black (5/8")	1	2
13	A	1068416	Arm Base Assembly, Black - Right (16-19" D)	1	1
13	A	1068417	Arm Base Assembly, Black - Left (16-19" D)	1	1
13	A	1067761	Arm Base Assembly, 1" Lower, Black - Right (16-19" D)	1	1
13	A	1067762	Arm Base Assembly, 1" Lower, Black - Left (16-19" D)	1	1
14		1035065	Cover, Clothing Guard w/ Pocket, FXDESK & ADJFULL/ADJDESK	1	1

NOTE: A - All seat depths will use the 16-19" deep replacement components only.

Front Riggings Reference Chart

For AT5544, 70NHD, PHW93

NOTE: Calf pads with attaching hardware not included on legrest.

NOTE: Pivot/ Slide tube attaching hardware not included.

NOTE: Pivot/Slide tube and footplates do not include heel loops. See footrest and legrest accessories.

1651 = Composite footplate with 9-7/8" curved pivot/ slide tube.
AT5543 = Adjustable angle footplate with 9-7/8" straight pivot/ slide tube.
1350 = Extra large footplate with "L" style pivot/ slide tube.

Support Assemblies

Pivot/Slide tube and footplates are interchangeable with the support assemblies listed.

Rigging Type	AT5544	70NHD	PHW93
Right	8881045291 See Note(s) A	8881053149 See Note(s) A	8881126089 See Note(s) A
Left	8881045292 See Note(s) A	8881053148 See Note(s) A	8881126090 See Note(s) A

NOTE: A - Specify frame color when ordering, see page titled "Frame Finishes and Touch-Up Paints".

Pivot/ Slide Tube and Footplates

Footplate Type	1651 12-14" W	1651 15-16" W	1651 17-22" W	1350 17-22" W	AT5543 12-13" W	AT5543 14-15" W	AT5543 16-22" W
Right	1057859	1057869	1057879	1026395	1060442	1060444	1062756
Left	1057860	1057870	1057880	1026396	1060443	1060445	1062757

Front Riggings Reference Chart

For AT5544, 70NHD, PHW93

2" Longer Pivot/ Slide Tube and Footplates

Footplate Type	1651 13-14" W	1651 15-16" W	1651 17-22" W	1350 17-22" W	AT5543 12-13" W	AT5543 14-15" W	AT5543 16-22" W
Right	1057861	1057871	1057881	1086515	N/A	1062758	1062760
Left	1057862-NLA	1057872	1057882	1086517	N/A	1062759	1062761

4" Longer Pivot/ Slide Tube and Footplates

Footplate Type	1651 13-14" W	1651 15-16" W	1651 17-22" W	1350 17-22" W	AT5543 12-13" W	AT5543 14-15" W	AT5543 16-22" W
Right	1058419-NLA	1058421	1058423	1086516	1121136-NLA	1121138-NLA	1121140
Left	1058420-NLA	1058422	1058424	1086518	1121137-NLA	1121139-NLA	1121141

Front Riggings Reference Chart

For PHAL4A

NOTE: Calf pads with attaching hardware not included on legrest.

NOTE: Pivot/Slide tube attaching hardware not included.

NOTE: Pivot/Slide tube and footplates do not include heel loops. See footrest and legrest accessories.

1650 = Aluminum footplate with "L" style pivot/slide tube.
AT5543 = Adjustable angle footplate with 9-7/8" straight pivot/slide tube.
1350 = Extra large footplate with "L" style pivot/slide tube.

Support Assembly

Pivot/Slide tube and footplates are interchangeable with the support assemblies listed.

Rigging Type	PHAL4A (Chrome Only)
PHAL4A - Right	1031437-NLA
PHAL4A - Left	1031438-NLA

Pivot/Slide Tube and Footplates

Footplate Type	1650 14-15" W	1650 16-22" W	1350 17-22" W	AT5543 14-15" W	AT5543 16-22" W
Right	1023905-NLA	1023907	1035456	1091775-NLA	1091777-NLA
Left	1023906-NLA	1023908	1035457	1091776-NLA	1091778-NLA

Front Riggings Reference Chart

For 70STAPER

NOTE: Pivot/Slide tube attaching hardware not included.

NOTE: Pivot/Slide tube and footplates do not include heel loops. See footrest and legrest accessories.

1651 = Composite footplate with 9-7/8" curved pivot/slide tube.

Support Assemblies

Pivot/Slide tube and footplates are interchangeable with the support assemblies listed.

Rigging Type	70STAPER
Right	8881026996 See Note(s) A
Left	8881026997 See Note(s) A

NOTE: A - Specify frame color when ordering, see page titled "Frame Finishes and Touch-Up Paints".

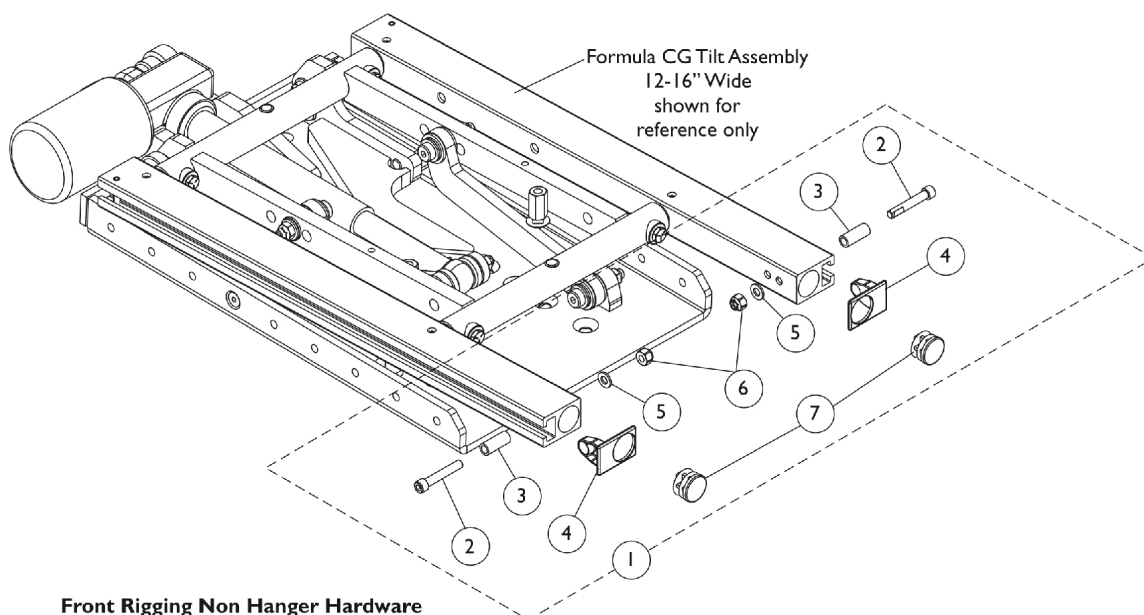
Pivot/Slide Tube and Footplates

Footplate Type	1651 15-17" W	1651 18-19" W	1651 20-22" W
Right	1057859	1057869	1057879
Left	1057860	1057870	1057880

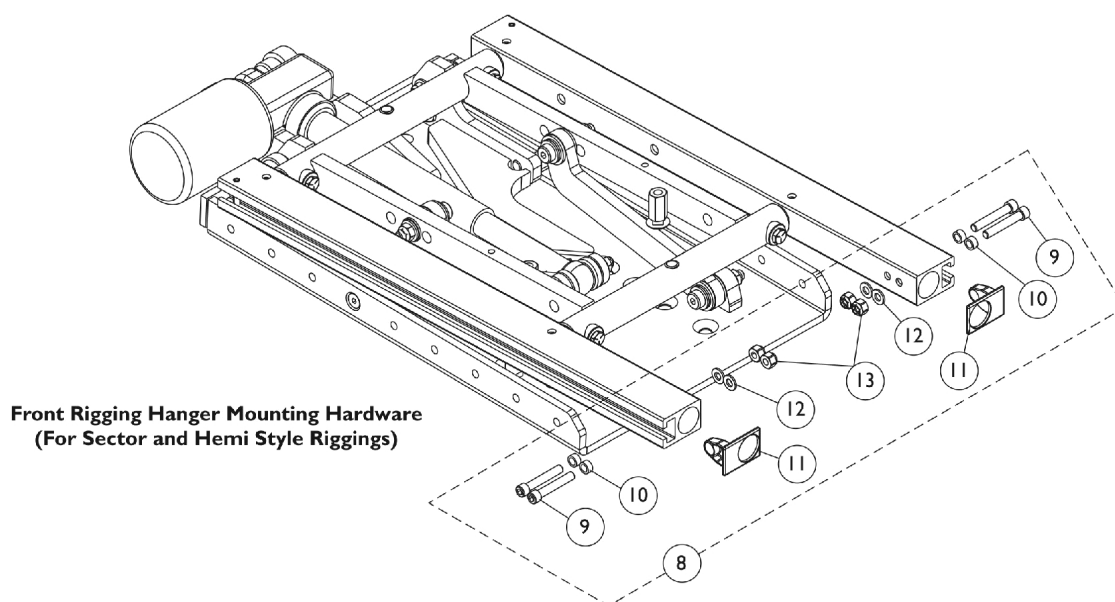
2" Longer Pivot/Slide Tube and Footplates

Footplate Type	1651 15-17" W	1651 18-19" W	1651 20-22" W
Right	1057861	1057871	1057881
Left	1057862-NLA	1057872	1057882

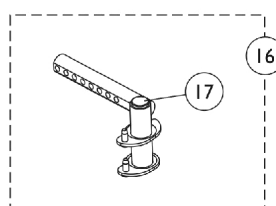
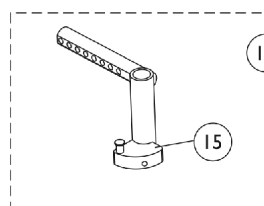
Front Rigging Hangers and Hardware Sector and Hemi Style (12-16" Wide)



**Front Rigging Non Hanger Hardware
(When Front Rigging Is Excluded From Chair)**



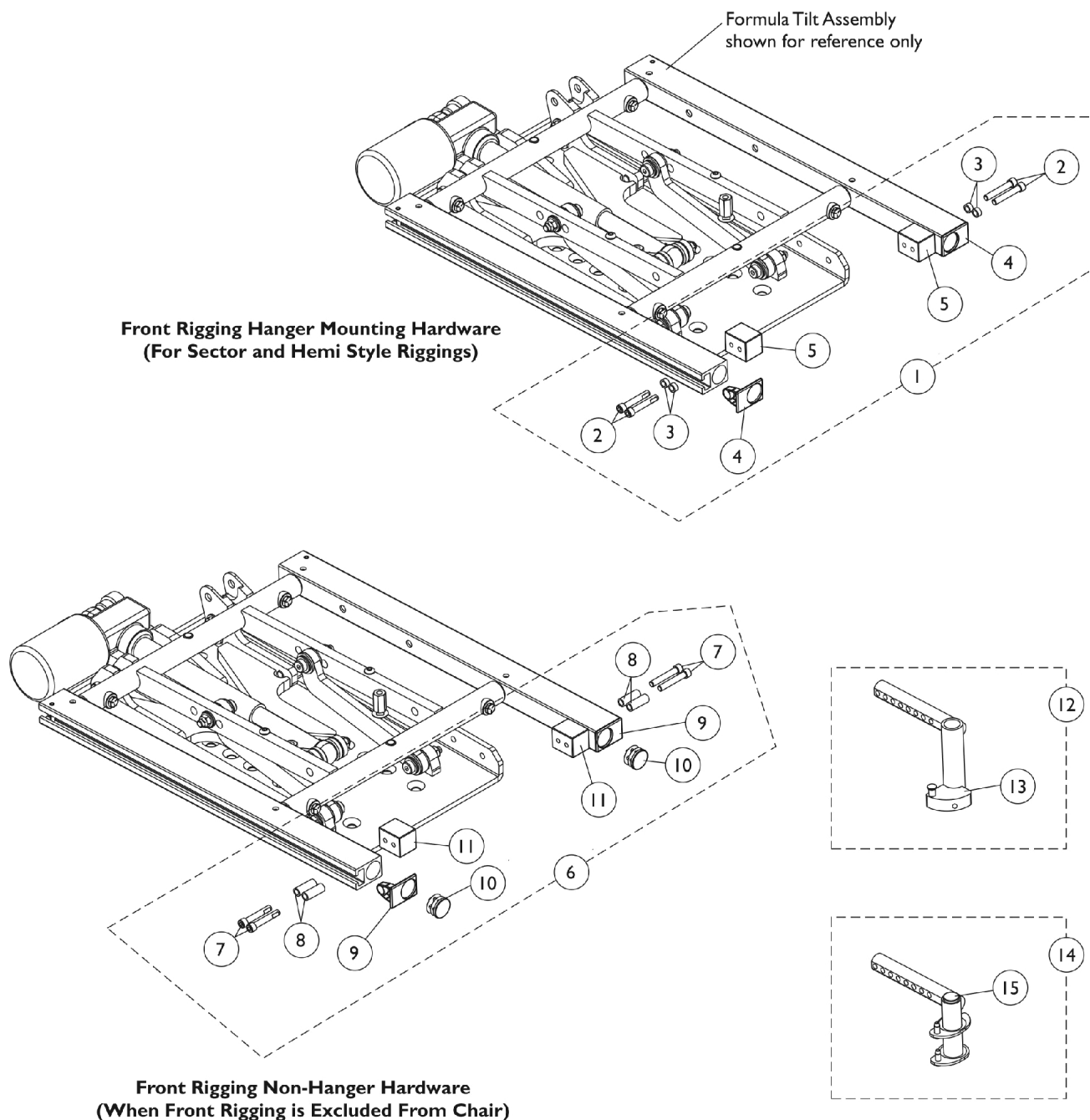
**Front Rigging Hanger Mounting Hardware
(For Sector and Hemi Style Riggings)**



Front Rigging Hangers and Hardware Sector and Hemi Style (12-16" Wide)

Item Number	Note	Part Number	Description	Quantity Per	
				Package	Assembly
1	A	1126150	Kit, Side Rail Cap Hardware	2	1
2			Screw, Socket Head Cap w/ Patch (1/4-20 x 1-1/2")	1	2
3			Spacer (1/4 x 3/8 x 29/32")	1	2
4			Cap, End, Side Rail, Black	1	2
5			Washer (1/4 x 1/2 x 1/16")	1	2
6			Locknut (1/4-20)	1	2
7			Plug Button, Black (7/8")	1	2
8	B	1136019	Kit, Front Rigging Hanger Mounting Hardware	2	1
9			Screw, Socket Head Cap w/ Patch (1/4-20 x 1-1/2")	1	4
10			NLA - Spacer (1/4 x 3/8 x 3/16")	1	4
11			Cap, End, Side Rail, Black	1	2
12			Washer (1/4 x 1/2 x 1/16")	1	4
13	C	1143416	Locknut (1/4-20)	1	4
14			Front Rigging Hanger Assembly w/ Sector Block, Black - Right	1	1
14	C	1143417	Front Rigging Hanger Assembly w/ Sector Block, Black - Left	1	1
15	D	1054571	Kit, Sector Block - Right	1	1
15	D	1054572	Kit, Sector Block - Left	1	1
16		1143783	Front Rigging Hanger Assembly w/ Plug Button, Hemi, Black - Right	1	1
16		1143784	Front Rigging Hanger Assembly w/ Plug Button, Hemi, Black - Left	1	1
17		1134426	Package, Plug Button, Black (3/4")	10	1
NOTE: A - Includes items 2-7 B - Includes items 9-13 C - Includes Front Rigging Hanger and item 15 D - Includes the Sector Block, Screw and Washer					

Front Rigging Hangers and Hardware Sector and Hemi Style (16-22" Wide)

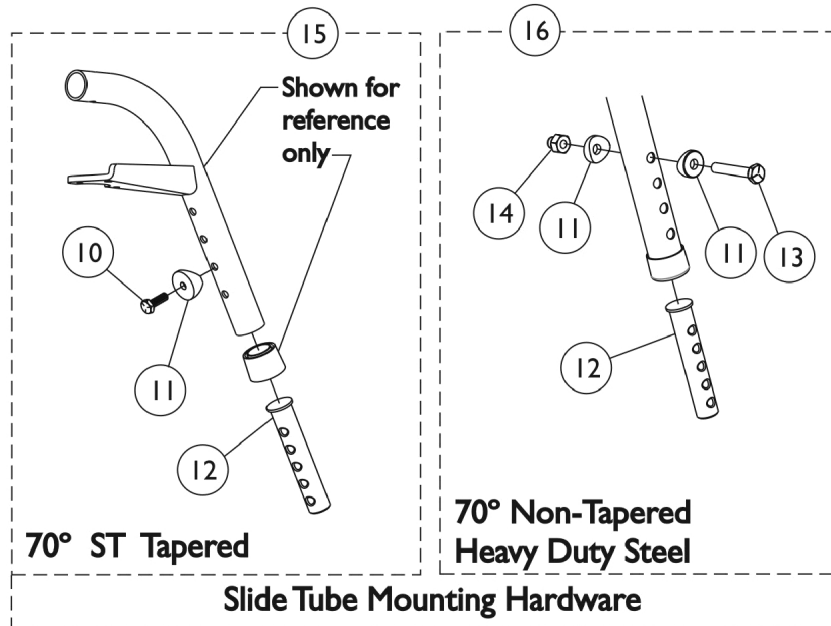
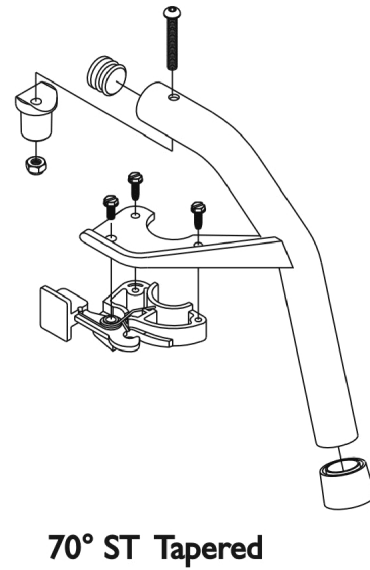
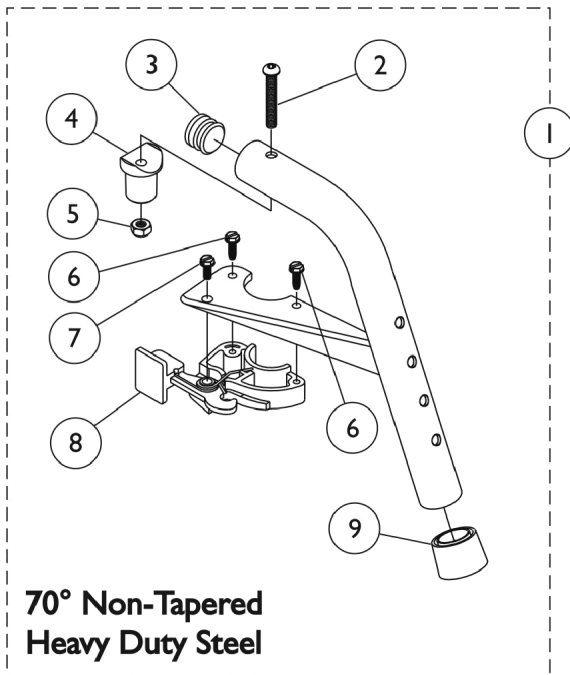


Front Rigging Hangers and Hardware Sector and Hemi Style (16-22" Wide)

Item Number	Note	Part Number	Description	Quantity Per	
				Package	Assembly
1	A	1125726	Kit, Front Rigging Hanger Mounting Hardware (Pair)	1	1
2			Screw, Socket Head Cap w/ Patch (1/4-20 x 1-1/2")	1	4
3			NLA - Spacer (1/4 x 3/8 x 3/16")	1	4
4			Cap, End, Side Rail, Black	1	2
5			Block, Threaded	1	2
6	B	1124723	Kit, Side Rail Cap Hardware (Pair)	1	1
7			Screw, Socket Head Cap w/ Patch (1/4-20 x 1-1/2")	1	4
8			Spacer (1/4 x 3/8 x 29/32")	1	4
9			Cap, End, Side Rail, Black	1	2
10			Plug Button, Black (1")	1	2
11	C	1143416	Block, Threaded	1	2
12			Front Rigging Hanger Assembly w/ Sector Block, Black - Right	1	1
12			Front Rigging Hanger Assembly w/ Sector Block, Black - Left	1	1
13			Kit, Sector Block - Right	1	1
13			Kit, Sector Block - Left	1	1
14	D	1143783	Front Rigging Hanger Assembly w/ Plug Button, Hemi, Black - Right	1	1
14		1143784	Front Rigging Hanger Assembly w/ Plug Button, Hemi, Black - Left	1	1
15		1134426	Package, Plug Button, Black (3/4")	10	1
NOTE: A - Includes items 2-5 B - Includes items 7-11 C - Includes Front Rigging Hanger and item 13 D - Includes the Sector Block, Screw and Washer					

Footrest Support Assemblies

Sector Style

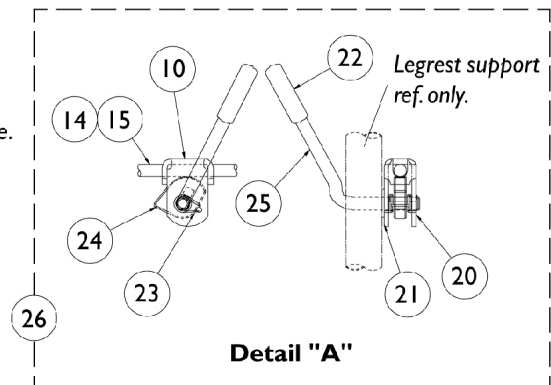
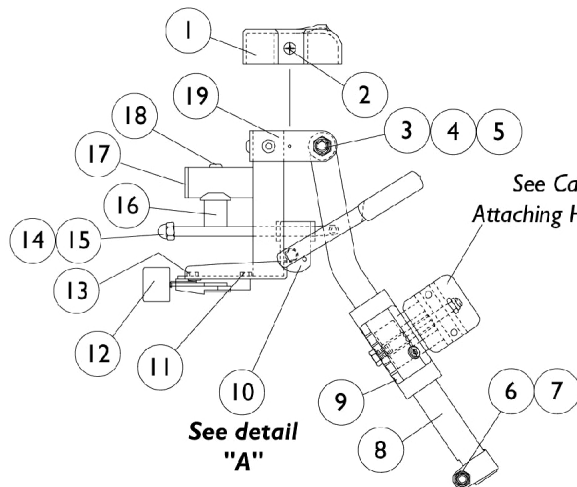


Footrest Support Assemblies Sector Style

Item Number	Note	Part Number	Description	Quantity Per	
				Package	Assembly
1	A,C	8881053149	Footrest Support Assembly, 70 Degree Non-Tapered Heavy Duty, Sector, Color - Right	1	1
1	A,C	8881053148	Footrest Support Assembly, 70 Degree Non-Tapered Heavy Duty, Sector, Color - Left	1	1
1	A,D	8881026996	Footrest Support Assembly, 70 Degree Tapered, Sector, Color - Right	1	1
1	A,D	8881026997	Footrest Support Assembly, 70 Degree, Tapered, Sector, Color - Left	1	1
2		1001762	Screw, Socket Button Head (1/4-20 x 1-3/4")	1	1
3	G	1029501	Plug Button, Black (1")	1	1
3	G	1056328	Plug Button, Black (1")	1	1
4		1017148	Pivot, Footrest	1	1
5		1025736	Locknut (1/4-20)	1	1
6		1025451	Screw, Slotted Hex Washer Head (#10-32 x 5/8")	1	2
7		1017423	Screw, Slotted Hex Washer Head w/ Patch (#10-32 x 1/2")	1	1
8		1025454	Housing, Latch - Right	1	1
8		1025455	Housing, Latch - Left	1	1
9		1026124	Collar, Anti-Rattle	1	1
10		1045267	Screw, Hex Head w/ Patch (1/4-20 x 3/4")	1	1
11	B	1026099	Spacer, Coved (1/4 x 11/16 x 1/2")	1	1
12	F	1020534	Insert, Threaded	1	1
13		1070759	Screw, Hex Head (1/4-20 x 1-1/2")	1	1
14		1044214	Nut, Hex with Nylon Cap (1/4-20)	1	1
15		1026703	Kit, Pivot/Slide Tube Mounting Hardware (Pair)	1	1
16		1057846	Kit, Pivot/Slide Tube Mounting Hardware (Pair)	1	1
	E	1026987	Guard, Impact (8" L)	1	1

NOTE: A - Specify frame color when ordering. See page titled "Frame Finishes and Touch-Up Paints."
 B - Item 16 takes 2.
 C - Uses Item Number 3, Plug Button 1029501
 D - Uses Item Number 3, Plug Button 1056328
 E - Not Shown. For 70 deg. Tapered Footrest.
 F - As of 8/15/03, the Threaded Insert was revised from 3 to 5 Holes. Threaded Insert is Backward Compatible and does not require ordering in Pairs.
 G - See item #1 footnote C or D for Front Rigging Plug Button usage.

AT5544 Legrest Supports (Sector Style) 12"-22" Wide Chairs



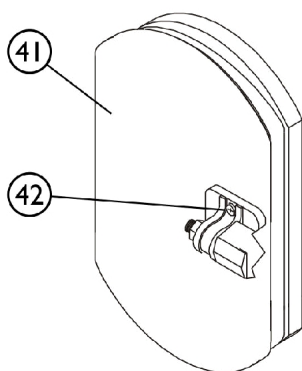
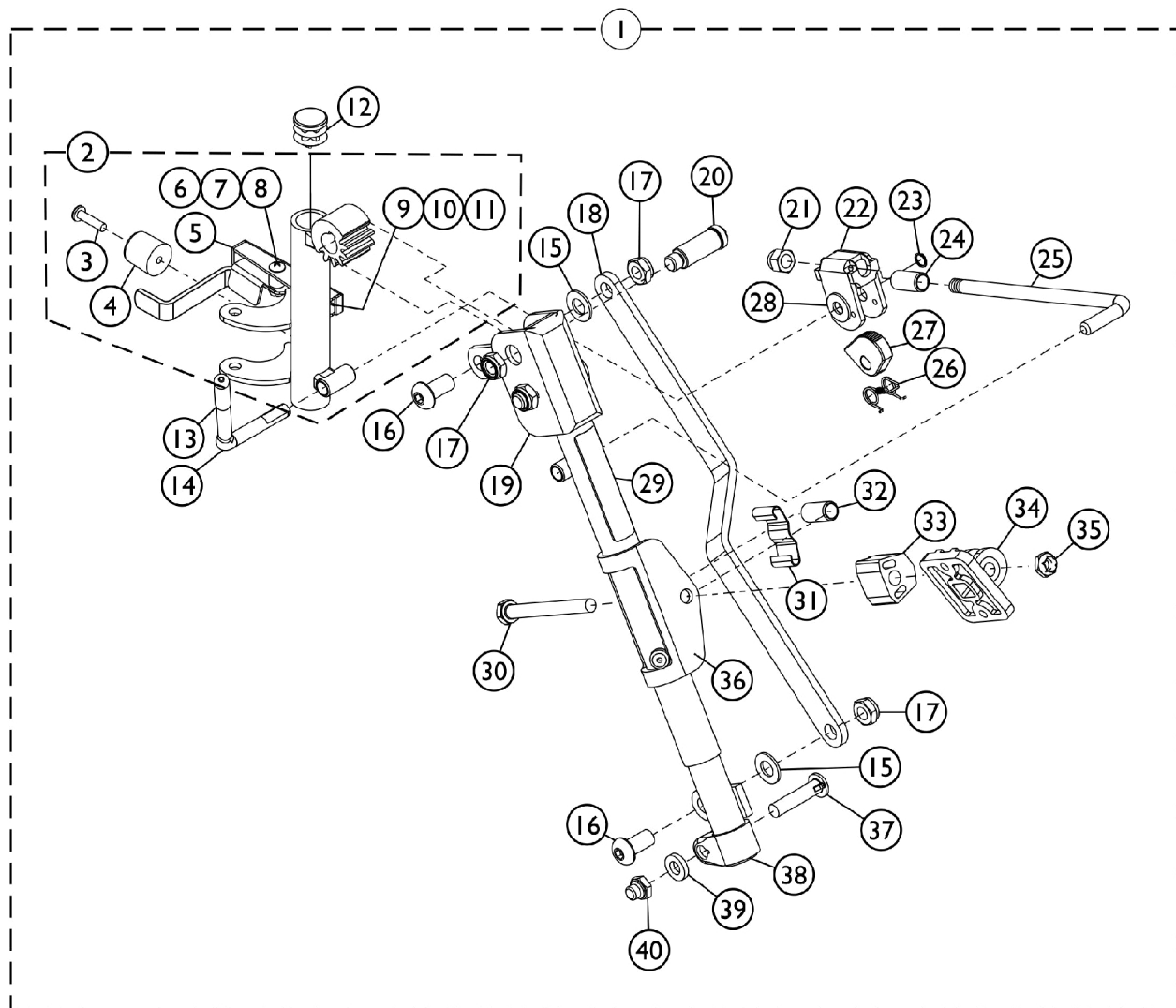
AT5544 Legrest Supports (Sector Style) 12"-22" Wide Chairs

Item Number	Note	Part Number	Description	Quantity Per	
				Package	Assembly
1		1017187	Cover, Top	1	1
2		1028529	Screw, Phillips Pan Head (#8-32 x 3/8")	1	2
3		40363X000	Hex Nut (3/8"-16)	1	1
4		1058636-NLA	NLA - Washer, Nylon (25/64 x 7/8 x 1/32")	1	2
5		11919X000-NLA	NLA - Screw, Slotted Truss Head (3/8-16 x 1-1/2")	1	1
6		1025730	Locknut (5/16-24)	1	3
7		1026030	Bolt, Lug (5/16-24 x 1-3/8")	1	1
8		1043556-NLA	NLA - Tube, Elevating Adjustable Support, Black - Right	1	1
8		1043557-NLA	NLA - Tube, Elevating Adjustable Support, Black - Left	1	1
8	A	8881048851	Tube, Elevating Adjustable Support, Color - Right	1	1
8	A	8881048852	Tube, Elevating Adjustable Support, Color - Left	1	1
9		1032266	Bracket, Legrest Pad Mounting, Black	1	1
10		04528X002	Bracket, Release, Black	1	1
11		1025451	Screw, Slotted Hex Washer Head (#10-32 x 5/8")	1	2
12		1025454	Housing, Latch - Right	1	1
12		1025455	Housing, Latch - Left	1	1
13		1017423	Screw, Slotted Hex Washer Head w/ Patch (#10-32 x 1/2")	1	1
14		42326X001	Bar, Ratchet	1	1
15		10261X000	Nut, Acorn (5/16-24)	1	1
16		1017148	Pivot, Footrest	1	1
17		1029501	Plug Button, Black (1")	1	1
18		1001762	Screw, Socket Button Head (1/4-20 x 1-3/4")	1	1
19	A	8881045289	Bracket, Legrest Support, Color - Right	1	1
19	A	8881045290	Bracket, Legrest Support, Color - Left	1	1
20		1040831	Ring, Snap	1	1
21		1013519	Washer, Nylon (5/16 x 11/16 x 1/16")	1	1
22		1040060	Tip, Plastic, Black	1	1
23		1037485	Spring, Release	1	1
24		1037125	Cam, Legrest	1	1
25		1037126	Handle, Release	1	1
26	B	1096974	Kit, Elevating Legrest Ratchet Hardware (Pair)	1	1
	C,D	1096943-NLA	NLA - Instruction Sheet, Ratchet Kit	1	1
	A,C	8881045291	Legrest Support Assembly, Sector, Color - Right	1	1
	A,C	8881045292	Legrest Support Assembly, Sector, Color - Left	1	1

NOTE: A - Specify frame color when ordering. See page titled "Frame Finishes and Touch-Up Paints".
B - Includes items 10, 14, 15 and 20-25
C - Not Shown
D - Item is no longer available from the Invacare Service Parts Department. Refer to the Invacare Website under "Product Literature Search". Enter the part number in the "Keywords" field and download a free PDF version copy.

PHAL4A (Hemi) Articulating Legrest Supports Chrome

Due to a change to the Legrest Calf Pad size made on 4/23/12, you must also order the hardware kit (1068649) when ordering replacement Calf Pads.



PHAL4A (Hemi) Articulating Legrest Supports

Chrome

Due to a change to the Legrest Calf Pad size made on 4/23/12, you must also order the hardware kit (1068649) when ordering replacement Calf Pads.

Item Number	Note	Part Number	Description	Quantity Per	
				Package	Assembly
1	B	1031437-NLA	NLA - Legrest Support Assembly, Articulating, Hemi, Chrome - Right	1	1
1	B	1031438-NLA	NLA - Legrest Support Assembly, Articulating, Hemi, Chrome - Left	1	1
2	F	1023092-NLA	NLA - Legrest Support Tube Assembly, Hemi, Chrome - Right	1	1
2	F	1023093-NLA	NLA - Legrest Support Tube Assembly, Hemi, Chrome - Left	1	1
3		1030979	Screw, Phillips Pan Head Tap (#10-32 x 3/4")	1	1
4		1022874	Bumper	1	1
5		1035539	Handle, Release, Black - Right	1	1
5		1035540	Handle, Release, Black - Left	1	1
6		47565X057	Bushing (7/32 x 3/8 x 11/32")	1	1
7		60279X003	Locknut (#10-32)	1	1
8		40163X008	Screw, Phillips Pan Head (#10-32 x 11/16")	1	1
9		1008935	Spring, Release - Right	1	1
9		1008936	Spring, Release - Left	1	1
10		67005X000	Rivnut (#10-32)	1	1
11		40163X002	Screw, Phillips Round Head (#10-32 x 1/2")	1	1
12		1027097	Plug Button, Black (3/4")	1	1
13		1040060	Tip, Plastic, Black	1	1
14		1037126	Handle, Release	1	1
15		1049527	Washer, Nylon (3/8 x 3/4 x 1/16")	1	2
16		1022866-NLA	NLA - Screw, Socket Button Head (3/8-16 x 3/4")	1	2
17		40363X000	Hex Nut (3/8"-16)	1	3
18		1022846-NLA	NLA - Bar, Link, Black	1	1
19		1022877-NLA	NLA - Tube, Support and Drive Link, Chrome - Right	1	1
19		1022878-NLA	NLA - Tube, Support and Drive Link, Chrome - Left	1	1
20		1022854-NLA	NLA - Screw, Shoulder Slotted Head (1/2 x 1-1/8", 3/8-16)	1	1
21		10261X000	Nut, Acorn (5/16-24)	1	1
22		04528X002	Bracket, Release, Black	1	1
23		1040831	Ring, Snap	1	1
24		47328X003	Bushing, Pivot (5/16 x 7/16 x 7/8")	1	1
25		42326X004	Bar, Ratchet - Right/Left	1	1
26		1037485	Spring, Release	1	1
27		1037125	Cam, Legrest	1	1
28		1013519	Washer, Nylon (5/16 x 11/16 x 1/16")	1	1
29		1024911-NLA	NLA - Decal, Smartleg	1	1
30		1014807	Screw, Hex Head (5/16-24 x 3-1/4")	1	1
31		48823X008	Spring, Leaf	1	1
32		47328X003	Bushing, Pivot (5/16 x 7/16 x 7/8")	1	1

PHAL4A (Hemi) Articulating Legrest Supports

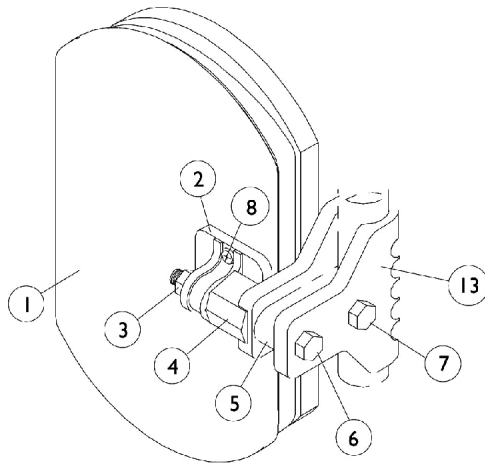
Chrome

Due to a change to the Legrest Calf Pad size made on 4/23/12, you must also order the hardware kit (1068649) when ordering replacement Calf Pads.

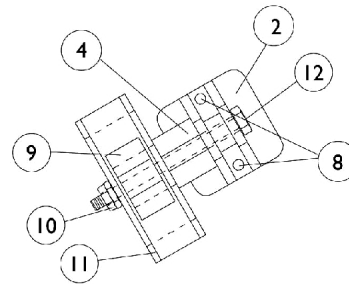
Item Number	Note	Part Number	Description	Quantity Per	
				Package	Assembly
33		1025133	Spacer, Legrest Pad, Black	1	1
34		04526X019	Plate, Legrest Pad	1	1
35		60264X001	Locknut (5/16-24)	1	1
36		1025104	Bracket, Legrest, Chrome	1	1
37		11232X009	Bolt, Lug (5/16-24 x 1-3/8")	1	1
38		1022848	Tube, Slide, Articulating, Chrome - Right	1	1
38		1022849	Tube, Slide, Articulating, Chrome - Left	1	1
39		1027377	Washer (#20)	1	1
40		1107321	Nut, Low Cap (5/16"-24)	1	1
41	A,C,E	8881091764	Pad, Legrest, Vinyl - Right/Left	1	1
42	D	1068649	Hardware, Legrest Pad	1	1
			Screw, Phillips Pan Head (#10-32 x 11/16")	1	2
			Screw, Phillips Pan Head (#10-32 x 1")	1	2
			Instruction Sheet, Legrest Pad Mtg.	1	1
NOTE: A - Specify upholstery color U67 black when ordering. B - Includes items 3-40. C - For 16" and wider seats D - Includes Screws and Instruction Sheet. E - Due to a change to the Legrest Calf Pad size made on 4/23/12, you must also order the hardware kit (1068649) when ordering replacement Calf Pads. F - Includes the Legrest Support Tube and items 3-11.					

Calf Pads and Attaching Hardware

Due to a change to the Legrest Calf Pad size made on 4/23/12, you must also order the hardware kit (1066591) when ordering replacement Calf Pads.



AT5544 Legrest



PHAL4A Legrest

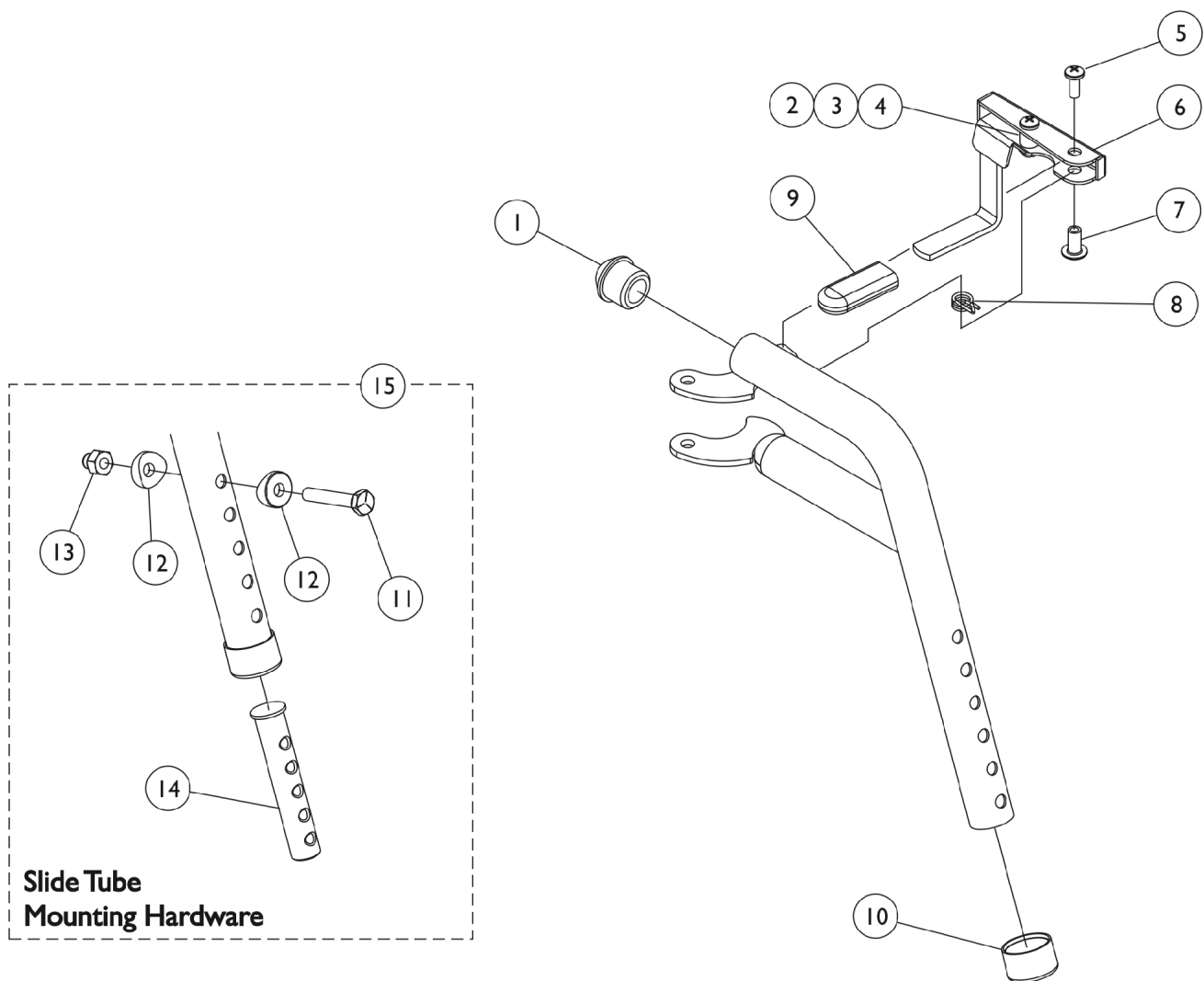
Calf Pads and Attaching Hardware

Due to a change to the Legrest Calf Pad size made on 4/23/12, you must also order the hardware kit (1066591) when ordering replacement Calf Pads.

Item Number	Note	Part Number	Description	Quantity Per	
				Package	Assembly
1	A,D	8881091759	Pad w/ Cover and Screws, Legrest Vinyl (Pair)	2	1
1	A,D	8881091764	Pad, Legrest, Vinyl - Right/Left	1	1
1	A,B,D	88804529X003	Pad, Legrest, Vinyl - Right	1	1
1	A,B,D	88804529X004	Pad, Legrest, Vinyl - Left	1	1
2		04526X019	Plate, Legrest Pad	1	1
3		1025730	Locknut (5/16-24)	1	1
4		1025133	Spacer, Legrest Pad, Black	1	1
5		1032267	Spacer, Legrest Pad Mounting, Black	1	1
6		1037110	Screw, Hex Head (5/16-24 x 3-1/2")	1	1
7		1028514	Screw, Hex Head (5/16-24 x 1-1/2")	1	1
8	C	1066591	Hardware, Legrest Pad	1	2
			Screw, Phillips Pan Head (#10-32 x 11/16")	1	2
			Screw, Phillips Pan Head (#10-32 x 1")	1	2
			Instruction Sheet, Legrest Pad Mtg.	1	1
9		48823X008	Spring, Leaf	1	1
10		60264X001	Locknut (5/16-24)	1	2
11		1025104	Bracket, Legrest, Chrome	1	1
12		1014807	Screw, Hex Head (5/16-24 x 3-1/4")	1	1
13		1032266	Bracket, Legrest Pad Mounting, Black	1	1
NOTE: A - Specify upholstery color. See page titled "Frame Finishes, Touch-Up Paints and Upholstery Options". B - 14"-15" Wide Chairs C - Includes Screws and Instruction Sheet. D - Due to a change to the Legrest Calf Pad size made on 4/23/12, you must also order the hardware kit (1066591) when ordering replacement Calf Pads.					

PHW93 (Hemi) Footrest Supports

Color (Pin Style)



PHW93 (Hemi) Footrest Supports

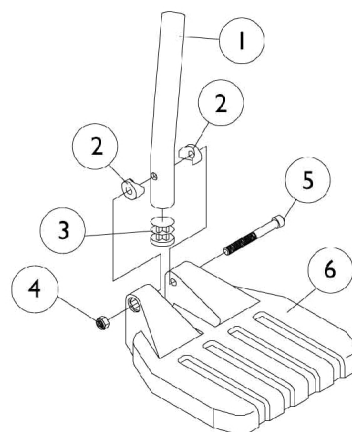
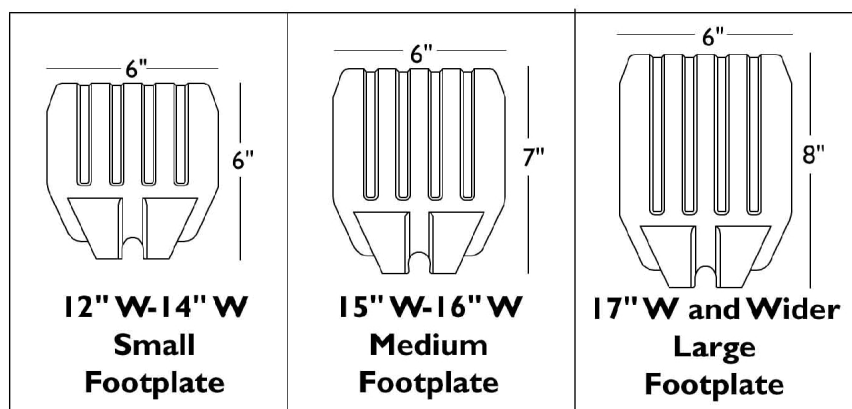
Color (Pin Style)

Item Number	Note	Part Number	Description	Quantity Per	
				Package	Assembly
1		1020719	Anti-Rattle, Black	1	1
2		1025716	Screw, Phillips Pan Head (#10-32 x 11/16")	1	1
3		47565X057	Bushing (7/32 x 3/8 x 11/32")	1	1
4		1025735	Locknut (#10-32)	1	1
5		1026114	Screw, Phillips Pan Head (#10-32 x 1/2")	1	1
6	A	1114749-NLA	NLA - Handle, Release, Black - Right	1	1
6	A	1114750-NLA	NLA - Handle, Release, Black - Left	1	1
7		1028846-NLA	NLA - Rivnut (#10-32)	1	1
8		1028707	Spring, Release - Right	1	1
8		1028708	Spring, Release - Left	1	1
9		1006490	Tip, Plastic, Black	1	1
10		15680X012	Collar, Anti-Rattle (7/8")	1	1
11		1070759	Screw, Hex Head (1/4-20 x 1-1/2")	1	1
12		1026099	Spacer, Coved (1/4 x 11/16 x 1/2")	1	2
13		1044214	Nut, Hex with Nylon Cap (1/4-20)	1	1
14	C	1020534	Insert, Threaded	1	1
15		1074143	Kit, Slide Tube Mounting Hardware	1	1
	B	8881126089	Footrest Support Assembly, Hemi, Color - Right	1	1
	B	8881126090	Footrest Support Assembly, Hemi, Color - Left	1	1

NOTE: A - Includes items 2-4
 B - Specify frame color when ordering, see page titled "Frame Finishes and Touch-Up Paints".
 C - As of 8/15/03, the Threaded Insert was revised from 3 to 5 Holes. Threaded Insert is Backward Compatible and does not require ordering in Pairs.

Pivot/Slide Tube w/ Footplate Assembly - Composite - 1651

NOTE: Heel Loops are not included. See Footrest and Legrest Accessories.
NOTE: For complete pivot/slide tube and footplate assemblies, see front riggings reference charts



Pivot/Slide Tube w/ Footplate Assembly - Composite - 1651

NOTE: Heel Loops are not included. See Footrest and Legrest Accessories.

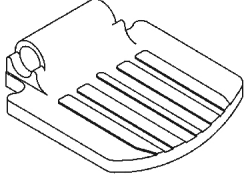
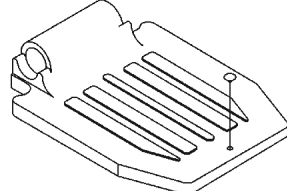
NOTE: For complete pivot/slide tube and footplate assemblies, see front riggings reference charts

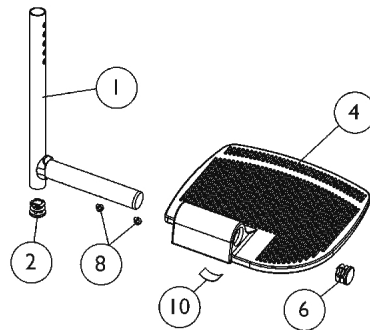
Item Number	Note	Part Number	Description	Quantity Per	
				Package	Assembly
1		1057852	Tube, Pivot/Slide, Curved End, Steel, Black (9-7/8")	1	1
1		1057854	Tube, Pivot/Slide, Curved End, 2" Longer, Steel, Black	1	1
1		1058418	Tube, Pivot/Slide, Curved End, 4" Longer, Steel, Black	1	1
2		1025457	Spacer, Coved (1/4 x 3/4 x 11/32")	1	2
3		1027097	Plug Button, Black (3/4")	1	1
4		1025195	Locknut (1/4-20)	1	1
5		60285X006	Screw, Socket Head (1/4-20 x 2-1/4")	1	1
6	A	1026879	Footplate, Composite, Small, Black (6" W x 6" L)	1	1
6	B	1026880	Footplate, Composite, Medium, Black (7" W x 6" L)	1	1
6	C	1026881	Footplate, Composite, Large, Black (8" W x 6" L)	1	1
6	D	1026879	Footplate, Composite, Small, Black (6" W x 6" L)	1	1
6	E	1026880	Footplate, Composite, Medium, Black (7" W x 6" L)	1	1
6	F	1026881	Footplate, Composite, Large, Black (8" W x 6" L)	1	1
NOTE: A - 12"-14" Wide B - 15"-16" Wide C - 17" and Wider D - 15"-17" Wide for 70STAPER E - 18"-19" Wide for 70STAPER F - 20" and Wider for 70STAPER					

Pivot/Slide Tube w/ Footplate Assembly - Aluminum - 1350, 1650

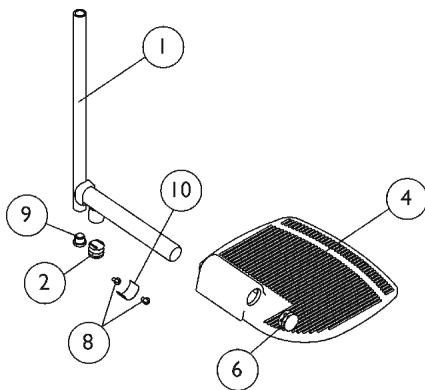
NOTE: Heel Loops are not included. See Footrest and Legrest Accessories

NOTE: For complete pivot/slide tube and footplate assemblies, see Front Riggings Reference Charts.

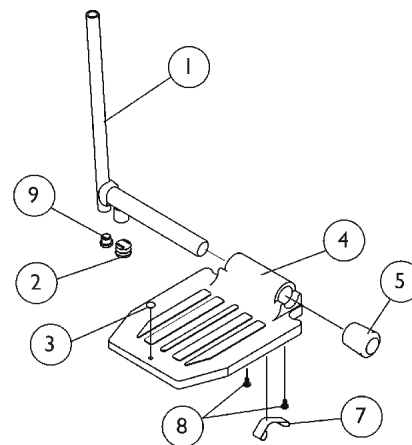
	
14"-15" Wide 1650 Standard Aluminum	16" W and Wider 1650 Standard Aluminum



For AT5544, 70 NHD, PHW93



For PHAL4A Legrest



For PHAL4A Legrest

Pivot/Slide Tube w/ Footplate Assembly - Aluminum - 1350, 1650

NOTE: Heel Loops are not included. See Footrest and Legrest Accessories

NOTE: For complete pivot/slide tube and footplate assemblies, see Front Riggings Reference Charts.

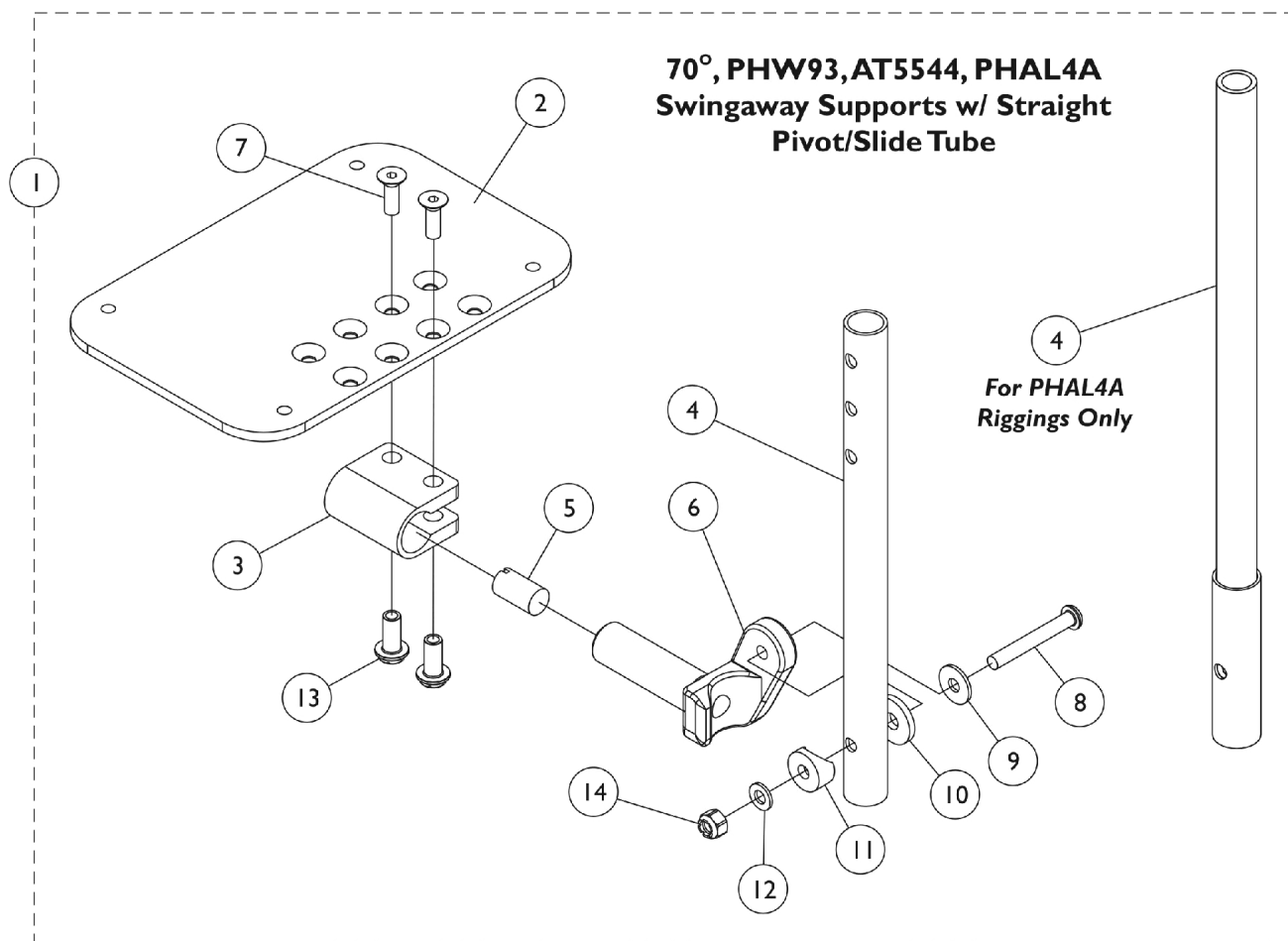
Item Number	Note	Part Number	Description	Quantity Per	
				Package	Assembly
1	A	1048834	Pivot/Slide Tube w/ Plug Button, Black	1	1
1	A	1098906	Pivot/Slide Tube w/ Plug Button, Black (2" Longer)	1	1
1	A	1086482	Pivot/Slide Tube w/ Plug Button, Black (4" Longer)	1	1
1	B	1041526	Pivot/Slide Tube w/ Plug Button Assembly, Chrome	1	1
2		1027097	Plug Button, Black (3/4")	1	1
3		1070168	Plug, Push, Footplate	1	1
4	C	44200X059	Footplate, Aluminum, Small, Black (6-3/4" W x 6" L)	1	1
4	D	44200X027	Footplate, Aluminum, Medium, Black (7-3/4" W x 6" L)	1	1
4		44200X025	Footplate, Aluminum, Extra Large, Black - Right (8" W x 8-1/2" L)	1	1
4		44200X026	Footplate, Aluminum, Extra Large, Black - Left (8" W x 8-1/2" L)	1	1
5		1016346	Cap, End, Tube, Black (7/8")	1	1
6		1027095	Plug Button, Black (7/8")	1	1
7	E	1006981	Spring, Tension	1	2
8		40120X001	Screw, Phillips Pan Head (#8-32 x 3/8")	1	2
9		1018133	Plug Button, Black (5/8")	1	1
10	F,G	1036123	Spring, Leaf	1	1

NOTE: A - Extra Large footplate for AT5544, 70 NHD, PHW93,
 B - Standard Aluminum and Extra Large footplate for PHAL4A
 C - For 14"-15" wide seats
 D - For 16" and wider seats
 E - Use with Standard Footplates.
 F - Use with Extra Large Footplates.
 G - Use one or more leaf springs per assembly as required such that footplate may be moved by hand to the up-right position and remain in place.

Pivot/Slide Tube w/ Adj. Angle Footplate - AT5543

70NHD, PHW93, AT5544, PHAL4A

Heel Loops are not included. See Footrest and Legrest Accessories.
For complete Pivot/Slide Tube and Footplate Assemblies, see Front Riggings reference charts.



Pivot/Slide Tube w/ Adj. Angle Footplate - AT5543

70NHD, PHW93, AT5544, PHAL4A

Heel Loops are not included. See Footrest and Legrest Accessories.

For complete Pivot/Slide Tube and Footplate Assemblies, see Front Riggings reference charts.

Item Number	Note	Part Number	Description	Quantity Per	
				Package	Assembly
1	A	See Chart	Pivot/Slide Tubes w/ AT5543 Adjustable Angle Footplates	1	1
2	B,F	1113572	Footplate, Adjustable Angle, Medium, Black (4-1/4" W x 8" L)	1	1
2	C,F	1113573	Footplate, Adjustable Angle, Large, Black (5-1/4" W x 8" L)	1	1
2	D,F	1113574	Footplate, Adjustable Angle, Extra Large, Black (6-1/4" W x 8" L)	1	1
3		1058517	Clamp, Footplate	1	1
4		1057855	Tube, Pivot and Slide, Straight, Steel, Black (9-7/8" L)	1	1
4		1057856	Tube, Pivot/Slide, Straight, Steel, Black (11-7/8" L)	1	1
4		1121135	Tube, Pivot/Slide, Straight, Steel, Black (13-7/8" L)	1	1
4	E	1091745-NLA	NLA - Tube, Pivot/Slide, Straight, Steel, Chrome (13-7/8" L)	1	1
5		1048816	Screw, Nylon Adjustment (1/2-13 x 7/8")	1	1
6		1052102	Hinge, Footplate - Right	1	1
6		1052103	Hinge, Footplate - Left	1	1
7		1029545	Screw, Socket Flat Head (1/4-20 x 3/4")	1	2
8		1022831	Screw, Socket Button Head (1/4-20 x 1-7/8")	1	1
9		1026900	Washer (1/4 x 23/32 x 1/16")	1	1
10		1016301	Washer, Nylon (5/16 x 7/8 x 1/8")	1	1
11		1025457	Spacer, Coved (1/4 x 3/4 x 11/32")	1	1
12		1026907	Washer (1/4 x 1/2 x 1/16")	1	1
13		1082686	Nut, Barrel, Hex Head (1/4-20 x 11/16")	1	2
14		1025736	Locknut (1/4-20)	1	1

NOTE: A - Includes Items 2 thru 14.
 B - For 12-13" wide chairs.
 C - For 14-15" wide chairs.
 D - For 16" and wider chairs.
 E - For PHAL4A legrest only.
 F - This footplate was revised 9/2/2008 with rounder corners and accessory holes changed from 8 to 4. Recommended to replace footplate in pairs to match sides.

#1 Pivot/Slide Tubes w/ AT5543 Adjustable Angle Footplates

Rigging Type	70NHD, PHW93 AT5544 (9-7/8" Tube)	70NHD, PHW93 AT5544 (11-7/8" Tube)	70NHD, PHW93 AT5544 (13-7/8" Tube)	PHAL4A (13-7/8" Tube)
12-13" W - Right (4-1/4" Footplate)	1060442	N/A	1121136-NLA	N/A
12-13" W - Left (4-1/4" Footplate)	1060443	N/A	1121137-NLA	N/A

Pivot/Slide Tube w/ Adj. Angle Footplate - AT5543

70NHD, PHW93, AT5544, PHAL4A

Heel Loops are not included. See Footrest and Legrest Accessories.
For complete Pivot/Slide Tube and Footplate Assemblies, see Front Riggings reference charts.

#1 Pivot/Slide Tubes w/ AT5543 Adjustable Angle Footplates

Rigging Type	70NHD, PHW93 AT5544 (9-7/8" Tube)	70NHD, PHW93 AT5544 (11-7/8" Tube)	70NHD, PHW93 AT5544 (13-7/8" Tube)	PHAL4A (13-7/8" Tube)
14-15" W - Right (5-1/4" Footplate)	1060444	1062758	1121138-NLA	1091775-NLA
14-15" W - Left (5-1/4" Footplate)	1060445	1062759	1121139-NLA	1091776-NLA
16" and Wider - Right (6-1/4" Footplate)	1062756	1062760	1121140	1091777-NLA
16" and Wider - Left (6-1/4" Footplate)	1062757	1062761	1121141	1091778-NLA

Footrest & Legrest Accessories

NOTE: Heel loop replacements for Power Articulating Legrest can be found on the Power Articulating Legrest page.

Item Number	Note	Part Number	Description	Quantity Per	
				Package	Assembly
	A	1032243	Strap, Calf w/ Hook and Loop (36" L)	1	1
	A,B	1032214	H-Strap (24" L)	1	1
	A,C	1032215	H-Strap (26" L)	1	1
	A,D	1032216	H-Strap (31" L)	1	1
	A,E	1026987	Guard, Impact (8" L)	1	2
	A	See Chart	Heel Loops and Hardware (Not Including AT5543)	1	1
	A	See Chart	Attaching Hardware Part Numbers (Not Including AT5543)	1	1
	A	See Chart	AT5543 Heel Loops, Heel Loops w/ Ankle Straps and Hardware	1	1
	A	See Chart	Toe Loops and Hardware	1	1
NOTE: A - Not Shown B - 12-14" wide seats C - 15-16" wide seats D - 17" and wider seats E - For 70 deg. Tapered Footrest.					

Heel Loops and Hardware (Not Including AT5543)

Footplate Type	Chair Width	Heel Loop Single #	Heel Loop Pair #	Heel Loop w/ Ankle Strap Single # Rt.	Heel Loop w/ Ankle Strap Single # Lt.	Heel Loop w/ Ankle Strap Pair #	Attaching Hardware Pair #
Composite Small (1651)	12-14" W or 15-17" W Tapered	1028412-NLA	1035912-NLA	1035908-NLA	1035909-NLA	1035906	1035931
Composite Medium (1651)	15-16" W or 18-19" W Tapered	1017621	1035917-NLA	1035919	1035920	1035918	1035931
Composite Large (1651)	17-22" W or 20-22" W Tapered	1017621	1035917-NLA	1035932-NLA	1035933-NLA	1035930	1035931
Standard Aluminum (1650)	14-15" W	1025234-NLA	1035905	1035908-NLA	1035909-NLA	1035906	1035907
Standard Aluminum (1650)	16-22" W	1017621	1035917-NLA	1035919	1035920	1035918	1035907
X-Large Aluminum (1350)	16-22" W	1017621	1035917-NLA	1035919	1035920	1035918	1055241

Footrest & Legrest Accessories

NOTE: Heel loop replacements for Power Articulating Legrest can be found on the Power Articulating Legrest page.

Attaching Hardware Part Numbers (Not Including AT5543)

Footplate Type	Part Number	Part Number Consists of
Composite (1651)	1035931	(2) Screw, Phillips Pan Head (1/4-20 x 2-1/4") (2) Spacer (1/4 x 11/32 x 1-3/4") (2) Hex Nut w/ Nylon Cap (1/4-20) (2) Flat Washer (1/4 x 5/8 x 1/16")
Standard Aluminum (1650)	1035907	(2) Screw, Phillips Pan Head (1/4-20 x 2-1/2") (2) Spacer (1/4 x 11/32 x 1-3/4") (2) Locknut (1/4-20)
X-Large Aluminum (1350)	1055241	(2) Screw, Phillips Pan Head (1/4-20 x 2-1/4") (2) Spacer (1/4 x 11/32 x 1-3/4") (2) Locknut (1/4-20)

Footrest & Legrest Accessories

NOTE: Heel loop replacements for Power Articulating Legrest can be found on the Power Articulating Legrest page.

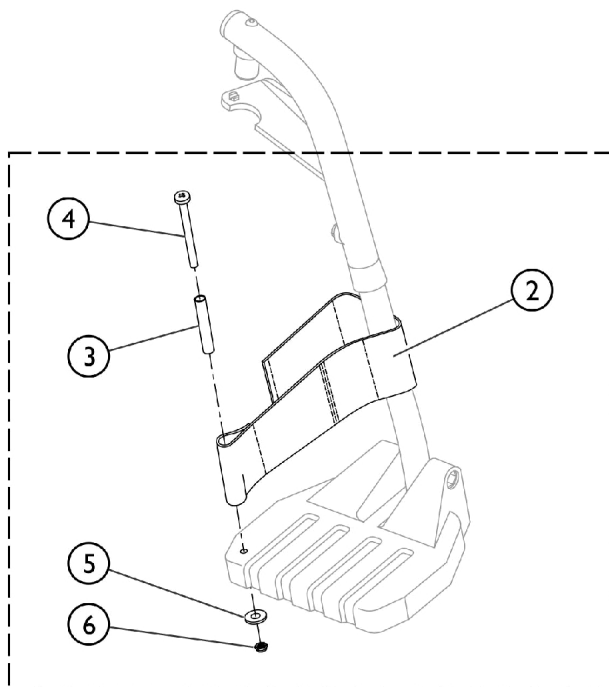
AT5543 Heel Loops, Heel Loops w/ Ankle Straps and Hardware

Footplate Type	Part Number	Part Number Consists of
AT5543 Adj. Angle	1160723 Kit, Heel Loop w/ Hardware, Adjustable Angle Footplate (Pair)	(2) Heel Loops (4) Screw, Phillips Pan Head (1/4-20 x 2-1/4") (4) Spacer (4) Locknut (1/4-20)
AT5543 Adj. Angle	1160724 Kit, Heel Loop w/ Ankle Strap and Hardware, Adjustable Angle Footplate (Pair)	(2) Heel Loops w/ Ankle Straps (4) Screw, Phillips Pan Head (1/4-20 x 2-1/4") (4) Spacer (4) Locknut (1/4-20)
Attaching Hardware Only	1035931 Kit, Heel Loop Attaching Hardware (Pair)	(2) Screw, Phillips Pan Head (1/4-20 x 2-1/4") (2) Spacer (2) Locknut (1/4-20)

Toe Loops (1345) and Attaching Hardware

Footplate Type	Toe Loop w/o Hardware Single #	Toe Loop w/o Hardware Pair #	Attaching Hardware Part Number	Attaching Hardware Consists of
1651, 1650, 1350, Footplates	04572X025	1037087	1037089	4 each Screw, Phillips Pan Head (10-32 x 7/8") 4 each Washer (1/4 x 3/4 x 3/32") 4 each Locknut (10-32)
AT5543 Footplates	04572X025	1037087	1104749	4 each Screw, Phillips Pan Head (10-32 x 1/2") 4 each Washer (1/4 x 3/4 x 3/32")

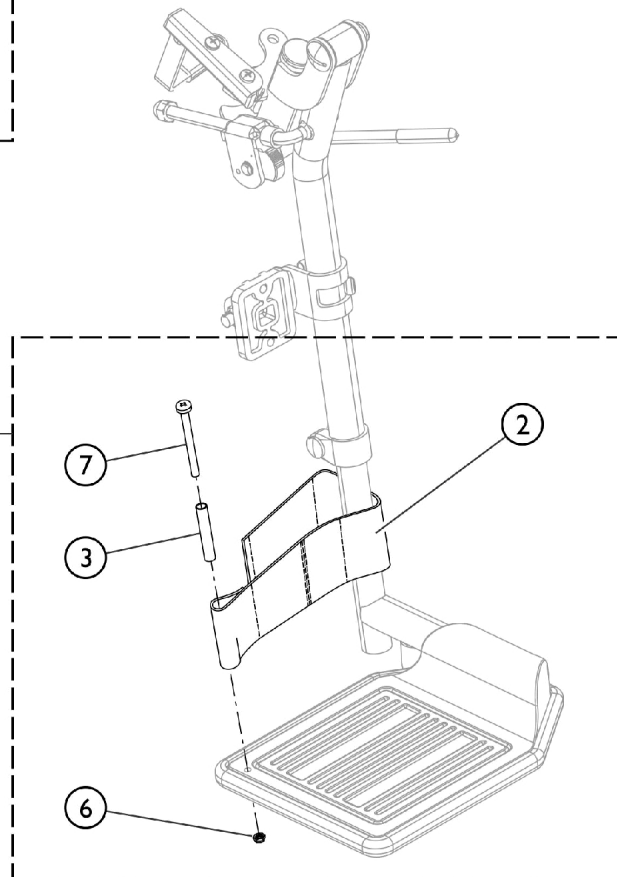
Front Riggings - Adjustable Heel Loops



① **Heel Loop and Hardware for All Footplate Options (Except Deluxe 1450)**

Heel Loop and Hardware for Deluxe (1450) Footplates

⑪



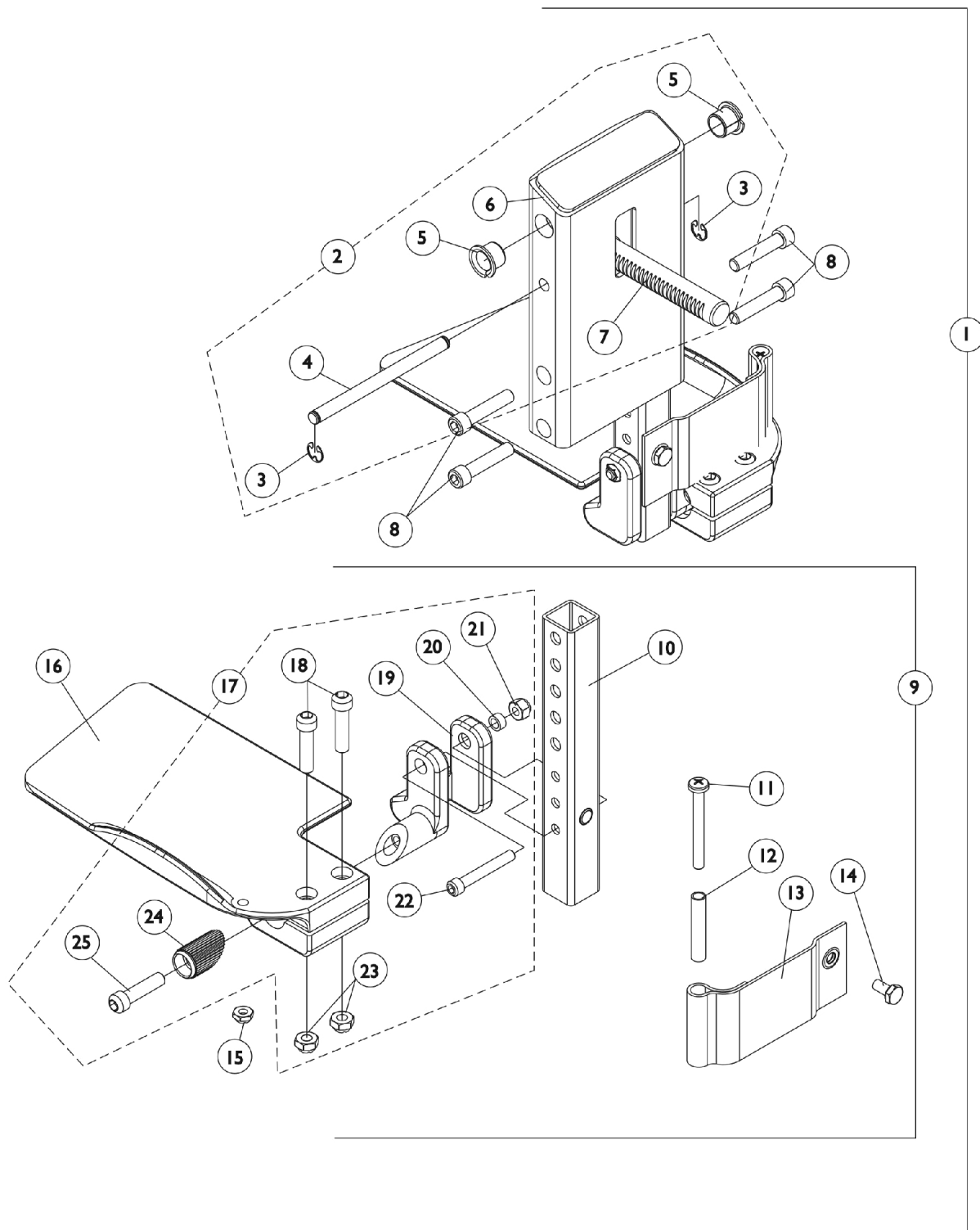
SCM_058A

Front Riggings - Adjustable Heel Loops

Item Number	Note	Part Number	Description	Quantity Per	
				Package	Assembly
1	A	1191117	Kit, Heel Loop, Adjustable w/ Hardware (Pair)	1	1
2			Heel Loop	1	2
3			NLA - Spacer (1/4 x 11/32 x 1-3/4")	1	2
4			NLA - Screw, Phillips Pan Head (1/4-20 x 2-1/4")	1	2
5			Washer, Flat (1/4 x 5/8 x 1/16")	1	2
6			Nut, Hex, Nylon Cap (1/4-20)	1	2
			Instruction Sheet, Adjustable Heel Loop	1	1
11	B	1191116	Kit, Heel Loop, Adjustable w/ Hardware, Deluxe 1450 (Pair)	1	1
2			Heel Loop	1	2
3			NLA - Spacer (1/4 x 11/32 x 1-3/4")	1	2
6			Nut, Hex, Nylon Cap (1/4-20)	1	2
7			NLA - Screw, Phillips Pan Head (1/4-20 x 2-1/2")	1	2
			Instruction Sheet, Adjustable Heel Loop	1	1

NOTE: A - Kit includes items 2 - 6. Used with all Footplates except Deluxe (1450).
 B - Kit includes items 2, 3, 6, and item 7. Used with Deluxe (1450) Footplates only.

Front Rigging - Center Mount Rigging CTMT-FJ **(Before 12/10/08)** **(CTMT-FJ = 9-1/4" - 12" Range)**

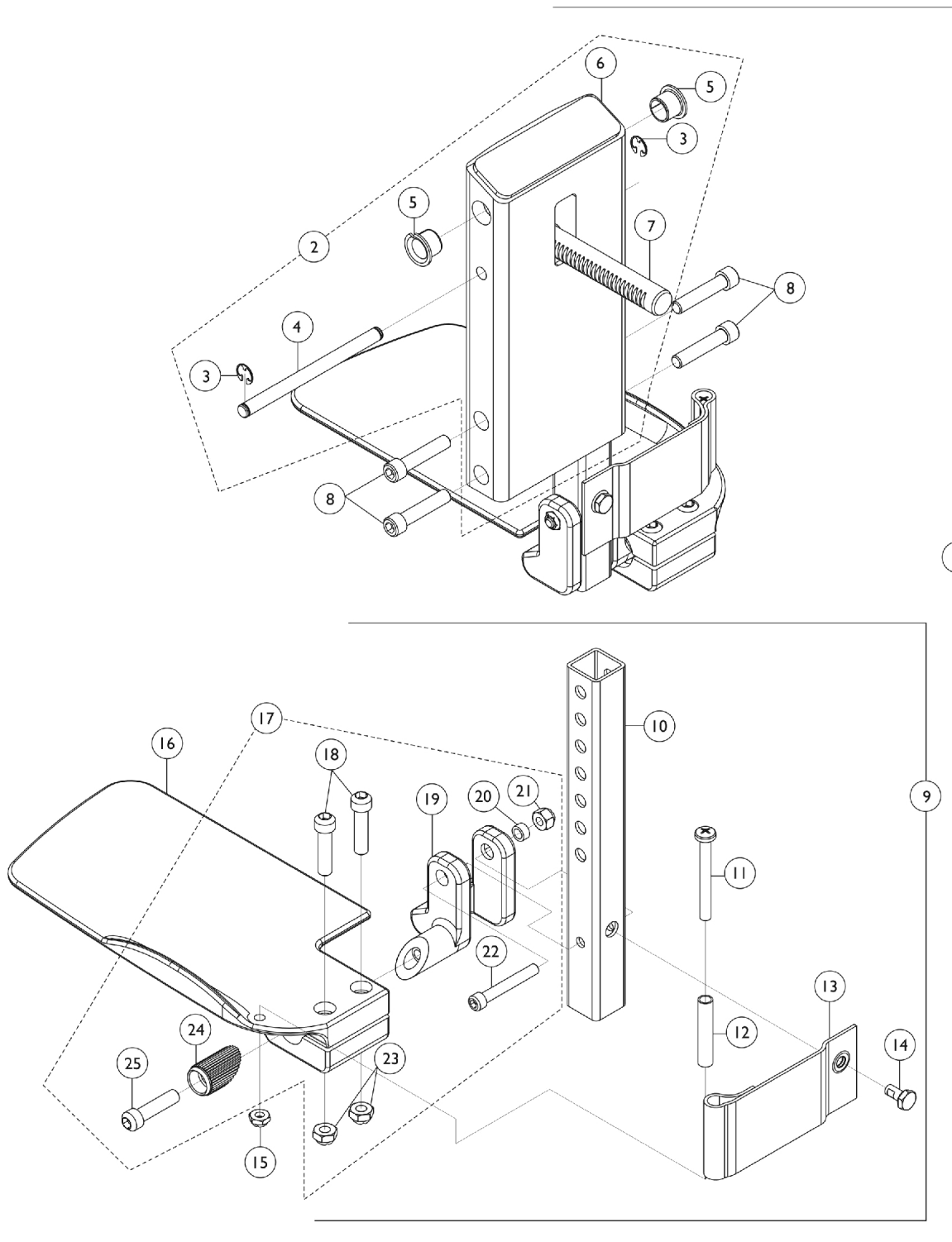


Front Rigging - Center Mount Rigging CTMT-FJ (Before 12/10/08) (CTMT-FJ = 9-1/4" - 12" Range)

Item Number	Note	Part Number	Description	Quantity Per	
				Package	Assembly
1	A	See Note	See Footnote	1	1
2	B	1123021-NLA	NLA - Legrest Support Assembly, Center Mount, Junior, Black	1	1
3		1113376-NLA	NLA - Ring, Retainer (1/4 x 1/2 x 1/64")	1	2
4		1113373-NLA	NLA - Pin, Angle, Adjustable, ASBA	1	1
5		1110669	Bearing, Flange (1/2 x 13/16 x 1/2")	1	2
6		1121984-NLA	NLA - Support, Junior Legrest (CTMTJ/CTMT-FJ)	1	1
7		1113372	Rack, Center Mount Rigging Angle Adjustable	1	1
8		1021344	Screw, Socket Head (5/16-18 x 1-1/2")	1	4
9	C	1123042-NLA	NLA - Extension Tube and Footplate Assembly w/ Heel Loop, Junior - Right	1	1
9	C	1123043-NLA	NLA - Extension Tube and Footplate Assembly w/ Heel Loop, Junior - Left	1	1
10		1123044	Tube, Footrest Extension, Short (CTMTJ/CTMT-FJ = 9-1/4 - 12") (CTMT/CTMT-F = 12-1/4 - 15") (PCTMT = 10 - 13")	1	1
11		1021421-NLA	NLA - Screw, Phillips Pan Head (1/4-20 x 2-1/4")	1	2
12		1006477-NLA	NLA - Spacer (1/4 x 11/32 x 1-3/4")	1	2
13		1121996-NLA	NLA - Heel Loop, Center Mount Rigging	1	2
14		1078214	Screw, Hex Head w/ Patch (1/4-20 x 1/2")	1	2
15		1025195	Locknut (1/4-20)	1	2
16		1121988-NLA	NLA - Footplate, CTMTJ/CTMT-FJ - Right (5-1/4" W x 8-13/16" L)	1	1
16		1121989-NLA	NLA - Footplate, CTMTJ/CTMT-FJ - Left (5-1/4" W x 8-13/16" L)	1	1
17	D	1120345-NLA	NLA - Center Mount Rigging Footplate Mounting Hardware - Right	1	1
17	D	1121123-NLA	NLA - Center Mount Rigging Footplate Mounting Hardware - Left	1	1
18		1021343	Screw, Socket Head (5/16-18 x 1-1/4")	1	2
19		1113384-NLA	NLA - Hinge, Adjustable Angle - Right	1	1
19		1113385-NLA	NLA - Hinge, Adjustable Angle - Left	1	1
20		1047449-NLA	NLA - Spacer (1/4 x 3/8 x 3/16")	1	1
21		1065362	Locknut (1/4-28)	1	1
22		1096810	Screw, Socket Head (1/4-28 x 1-3/4")	1	1
23		1108122-NLA	NLA - Locknut (5/16-18)	1	2
24		1113530	Attachment, Hinge	1	1
25		1021343	Screw, Socket Head (5/16-18 x 1-1/4")	1	1
NOTE: A - As of 12/10/08, item 1 is no longer available. Individual parts may be ordered separately. B - Includes items 3-7 C - Includes items 10-16 & 17 D - Includes items 18-25					

Front Rigging - Center Mount Rigging (CTMT-F) (Before 12/10/08)

(CTMT-F = 12-1/4" - 15" Range)



Front Rigging - Center Mount Rigging (CTMT-F) (Before 12/10/08)

(CTMT-F = 12-1/4" - 15" Range)

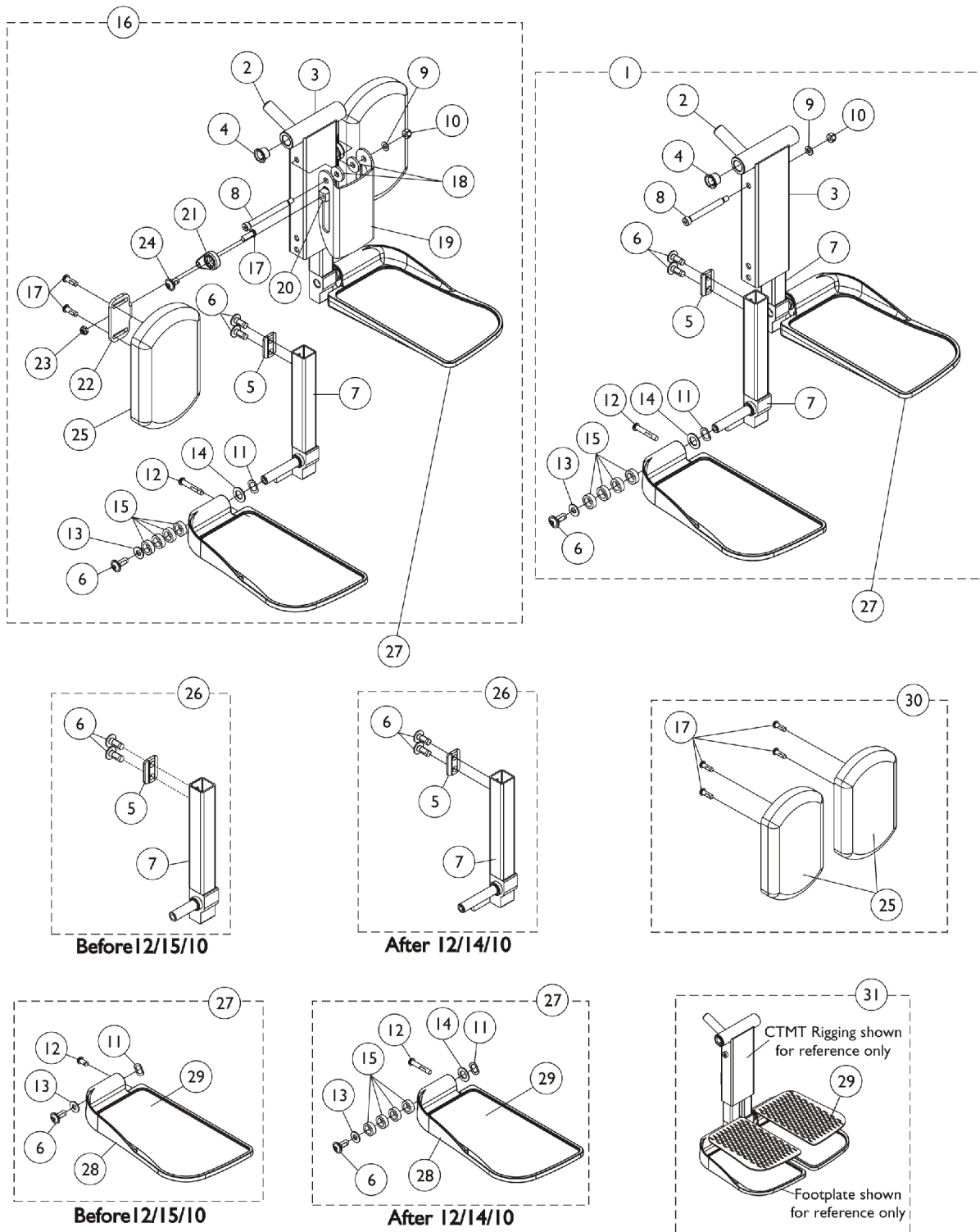
Item Number	Note	Part Number	Description	Quantity Per	
				Package	Assembly
1	A	See Note	See Footnote	1	1
2	B	1120346-NLA	NLA - Legrest Support Assembly, Center Mount, Black	1	1
3		1113376-NLA	NLA - Ring, Retainer (1/4 x 1/2 x 1/64")	1	2
4		1113373-NLA	NLA - Pin, Angle, Adjustable, ASBA	1	1
5		1110669	Bearing, Flange (1/2 x 13/16 x 1/2")	1	2
6	E	1113609-NLA	NLA - Support, Center Mount Rigging Legrest, Black	1	1
7		1113372	Rack, Center Mount Rigging Angle Adjustable	1	1
8		1021344	Screw, Socket Head (5/16-18 x 1-1/2")	1	4
9	C	1123034-NLA	NLA - Extension Tube and Footplate Assembly w/ Heel Loop, Short - Right	1	1
9	C	1123035-NLA	NLA - Extension Tube and Footplate Assembly w/ Heel Loop, Short - Left	1	1
10		1123044	Tube, Footrest Extension, Short (CTMTJ/CTMT-FJ = 9-1/4 - 12") (CTMT/CTMT-F = 12-1/4 - 15") (PCTMT = 10 - 13")	1	1
11		1021421-NLA	NLA - Screw, Phillips Pan Head (1/4-20 x 2-1/4")	1	2
12		1006477-NLA	NLA - Spacer (1/4 x 11/32 x 1-3/4")	1	2
13		1121996-NLA	NLA - Heel Loop, Center Mount Rigging	1	2
14		1078214	Screw, Hex Head w/ Patch (1/4-20 x 1/2")	1	2
15		1025195	Locknut (1/4-20)	1	2
16		1113606-NLA	NLA - Footplate, Center Mount Rigging, Black - Right (5-1/4" W x 9-5/8" L)	1	1
16		1113607-NLA	NLA - Footplate, Center Mount Rigging, Black - Left (5-1/4" W x 9-5/8" L)	1	1
17	D	1120345-NLA	NLA - Center Mount Rigging Footplate Mounting Hardware - Right	1	1
17	D	1121123-NLA	NLA - Center Mount Rigging Footplate Mounting Hardware - Left	1	1
18		1021343	Screw, Socket Head (5/16-18 x 1-1/4")	1	2
19		1113384-NLA	NLA - Hinge, Adjustable Angle - Right	1	1
19		1113385-NLA	NLA - Hinge, Adjustable Angle - Left	1	1
20		1047449-NLA	NLA - Spacer (1/4 x 3/8 x 3/16")	1	1
21		1065362	Locknut (1/4-28)	1	1
22		1096810	Screw, Socket Head (1/4-28 x 1-3/4")	1	1
23		1108122-NLA	NLA - Locknut (5/16-18)	1	2
24		1113530	Attachment, Hinge	1	1
25		1021343	Screw, Socket Head (5/16-18 x 1-1/4")	1	1

Front Rigging - Center Mount Rigging (CTMT-F) (Before 12/10/08)

(CTMT-F = 12-1/4" - 15" Range)

NOTE:	A - As of 12/10/08, item 1 is no longer available. Individual parts may be ordered separately. B - Includes items 3-7 C - Includes items 10-16 & 17 D - Includes items 18-25 E - No Longer Available individually. See part # 1123046 for replacement.
-------	--

Center Mount Front Rigging (After 12/09/08) (CTMT-J/CTMT-FJ/CTMT/CTMT-F/CTMT-L/CTMT-FL)



Center Mount Front Rigging (After 12/09/08) (CTMT-J/CTMT-FJ/CTMT/CTMT-F/CTMT-L/CTMT-FL)

Item Number	Note	Part Number	Description	Quantity Per	
				Package	Assembly
1	A	1121990	Kit, Center Mount Front Rigging, Junior (CTMTJ/CTMT-FJ) ASBA/ADJASBA (9-1/2" - 11" Range)	1	1
2			Rack, Center Mount Rigging Angle Adjustable	1	1
3			Support, Footrest, Center Mount, Black - Short	1	1
4			Bearing, Flange (1/2 x 13/16 x 1/2")	1	2
5			Cleat, Button Head	1	2
6			Screw, Socket, Button Head w/ Patch (5/16-18 x 3/4")	1	6
7			Tube, Extension, Footrest, Short, Black - Right	1	1
7			Tube, Extension, Footrest, Short, Black - Left	1	1
8			Screw, Shoulder Hex Socket Head (5/16" x 2-1/2", 1/4-20)	1	1
9			Washer (1/4 x 1/2 x 1/16")	1	1
10			Locknut (1/4-20)	1	1
11			NLA - Washer, Wave (17/32 x 3/4 x 1/64")	1	2
12			Screw, Socket Button Head (1/4-20 x 1-1/2")	1	2
13			Washer, Nylon (5/16 x 11/16 x 1/16")	1	2
14			Washer (1/2 x 7/8 x 3/64")	1	2
15			Spacer, Nylon (1/2 x 3/4 x 1/4")	1	8
1	A	1117262	Kit, Center Mount Front Rigging (CTMT) (CTMT-F), ASBA/ADJASBA (11" - 15" Range)	1	1
2			Rack, Center Mount Rigging Angle Adjustable	1	1
3			Support, Footrest, Center Mount, Black - Regular	1	1
4			Bearing, Flange (1/2 x 13/16 x 1/2")	1	2
5			Cleat, Button Head	1	2
6			Screw, Socket, Button Head w/ Patch (5/16-18 x 3/4")	1	6
7			Tube, Extension, Footrest, Medium, Black - Right	1	1
7			Tube, Extension, Footrest, Medium, Black - Left	1	1
8			Screw, Shoulder Hex Socket Head (5/16" x 2-1/2", 1/4-20)	1	1
9			Washer (1/4 x 1/2 x 1/16")	1	1
10			Locknut (1/4-20)	1	1
11			NLA - Washer, Wave (17/32 x 3/4 x 1/64")	1	2
12			Screw, Socket Button Head (1/4-20 x 1-1/2")	1	2
13			Washer, Nylon (5/16 x 11/16 x 1/16")	1	2
14			Washer (1/2 x 7/8 x 3/64")	1	2
15			Spacer, Nylon (1/2 x 3/4 x 1/4")	1	8
1	A	1117263	Kit, Center Mount Front Rigging (CTMT-L) (CTMT-FL), ASBA/ADJASBA (14" - 18" Range)	1	1
2			Rack, Center Mount Rigging Angle Adjustable	1	1
3			Support, Footrest, Center Mount, Black - Regular	1	1

Center Mount Front Rigging (After 12/09/08) (CTMT-J/CTMT-FJ/CTMT/CTMT-F/CTMT-L/CTMT-FL)

Item Number	Note	Part Number	Description	Quantity Per	
				Package	Assembly
4			Bearing, Flange (1/2 x 13/16 x 1/2")	1	2
5			Cleat, Button Head	1	2
6			Screw, Socket, Button Head w/ Patch (5/16-18 x 3/4")	1	6
7			Tube, Extension, Footrest, Long, Black - Right	1	1
7			Tube, Extension, Footrest, Long, Black - Left	1	1
8			Screw, Shoulder Hex Socket Head (5/16" x 2-1/2", 1/4-20)	1	1
9			Washer (1/4 x 1/2 x 1/16")	1	1
10			Locknut (1/4-20)	1	1
11			NLA - Washer, Wave (17/32 x 3/4 x 1/64")	1	2
12			Screw, Socket Button Head (1/4-20 x 1-1/2")	1	2
13			Washer, Nylon (5/16 x 11/16 x 1/16")	1	2
14			Washer (1/2 x 7/8 x 3/64")	1	2
15			Spacer, Nylon (1/2 x 3/4 x 1/4")	1	8
16	B	1161428	Kit, Center Mount Front Rigging w/Calf Pad - Short (CTMTJ/CTMT-FJ) ASBA/ADJASBA (9-1/2" - 11" Range)	1	1
2			Rack, Center Mount Rigging Angle Adjustable	1	1
3			Support, Footrest, Center Mount, Black - Short	1	1
4			Bearing, Flange (1/2 x 13/16 x 1/2")	1	2
5			Cleat, Button Head	1	2
6			Screw, Socket, Button Head w/ Patch (5/16-18 x 3/4")	1	6
7			Tube, Extension, Footrest, Short, Black - Right	1	1
7			Tube, Extension, Footrest, Short, Black - Left	1	1
8			Screw, Shoulder Hex Socket Head (5/16" x 3", 1/4-20)	1	1
9			Washer (1/4 x 1/2 x 1/16")	1	1
10			Locknut (1/4-20)	1	1
11			NLA - Washer, Wave (17/32 x 3/4 x 1/64")	1	2
12			Screw, Socket Button Head (1/4-20 x 1-1/2")	1	2
13			Washer, Nylon (5/16 x 11/16 x 1/16")	1	2
14			Washer (1/2 x 7/8 x 3/64")	1	2
15			Spacer, Nylon (1/2 x 3/4 x 1/4")	1	8
17			Screw, Socket Button Head w/ Patch (1/4-20 x 3/4")	1	6
18			Washer, Nylon (5/16 x 7/8 x 1/8")	1	2
19			Bracket, Calf Pad, Black	1	1
20			Nut, T (5/16-18)	1	2
21			Adjuster, Calf Pad	1	2
22			Bracket, Mounting, Calf Pad	1	2
23			Locknut (1/4-20)	1	2

Center Mount Front Rigging

(After 12/09/08)

(CTMT-J/CTMT-FJ/CTMT/CTMT-F/CTMT-L/CTMT-FL)

Item Number	Note	Part Number	Description	Quantity Per	
				Package	Assembly
24	B	1161429	Screw, Socket, Button Head w/ Patch (5/16-18 x 1/2")	1	2
25			Pad, Calf (4-1/2" W x 7-1/4" L)	1	2
16			Kit, Center Mount Front Rigging w/Calf Pad - Medium (CTMT) (CTMT-F), ASBA/ADJASBA (11" - 15" Range)	1	1
2			Rack, Center Mount Rigging Angle Adjustable	1	1
3			Support, Footrest, Center Mount, Black - Regular	1	1
4			Bearing, Flange (1/2 x 13/16 x 1/2")	1	2
5			Cleat, Button Head	1	2
6			Screw, Socket, Button Head w/ Patch (5/16-18 x 3/4")	1	6
7			Tube, Extension, Footrest, Medium, Black - Right	1	1
7			Tube, Extension, Footrest, Medium, Black - Left	1	1
8			Screw, Shoulder Hex Socket Head (5/16" x 3", 1/4-20)	1	1
9			Washer (1/4 x 1/2 x 1/16")	1	1
10			Locknut (1/4-20)	1	1
11			NLA - Washer, Wave (17/32 x 3/4 x 1/64")	1	2
12			Screw, Socket Button Head (1/4-20 x 1-1/2")	1	2
13			Washer, Nylon (5/16 x 11/16 x 1/16")	1	2
14			Washer (1/2 x 7/8 x 3/64")	1	2
15			Spacer, Nylon (1/2 x 3/4 x 1/4")	1	8
17			Screw, Socket Button Head w/ Patch (1/4-20 x 3/4")	1	6
18			Washer, Nylon (5/16 x 7/8 x 1/8")	1	2
19			Bracket, Calf Pad, Black	1	1
20			Nut, T (5/16-18)	1	2
21			Adjuster, Calf Pad	1	2
22			Bracket, Mounting, Calf Pad	1	2
23			Locknut (1/4-20)	1	2
24	B	1161430	Screw, Socket, Button Head w/ Patch (5/16-18 x 1/2")	1	2
25			Pad, Calf (4-1/2" W x 7-1/4" L)	1	2
16			Kit, Center Mount Front Rigging w/Calf Pad - Long (CTMT-L) (CTMT-FL), ASBA/ADJASBA (14" - 18" Range)	1	1
2			Rack, Center Mount Rigging Angle Adjustable	1	1
3			Support, Footrest, Center Mount, Black - Regular	1	1
4			Bearing, Flange (1/2 x 13/16 x 1/2")	1	2
5			Cleat, Button Head	1	2
6			Screw, Socket, Button Head w/ Patch (5/16-18 x 3/4")	1	6

Center Mount Front Rigging

(After 12/09/08)

(CTMT-J/CTMT-FJ/CTMT/CTMT-F/CTMT-L/CTMT-FL)

Item Number	Note	Part Number	Description	Quantity Per	
				Package	Assembly
7			Tube, Extension, Footrest, Long, Black - Right	1	1
7			Tube, Extension, Footrest, Long, Black - Left	1	1
8			Screw, Shoulder Hex Socket Head (5/16" x 3", 1/4-20)	1	1
9			Washer (1/4 x 1/2 x 1/16")	1	1
10			Locknut (1/4-20)	1	1
11			NLA - Washer, Wave (17/32 x 3/4 x 1/64")	1	2
12			Screw, Socket Button Head (1/4-20 x 1-1/2")	1	2
13			Washer, Nylon (5/16 x 11/16 x 1/16")	1	2
14			Washer (1/2 x 7/8 x 3/64")	1	2
15			Spacer, Nylon (1/2 x 3/4 x 1/4")	1	8
17			Screw, Socket Button Head w/ Patch (1/4-20 x 3/4")	1	6
18			Washer, Nylon (5/16 x 7/8 x 1/8")	1	2
19			Bracket, Calf Pad, Black	1	1
20			Nut, T (5/16-18)	1	2
21			Adjuster, Calf Pad	1	2
22			Bracket, Mounting, Calf Pad	1	2
23			Locknut (1/4-20)	1	2
24			Screw, Socket, Button Head w/ Patch (5/16-18 x 1/2")	1	2
25			Pad, Calf (4-1/2" W x 7-1/4" L)	1	2
26	G	See Chart	#26 Extension Tube Kits Before 12/15/10	1	1
26		See Chart	#26 Extension Tube Kits After 12/14/10	1	1
27	G	See Chart	#27 Footplate Kits Before 12/15/10	1	1
27		See Chart	#27 Footplate Kits After 12/14/10	1	1
30	C	1163373	Kit, Calf Pad (Pair)	1	1
17			Screw, Socket Button Head w/ Patch (1/4-20 x 3/4")	1	4
25			Pad, Calf (4-1/2" W x 7-1/4" L)	1	2
31	D	1163374	Kit, Footrest Pad - Small (Pair)	1	1
29			Pad, Footplate, Small - Right	1	1
29			Pad, Footplate, Small - Left	1	1
31	D	1163375	Kit, Footrest Pad - Medium (Pair)	1	1
29			Pad, Footplate, Medium - Right	1	1
29			Pad, Footplate, Medium - Left	1	1
31	D	1163376	Kit, Footrest Pad - Large (Pair)	1	1
29			Pad, Footplate, Large - Right	1	1
29			Pad, Footplate, Large - Left	1	1
	E	1165505	Kit, Hardware, Calf Pad Adjustment	1	1
17			Screw, Socket Button Head w/ Patch (1/4-20 x 3/4")	1	2
20			Nut, T (5/16-18)	1	2
21			Adjuster, Calf Pad	1	2
22			Bracket, Mounting, Calf Pad	1	2

Center Mount Front Rigging (After 12/09/08) (CTMT-J/CTMT-FJ/CTMT/CTMT-F/CTMT-L/CTMT-FL)

Item Number	Note	Part Number	Description	Quantity Per	
				Package	Assembly
23	F	1165506	Locknut (1/4-20)	1	2
24			Screw, Socket, Button Head w/ Patch (5/16-18 x 1/2")	1	2
			Kit, Bracket, Calf Pad Mounting w/ Hardware	1	1
8			Screw, Shoulder Hex Socket Head (5/16" x 3", 1/4-20)	1	1
9			Washer (1/4 x 1/2 x 1/16")	1	1
10			Locknut (1/4-20)	1	1
18			Washer, Nylon (5/16 x 7/8 x 1/8")	1	2
19			Bracket, Calf Pad, Black	1	1
NOTE: A - Includes items 2-15. As of 12/15/10 item #1 was revised to accommodate adjustable width footplate hardware. If footplates are needed see item #27. B - Includes items 2-15 and 17-25. As of 12/15/10 item #16 was revised to accommodate adjustable width footplate hardware. If footplates are needed see item #27. C - Includes items 17 and 25. D - Includes a pair of item 29. E - Not shown. Includes items 17 and 20-24. F - Not shown. Includes items 8-10, 18 and 19. G - Chairs built before 12/15/10 will require items 26 and 27 in order to convert to the new CTMT Front Rigging design.					

Center Mount Front Rigging (After 12/09/08) (CTMT-J/CTMT-FJ/CTMT/CTMT-F/CTMT-L/CTMT-FL)

#26 Extension Tube Kits Before 12/15/10

Front Rigging Side	Short 9-1/2" - 11" Range	Medium 11" - 15" Range	Long 14" - 18" Range
Right	1161984-NLA See Note(s) A	1161986-NLA See Note(s) A	1169821-NLA See Note(s) A
Left	1161985-NLA See Note(s) A	1161987-NLA See Note(s) A	1169822-NLA See Note(s) A

NOTE: A - Includes items 5-7. The Extension Tube Kits are used for non-adjustable width footplate hardware only.

#26 Extension Tube Kits After 12/14/10

Front Rigging Side	Short 9-1/2" - 11" Range	Medium 11" - 15" Range	Long 14" - 18" Range
Right	1170677 See Note(s) A	1170679 See Note(s) A	1170681 See Note(s) A
Left	1170678 See Note(s) A	1170680 See Note(s) A	1170682 See Note(s) A

NOTE: A - Includes items 5-7. The Extension Tube Kits are used for adjustable width footplate hardware only.

Center Mount Front Rigging (After 12/09/08) (CTMT-J/CTMT-FJ/CTMT/CTMT-F/CTMT-L/CTMT-FL)

#27 Footplate Kits Before 12/15/10

Footplate Side	Small 5-1/4" W x 7-1/2" L	Medium 5-1/2" W x 9-1/2" L	Large 5-7/8" W x 11-1/2" L
Right	1161988 See Note(s) A	1161990 See Note(s) A	1161992 See Note(s) A
Left	1161989 See Note(s) A	1161991 See Note(s) A	1161993 See Note(s) A

NOTE: A - Includes items 10-13 and 16-18. The footplate mounting hardware included is for non-adjustable width only.

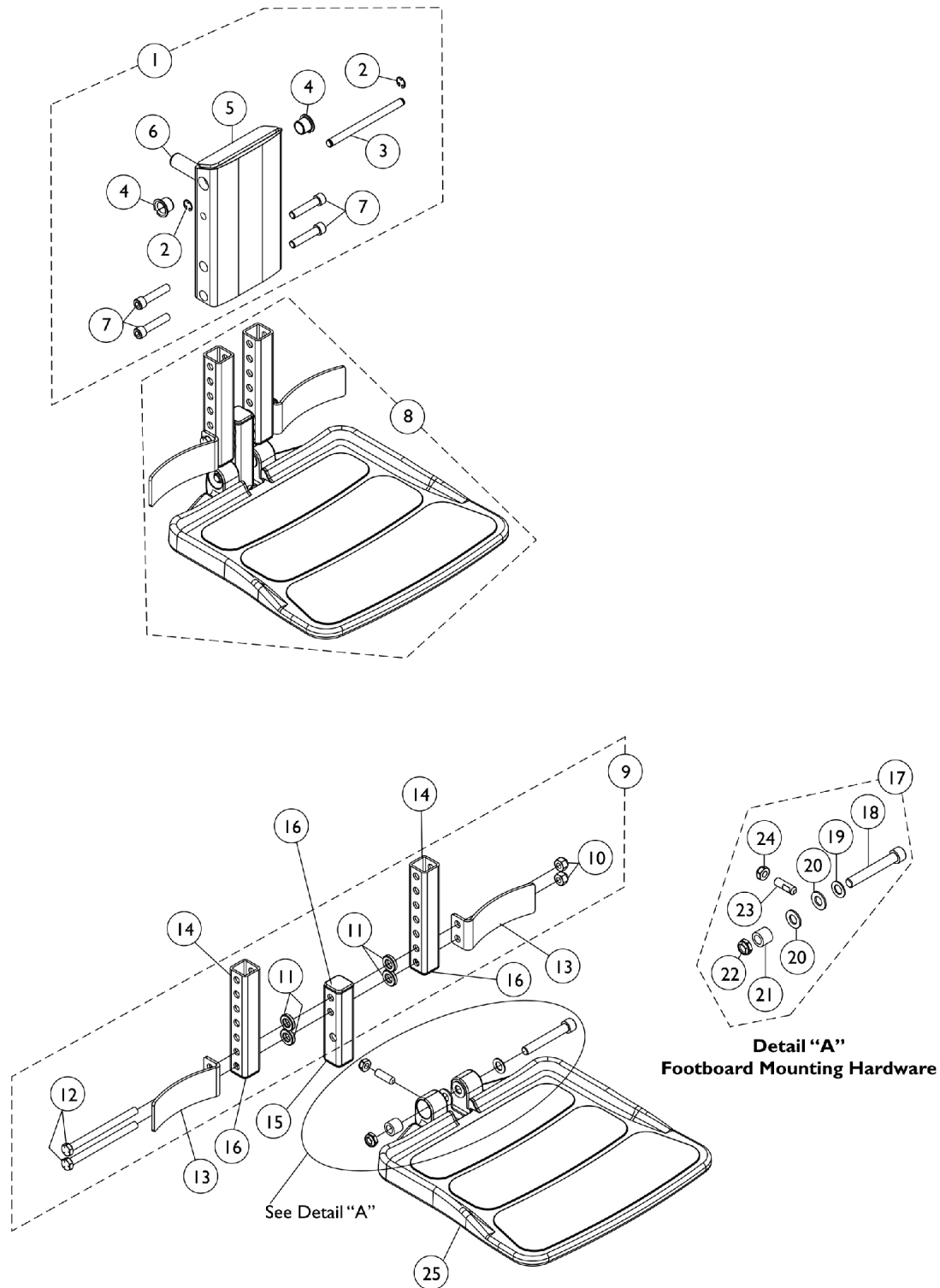
#27 Footplate Kits After 12/14/10

Footplate Side	Small 5-1/4" W x 7-1/2" L	Medium 5-1/2" W x 9-1/2" L	Large 5-7/8" W x 11-1/2" L
Right	1170683 See Note(s) A	1170685 See Note(s) A	1170687 See Note(s) A
Left	1170684 See Note(s) A	1170686 See Note(s) A	1170688 See Note(s) A

NOTE: A - Includes items 10-18 and the Adjustable Width Footplate Instruction Sheet (Not Shown). The footplate mounting hardware included is for adjustable width only.

Front Rigging - Center Mount Rigging (CTMT-FJ w/ CTMTFB One PC Flip-Up Footboard)

(CTMT-FJ = 9-1/4"-12" Range)

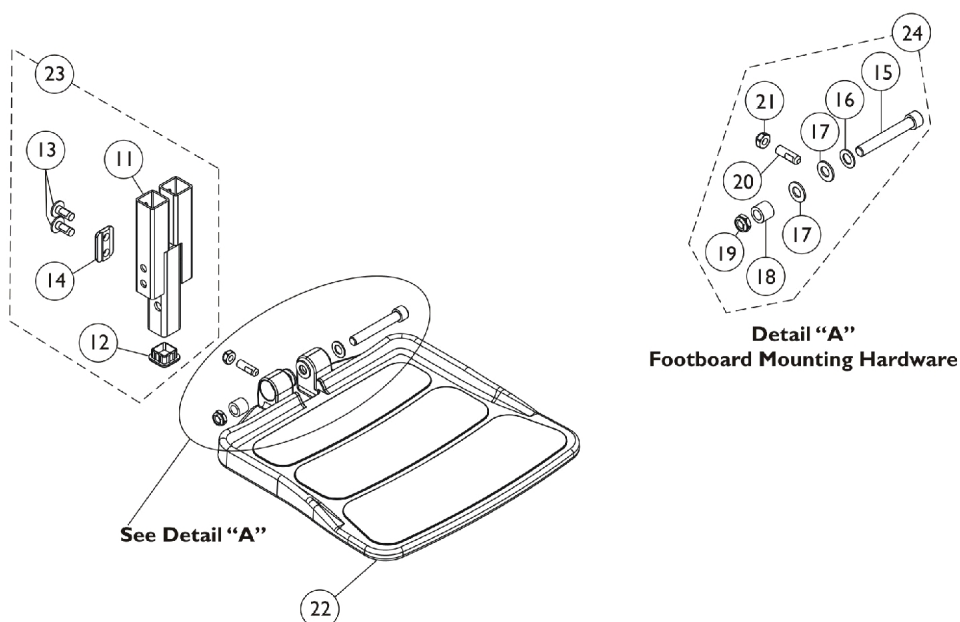
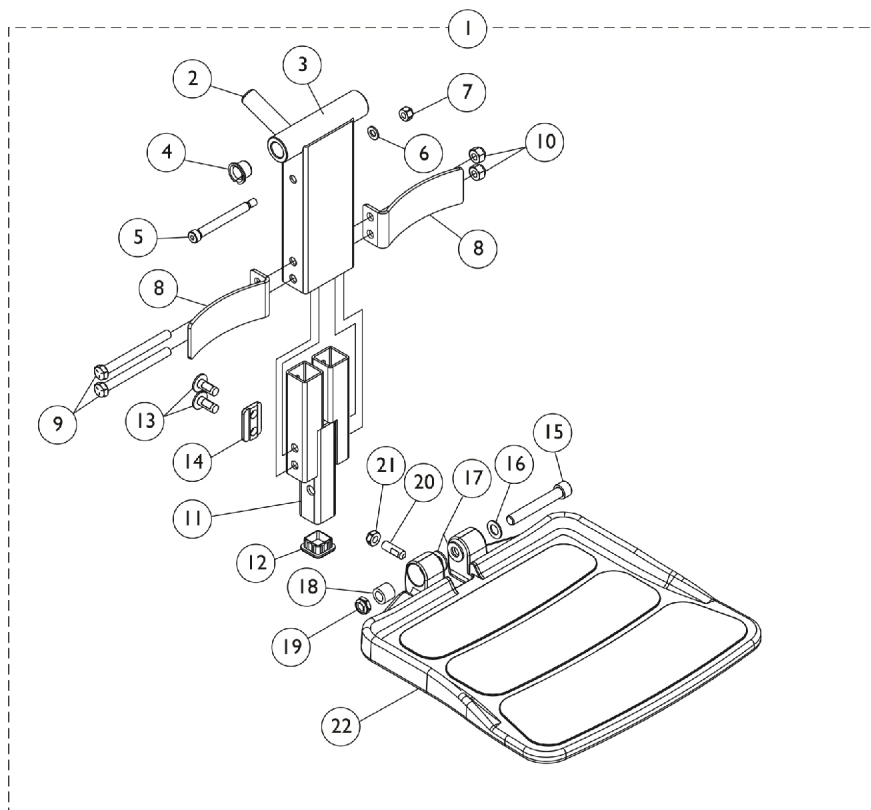


Front Rigging - Center Mount Rigging (CTMT-FJ w/ CTMTFB One PC Flip-Up Footboard)

(CTMT-FJ = 9-1/4"-12" Range)

Item Number	Note	Part Number	Description	Quantity Per		
				Package	Assembly	
1	A	1154209-NLA	NLA - Legrest Support Assembly, Center Mount Rigging	1	1	
2			NLA - Ring, Retainer (1/4 x 1/2 x 1/64")	1	2	
3			NLA - Pin, Angle, Adjustable, ASBA	1	1	
4			Bearing, Flange (1/2 x 13/16 x 1/2")	1	2	
5			NLA - Support, Junior Legrest (CTMTJ/CTMT-FJ)	1	1	
6			Rack, Center Mount Rigging Angle Adjustable	1	1	
7			Screw, Socket Head (5/16-18 x 1-1/2")	1	4	
7	B	1021344	Screw, Socket Head (5/16-18 x 1-1/2")	1	4	
8		1154208	NLA - Footboard Assembly, CTMTFB (For CTMT-FJ 9-1/4 - 12")	1	1	
9		C	1144608-NLA	NLA - Kit, Heel Stop and Extension Tube Mounting Hardware	1	1
10				Locknut (5/16-18)	1	2
11				NLA - Bushing, Actuator Motor (3/8 x 3/4 x 5/32")	1	4
12				NLA - Screw, Hex Head (5/16-18 x 4")	1	2
13				1153789	Bracket, Heel Stop, Black	1
14	1154108			Tube, Extension w/ Cap, Black	1	2
15	D			1144607-NLA	NLA - Tube, Vertical Support with Caps	1
16		1144609	Package, End Cap (1" Square)	10	1	
17	E	1147134	Kit, Footboard Mounting Hardware	1	1	
18			Screw, Socket Head (3/8-16 x 2-1/2")	1	1	
19			Washer, Flat (3/8 x 11/16 x 1/16")	1	1	
20			Washer, Nylon (3/8 x 3/4 x 1/16")	1	2	
21			Bushing (3/8 x 5/8 x 1/2")	1	1	
22			Locknut, Low Profile (3/8-16)	1	1	
23			Screw, Set Socket Flat Point (5/16-18 x 1")	1	1	
24			Locknut (5/16-18)	1	1	
25			1114311	Footboard w/ Cover (11-1/4" W x 11-1/2" L)	1	1
NOTE: A - Includes items 2-7 B - Includes items 9, 13, 14, 15, 17 and 25 C - Includes items 10-12 D - Vertical Support Tube includes Tube Caps at both ends E - Includes items 18-24						

Front Rigging - Center Mount Rigging (CTMT-FJ with CTMTFB One PC Flip-Up Footboard) **(CTMT-FJ = 9-1/2"-11" Range)**



Front Rigging - Center Mount Rigging (CTMT-FJ with CTMTFB One PC Flip-Up Footboard) (CTMT-FJ = 9-1/2"-11" Range)

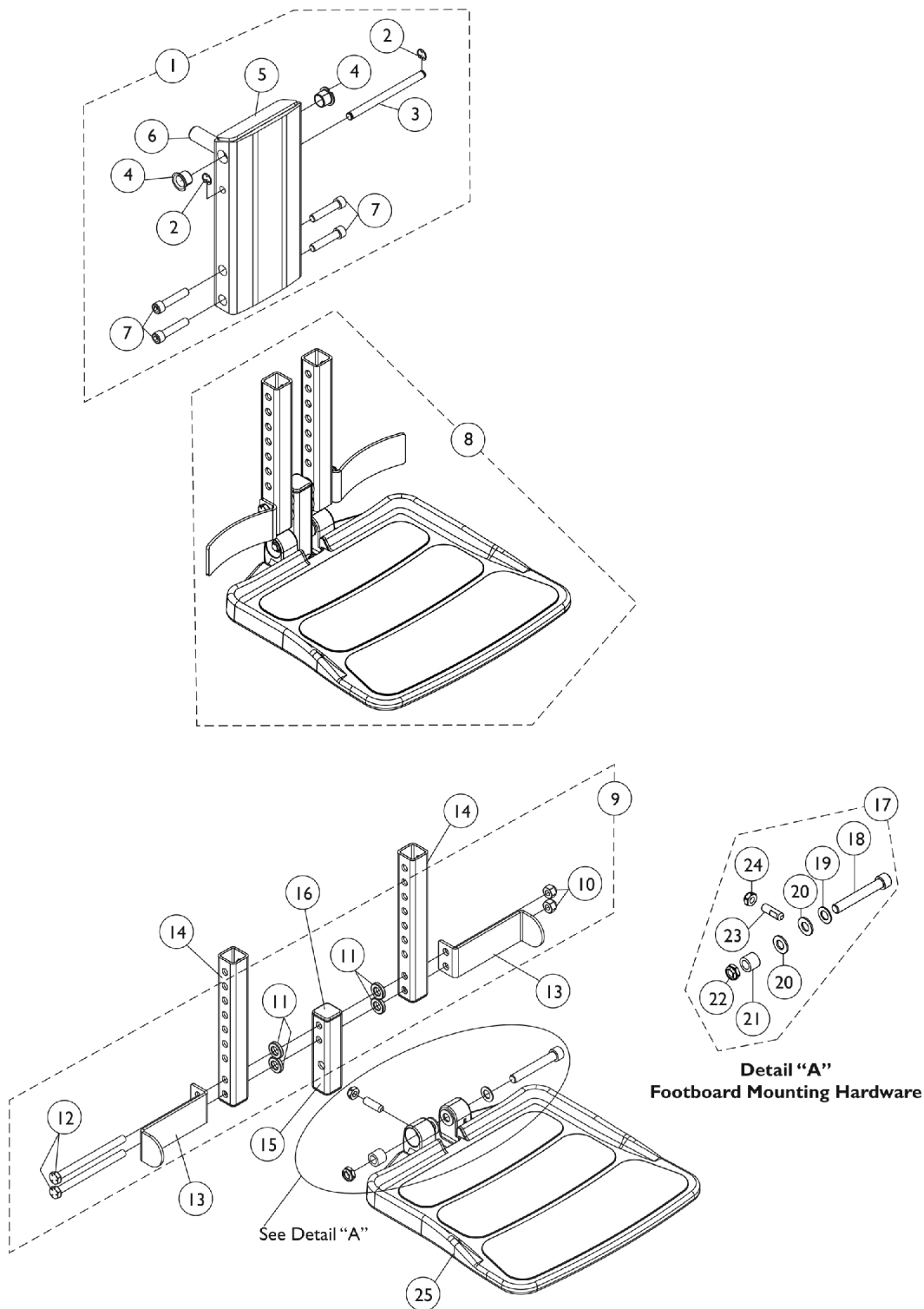
Item Number	Note	Part Number	Description	Quantity Per	
				Package	Assembly
1	A	1165511	Center Mount Front Rigging w/ One PC Footboard (9-1/2" - 11" Range)	1	1
2			Rack, Center Mount Rigging Angle Adjustable	1	1
3			Support, Footrest, Center Mount, Black - Short	1	1
4			Bearing, Flange (1/2 x 13/16 x 1/2")	1	2
5			Screw, Shoulder Hex Socket Head (5/16" x 2-1/2", 1/4-20)	1	1
6			Washer (1/4 x 1/2 x 1/16")	1	1
7			Locknut (1/4-20)	1	1
8			Bracket, Heel Stop, Black	1	2
9			NLA - Screw, Hex Head (5/16-18 x 3-1/4")	1	2
10			Locknut (5/16-18)	1	2
11			Footboard Extension Assembly, Black (9-1/2" - 11" Range)	1	1
12			Plug Button, Black (1" Square)	1	1
13			Screw, Socket, Button Head w/ Patch (5/16-18 x 3/4")	1	4
14			Cleat, Button Head	1	2
15			Screw, Socket Head (3/8-16 x 2-1/2")	1	1
16			Washer, Flat (3/8 x 11/16 x 1/16")	1	1
17			Washer, Nylon (3/8 x 3/4 x 1/16")	1	2
18			Bushing (3/8 x 5/8 x 1/2")	1	1
19			Locknut, Low Profile (3/8-16)	1	1
20			Screw, Set Socket Flat Point (5/16-18 x 1")	1	1
21			Locknut (5/16-18)	1	1
22			Footboard w/ Cover (11-1/4" W x 11-1/2" L)	1	1
23	B	1166066	Kit, Footboard Extension Assembly (9-1/2" - 11" Range)	--	--
11			Footboard Extension Assembly, Black (9-1/2" - 11" Range)	1	1
12			Plug Button, Black (1" Square)	1	1
13			Screw, Socket, Button Head w/ Patch (5/16-18 x 3/4")	1	4
14	C	1147134	Cleat, Button Head	1	2
24			Kit, Footboard Mounting Hardware	1	1
15			Screw, Socket Head (3/8-16 x 2-1/2")	1	1
16			Washer, Flat (3/8 x 11/16 x 1/16")	1	1
17			Washer, Nylon (3/8 x 3/4 x 1/16")	1	2
18			Bushing (3/8 x 5/8 x 1/2")	1	1
19			Locknut, Low Profile (3/8-16)	1	1
20			Screw, Set Socket Flat Point (5/16-18 x 1")	1	1
21			Locknut (5/16-18)	1	1
22		1114311	Footboard w/ Cover (11-1/4" W x 11-1/2" L)	1	1

Front Rigging - Center Mount Rigging (CTMT-FJ with CTMTFB One PC Flip-Up Footboard) (CTMT-FJ = 9-1/2"-11" Range)

NOTE: A - Includes items 2-22
B - Includes items 11-14
C - Includes items 15-21

Front Rigging - Center Mount Rigging (CTMT-F w/ CTMTFB One PC Flip-Up Footboard)

(CTMT-F = 12-1/4" - 15" Range)

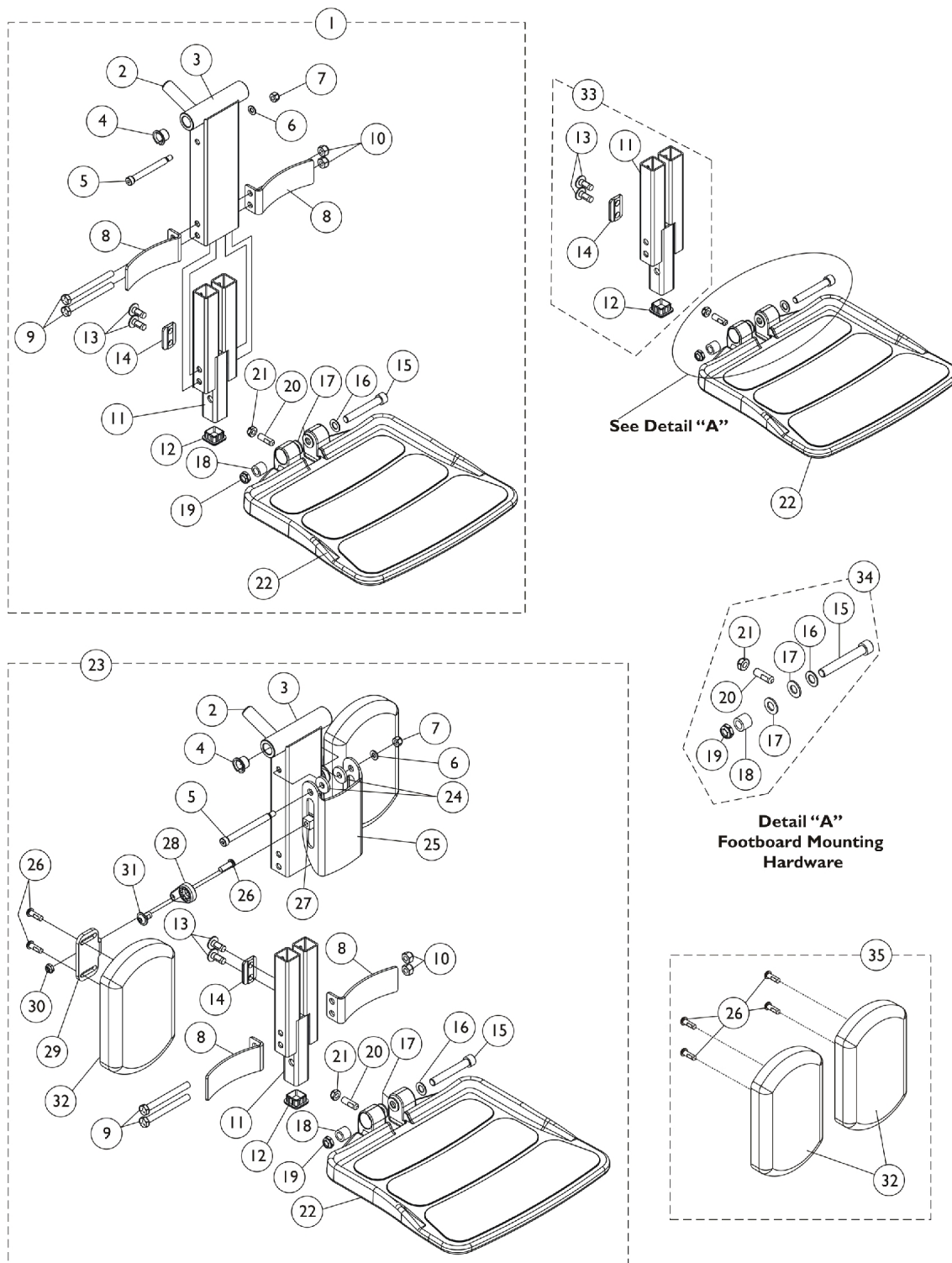


Front Rigging - Center Mount Rigging (CTMT-F w/ CTMTFB One PC Flip-Up Footboard)

(CTMT-F = 12-1/4" - 15" Range)

Item Number	Note	Part Number	Description	Quantity Per	
				Package	Assembly
1	A	1148725-NLA	NLA - Legrest Support Assembly, Center Mount Rigging	1	1
2			NLA - Ring, Retainer (1/4 x 1/2 x 1/64")	1	2
3			NLA - Pin, Angle, Adjustable, ASBA	1	1
4			Bearing, Flange (1/2 x 13/16 x 1/2")	1	2
5			NLA - Support, Center Mount Rigging Legrest, Black	1	1
6			Rack, Center Mount Rigging Angle Adjustable	1	1
7			Screw, Socket Head (5/16-18 x 1-1/2")	1	4
7		1021344	Screw, Socket Head (5/16-18 x 1-1/2")	1	4
8	B	1148722-NLA	NLA - Footboard Assembly, CTMTFB (For CTMT-F 12-1/4 - 15" & PCTMT 10 - 13")	1	1
9	C	1144608-NLA	NLA - Kit, Heel Stop and Extension Tube Mounting Hardware	1	1
10			Locknut (5/16-18)	1	2
11			NLA - Bushing, Actuator Motor (3/8 x 3/4 x 5/32")	1	4
12			NLA - Screw, Hex Head (5/16-18 x 4")	1	2
13		1153789	Bracket, Heel Stop, Black	1	2
14		1148711-NLA	NLA - Tube, Extension, Black 104355- Short (For CTMT-F 12-1/4" - 15" Range & PCTMT 10"-13" Range)	1	2
15	D	1144607-NLA	NLA - Tube, Vertical Support with Caps	1	1
16		1144609	Package, End Cap (1" Square)	10	1
17	E	1147134	Kit, Footboard Mounting Hardware	1	1
18			Screw, Socket Head (3/8-16 x 2-1/2")	1	1
19			Washer, Flat (3/8 x 11/16 x 1/16")	1	1
20			Washer, Nylon (3/8 x 3/4 x 1/16")	1	2
21			Bushing (3/8 x 5/8 x 1/2")	1	1
22			Locknut, Low Profile (3/8-16)	1	1
23			Screw, Set Socket Flat Point (5/16-18 x 1")	1	1
24			Locknut (5/16-18)	1	1
25		1114311	Footboard w/ Cover (11-1/4" W x 11-1/2" L)	1	1
NOTE: A - Includes items 2-7 B - Includes items 9, 13, 14, 15, 17 and 25 C - Includes items 10-12 D - Vertical Support Tube includes Tube Caps at both ends E - Includes items 18-24					

Front Rigging - Center Mount Rigging (CTMT-F with CTMTFB One PC Flip-Up Footboard) (CTMT-F = 11" - 15" Range)



Front Rigging - Center Mount Rigging (CTMT-F with CTMTFB One PC Flip-Up Footboard) (CTMT-F = 11" - 15" Range)

Item Number	Note	Part Number	Description	Quantity Per	
				Package	Assembly
1	A	1165388	Center Mount Front Rigging w/ One PC Footboard (11" - 15" Range)	1	1
2			Rack, Center Mount Rigging Angle Adjustable	1	1
3			Support, Footrest, Center Mount, Black - Regular	1	1
4			Bearing, Flange (1/2 x 13/16 x 1/2")	1	2
5			Screw, Shoulder Hex Socket Head (5/16" x 2-1/2", 1/4-20)	1	1
6			Washer (1/4 x 1/2 x 1/16")	1	1
7			Locknut (1/4-20)	1	1
8			Bracket, Heel Stop, Black	1	2
9			NLA - Screw, Hex Head (5/16-18 x 3-1/4")	1	2
10			Locknut (5/16-18)	1	2
11			Footboard Extension Assembly, Black (11" - 15" Range)	1	1
12			Plug Button, Black (1" Square)	1	1
13			Screw, Socket, Button Head w/ Patch (5/16-18 x 3/4")	1	4
14			Cleat, Button Head	1	2
15			Screw, Socket Head (3/8-16 x 2-1/2")	1	1
16			Washer, Flat (3/8 x 11/16 x 1/16")	1	1
17			Washer, Nylon (3/8 x 3/4 x 1/16")	1	2
18			Bushing (3/8 x 5/8 x 1/2")	1	1
19			Locknut, Low Profile (3/8-16)	1	1
20			Screw, Set Socket Flat Point (5/16-18 x 1")	1	1
21			Locknut (5/16-18)	1	1
22			Footboard w/ Cover (11-1/4" W x 11-1/2" L)	1	1
23	B	1165389	Center Mount Front Rigging w/ One PC Footboard & Calf Pads (11" - 15" Range)	1	1
2			Rack, Center Mount Rigging Angle Adjustable	1	1
3			Support, Footrest, Center Mount, Black - Regular	1	1
4			Bearing, Flange (1/2 x 13/16 x 1/2")	1	2
5			Screw, Shoulder Hex Socket Head (5/16" x 3", 1/4-20)	1	1
6			Washer (1/4 x 1/2 x 1/16")	1	1
7			Locknut (1/4-20)	1	1
8			Bracket, Heel Stop, Black	1	2
9			NLA - Screw, Hex Head (5/16-18 x 3")	1	2
10			Locknut (5/16-18)	1	2
11			Footboard Extension Assembly, Black (11" - 15" Range)	1	1
12			Plug Button, Black (1" Square)	1	1
13			Screw, Socket, Button Head w/ Patch (5/16-18 x 3/4")	1	4

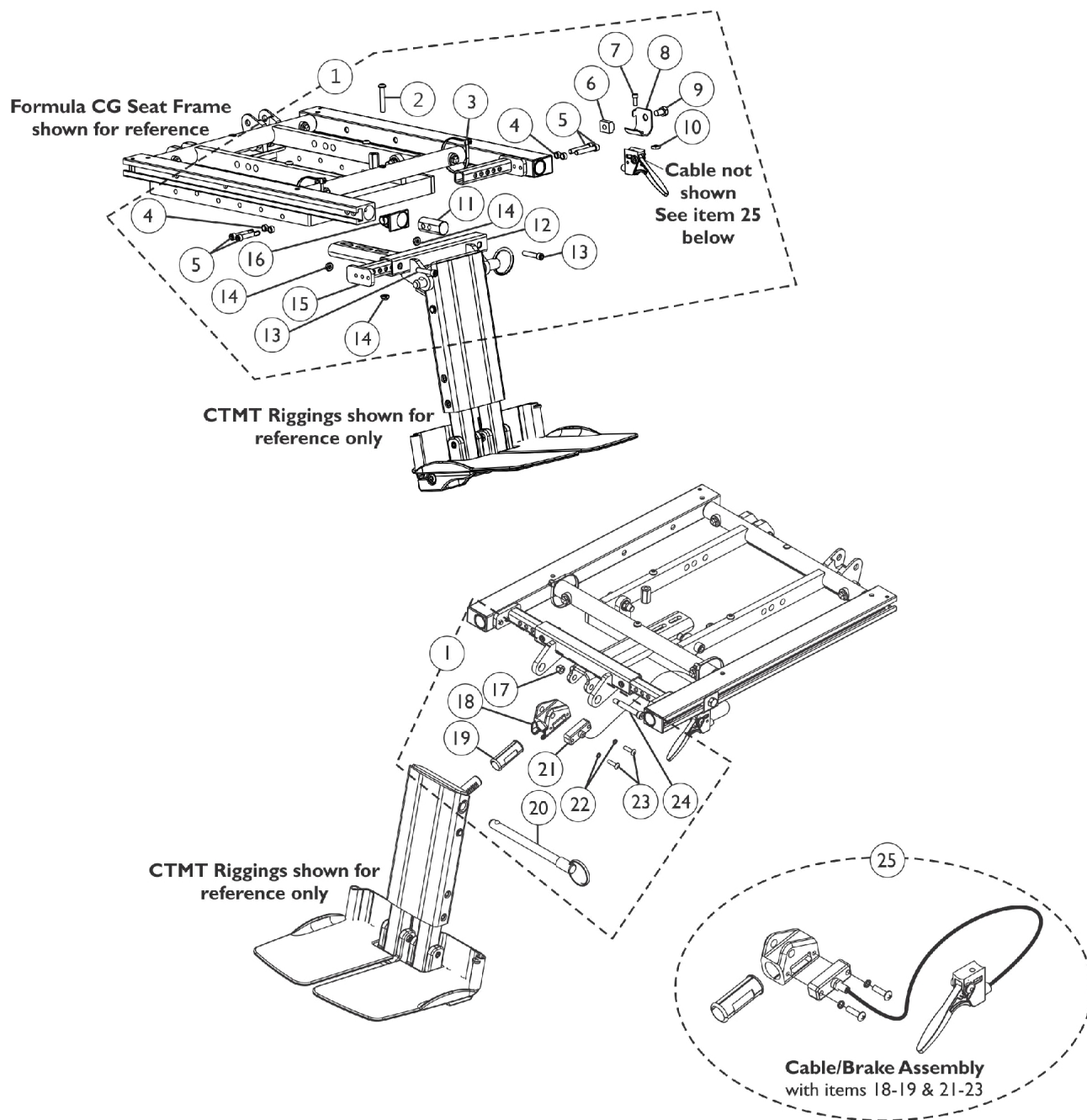
Front Rigging - Center Mount Rigging (CTMT-F with CTMTFB One PC Flip-Up Footboard) (CTMT-F = 11" - 15" Range)

Item Number	Note	Part Number	Description	Quantity Per	
				Package	Assembly
14			Cleat, Button Head	1	2
15			Screw, Socket Head (3/8-16 x 2-1/2")	1	1
16			Washer, Flat (3/8 x 11/16 x 1/16")	1	1
17			Washer, Nylon (3/8 x 3/4 x 1/16")	1	2
18			Bushing (3/8 x 5/8 x 1/2")	1	1
19			Locknut, Low Profile (3/8-16)	1	1
20			Screw, Set Socket Flat Point (5/16-18 x 1")	1	1
21			Locknut (5/16-18)	1	1
22			Footboard w/ Cover (11-1/4" W x 11-1/2" L)	1	1
24			Washer, Nylon (5/16 x 7/8 x 1/8")	1	2
25			Bracket, Calf Pad, Black	1	1
26			Screw, Socket Button Head w/ Patch (1/4-20 x 3/4")	1	6
27			Nut, T (5/16-18)	1	2
28			Adjuster, Calf Pad	1	2
29			Bracket, Mounting, Calf Pad	1	2
30			Locknut (1/4-20)	1	2
31			Screw, Socket, Button Head w/ Patch (5/16-18 x 1/2")	1	2
32			Pad, Calf (4-1/2" W x 7-1/4" L)	1	2
33	C	1166067	Kit, Footboard Extension Assembly (11" - 15" Range)	1	1
11			Footboard Extension Assembly, Black (11" - 15" Range)	1	1
12			Plug Button, Black (1" Square)	1	1
13			Screw, Socket, Button Head w/ Patch (5/16-18 x 3/4")	1	4
14			Cleat, Button Head	1	2
34	D	1147134	Kit, Footboard Mounting Hardware	1	1
15			Screw, Socket Head (3/8-16 x 2-1/2")	1	1
16			Washer, Flat (3/8 x 11/16 x 1/16")	1	1
17			Washer, Nylon (3/8 x 3/4 x 1/16")	1	2
18			Bushing (3/8 x 5/8 x 1/2")	1	1
19			Locknut, Low Profile (3/8-16)	1	1
20			Screw, Set Socket Flat Point (5/16-18 x 1")	1	1
21			Locknut (5/16-18)	1	1
22		1114311	Footboard w/ Cover (11-1/4" W x 11-1/2" L)	1	1
35	E	1163373	Kit, Calf Pad (Pair)	1	1
26			Pad, Calf (4-1/2" W x 7-1/4" L)	1	2
32			Screw, Socket Button Head w/ Patch (1/4-20 x 3/4")	1	4
	F	1165506	Kit, Bracket, Calf Pad Mounting w/ Hardware	1	1
5			Screw, Shoulder Hex Socket Head (5/16" x 3", 1/4-20)	1	1
6			Washer (1/4 x 1/2 x 1/16")	1	1

Front Rigging - Center Mount Rigging (CTMT-F with CTMTFB One PC Flip-Up Footboard) (CTMT-F = 11" - 15" Range)

Item Number	Note	Part Number	Description	Quantity Per	
				Package	Assembly
7	G	1165505	Locknut (1/4-20)	1	1
24			Washer, Nylon (5/16 x 7/8 x 1/8")	1	2
25			Bracket, Calf Pad, Black	1	1
			Kit, Hardware, Calf Pad Adjustment	1	1
26			Screw, Socket Button Head w/ Patch (1/4-20 x 3/4")	1	2
27			Nut, T (5/16-18)	1	2
28			Adjuster, Calf Pad	1	2
29			Bracket, Mounting, Calf Pad	1	2
30			Locknut (1/4-20)	1	2
31			Screw, Socket, Button Head w/ Patch (5/16-18 x 1/2")	1	2
NOTE: A - Includes items 2-22 B - Includes items 2-22 and 24-32 C - Includes items 11-14 D - Includes items 15-21 E - Includes items 26 and 32 F - Not shown. Includes items 5-7, 24 and 25 G - Not shown. Includes items 26-31					

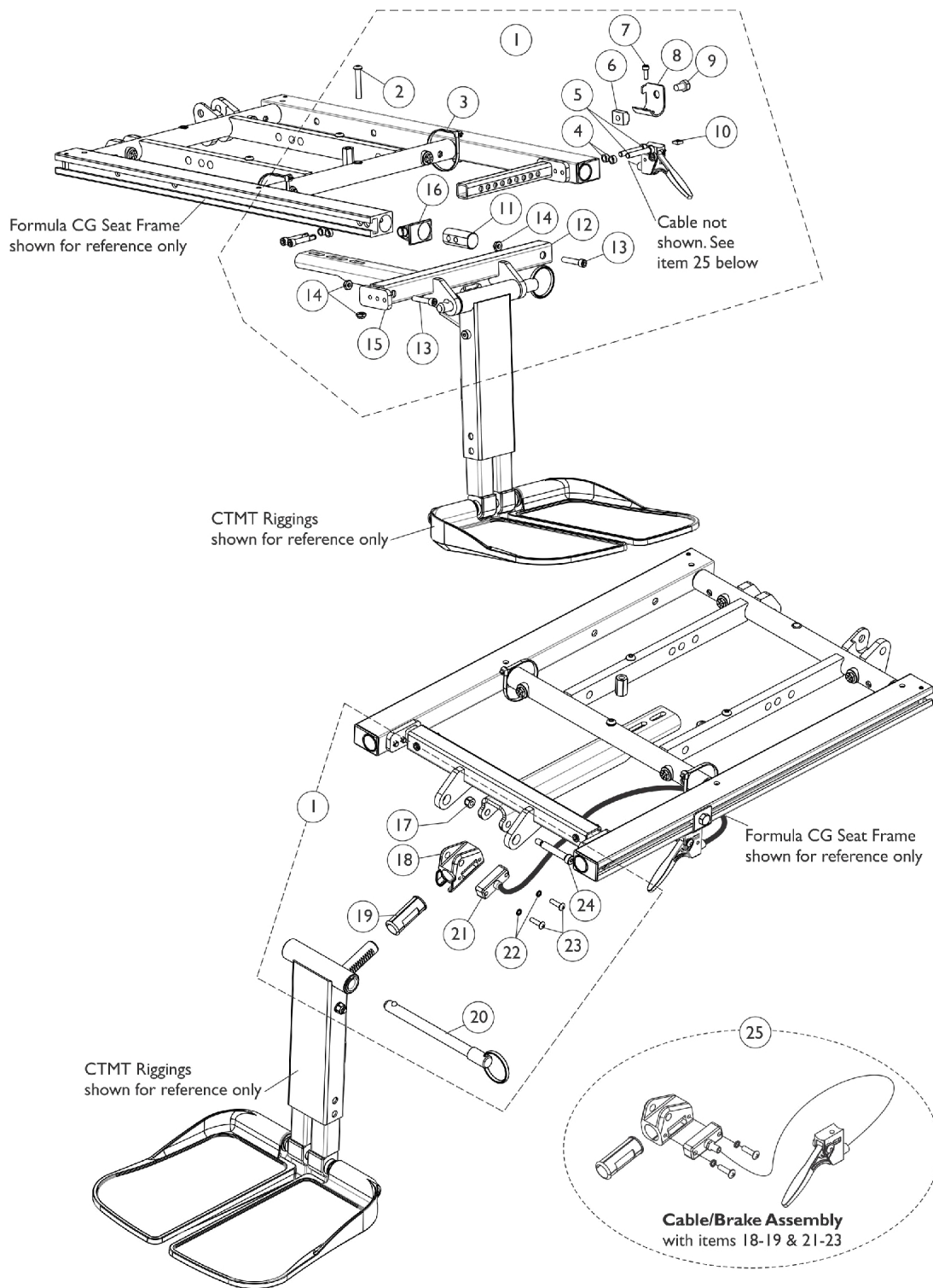
Center Mount Rigging Mounting Hardware (12-16" Wide)



Center Mount Rigging Mounting Hardware (12-16" Wide)

Item Number	Note	Part Number	Description	Quantity Per	
				Package	Assembly
1	A	1147106	Kit, CTMT-FJ Center Mount Riggings Mounting Hardware	1	1
2			Screw, Socket Button Head (1/4-20 x 1-1/2")	1	1
3			Tie Wrap (11-1/2" L)	1	2
4			NLA - Spacer (1/4 x 3/8 x 3/16")	1	4
5			Screw, Socket Head Cap w/ Patch (1/4-20 x 1-1/2")	1	4
6			T-Nut (5/16-18)	1	1
7			NLA - Screw, Socket Head (#10-32 x 1/2")	1	1
8			Bracket, Release Handle Mounting, Black	1	1
9			NLA - Screw, Hex Head w/ Patch (5/16-18 x 1/2")	1	1
10			Nut, Square (#10-32)	1	1
11			Plug, Support	1	2
12			Support, Footrest, Center Mount Rigging, Black (12"-16" D)	1	1
13			Screw, Socket Head (1/4-20 x 1-1/4")	1	2
14			Locknut (1/4-20)	1	3
15			Support, Seat Pan (12"-16" W)	1	2
16			Cap, End, Side Rail, Black	1	2
17			Locknut (1/4-20)	1	1
18			Housing, Ratchet	1	1
19			Bearing, Glide	1	2
20			NLA - Pin, Quick Release (5" Long)	1	1
21			Cable/Brake Assembly	1	1
22			NLA - Washer, Lock (3/16 x 5/16 x 1/32")	1	2
23			Screw, Phillips Pan Head (#10-32 x 11/16")	1	2
24			Screw, Shoulder Hex Socket Head (5/16" x 1-5/8", 1/4-20)	1	1
12		1147105	Support, Footrest, Center Mount Rigging, Black (12"-16" D)	1	1
18		1113389	Housing, Ratchet	1	1
19		1113383	Bearing, Glide	1	2
21		1113622	Cable/Brake Assembly	1	1
22		1028527-NLA	NLA - Washer, Lock (3/16 x 5/16 x 1/32")	1	2
23		40163X008	Screw, Phillips Pan Head (#10-32 x 11/16")	1	2
25		B	1121079	Cable/Brake Assembly w/ Ratchet Housing and Glide Bearing	1
	C		1145733-NLA	NLA - Instruction Sheet, Center Mount Rigging For Formula CG	1
NOTE: A - Includes items 2-23 B - Includes items 18-19 & 21-23 C - Not Shown					

Center Mount Rigging Mounting Hardware (16-22" Wide)



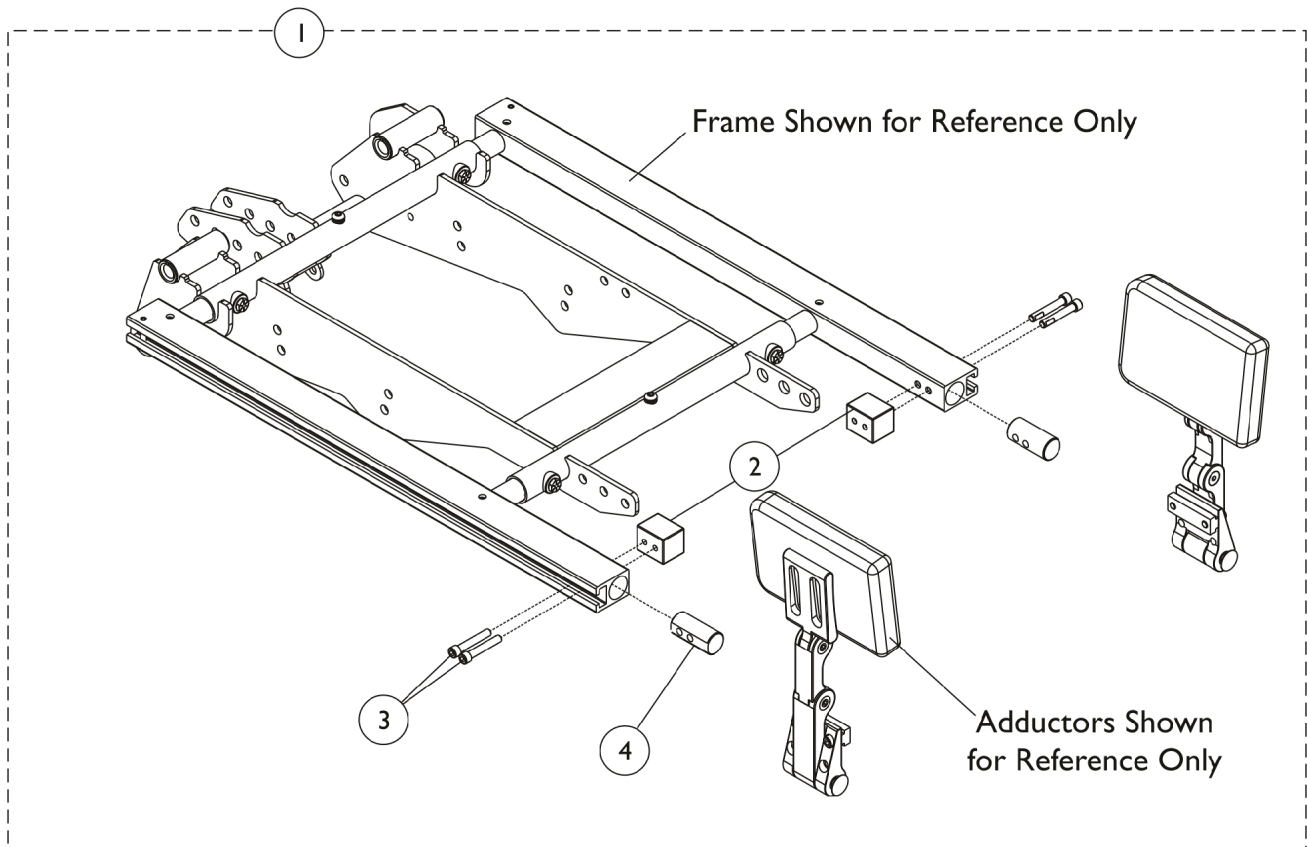
Center Mount Rigging Mounting Hardware (16-22" Wide)

Item Number	Note	Part Number	Description	Quantity Per	
				Package	Assembly
1	A	1147095	Kit, CTMT-F Center Mount Riggings Mounting Hardware (16" - 19" D)	1	1
2			Screw, Socket Button Head (1/4-20 x 1-1/2")	1	1
3			Tie Wrap (11-1/2" L)	1	2
4			NLA - Spacer (1/4 x 3/8 x 3/16")	1	4
5			Screw, Socket Head Cap w/ Patch (1/4-20 x 1-1/2")	1	4
6			T-Nut (5/16-18)	1	1
7			NLA - Screw, Socket Head (#10-32 x 1/2")	1	1
8			Bracket, Release Handle Mounting, Black	1	1
9			NLA - Screw, Hex Head w/ Patch (5/16-18 x 1/2")	1	1
10			Nut, Square (#10-32)	1	1
11			Plug, Support	1	2
12			Support, Footrest, Center Mount Rigging, Black (16"-19" D)	1	1
13			Screw, Socket Head (1/4-20 x 1-1/4")	1	2
14			Locknut (1/4-20)	1	3
15			Support, Seat Pan (16-24" Wide)	1	2
16			Cap, End, Side Rail, Black	1	2
17			Locknut (1/4-20)	1	1
18			Housing, Ratchet	1	1
19			Bearing, Glide	1	2
20			NLA - Pin, Quick Release (5" Long)	1	1
21			Cable/Brake Assembly	1	1
22			NLA - Washer, Lock (3/16 x 5/16 x 1/32")	1	2
23			Screw, Phillips Pan Head (#10-32 x 11/16")	1	2
24			Screw, Shoulder Hex Socket Head (5/16" x 1-5/8", 1/4-20)	1	1
12		1146336	Support, Footrest, Center Mount Rigging, Black (16"-19" D)	1	1
18		1113389	Housing, Ratchet	1	1
19		1113383	Bearing, Glide	1	2
21		1113622	Cable/Brake Assembly	1	1
22		1028527-NLA	NLA - Washer, Lock (3/16 x 5/16 x 1/32")	1	2
23		40163X008	Screw, Phillips Pan Head (#10-32 x 11/16")	1	2
25		1121079	Cable/Brake Assembly w/ Ratchet Housing and Glide Bearing	1	2
1	A	1147096	Kit, CTMT-F Center Mount Riggings Mounting Hardware (19"-22" Deep)	1	1
2			Screw, Socket Button Head (1/4-20 x 1-1/2")	1	1
3			Tie Wrap (11-1/2" L)	1	2
4			NLA - Spacer (1/4 x 3/8 x 3/16")	1	4
5			Screw, Socket Head Cap w/ Patch (1/4-20 x 1-1/2")	1	4
6			T-Nut (5/16-18)	1	1
7			NLA - Screw, Socket Head (#10-32 x 1/2")	1	1

Center Mount Rigging Mounting Hardware (16-22" Wide)

Item Number	Note	Part Number	Description	Quantity Per	
				Package	Assembly
8			Bracket, Release Handle Mounting, Black	1	1
9			NLA - Screw, Hex Head w/ Patch (5/16-18 x 1/2")	1	1
10			Nut, Square (#10-32)	1	1
11			Plug, Support	1	2
12			Support, Center Mount Rigging, Black (19"-22" D)	1	1
13			Screw, Socket Head (1/4-20 x 1-1/4")	1	2
14			Locknut (1/4-20)	1	3
15			Support, Seat Pan (16-24" Wide)	1	2
16			Cap, End, Side Rail, Black	1	2
17			Locknut (1/4-20)	1	1
18			Housing, Ratchet	1	1
19			Bearing, Glide	1	2
20			NLA - Pin, Quick Release (5" Long)	1	1
21			Cable/Brake Assembly	1	1
22			NLA - Washer, Lock (3/16 x 5/16 x 1/32")	1	2
23			Screw, Phillips Pan Head (#10-32 x 11/16")	1	2
24			Screw, Shoulder Hex Socket Head (5/16" x 1-5/8", 1/4-20)	1	1
12		1147091	Support, Center Mount Rigging, Black (19"-22" D)	1	1
18		1113389	Housing, Ratchet	1	1
19		1113383	Bearing, Glide	1	2
21		1113622	Cable/Brake Assembly	1	1
22		1028527-NLA	NLA - Washer, Lock (3/16 x 5/16 x 1/32")	1	2
23		40163X008	Screw, Phillips Pan Head (#10-32 x 11/16")	1	2
25	B	1121079	Cable/Brake Assembly w/ Ratchet Housing and Glide Bearing	1	1
	C	1145733-NLA	NLA - Instruction Sheet, Center Mount Rigging For Formula CG	1	1
NOTE: A - Includes items 2-24 B - Includes items 18-19 & 21-24 C - Not Shown					

Adductors & Hardware w/o Front Riggings



Adductors & Hardware w/o Front Riggings

Item Number	Note	Part Number	Description	Quantity Per	
				Package	Assembly
1	A	1162432	Kit, Adductor Mounting Hardware w/o Front Riggings	1	1
2			Block, Threaded	1	2
3			Screw, Socket Head Cap w/ Patch (1/4-20 x 1-1/2")	1	4
4			Plug, Support	1	2
NOTE: A - Includes items 2-4.					

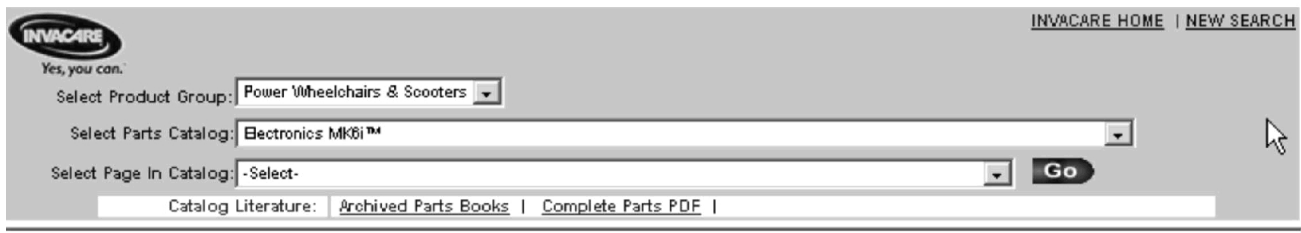
MK6i Electronics

If you are looking for **MK6i™ Electronics** for the
Formula™CG Tilt (CGT) on TDX SI

The parts catalog information is now divided into two separate catalogs.

Web Page

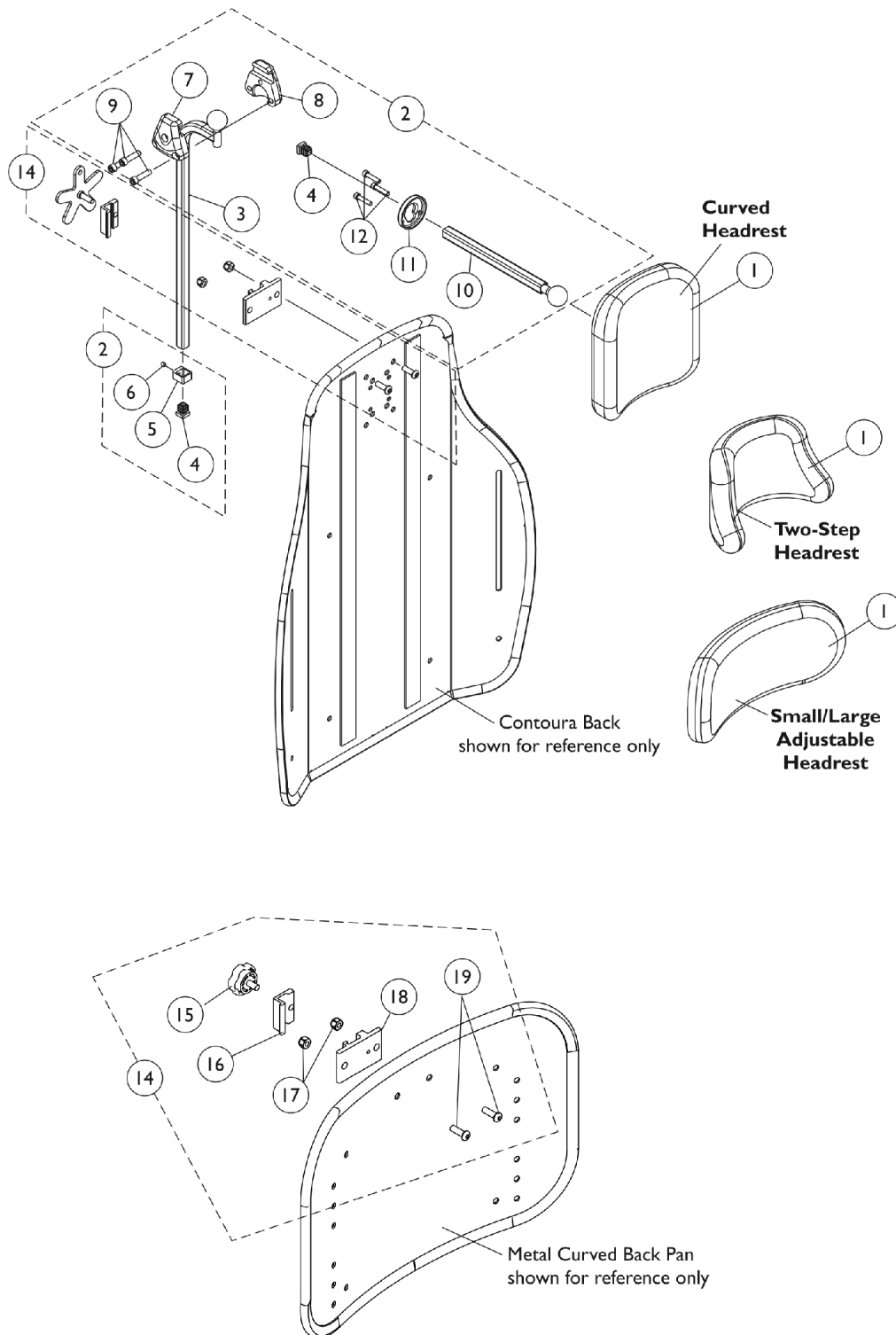
The MK6i™ Electronics information can be found on the Invacare web page by selecting “Electronics MK6i™” in the “Select Parts Catalog” drop down menu.

A screenshot of the Invacare website's search interface. The header includes the Invacare logo and the text "Yes, you can:". Navigation links for "INVACARE HOME" and "NEW SEARCH" are in the top right. The search area contains three dropdown menus: "Select Product Group:" with "Power Wheelchairs & Scooters" selected, "Select Parts Catalog:" with "Electronics MK6i™" selected, and "Select Page In Catalog:" with "-Select-" selected. A "Go" button is to the right of the third dropdown. Below the search area, there is a "Catalog Literature:" section with links for "Archived Parts Books" and "Complete Parts PDF".

Printed Catalog

The MK6i™ Electronics information can be found in printed copy at our Literature Fulfillment Center listed under form # 06-110 and titled “MK6i™ Electronics”.

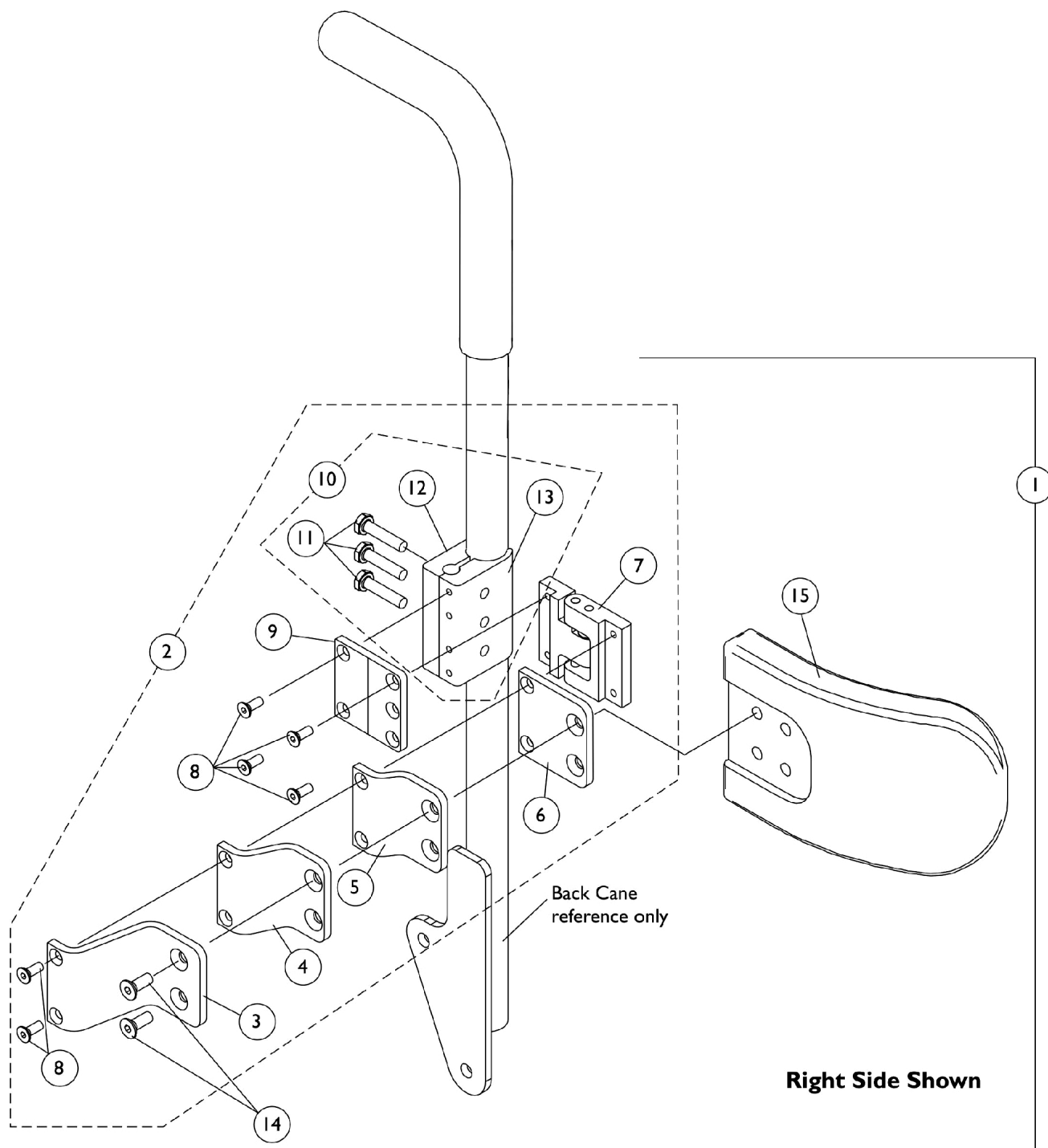
Headrest Support Assembly - Tarsys



Headrest Support Assembly - Tarsys

Item Number	Note	Part Number	Description	Quantity Per	
				Package	Assembly
1		0127700	Headrest, Curved (6" W x 7" H)	1	1
1		0128000-NLA	NLA - Headrest, Two-Step (8-1/2" W x 5-1/2" H)	1	1
1		0022600	Kit, Headrest w/ Screws, Adjustable, Small, Otto Bock (9" W x 3-1/2" H)	1	1
1		0022400	Kit, Headrest w/ Screws, Adjustable, Large, Otto Bock (12" W x 6" H)	1	1
2	A	0197024	Fixture Assembly, Offset Support	1	1
3		0271524-NLA	NLA - Tube, Offset Fixture, Black	1	1
4		1077076-NLA	NLA - Plug Button, Square (1/2")	1	2
5		0271124-NLA	NLA - Collar, Offset Fixture Tube	1	1
6		0288606-NLA	NLA - Screw, Set Socket Cup Point (#10-24 x 3/16")	1	1
7		0271224	Half Clamp, Non-Threaded Holes	1	1
8		0271324	Half Clamp, Threaded Holes	1	1
9		1027268	Screw, Allen Head (1/4-20 x 1")	1	3
10		0271424-NLA	NLA - Tube, Fixture Adjustment	1	1
11		0283724-NLA	NLA - Ring, Fixture Clamp	1	1
12		0067006-NLA	NLA - Screw, Cap, Socket Head (#10-32 x 1/2")	1	3
13	B	1124685	Kit, Contoura Headrest Mounting	1	1
14	C	1160332	Kit, Headrest Clamp, Knob Style	1	1
15		1072439-NLA	NLA - Knob, Adjustment, Black (3/4" L Threads)	1	1
16	D	0237522-NLA	NLA - Clamp, Small Top Half	1	1
17		1025736	Locknut (1/4-20)	1	2
18	D	0237422-NLA	NLA - Clamp, Small Bottom Half	1	1
19		1009838	Screw, Socket Button (1/4-20 x 3/4")	1	2
NOTE: A - Includes items 3-12 B - Individual components are not available C - Includes items 15-19. Hardware is used on 12-15" wide Conventional Backs, 16-22" Metal Curved Backs and CGT w/ BPO Option. Hardware can also be used on an Invacare PCS Back. D - Clamp is no longer available individually. See Headrest Clamp Mounting Hardware Kit item 14.					

Lateral Support Assembly - Tarsys TCSLM/TCSLL



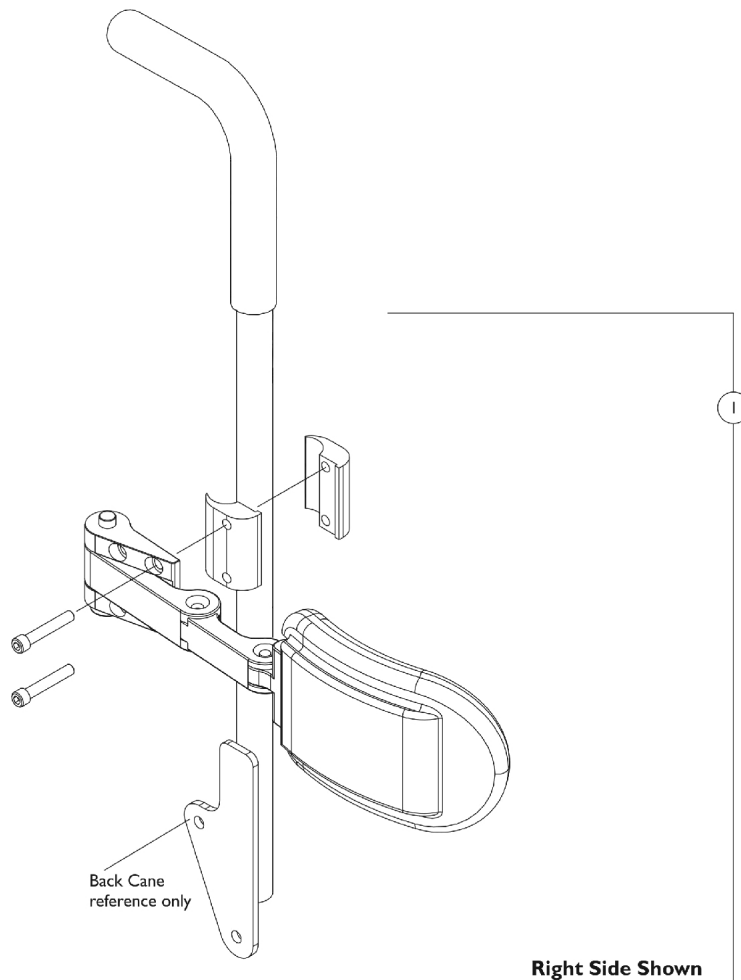
Lateral Support Assembly - Tarsys TCSLM/TCSLL

Item Number	Note	Part Number	Description	Quantity Per	
				Package	Assembly
1	A	1107298	Kit, Swingaway Lateral Support Assemblies w/ Medium Pads (Pair)	1	1
3			Bracket, Extension Offset, Black (2")	1	2
4			NLA - Bracket, Extension Offset, Black (1")	1	2
5			NLA - Bracket, Extension Offset, Black (1/2")	1	2
6			Bracket, Flush Mount, Black	1	2
7			NLA - Bracket, Swingaway, Cane Clamp, Black - Right	1	1
7			NLA - Bracket, Swingaway, Cane Clamp, Black - Left	1	1
8			NLA - Screw, Socket Flat Head (#10-32 x 1/2")	1	12
9			NLA - Bracket, Mounting, Black	1	2
11			NLA - Screw, Hex Head (1/4-20 x 1-1/8")	1	6
12			Half Clamp, Non-Threaded Holes	1	2
13			NLA - Half Clamp, Threaded Holes	1	2
14			Screw, Socket Flat Head (1/4-20 x 1/2")	1	4
15			Pad, Lateral Support - Medium (6" W x 4" H)	1	2
1	A	1107299	Kit, Swingaway Lateral Support Assemblies w/ Large Pads (Pair)	1	1
3			Bracket, Extension Offset, Black (2")	1	2
4			NLA - Bracket, Extension Offset, Black (1")	1	2
5			NLA - Bracket, Extension Offset, Black (1/2")	1	2
6			Bracket, Flush Mount, Black	1	2
7			NLA - Bracket, Swingaway, Cane Clamp, Black - Right	1	1
7			NLA - Bracket, Swingaway, Cane Clamp, Black - Left	1	1
8			NLA - Screw, Socket Flat Head (#10-32 x 1/2")	1	12
9			NLA - Bracket, Mounting, Black	1	2
11			NLA - Screw, Hex Head (1/4-20 x 1-1/8")	1	6
12			Half Clamp, Non-Threaded Holes	1	2
13			NLA - Half Clamp, Threaded Holes	1	2
14			Screw, Socket Flat Head (1/4-20 x 1/2")	1	4
15			Pad, Lateral Support - Large (6" W x 5" H)	1	2
2	B	1107245	Kit, Swingaway Bracket Assembly with Offset Brackets, Cane Clamp - Right	1	1
3			Bracket, Extension Offset, Black (2")	1	1
4			NLA - Bracket, Extension Offset, Black (1")	1	1
5			NLA - Bracket, Extension Offset, Black (1/2")	1	1
6			Bracket, Flush Mount, Black	1	1
7			NLA - Bracket, Swingaway, Cane Clamp, Black - Right	1	1
8			NLA - Screw, Socket Flat Head (#10-32 x 1/2")	1	6
9			NLA - Bracket, Mounting, Black	1	1
11			NLA - Screw, Hex Head (1/4-20 x 1-1/8")	1	3
12			Half Clamp, Non-Threaded Holes	1	1

Lateral Support Assembly - Tarsys TCSLM/TCSLL

Item Number	Note	Part Number	Description	Quantity Per	
				Package	Assembly
13	B	1107246	NLA - Half Clamp, Threaded Holes	1	1
2			Kit, Swingaway Bracket Assembly with Offset Brackets, Cane Clamp - Left	1	1
3			Bracket, Extension Offset, Black (2")	1	1
4			NLA - Bracket, Extension Offset, Black (1")	1	1
5			NLA - Bracket, Extension Offset, Black (1/2")	1	1
6			Bracket, Flush Mount, Black	1	1
7			NLA - Bracket, Swingaway, Cane Clamp, Black - Left	1	1
8			NLA - Screw, Socket Flat Head (#10-32 x 1/2")	1	6
9			NLA - Bracket, Mounting, Black	1	1
11	C	1107117	NLA - Screw, Hex Head (1/4-20 x 1-1/8")	1	3
12			Half Clamp, Non-Threaded Holes	1	1
13			NLA - Half Clamp, Threaded Holes	1	1
10			Kit, Lateral Support Mounting Hardware	1	1
11			NLA - Screw, Hex Head (1/4-20 x 1-1/8")	1	3
12			Half Clamp, Non-Threaded Holes	1	1
13			NLA - Half Clamp, Threaded Holes	1	1
NOTE: A - Includes items 3-9 and 11-15 B - Includes items 3-9 and 11-13 C - Includes items 11-13					

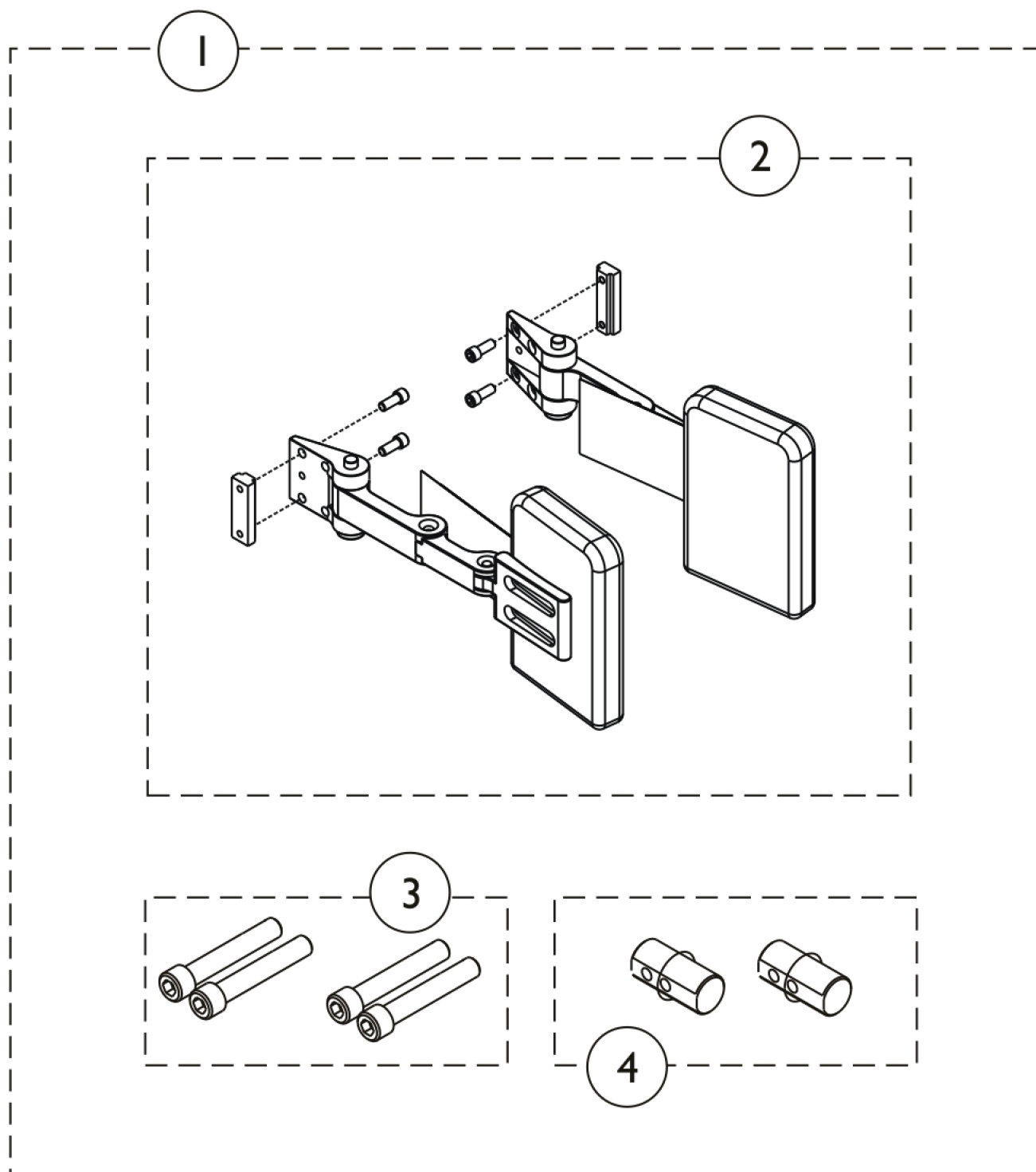
Lateral Support Assembly, Stealth TWB-RPR/TWB-RPRL



Item Number	Note	Part Number	Description	Quantity Per	
				Package	Assembly
1	A	1125826	Kit, Swingaway Lateral Support Assemblies w/ Medium Pads (5" W x 3" H), Stealth (TWB-RPR) (Pair)	1	1
1	A	1125823-NLA	NLA - Kit, Swingaway Lateral Support Assemblies w/ Large Pads (6" W x 4" H), Stealth (TWB-RPRL) (Pair)	1	1

NOTE: A - Individual components are not available

Adductors & Mounting Hardware



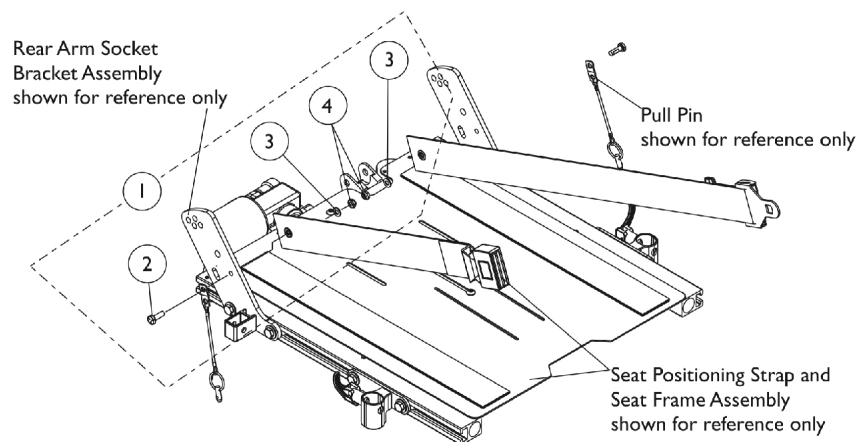
Adductors & Mounting Hardware

Adductors & Mounting Hardware

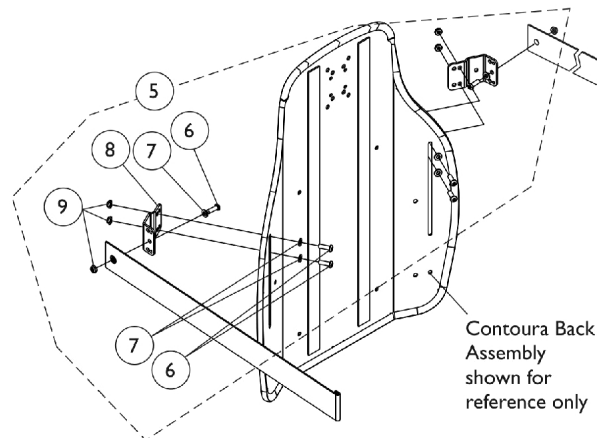
Item Number	Note	Part Number	Description	Quantity Per	
				Package	Assembly
1	A	1164876	Kit, Universal Stealth Adductor w/ Hardware Retrofit (4" W x 4" H) (Pair)	1	1
2			NLA - Adductor w/ Hardware (4" W x 4" H) (Pair)	1	1
3			Screw, Socket Head Cap w/ Patch (1/4-20 x 1-1/2")	1	4
4			Plug, Support	1	2
1	A	1164877	Kit, Universal Stealth Adductor w/ Hardware Retrofit (4" W x 6" H) (Pair)	1	1
2			NLA - Adductor w/ Hardware (4" W x 6" H) (Pair)	1	1
3			Screw, Socket Head Cap w/ Patch (1/4-20 x 1-1/2")	1	4
4			Plug, Support	1	2

NOTE: A - Includes items 2-4.

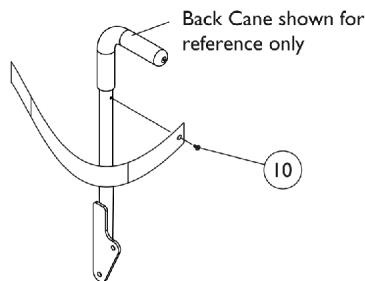
Seat and Chest Positioning Straps w/ Mounting Hardware



**Seat Positioning Strap Mounting Hardware
(All Systems)**



**Chest Positioning Strap
Mounting Hardware
(For Contoura Seating)**

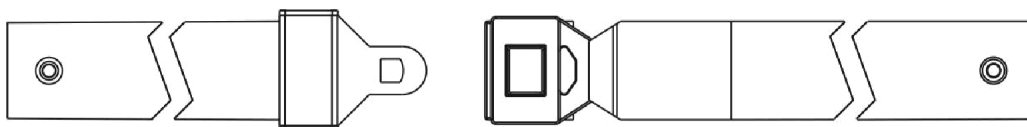


**Chest Positioning Strap
Mounting Hardware
(For Metal Curved Back and
CGT w/ BPO Option)**

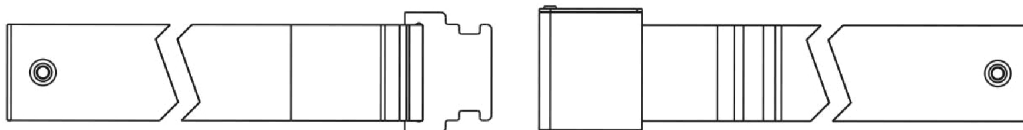
Seat and Chest Positioning Straps w/ Mounting Hardware

Item Number	Note	Part Number	Description	Quantity Per	
				Package	Assembly
1	A	1124385	Kit, Seat Positioning Strap Mounting Hardware (both LT & RT sides)	1	1
2			Screw, Hex Head w/ Patch (1/4-20 x 3/4")	1	2
3			Washer (1/4 x 1/2 x 1/16")	1	2
4			Locknut (1/4-20)	1	2
5	B	1125798	Kit, Chest Positioning Strap's Mounting Hardware For Contoura Seating (both LT & RT sides)	1	1
6			Screw, Socket Button (1/4-20 x 3/4")	1	6
7			Washer (1/4 x 1/2 x 1/16")	1	6
8			Bracket, Positioning Strap, Black	1	2
9			Locknut (1/4-20)	1	6
10		1026298	Package, Screw with Washer (#10 x 7/8") (Pair)	2	1
NOTE: A - Includes items 2-4 B - Includes items 6-9					

Seat and Chest Positioning Straps w/o Mounting Hardware



Auto Style Push Button Buckle



Airline Style Buckle Positioning Strap



Hook and Loop Style Buckle Positioning Strap

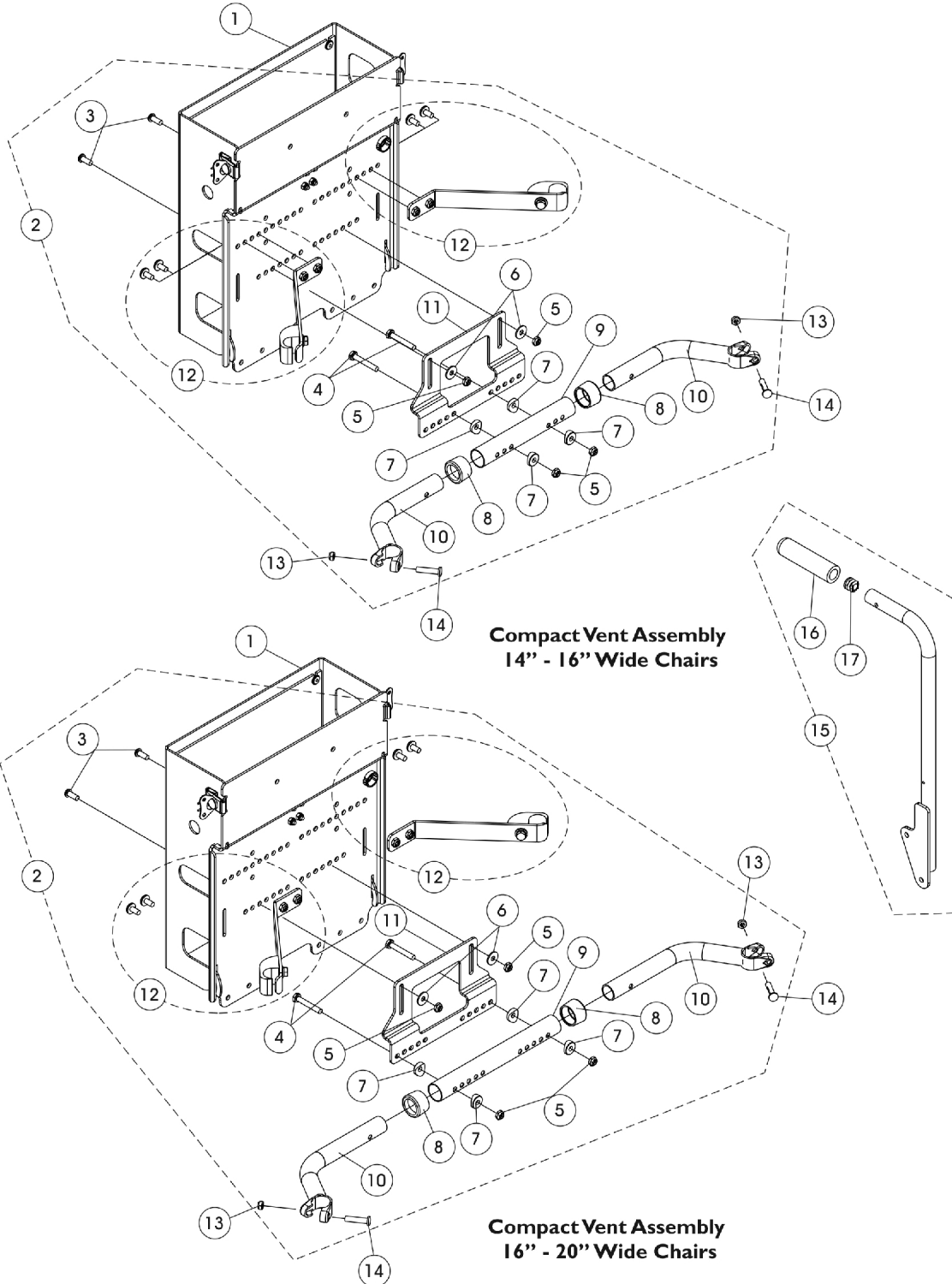
Seat and Chest Positioning Straps w/o Mounting Hardware

Positioning Straps

Description	12"-15" Wide	16"-19" Wide	20"-22" Wide
Auto Style Push Button See Note(s) B	1036527 Strap, Positioning, Seat/Chest w/ Auto Style Buckle (Eyelet to Eyelet Length 33")	1004310 Strap, Positioning, Seat/Chest w/ Auto Style Push Button Buckle (Eyelet to Eyelet Length 48")	1034625 Strap, Positioning, Seat/Chest w/ Auto Style Push Button Buckle (Eyelet to Eyelet Length 61")
Airline Style	N/A	TAGTS1034751-NLA NLA - Strap, Positioning, Seat/Chest w/ Airline Style Buckle (Eyelet to Eyelet Length 46")	1034752-NLA NLA - Strap, Positioning, Seat/Chest w/ Airline Style Buckle (Eyelet to Eyelet Length 61") See Note(s) C
Hook and Loop	N/A	1034745 Strap, Positioning, Seat/Chest w/ Hook and Loop Style Buckle (Eyelet to Eyelet Length 61") See Note(s) A	1034745 Strap, Positioning, Seat/Chest w/ Hook and Loop Style Buckle (Eyelet to Eyelet Length 61") See Note(s) A
NOTE: A - Hook and Loop style positioning strap for power chairs is used for chest positioning only B - 12"-15" wide positioning straps come in rainbow color C - 1034752 Airline Buckle Style is No Longer Available. Use Auto Style part number 1034625 as a replacement.			

Compact Vent Assembly

NOTE: When ordering a Compact Vent Assembly for first time installation in the field, call Invacare Corporation at 1-800-333-6900. Request Customer Service to review and reference "SPECIAL QUOTE #SM-091118102342" to ensure that all additional parts (not shown) and installation instruction sheet are shipped. Wheelchair serial number is required. Components shown are for wheelchairs originally ordered with a compact vent and solid back.



Compact Vent Assembly

NOTE: When ordering a Compact Vent Assembly for first time installation in the field, call Invacare Corporation at 1-800-333-6900. Request Customer Service to review and reference "SPECIAL QUOTE #SM-091118102342" to ensure that all additional parts (not shown) and installation instruction sheet are shipped. Wheelchair serial number is required. Components shown are for wheelchairs originally ordered with a compact vent and solid back.

Item Number	Note	Part Number	Description	Quantity Per	
				Package	Assembly
1	A	1162939	Compact Vent Assembly	1	1
2	B	1154127	NLA - Kit, Compact Vent Mounting Hardware (14 - 16" Wide)	1	1
3			Screw, Socket Button Head (1/4-20 x 5/8")	1	2
4			Screw, Hex Head (1/4-20 x 1-5/8")	1	2
5			Locknut (1/4-20)	1	4
6			Washer (1/4 x 23/32 x 1/16")	1	2
7			Spacer, Coved (1/4 x 11/16 x 1/2")	1	4
8			Anti-Rattle (1")	1	2
9			Tube, Spreader Bar, Adjustable (14 - 16" W)	1	1
10			Handle, Spreader Bar (14 - 16" W)	1	2
11			Bracket, Compact Vent Mounting, Black	1	1
12			Compact Vent Mounting Strap Assembly and Hardware (Pair)	2	1
2	C	1154128	NLA - Kit, Compact Vent Mounting Hardware (16 - 20" Wide)	1	1
3			Screw, Socket Button Head (1/4-20 x 5/8")	1	2
4			Screw, Hex Head (1/4-20 x 1-5/8")	1	2
5			Locknut (1/4-20)	1	2
6			Washer (1/4 x 23/32 x 1/16")	1	2
7			Spacer, Coved (1/4 x 11/16 x 1/2")	1	4
8			Anti-Rattle (1")	1	2
9			Tube, Spreader Bar, Adjustable, Black (16 - 20" W)	1	1
10			Handle, Spreader Bar (16 - 20" W)	1	2
11			Bracket, Compact Vent Mounting, Black	1	1
12			Compact Vent Mounting Strap Assembly and Hardware (Pair)	2	1
13		1025730	Locknut (5/16-24)	1	2
14		1031026	Screw w/ Lug (5/16-24 x 1-3/8")	1	2
15	D	1160743-NLA	NLA - Back Cane Assembly, w/ Short Grip, w/o 10 Degree Bend, Black - Right (18" H)	1	1
15	D	1160744-NLA	NLA - Back Cane Assembly, w/ Short Grip, w/o 10 Degree Bend, Black - Left (18" H)	1	1
16		1086460	Grip, Foam, Hand (4-1/2" L)	1	1
17		1134426	Package, Plug Button, Black (3/4")	10	1
	E	1154288-NLA	NLA - Instruction Sheet, Compact Vent Assembly Installation	1	1

Compact Vent Assembly

NOTE: When ordering a Compact Vent Assembly for first time installation in the field, call Invacare Corporation at 1-800-333-6900. Request Customer Service to review and reference "SPECIAL QUOTE #SM-091118102342" to ensure that all additional parts (not shown) and installation instruction sheet are shipped. Wheelchair serial number is required. Components shown are for wheelchairs originally ordered with a compact vent and solid back.

NOTE: A - The Compact Vent Assembly is sold complete. individual components are non-serviceable
B - Includes items 3-12 and used for 14" - 16" wide chairs
C - Includes items 3-12 and used for 16" - 20" wide chairs
D - Includes the Back Cane and items 16 and 17. The 18" High Back Cane Assembly with short grip is used when a Compact Vent Assembly is ordered
E - Not Shown

NOTE: When item #2 Compact Vent Mounting Hardware kit is required for 20" - 22" wide chairs, order as a "SPECIAL" order.

Warranty Replacement Parts

Part Number	Description	Quantity per Assembly
1169660E-NLA See Note(s) A	WARR RPLMT - Kit, Tilt Actuator Conventional Motor	1
NOTE: A - See Category "Actuator Motor (Conventional) - Tilt and Mounting Hardware" for additional information.		

Invacare Corporation

www.invacare.com



Yes, you can.

One Invacare Way
Elyria, Oh USA
44036-2125
800-333-6900

Technical Service
800-832-4707
Florida Technical Support
407-321-5630

Customer Service
800-333-6900

© 2022 Invacare Corporation. All rights reserved. Republication, duplication or modification in whole or in part is prohibited without prior written permission from Invacare. Trademarks are identified by ™ and ®. All trademarks are owned by or licensed to Invacare Corporation or its subsidiaries unless otherwise noted.
(Revised 11/01/22)

Form No. 08-081