

Formula™CG Tilt (CGT) Powered Seating **TDX® SC2-CG w/ TDX® SC &** **TDX® SPREE-CG w/ TDX® SPREE**



Yes, you can.

Parts Catalog Usage Guide

The information contained in this document is subject to change without notice. This catalog contains service parts for Form No. 08-077. If you have any questions regarding this catalog, please contact one of our Customer Service Representatives.

For Customer Service Support Call:

1-800-333-6900

For Faxed In Orders Call:

1-800-678-4682 or

1-440-366-0709

For Technical Service Call:

1-800-832-4707

Literature Can Be Found at:

www.invacare.com or

1-800-828-6272

SYMBOL DEFINITION

Throughout this catalog you will notice letters to draw your attention to specific footnotes which are located at the bottom of the page or below specified charts.

Examples:

A,B,C etc. = Special Comments

NOTE: = General information pertaining to that specific page

NLA = No Longer Available

HARDWARE MEASUREMENTS

The measurements for the hardware will be listed as follows:

Screws, Bolts Diameter X Thread Count/Pitch X Length

Washers Inside Diameter X Outside Diameter X Thickness

Spacers Inside Diameter X Outside Diameter X Length

For your convenience, we have supplied an area for you to list your Invacare Representatives.

Name	Phone Numbers

© 2022 Invacare Corporation. Elyria, Ohio. Invacare, Yes, you can., the Blue Medallion Design, SureStep, TDX are registered trademarks and MK6i, SPJ, MPJ, are trademarks of Invacare Corporation.

Otto Bock is a registered trademark of Otto Bock Orthopaedische Industrie GMBH & Co.. Tash is a registered trademark of Tash International Inc.. Therafin is a registered trademark of

W/R/ Medical Electronics Co.. Bussman is a registered trademark of Cooper Industries. MIDI is a registered trademark of Littelfuse Inc.. Dynamic is a registered trademark of Dynamic Controls Limited.

TABLE of CONTENTS

Description	Page Number
A: READ THIS FIRST (THIS CATALOG IS DIFFERENT!)	7
Accessories - Back Cane Push Handle Attachments, Conventional Seating	173
Accessories - Back Pack with Mounting Straps - TDX SPREE	193
Accessories - Compact Vent Assembly	194
Accessories - Headrest Support Assembly - Matrx Elan MEHSP-10,14	179
Accessories - Headrest Support Assembly - Stealth CP175/CP275/CP180/CP280	177
Accessories - Headrest Supports - Tarsys	175
Accessories - Lateral Supports, Stealth, Contoura Seating TWB-CPR/TWB-CPRL	187
Accessories - Lateral Supports, Stealth, TWB-RPR/TWB-RPRL - TDX SC	183
Accessories - Lateral Supports, Tarsys, Contoura Seating CSLM/CSLL	184
Accessories - Lateral Supports, Tarsys, TCSLM/TCSLL - TDX SC	180
Accessories - Seat and Chest Positioning Strap Mounting Hardware	189
Accessories - Seat and Chest Positioning Straps without Mounting Hardware	191
Actuator Motor - Tilt and Mounting Hardware (After 4/1/13)	29
Actuator Motor - Tilt and Mounting Hardware (Before 4/2/13)	27
Arms - Mtg. Front/Rear Arm Socket Asbly. & Hdwr., (12"-16" W x 12"-15" D) - TDX SPREE	90
Arms - Mtg. Front/Rear Arm Socket Asbly. & Hdwr., (12"-16" W x 16"-18" D) TDX SPREE & (16"-20" W x 16"-20" D) TDX SC	92
Arms - w/o Mtg. Hdwr., Adj. Hgt. - (12"-16" Wide) - TDX SPREE	94
Arms - w/o Mtg. Hdwr., Adj. Hgt. (16-20" W) - TDX SC	98
Arms - w/o Mtg. Hdwr., Fixed Hgt. (16-20" W) - TDX SC	96
Backs - ABS Curved Assembly - TDX SC	49

TABLE of CONTENTS

Description	Page Number
Backs - Contoura without Mounting Hardware - TDX SC - Before 5/15/09	36
Backs - Conventional without Mounting Hardware (12"-15" Wide) - TDX SPREE	43
Backs - Conventional without Mounting Hardware (16"-20" Wide) TDX SC & (16" Wide) TDX SPREE	46
Backs - Curve Contoura without Mounting Hardware - After 5/14/09	39
Backs - Metal Curved Assembly - TDX SC	55
Backs - Mounting Hardware - Contoura Tilt - TDX SC - Before 5/15/09	62
Backs - Mounting Hardware - Curve Contoura - TDX SC - After 5/14/09	64
Backs - Mounting Hardware, ABS Curved (16"-20" Wide) - TDX SC	69
Backs - Mounting Hardware, Conventional (12"-15" Wide) - TDX SPREE	66
Backs - Mounting Hardware, Conventional (16"-20" Wide) TDX SC & (16" Wide) TDX SPREE	67
Backs - Mounting Hardware, Metal Curved (16"-20" Wide) - TDX SC	71
Canes - Back - Solid Straight w/o Push Handle and Mtg. Hdwr., Conv. Tilt (16"-20" Wide) TDX SC & (16" Wide) TDX SPREE	78
Canes - Back - Spreader Bar/Push Handle Asbly. (12"-15" Wide) Conv. Back - TDX SPREE	74
Canes - Back - Spreader Bar/Push Handle Asbly. (12"-16" Wide) BPO Option - TDX SPREE	72
Canes - Back (16"-20" Wide) (Contoura Back, ABS & Metal Curved Back and Tilt w/ BPO Option) - TDX SC	76
Canes - Back Mounting Hardware (12"-15" Wide) Conv. Back - TDX SPREE	80
Canes - Back Mounting Hardware (12"-16" Wide) BPO Option - TDX SPREE	82
Canes - Back Mounting Hardware (16"-20" Wide) (Contoura Back, ABS & Metal Curved Back and Tilt w/ BPO Option) - TDX SC	84
Cushions - Seat - Contoura Seating - TDXSC	33
Electronics - Dual Legs Integrated Actuator Module (DLIAM) MK6i For ELRPW Front Riggings - TDX SC	170
Electronics - MK6i ~PLEASE READ THIS	172

TABLE of CONTENTS

Description	Page Number
Frame - Seat & Seat Pan w/ Hdwr. (12"-16" Wide)	15
Frame - Seat & Seat Pan w/ Hdwr. (16"-20" Wide) Conv., (16", 18", 20" Wide) Contoura	17
Frame - Seat Mounting Hardware - TDX SPREE	19
Frame Finishes - Touch-Up Paints & Upholstery Options	8
Front Riggings - Adjustable Angle Footplates - AT5543	125
Front Riggings - Adjustable Heel Loops	131
Front Riggings - Calf Pads and Attaching Hardware	119
Front Riggings - Center Mount Rigging (CTMT-F with CTMTFB One PC Flip-Up Footboard) After 12/30/09	153
Front Riggings - Center Mount Rigging (CTMT-F with CTMTFB One PC Flip-Up Footboard) Before 12/31/09	151
Front Riggings - Center Mount Rigging (CTMT-F) - Before 12/10/08	135
Front Riggings - Center Mount Rigging (CTMT-FJ with CTMTFB One PC Flip-Up Footboard) After 12/30/09	148
Front Riggings - Center Mount Rigging (CTMT-FJ with CTMTFB One PC Flip-Up Footboard) Before 12/31/09	146
Front Riggings - Center Mount Rigging (CTMT-FJ) - Before 12/10/08	133
Front Riggings - Center Mount Rigging (CTMT-J/CTMT-FJ/CTMT/CTMT-F/CTMT-L/CTMT-FL) (After 12/09/08)	138
Front Riggings - Center Mount Rigging Mtg Hdwr. (12"-16" Wide) - TDX SPREE	157
Front Riggings - Center Mount Rigging Mtg Hdwr. (16"-20" Wide) - TDX SC	159
Front Riggings - Footrest and Legrest Accessories	128
Front Riggings - Footrest Support Assemblies (Sector Style)	108
Front Riggings - Footrest Supports, (Hemi) - PH93M2	112
Front Riggings - Footrest Supports, (Hemi) - PHW93	110
Front Riggings - Front Rigging Hanger Hdwr., Pin & Sector Style (12"-20" Wide)	106

TABLE of CONTENTS

Description	Page Number
Front Riggings - Legrest Supports, Articulating (Hemi) - PHAL4A	116
Front Riggings - Legrest Supports, AT5544	114
Front Riggings - Pivot/Slide Tube and 1650, 1350 Aluminum Footplates	123
Front Riggings - Pivot/Slide Tube and 1651 Composite Footplates	121
Front Riggings - Power Articulating Legrest - ELRPW/ELRPW22 - TDX SC	167
Front Riggings - Power Elevating Legrest - Articulating (MPCTMT/MPCTMT-L) (Before 01/01/09) - TDX SC	162
Front Riggings - Power Elevating Legrest (MPCTMT/MPCTMT-L) (After 12/31/08) - TDX SC	164
Front Riggings - Reference Chart - 70ST TAPER	105
Front Riggings - Reference Chart - 90 SWING	102
Front Riggings - Reference Chart - AT5544, 70NHD, PHW93	100
Front Riggings - Reference Chart - PH93M2	103
Front Riggings - Reference Chart - PHAL4A	104
Label Locations For TRBKTS Options	11
Mercury Free Switches and Hardware - TDX SC	31
Packaging & Literature	9
Seat Height Adjustment Slide Tubes and Mounting Hardware - TDX SC	13
Spreader Bar Assembly - Conventional (16"-20" Wide) TDX SC & (16" Wide) TDX SPREE ..	86
Spreader Bar Assembly - Double (16"-20" Wide) TDX SC & (14"-16") TDX SPREE w/ BPO Option	88
Tilt Interface Hardware (Includes Seat Frame Mtg. Hdwr., Prop Rod and Tilt Interface Plate Hdwr.) TDX SC	21
Tilt Links & Mounting Hardware (After 4/1/13)	25
Tilt Links & Mounting Hardware (Before 4/2/13)	23

TABLE of CONTENTS

Description	Page Number
TRBKTS Option Clarification Reference	12
Warranty Replacement Parts	197

A: READ THIS FIRST (THIS CATALOG IS DIFFERENT!)

Formula™CG Tilt (CGT) Powered Seating
TDX SC2-CG for TDX SC and
TDX SPREE-CG for TDX SPREE
parts catalog information is divided into two separate catalogs.

The Form Numbers and Cover Titles are listed below.

Form # 08-077

Formula™CG Tilt (CGT) Powered Seating
TDX SC2-CG for TDX SC and
TDX SPREE-CG for TDX SPREE

Form # 06-110

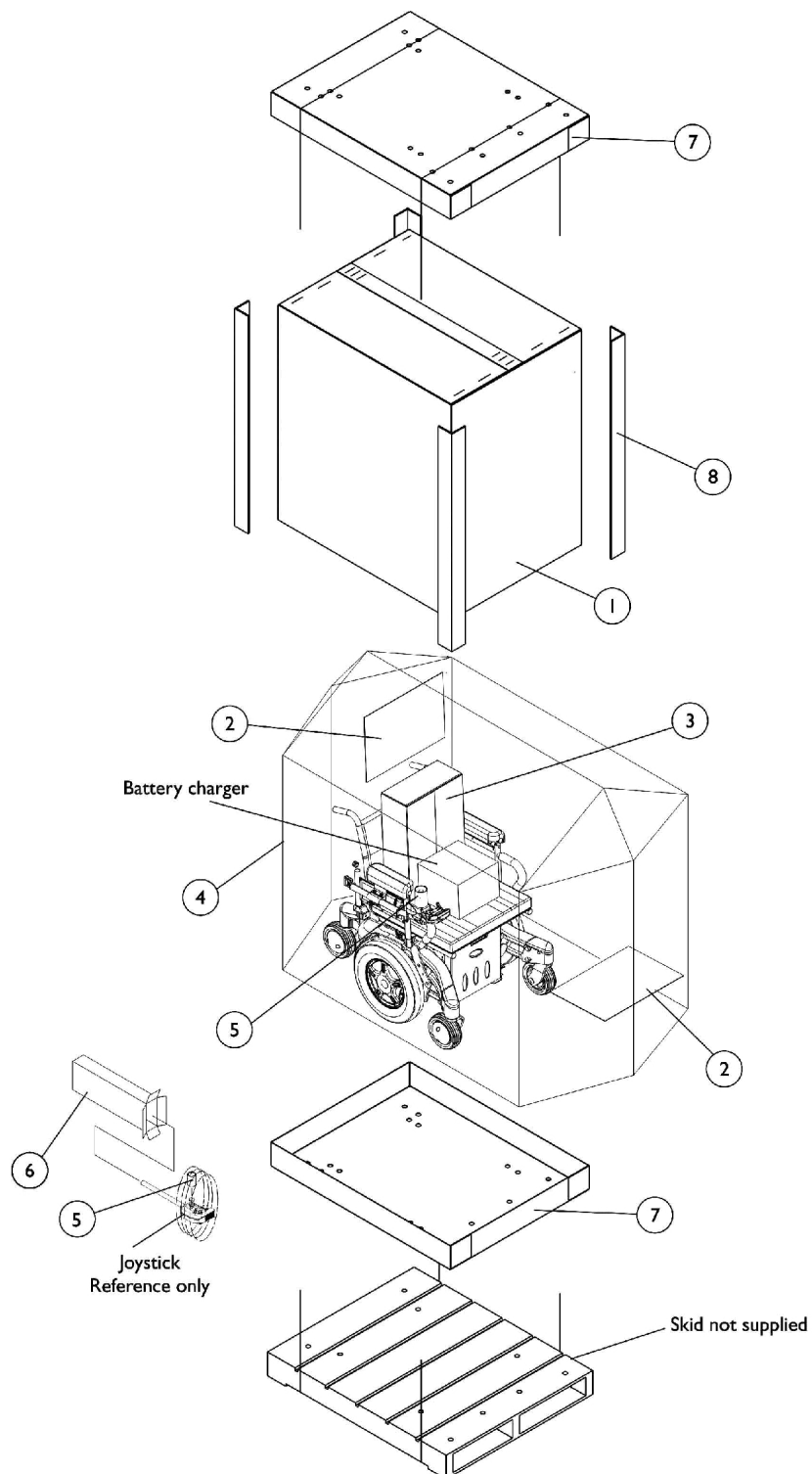
MK6i Electronics

Frame Finishes, Touch-Up Paints and Upholstery Options

Frame Finishes and Touch-Up Paint

Color Number	Part Number	Bottle Size	Frame Finish
24P	1031450-NLA	.6 oz.	Wet Black
30P	1074167-NLA See Note(s) B	.6 oz.	Sunny Yellow
60P	N/A	N/A	Silver Metallic
61P	1046321-NLA	.6 oz.	Electric Red
62P	1046320-NLA	.6 oz.	Electric Blue
115P	1133371-NLA See Note(s) A	.6 oz.	Black Prism
119P	1133375-NLA See Note(s) B	.6 oz.	Bubblegum Pink
120P	1133376-NLA	.6 oz.	Grape Madness
127P	1133383-NLA	.6 oz.	Grasshopper Green See Note(s) A
NOTE: A - Frame finish offered on TDX SC models only B - Frame finish offered on TDX SPREE models only			

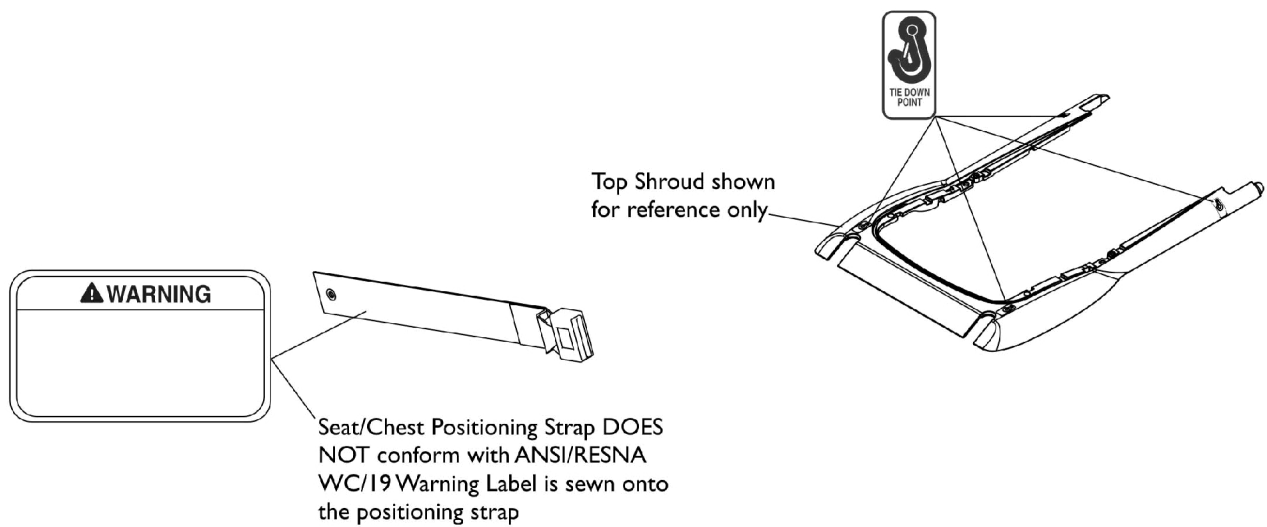
Packaging and Literature



Packaging and Literature

Item Number	Note	Part Number	Description	Quantity Per	
				Package	Assembly
1	A	1030364	Carton, Cover	1	1
1	B	1031682	Carton, Cover	1	1
1	C	1036028	Carton, Cover	1	1
2		40131X161	Insert, Plain Pad	1	2
3		40131X011-NLA	NLA - Carton, Front Riggings	1	1
4		1015592	Bag, Poly (72" L x 35" W x 19" D)	1	1
5		1043198-NLA	NLA - Tube, Paper	1	1
6	H	1012001-NLA	NLA - Carton, Joystick	1	1
7	D	1030362	Carton, Tray	1	2
7	E	1036027	Carton, Tray	1	2
8	D	1115174	Carton, Corner Reinforcement	1	4
8	B	1129589-NLA	Carton, Corner Reinforcement	1	4
8	E	1129590-NLA	Carton, Corner Reinforcement	1	4
		00077X031-NLA	NLA - Warranty Card	1	1
	F	1143155-NLA	NLA - Owner's Manual, Formula CG Seating	1	1
	G	1140099	Switch, Drive Lockout Mercury Free Ball (MK6i) (50" L)	1	1
<p>NOTE: A - 12"-20" wide systems with base B - 16"-20" wide systems medium/tall seat-to-floor heights with base C - 16"-20" wide systems with base and Compact Vent D - 12"-20" wide systems with base E - 16"-20" wide systems with base and Compact Vent F - Not Shown G - For Massachusetts providers only. H - Can use Item #3 part number 40131X011 for a Joystick also.</p> <p>When adjusting or replacing parts, please refer to your Owner's Manual for assistance.</p>					

Label Locations For TRBKTS Options



TRBKTS Option Label Locations

TRBKTS Option Clarification Reference

TRBKTS Option is an On-Chair option only.

About TRBKTS Transport Ready Package

TRBKTS includes four factory-installed wheelchair transport brackets. **TRBKTS** has not been crash-tested in accordance with WC 19. Use these transport brackets only to secure an unoccupied wheelchair during transport.

Only use the transport brackets included with **TRBKTS** for the purpose described in the appropriate Owner's Operator and Maintenance Manual.

Battery support brackets **MUST** be installed at all times. Otherwise, the wheelchair will not be WC/19 compliant. Refer to Removing/Installing the Batteries From/Into the Wheelchair in the appropriate Owner's Operator and Maintenance Manual.

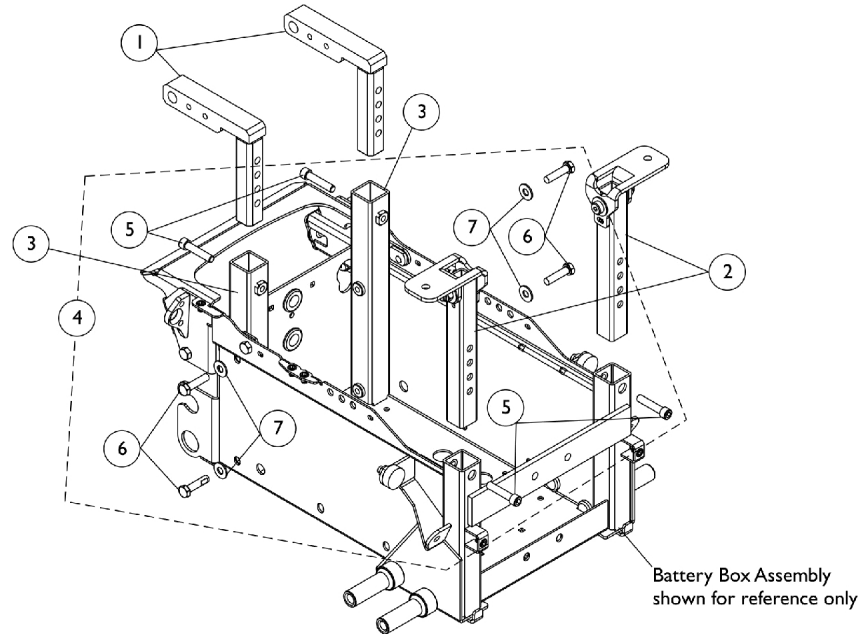
As of this date, the Department of Transportation has not approved any tie-down systems for transportation of a user while in a wheelchair, in a moving vehicle of any type. It is Invacare's position that users of wheelchairs should be transferred into appropriate seating in vehicles for transportation and use be made of the restraints made available by the auto industry. Invacare cannot and does not recommend any wheelchair transportation systems.

NOTE: ANSI = American National Standards Institute, RESNA = Rehabilitation Engineering and Assistive Technology Society of North America.

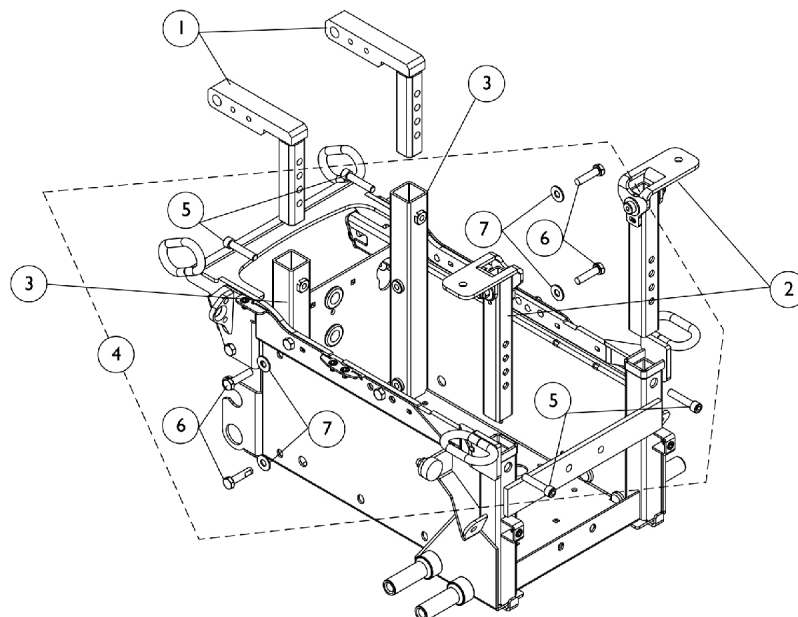
Seat Height Adjustment Slide Tubes and Mounting Hardware

TDX SC

LOW Seat-To-Floor = 17-3/4", MED Seat-To-Floor = 18-1/2", TALL Seat-To-Floor = 19-1/4"



**Seat Height Adjustment Slide
Tubes and Mounting Hardware
without TRBKTS Option**



**Seat Height Adjustment Slide
Tubes and Mounting Hardware
with TRBKTS Option**

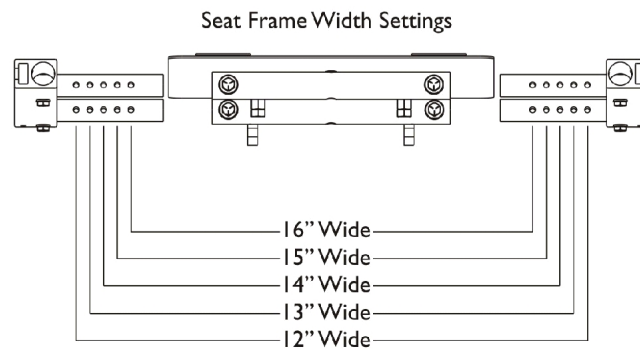
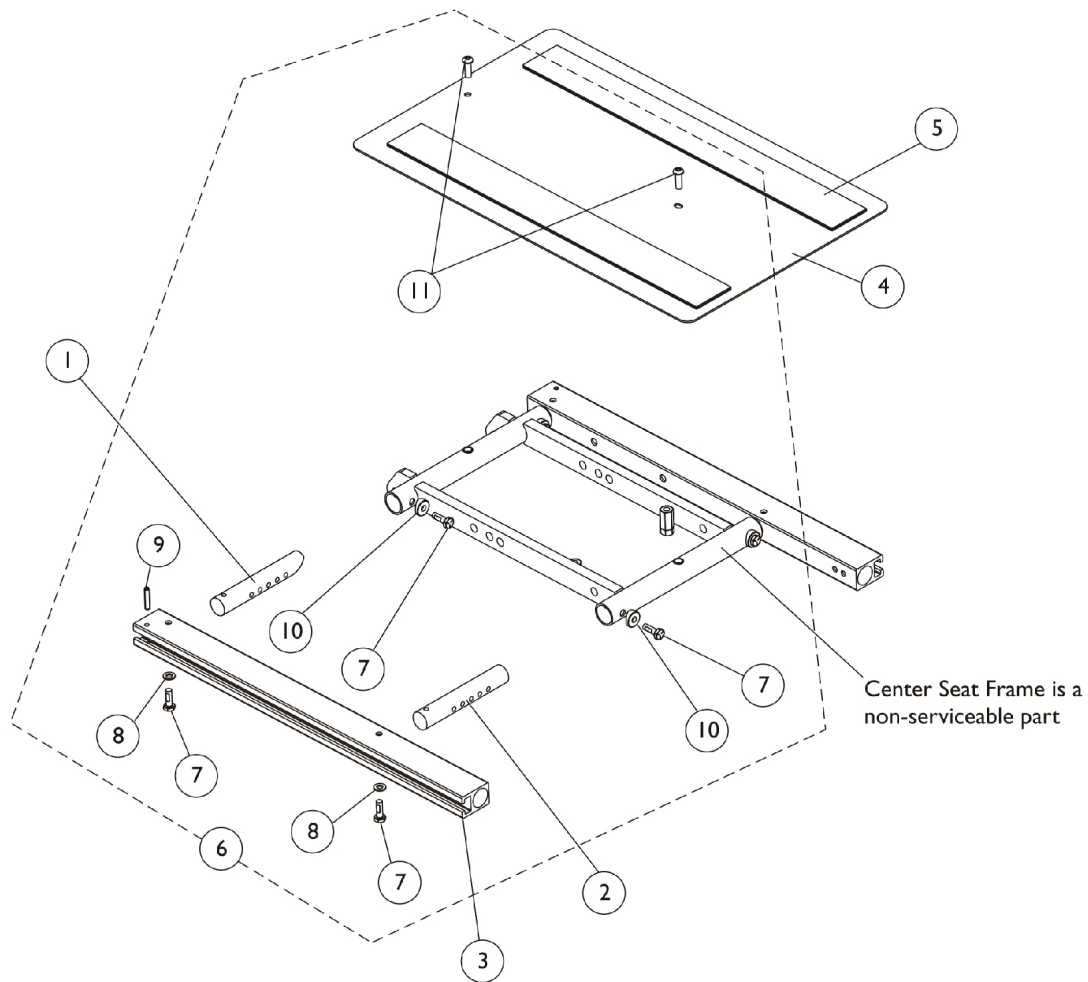
Seat Height Adjustment Slide Tubes and Mounting Hardware

TDX SC

LOW Seat-To-Floor = 17-3/4", MED Seat-To-Floor = 18-1/2", TALL Seat-To-Floor = 19-1/4"

Item Number	Note	Part Number	Description	Quantity Per	
				Package	Assembly
1		1150900-NLA	NLA - Tube, Slide, Seat Height Adjustment, Rear - CGT	1	2
2		1147977-NLA	NLA - Tube, Slide, Seat Height Adjustment, Front - CGT	1	2
3		1149556-NLA	NLA - Tube, Rear Upright, Black - Right	1	1
3		1149557-NLA	NLA - Tube, Rear Upright, Black - Left	1	1
4	A	1154114	Kit, Seat Height Adjustment Slide Tube Mounting Hardware	1	1
5			NLA - Screw, Socket Head w/ Patch (5/16-18 x 1-1/2")	1	4
6			Screw, Hex Head w/ Patch (5/16-18 x 1-1/4")	1	4
7			Washer, Steel (5/16 x 3/4 x 1/16")	1	4
NOTE: A - Includes items 5-7					

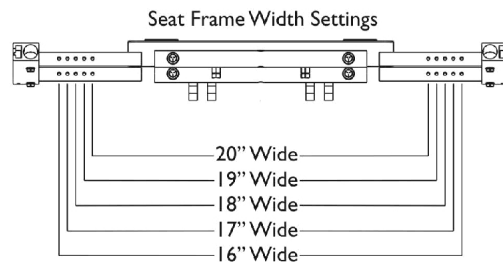
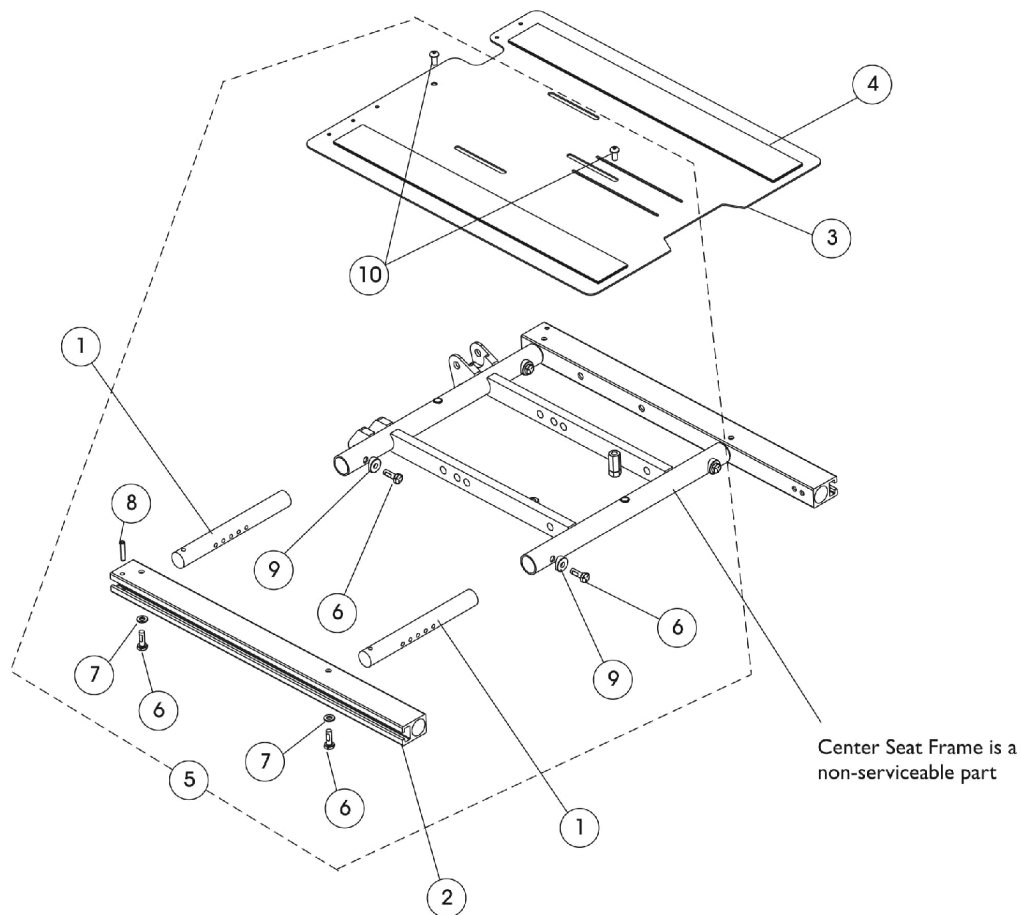
Seat Frame and Seat Pan w/ Hardware (12"-16" Wide)



Seat Frame and Seat Pan w/ Hardware (12"-16" Wide)

Item Number	Note	Part Number	Description	Quantity Per	
				Package	Assembly
1	A	1156163-NLA	NLA - Crossbar, Seat Frame, Black (12" - 16" W)	1	2
2		1142955-NLA	NLA - Crossbar, Seat Frame, Black (12" - 16" W)	1	2
3		1142951	Rail, Seat Frame (For 12 - 19" D Conventional)	1	2
4		1142961	Pan, Seat, with Hook and Loop Fasteners (12 - 16" W x 12 - 18" D)	1	1
5	B	1043082	Hook Fastener with Adhesive Back (2" W x 18" L)	1	2
5		1044580	Loop Fastener with Adhesive Back (2" W x 18" L)	1	2
6		1144581	Kit, Seat Frame Assembly Hardware (12"-24" Wide)	1	1
7			Screw, Hex Head w/ Patch (1/4-20 x 3/4")	1	8
8			Washer (1/4 x 1/2 x 1/16")	1	4
9			NLA - Pin, Roll (3/16 x 1")	1	2
10			Spacer, Coved (1/4 x 11/16 x 1/2")	1	4
11			Screw, Socket Button (1/4-20 x 3/4")	1	2
NOTE: A - Includes item 5 B - Includes items 7-11					

Seat Frame, Seat Pan and Hardware **(16"-20" W x 16"-20" Deep) Conv., (16", 18", 20" Wide x 16"-20" Deep)** **Contoura**



Seat Frame, Seat Pan and Hardware

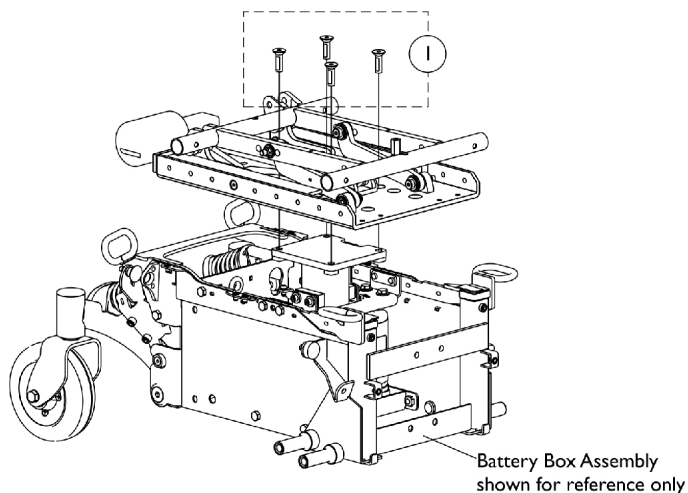
(16"-20" W x 16"-20" Deep) Conv., (16", 18", 20" Wide x 16"-20" Deep) Contoura

Item Number	Note	Part Number	Description	Quantity Per	
				Package	Assembly
1		1122475	Crossbar, Seat Frame (16" - 20" W)	1	4
2		1142951	Rail, Seat Frame (For 12 - 19" D Conventional)	1	2
2		1142952	Rail, Seat Frame (For 19 - 22" D Conventional)	1	2
2	D	1142953	Rail, Seat Frame (For 16 - 19" D Contoura)	1	2
2	D	1142954	Rail, Seat Frame (For 19 - 22" D Contoura)	1	2
3		1143748	Pan, Seat, with Hook and Loop Fasteners (16 - 20" W x 16 - 19" D)	1	1
3		1143789	Pan, Seat, with Hook and Loop Fasteners (16 - 20" W x 19 - 22" D)	1	1
4	A	1043082	Hook Fastener with Adhesive Back (2" W x 18" L)	1	2
4	A	1044580	Loop Fastener with Adhesive Back (2" W x 18" L)	1	2
4	B	1043084	Hook Fastener with Adhesive back (2" W x 22" L)	1	2
4	B	1044584	Loop Fastener with Adhesive back (2" W x 22" L)	1	2
5	C	1144581	Kit, Seat Frame Assembly Hardware (12"-24" Wide)	1	1
6			Screw, Hex Head w/ Patch (1/4-20 x 3/4")	1	8
7			Washer (1/4 x 1/2 x 1/16")	1	4
8			NLA - Pin, Roll (3/16 x 1")	1	2
9			Spacer, Coved (1/4 x 11/16 x 1/2")	1	4
10			Screw, Socket Button (1/4-20 x 3/4")	1	2
NOTE: A - For 16-19" deep seat pans B - For 19-22" deep seat pans. TDX SC systems only extend 20" deep only C - Includes items 6-10 D - When a Contoura Seating System and Power Elevating Legrest (MPCTMT/MPCTMT-L) are ordered "together", the shorter length 15" or 18" long Conventional Seat Rails must be ordered instead. This will prevent the legrest from being positioned to far forward.					

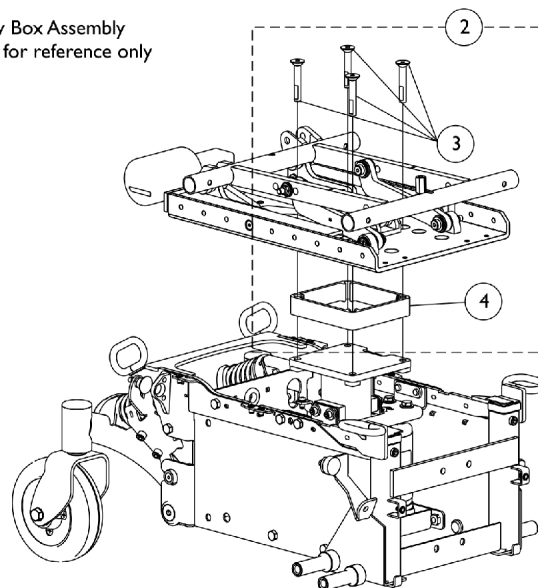
Seat Frame Mounting Hardware

TDX SPREE

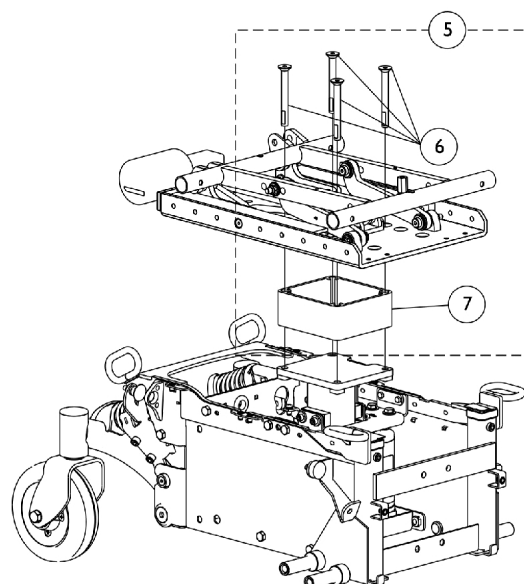
LOW Seat-To-Floor = 16-3/4", MED Seat-To-Floor = 17-3/4", TALL Seat-To-Floor = 18-3/4"



Seat Frame Mounting Hardware
LOW Seat-To-Floor



Seat Frame Mounting Hardware
MED Seat-To-Floor



Seat Frame Mounting Hardware
TALL Seat-To-Floor

Seat Frame Mounting Hardware

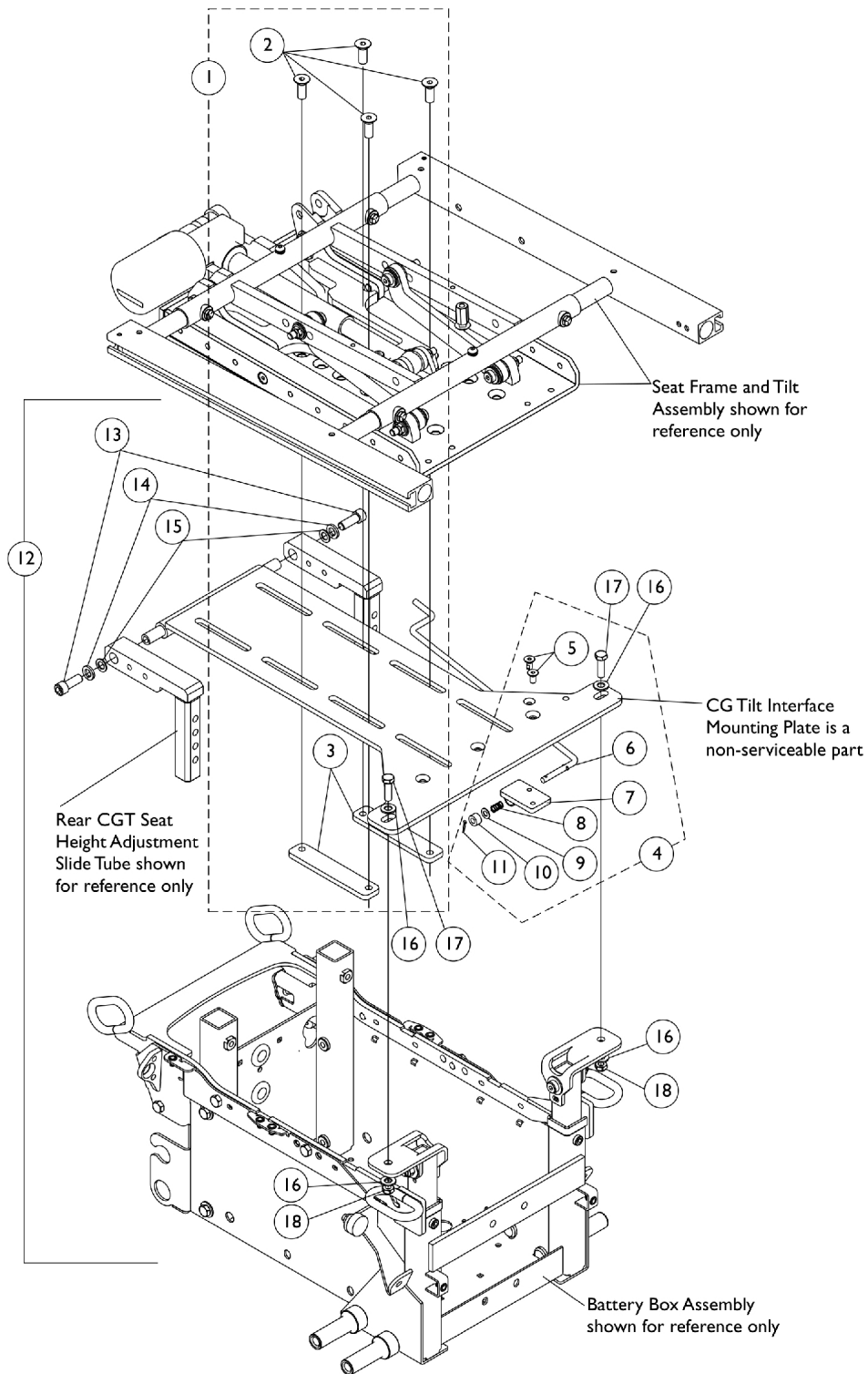
TDX SPREE

LOW Seat-To-Floor = 16-3/4", MED Seat-To-Floor = 17-3/4", TALL Seat-To-Floor = 18-3/4"

Item Number	Note	Part Number	Description	Quantity Per	
				Package	Assembly
1		1152751-NLA	NLA - Package, Screw, Socket Flat Head with Patch (3/8-16 x 1-1/4")	4	1
1		1152752-NLA	NLA - Screw, Socket Flat Head with Patch (3/8-16 x 1-1/4")	1	4
2	A	1154213-NLA	NLA - Kit, Seat Frame Mounting Hardware (Med Seat-To-Floor)	1	1
3			NLA - Screw, Socket Flat Head with Patch (3/8-16 x 1-1/4")	1	4
4			Bracket, 1" Seat-To-Floor	1	1
5	B	1154214-NLA	NLA - Kit, Seat Frame Mounting Hardware (Tall Seat-To-Floor)	1	1
6			NLA - Screw, Socket Flat Head with Patch (3/8-16 x 3-1/4")	1	4
7			NLA - Bracket, 2" Seat-To-Floor	1	1
3		1154215-NLA	NLA - Screw, Socket Flat Head with Patch (3/8-16 x 1-1/4")	1	4
6		1154216-NLA	NLA - Screw, Socket Flat Head with Patch (3/8-16 x 3-1/4")	1	4
NOTE: A - Includes items 3 and 4 B - Includes items 6 and 7					

Tilt Interface Hardware

TDX SC



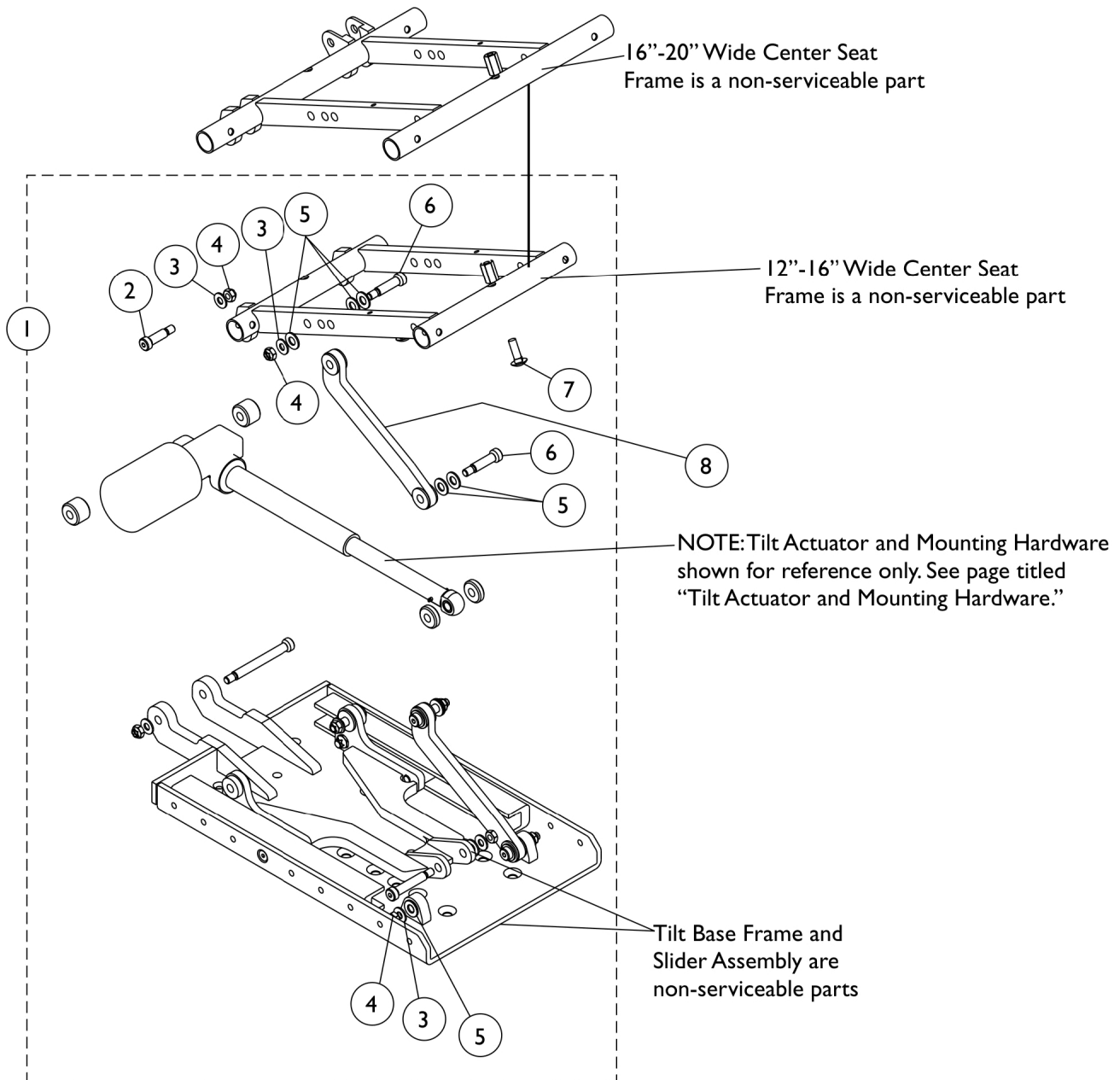
Tilt Interface Hardware TDX SC

Item Number	Note	Part Number	Description	Quantity Per	
				Package	Assembly
1	A	1150901-NLA	NLA - Kit, Seat Frame Mounting Hardware	1	1
2			Screw, Socket Flat Head (3/8-16 x 1")	1	4
3			Bracket, Clamping	1	2
4	B	1150898-NLA	NLA - Kit, Prop Rod Assembly	1	1
5			NLA - Screw, Socket Flat Head w/ Patch (1/4-20X1/2")	1	2
6			Rod, Prop	1	1
7			Bracket, Prop Rod	1	1
8			Spring, Arm Lock	1	1
9	C	1154113-NLA	Washer, Nylon (1/4 x 1/2 x 1/32")	1	1
10			Washer, Nylon (1/4 x 1/2 x 9/32")	1	1
11			NLA - Pin, Cotter (5/64 x 1/2")	1	1
12			NLA - Kit, Interface Plate Mounting Hardware	1	1
13			Screw, Socket Head (3/8-16 x 1")	1	2
14			Washer, Lock (3/8")	1	2
15			Washer, Plain (1/4 x 9/16 x 1/16")	1	2
16			Washer, Steel (11/32 x 11/16 x 1/16")	1	4
17			Screw, Hex Head (5/16-18 x 1")	1	2
18			Locknut (5/16-18)	1	2
NOTE: A - Includes items 2 and 3 B - Includes items 5-11 C - Includes items 13-18					

Tilt Links and Mounting Hardware

Before 4/2/13

NOTE: Item #8 Tilt Links are currently not available as a service part in the field.



Tilt Links and Mounting Hardware

Before 4/2/13

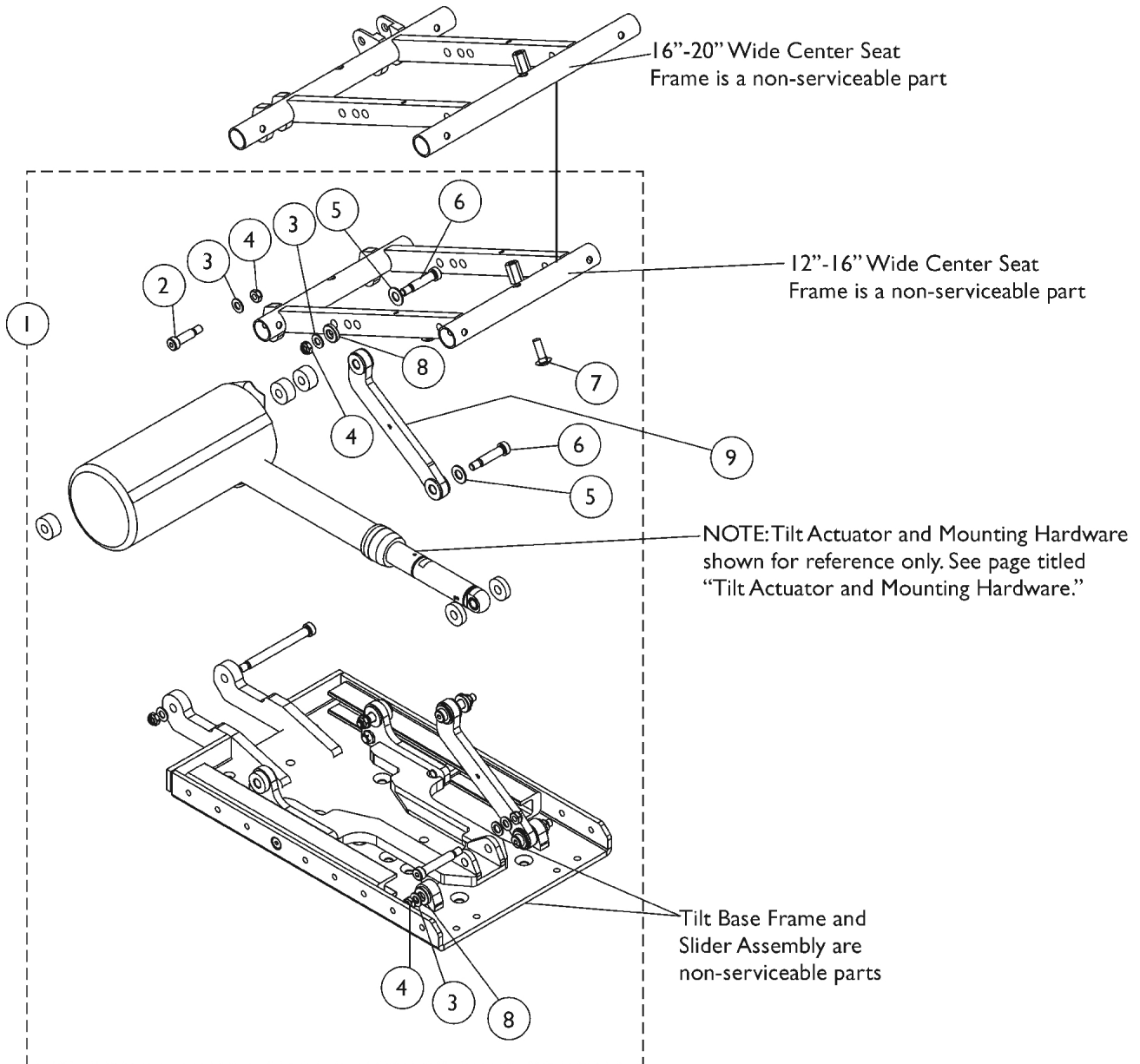
NOTE: Item #8 Tilt Links are currently not available as a service part in the field.

Item Number	Note	Part Number	Description	Quantity Per	
				Package	Assembly
1	A,B,C	1146451-NLA	NLA - Kit, Tilt Link Mounting Hardware (12" - 16" W)	1	1
2			NLA - Screw, Shoulder Hex Socket Head (3/8 x 1", 5/16-18)	1	2
3			Washer, Steel (11/32 x 11/16 x 1/16")	1	6
4			Locknut (5/16-18)	1	6
5			Washer, Nylon (3/8 x 13/16 x 1/16")	1	12
6			Screw, Shoulder Hex Socket (3/8 x 1-1/4", 5/16-18)	1	4
7			Bolt, Round Head Square Neck (5/16-18 x 1")	1	2
1	A,B,C	1144587-NLA	NLA - Kit, Tilt Link Mounting Hardware (16" - 24" W)	1	1
2			Screw, Shoulder Hex Socket Head (3/8 x 1-1/2", 5/16-18)	1	2
3			Washer, Steel (11/32 x 11/16 x 1/16")	1	6
4			Locknut (5/16-18)	1	6
5			Washer, Nylon (3/8 x 13/16 x 1/16")	1	12
6			Screw, Shoulder Hex Socket (3/8 x 1-1/4", 5/16-18)	1	4
7			Bolt, Round Head Square Neck (5/16-18 x 1")	1	2
NOTE: A - Includes items 2-7. TDX SC Tilt Only system extends 20" wide only B - Item #8 Tilt Links are currently not available as a service part in the field. C - No Longer Available. See page titled "Tilt Links and Mounting Hardware After 4/1/13". Part #1146451 replaced with 1180311. Part #1144587 replaced with 1180312.					

Tilt Links and Mounting Hardware

After 4/1/13

NOTE: Item #9 Tilt Links are currently not available as a service part in the field.



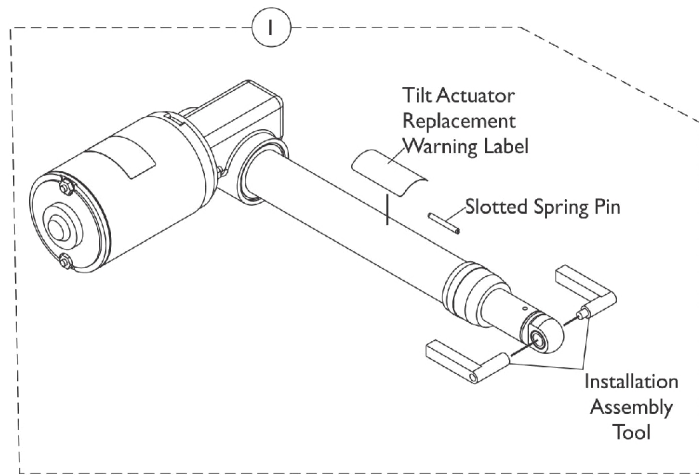
Tilt Links and Mounting Hardware

After 4/1/13

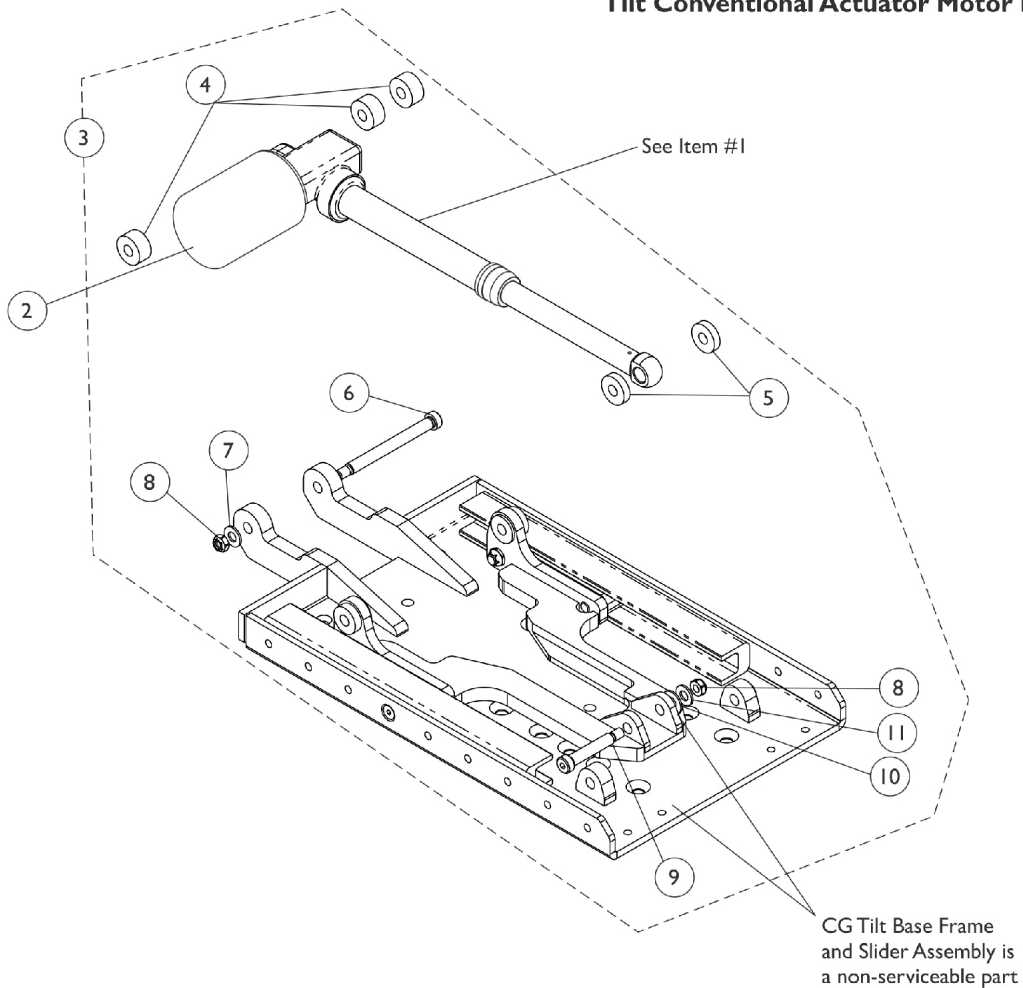
NOTE: Item #9 Tilt Links are currently not available as a service part in the field.

Item Number	Note	Part Number	Description	Quantity Per	
				Package	Assembly
1	A,B	1180311	Kit, Tilt Link Mounting Hardware (12" - 16" W)	1	1
2			NLA - Screw, Shoulder Hex Socket Head (3/8 x 1", 5/16-18)	1	2
3			Washer, Flat (5/16 x 5/8 x 1/16")	1	6
4			Locknut (5/16-18)	1	6
5			Washer, Nylon (3/8 x 13/16 x 1/16")	1	4
6			Screw, Shoulder Hex Socket (3/8 x 1-1/4", 5/16-18)	1	4
7			Bolt, Round Head Square Neck (5/16-18 x 1")	1	2
8			Spacer (3/8 x 13/16 x 11/64")	1	4
	A,B	1180312	Instruction Sheet, Tilt Link Installation	1	1
1			Kit, Tilt Link Mounting Hardware (16" - 24" W)	1	1
2			Screw, Shoulder Hex Socket Head (3/8 x 1-1/2", 5/16-18)	1	2
3			Washer, Flat (5/16 x 5/8 x 1/16")	1	6
4			Locknut (5/16-18)	1	6
5			Washer, Nylon (3/8 x 13/16 x 1/16")	1	4
6			Screw, Shoulder Hex Socket (3/8 x 1-1/4", 5/16-18)	1	4
7			Bolt, Round Head Square Neck (5/16-18 x 1")	1	2
8			Spacer (3/8 x 13/16 x 11/64")	1	4
			Instruction Sheet, Tilt Link Installation	1	1
NOTE: A - Includes items 2-8 and Installation Instruction Sheet. TDX SC Tilt Only system extends 20" wide only					
B - Item #9 Tilt Links are currently not available as a service part in the field.					

Tilt Actuator Motor and Mounting Hardware Before 4/2/13



Tilt Conventional Actuator Motor Kit

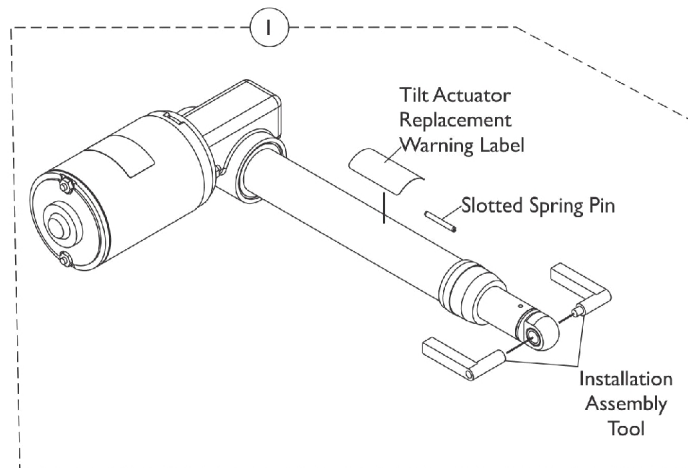


Tilt Actuator Motor and Mounting Hardware Before 4/2/13

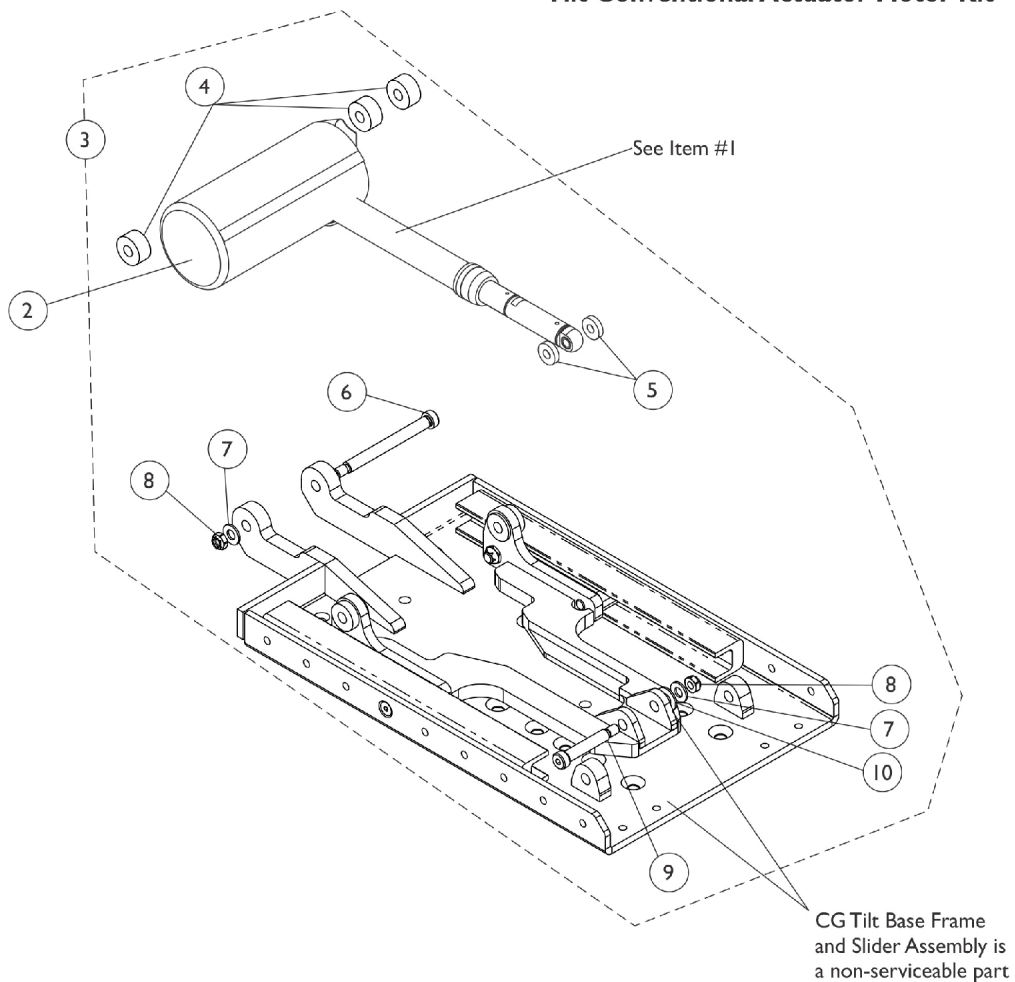
Item Number	Note	Part Number	Description	Quantity Per	
				Package	Assembly
1	B,C,E	1169660	Kit, Tilt Conventional Actuator Motor	1	1
1	B,C,E	1169660E-NLA	NLA - WARR RPLMT - Kit, Tilt Actuator Conventional Motor	1	1
2		1144610-NLA	NLA - Cover, Tilt Actuator Motor Boot	1	1
3	A,D	1153721-NLA	NLA - Kit, Tilt Actuator Motor Mounting Hardware	1	1
4			Spacer (3/8 x 1 x 1/2")	1	3
5			NLA - Washer, Nylon (13/32 x 1 x 1/4")	1	2
6			Screw, Shoulder Hex Socket Head (3/8" x 3-1/2", 5/16-18)	1	1
7			Washer, Steel (11/32 x 11/16 x 1/16")	1	1
8			Locknut (5/16-18)	1	2
9			Screw, Shoulder Hex Socket Head (3/8 x 1-3/4", 5/16-18)	1	1
10			Washer, Plain (1/4 x 9/16 x 1/16")	1	1
11			Washer, Flat (5/16 x 5/8 x 1/16")	1	1
NOTE: A - Includes items 4-11 B - Due to NEW Installation procedures, refer to the Tilt Actuator Replacement Instructions included with the Kit for assistance. C - Includes the Tilt Conventional Actuator Motor, Bushings, Installation Assembly Tool, Slotted Spring Pin, Silicon Lubricant, Warning Label and Instructions. Components are not sold separately. D - No Longer Available. See page titled "Tilt Actuator Motor and Mounting Hardware After 4/1/13". Part #1153721 was replaced with 1180313. E - Includes Part #1190604 Supplemental Power Wheelchair Warnings/Wear and Tear Information Owner's Manual.					

Tilt Actuator Motor and Mounting Hardware

After 4/1/13



Tilt Conventional Actuator Motor Kit



Tilt Actuator Motor and Mounting Hardware

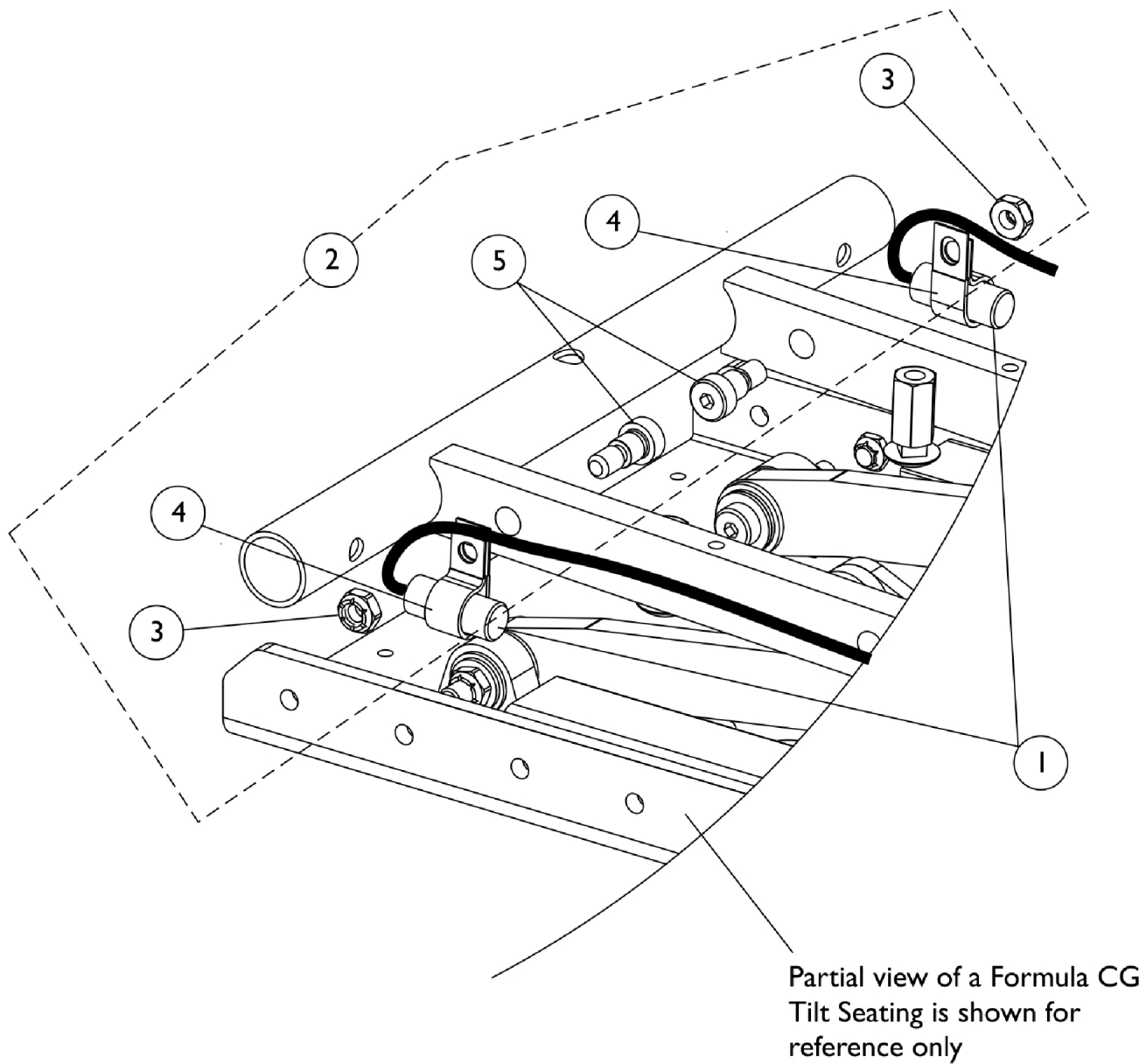
After 4/1/13

Item Number	Note	Part Number	Description	Quantity Per	
				Package	Assembly
1	B,C,D	1169660	Kit, Tilt Conventional Actuator Motor	1	1
1	B,C,D	1169660E-NLA	NLA - WARR RPLMT - Kit, Tilt Actuator Conventional Motor	1	1
2		1144610-NLA	NLA - Cover, Tilt Actuator Motor Boot	1	1
3	A	1180313	Kit, Tilt Actuator Motor Mounting Hardware	1	1
4			Spacer (3/8 x 1 x 1/2")	1	3
5			NLA - Washer, Nylon (13/32 x 1 x 1/4")	1	2
6			Screw, Shoulder Hex Socket Head (3/8" x 3-1/2", 5/16-18)	1	1
7			Washer, Flat (5/16 x 5/8 x 1/16")	1	2
8			Locknut (5/16-18)	1	2
9			Screw, Shoulder Hex Socket Head (3/8 x 1-3/4", 5/16-18)	1	1
10			Washer, Plain (1/4 x 9/16 x 1/16")	1	1
			Instruction Sheet, Tilt Actuator Motor Installation	1	1
NOTE: A - Includes items 4-10 and Installation Instruction Sheet. B - Due to NEW Installation procedures, refer to the Tilt Actuator Replacement Instructions included with the Kit for assistance. C - Includes the Tilt Conventional Actuator Motor, Bushings, Installation Assembly Tool, Slotted Spring Pin, Silicon Lubricant, Warning Label and Instructions. Components are not sold separately. D - Includes Part #1190604 Supplemental Power Wheelchair Warnings/Wear and Tear Information Owner's Manual.					

Mercury Free Switches and Hardware

TDX SC

As of 7/1/2009, switches are mercury free.



Mercury Free Switches and Hardware

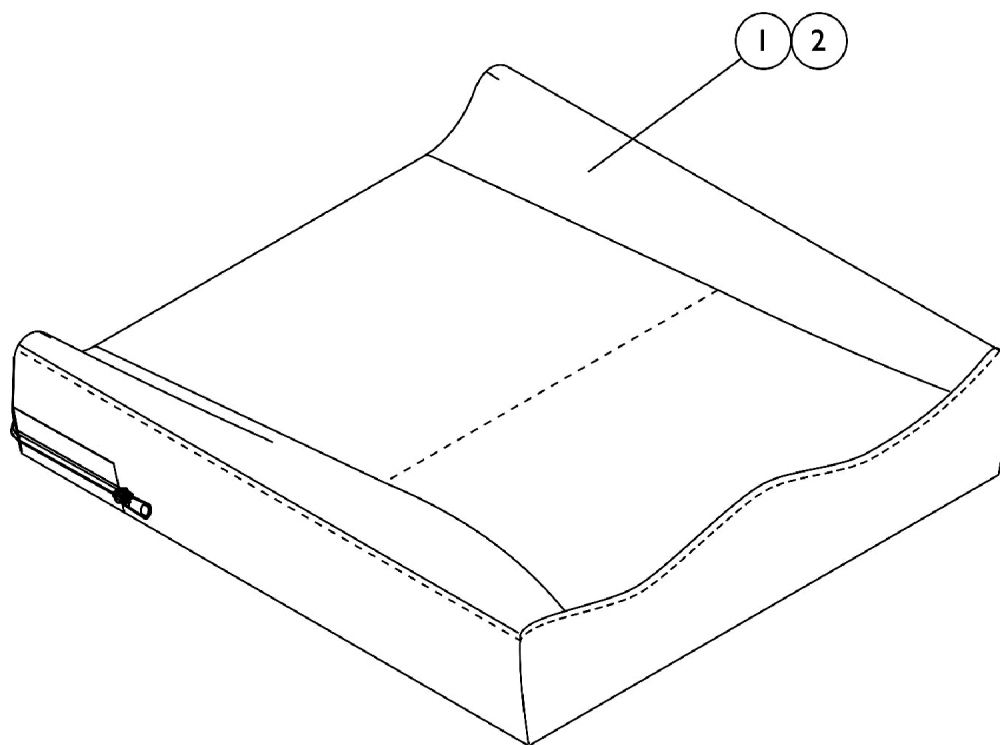
TDX SC

As of 7/1/2009, switches are mercury free.

Item Number	Note	Part Number	Description	Quantity Per	
				Package	Assembly
1	A	1140099	Switch, Drive Lockout Mercury Free Ball (MK6i) (50" L)	1	2
2		1154221-NLA	NLA - Kit, Switch Mounting Hardware CGT	1	1
3			Locknut (5/16-18)	1	2
4			NLA - Bracket, Cable/Wire Mounting, Black	1	2
5			Screw, Shoulder Hex Socket Head w/ Patch (3/8" x 3/8", 5/16-18)	1	2
NOTE: A - Includes items 3-5					

Seat Cushion Assembly

TDXSC Contoura Seating



#1 Contoura Seat Cushion Assembly

NOTE: To order a Mesh Contoura Seat Cushion Assembly, please use quote # SM-100908010838 when placing your order.

Chair Width	16" Deep	17" Deep	18" Deep	19" Deep	20" Deep
16" Wide	1132982 See Note(s) A	1132983-NLA See Note(s) A	1132984 See Note(s) A	1132985 See Note(s) A	1132986 See Note(s) A
18" Wide	1132987 See Note(s) A	1132988-NLA See Note(s) A	1132989 See Note(s) A	1132990 See Note(s) A	1132991 See Note(s) A
20" Wide	1132992 See Note(s) A	1132993-NLA See Note(s) A	1132994 See Note(s) A	1132995 See Note(s) A	1132996 See Note(s) A

NOTE: A - Cushion Foam is not available separately.

Seat Cushion Assembly

TDXSC Contoura Seating

#2 Contoura Seat Cushion Cover Before 12/16/10

Chair Width	16" Deep	17" Deep	18" Deep	19" Deep	20" Deep
16" Wide	1132953-NLA	1132954-NLA	1132955-NLA	1132956-NLA	1132957-NLA
18" Wide	1132958-NLA	1132959-NLA	1132960-NLA	1132961-NLA	1132962-NLA
20" Wide	1132963-NLA	1132964-NLA	1132965-NLA	1132966-NLA	1132967-NLA

Contoura Seat Cushion Covers listed on this chart are No Longer Available. Refer to the Contoura Seat Cushion Covers dated after 12/15/10 as a direct replacement.

Seat Cushion Assembly

TDXSC Contoura Seating

#2 Contoura Seat Cushion Cover After 12/15/10

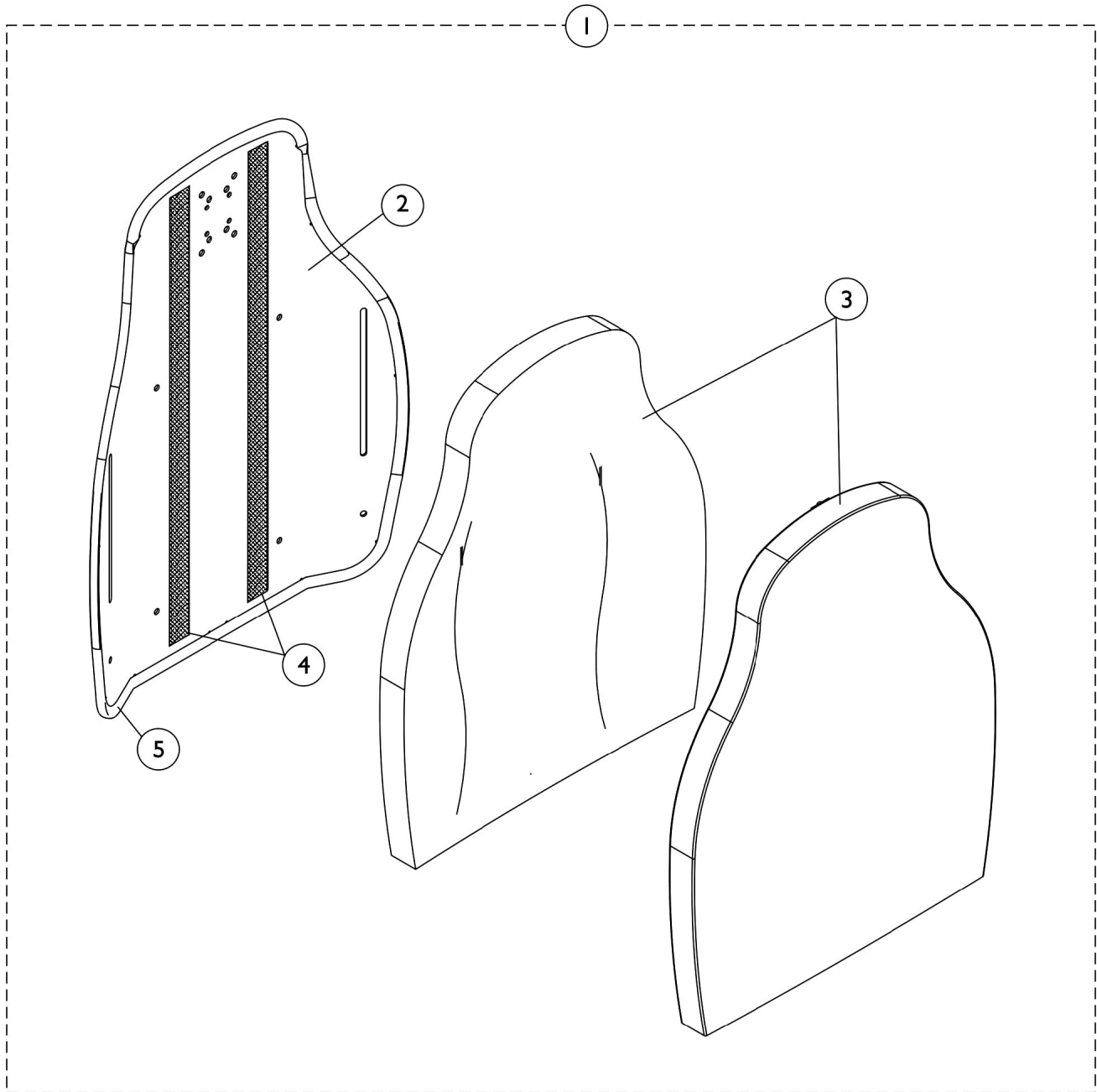
Chair Width	16" Deep	17" Deep	18" Deep	19" Deep	20" Deep
16" Wide	1167372	1167373-NLA	1167374	1167375	1167376
18" Wide	1167377	1167378-NLA	1167379	1167380	1167381
20" Wide	1167382	1167383-NLA	1167384	1167385	1167386

#2 Contoura Seat Cushion Cover, Mesh (CTBMSH)

Chair Width	16" Deep	17" Deep	18" Deep	19" Deep	20" Deep
16" Wide	1164208	1164209	1164210	1164211	1164212
18" Wide	1164213	1164214	1164215	1164216	1164217
20" Wide	1164218	1164219	1164220	1164221	1164222

Contoura Back without Mounting Hardware

TDX SC - Before 5/15/09



Contoura Back without Mounting Hardware

TDX SC - Before 5/15/09

Item Number	Note	Part Number	Description	Quantity Per	
				Package	Assembly
1		See Chart	#1 Back Assembly without Hardware 16", 18", 20" Wide	1	1
2		See Chart	#2 Back Pan with Vinyl Edge Trim 16", 18", 20" Wide	1	1
3		See Chart	#3 Back Cushion Assembly 16", 18", 20" Wide	1	1
4		1125725-NLA	NLA - Hook Fastener w/ Adhesive Back (1" W x 48" L)	1	1
5		1125724-NLA	NLA - Trim, Edge, Cut-To-Length, Vinyl Black (96" L)	1	1

Contoura Back without Mounting Hardware

TDX SC - Before 5/15/09

#1 Back Assembly without Hardware 16", 18", 20" Wide

Overall Back Height	Material Back Height	16" Wide	18" Wide	20" Wide
25"	20"	1132828-NLA	1132829-NLA	1132830-NLA
29"	24"	1132825-NLA	1124733-NLA	1124734-NLA

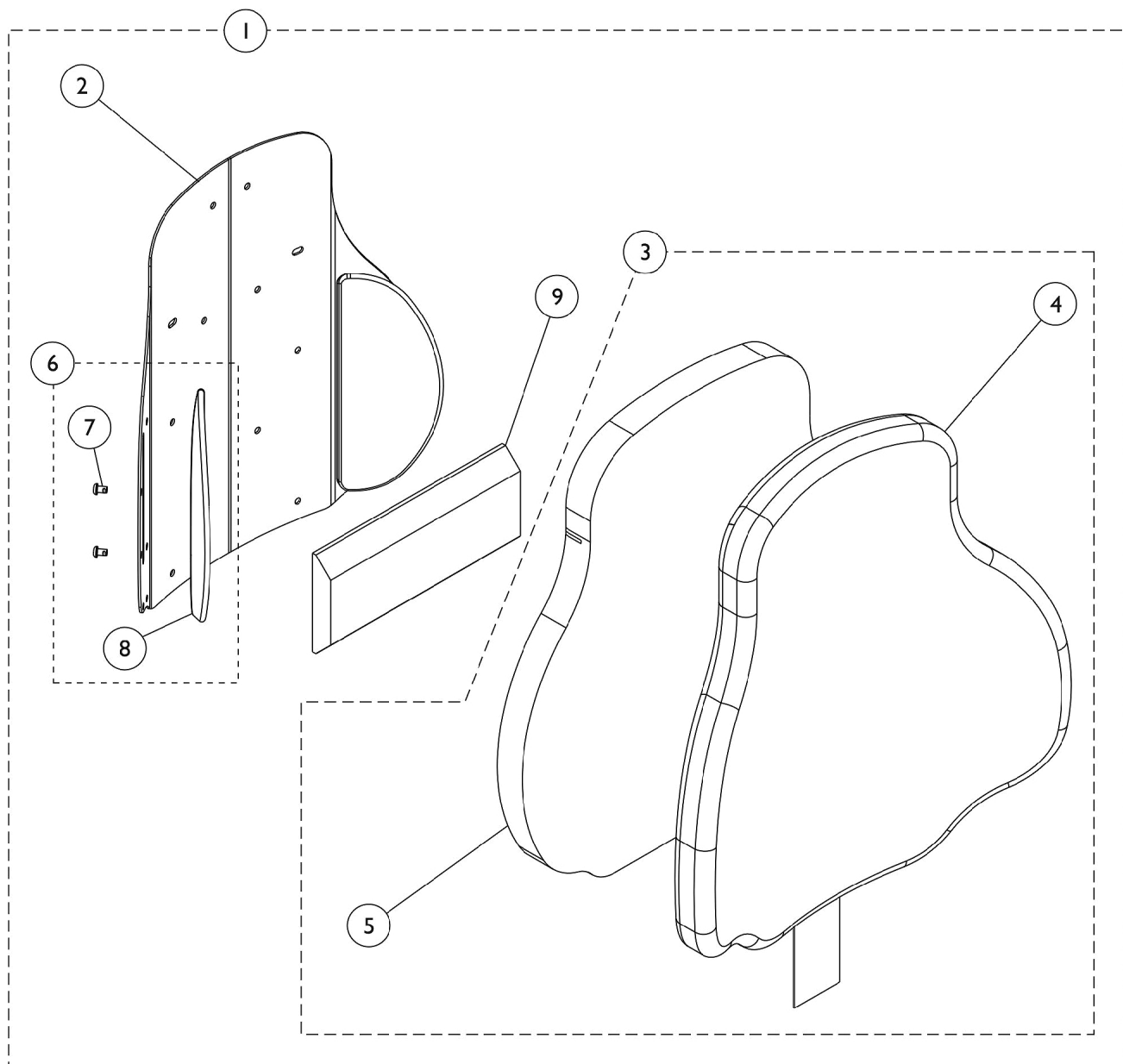
#2 Back Pan with Vinyl Edge Trim 16", 18", 20" Wide

Overall Back Height	Material Back Height	16" Wide	18" Wide	20" Wide
25"	20"	1131405-NLA	1131406-NLA	1131407-NLA
29"	24"	1131410-NLA	1122454-NLA	1122453-NLA

#3 Back Cushion Assembly 16", 18", 20" Wide

Overall Back Height	Material Back Height	16" Wide	18" Wide	20" Wide
25"	20"	1132820-NLA	1132821-NLA	1132822-NLA
29"	24"	1132817-NLA	1125641-NLA	1125642-NLA

Curve Contoura Back w/o Mounting Hardware - After 5/14/09



Curve Contoura Back w/o Mounting Hardware - After 5/14/09

Item Number	Note	Part Number	Description	Quantity Per	
				Package	Assembly
1	A	See Chart	#1 Curved Contoura Back Kit	1	1
1	A	See Chart	#1 Mesh Curved Contoura Back Kit (CTBMSH)	1	1
3	B	See Chart	#3 Curve Contoura Back Cushion Assembly	1	1
3	B	See Chart	#3 Mesh Curve Contoura Back Cushion Assembly (CTBMSH)	1	1
6	C	1166151	Kit, Lateral Support, Contoura Back (22" H) (Pair)	1	1
			Screw, Socket, Button (1/4-20 x 3/8")	1	4
			Support, Lateral (22" H)	1	2
6	C	1163130-NLA	NLA - Kit, Lateral Support, Contoura Back (25" H) (Pair)	1	1
7			Screw, Socket, Button (1/4-20 x 3/8")	1	4
8			Support, Lateral (25" H)	1	2
6	C	1163131-NLA	NLA - Kit, Lateral Support, Contoura Back (28" H) (Pair)	1	1
7			Screw, Socket, Button (1/4-20 x 3/8")	1	4
8			Support, Lateral (28" H)	1	2
9		1084410-NLA	NLA - Support, Lumbar - Large	1	1
NOTE: A - Includes Items 2 thru 9. B - Includes Items 4 and 5. Back Cover and Foam are sold as a Back Cushion Assembly only. C - Included Items 7 and 8.					
Item #2 is a non-saleable part. Refer to item #1 Kit when ordering.					

#1 Curved Contoura Back Kit

Overall Back Height	Material Back Height	16" Wide	18" Wide	20" Wide
22" High	17" High	1165846 See Note(s) A	1165847 See Note(s) A	1165848 See Note(s) A
25" High	20" high	1161480 See Note(s) A	1161482 See Note(s) A	1161484 See Note(s) A
28" High	23" High	1161481 See Note(s) A	1161483 See Note(s) A	1161485 See Note(s) A
NOTE: A - Includes items 2-9 Overall Back Height includes the spacing gap dimension from the bottom of the Back Assembly to the Seat Pan				

#1 Mesh Curved Contoura Back Kit (CTBMSH)

Overall Back Height	Material Back Height	16" Wide	18" Wide	20" Wide
---------------------	----------------------	----------	----------	----------

Curve Contoura Back w/o Mounting Hardware - After 5/14/09

#1 Mesh Curved Contoura Back Kit (CTBMSH)

Overall Back Height	Material Back Height	16" Wide	18" Wide	20" Wide
22" High	17" High	1165837 See Note(s) A	1165842 See Note(s) A	1165843 See Note(s) A
25" High	20" High	1164235 See Note(s) A	1164237 See Note(s) A	1164239 See Note(s) A
28" High	23" High	1164236 See Note(s) A	1164238 See Note(s) A	1164240 See Note(s) A
NOTE: A - Includes items 2-9 Overall Back Height includes the spacing gap dimension from the bottom of the Back Assembly to the Seat Pan				

Curve Contoura Back w/o Mounting Hardware - After 5/14/09

#3 Curve Contoura Back Cushion Assembly

Overall Back Height	Material Back Height	16" Wide	18" Wide	20" Wide
22" High	17" High	1166146 See Note(s) B	1166147 See Note(s) B	1166148 See Note(s) B
25" High	20" High	1163248-NLA See Note(s) B	1163250 See Note(s) B	1163252 See Note(s) B
28" High	23" High	1163249-NLA See Note(s) B	1163251 See Note(s) B	1163253 See Note(s) B

NOTE: B - Includes items 4 and 5. Back Cover and Foam are sold as a Back Cushion Assembly only.

Overall Back Height includes the spacing gap dimension from the bottom of the Back Assembly to the Seat Pan

#3 Mesh Curve Contoura Back Cushion Assembly (CTBMSH)

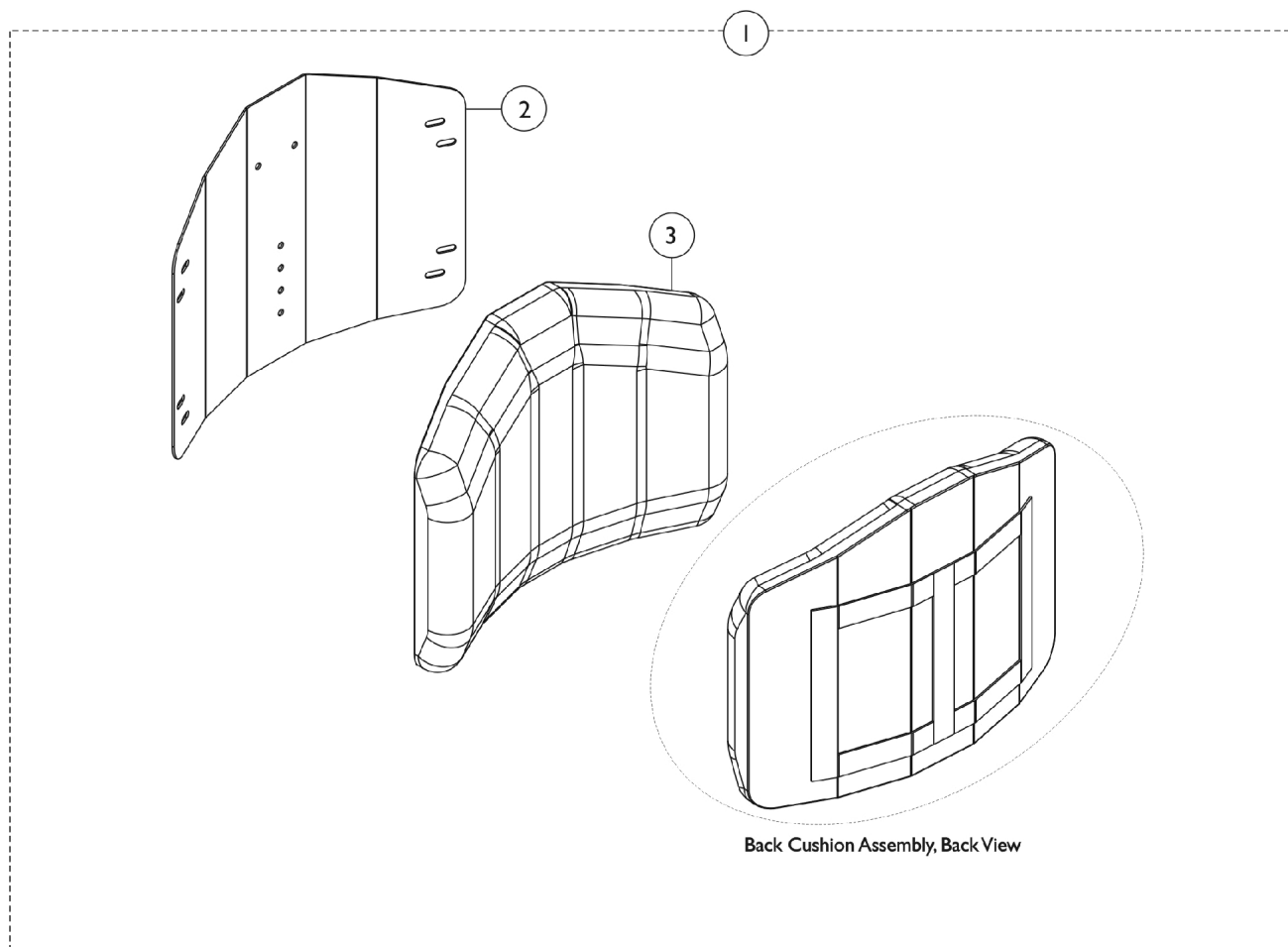
Overall Back Height	Material Back Height	16" Wide	18" Wide	20" Wide
22" High	17" High	1166141 See Note(s) B	1166142 See Note(s) B	1166143 See Note(s) B
25" High	20" High	1171642-NLA See Note(s) B	1171644-NLA See Note(s) B	1171646-NLA See Note(s) B
28" High	23" High	1171643-NLA See Note(s) B	1171645-NLA See Note(s) B	1171647-NLA See Note(s) B

NOTE: B - Includes items 4 and 5. Back Cover and Foam are sold as a Back Cushion Assembly only.

Overall Back Height includes the spacing gap dimension from the bottom of the Back Assembly to the Seat Pan

Conventional Back without Mounting Hardware (12"-15" Wide) - TDX SPREE

NOTE: Hook Fastener Adhesive Kit must be ordered when a Back Pan is requested. This will allow the Loop Fastener Adhesive on the Back Cover to attach properly.



Item Number	Note	Part Number	Description	Quantity Per	
				Package	Assembly
1		See Chart	#1 Back Assembly without Hardware	1	1
2		See Chart	#2 Back Pan without Hook Fastener Adhesive	1	1
3		See Chart	#3 Back Cushion Assembly with Hook & Loop Fastener Adhesive	1	1
5	A	1125723	Kit, Hook Fastener w/ Adhesive Back	1	1
NOTE: A - Hook Fastener Adhesive kit is used for 12"-15" wide Conventional Backs to attach the Back Cover to the Back Pan and must be ordered when a new Back Pan is requested.					

Conventional Back without Mounting Hardware (12"-15" Wide) - TDX SPREE

NOTE: Hook Fastener Adhesive Kit must be ordered when a Back Pan is requested. This will allow the Loop Fastener Adhesive on the Back Cover to attach properly.

#1 Back Assembly without Hardware

Overall Back Height	Material Back Height	12" Wide	13" Wide	14" Wide	15" Wide
16"	12"	1146269	1146274	1146279	1146284
17"	13"	1146270	1146275	1146280	1146285
18"	14"	1146271	1146276	1146281	1146286
19"	15"	1146272	1146277	1146282	1146287
20"	16"	1146273	1146278	1146283	1146288

#2 Back Pan without Hook Fastener Adhesive

Overall Back Height	Material Back Height	12" Wide	13" Wide	14" Wide	15" Wide
16"	12"	1148739	1148744	1148749	1148754
17"	13"	1148740	1148745	1148750	1148755
18"	14"	1148741	1148746	1148751	1148756
19"	15"	1148742	1148747	1148752	1148757
20"	16"	1148743	1148748	1148753	1148758

Conventional Back without Mounting Hardware (12"-15" Wide) - TDX SPREE

NOTE: Hook Fastener Adhesive Kit must be ordered when a Back Pan is requested. This will allow the Loop Fastener Adhesive on the Back Cover to attach properly.

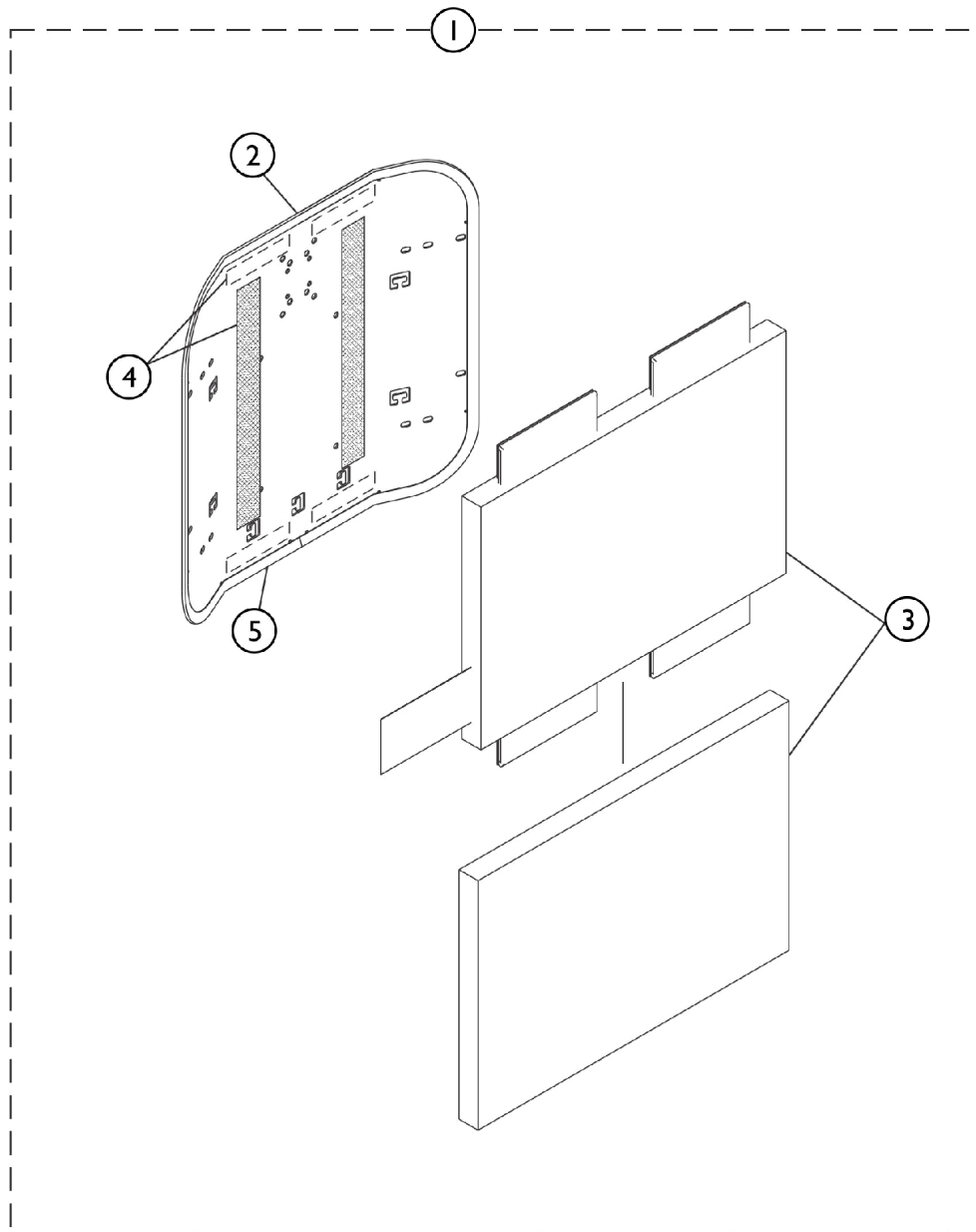
#3 Back Cushion Assembly with Hook & Loop Fastener Adhesive

Overall Back Height	Material Back Height	12" Wide	13" Wide	14" Wide	15" Wide
16"	12"	1148759	1148764	1148769	1148774
17"	13"	1148760	1148765	1148770	1148775
18"	14"	1148761	1148766	1148771	1148776
19"	15"	1148762	1148767	1148772	1148777
20"	16"	1148763	1148768	1148773	1148778
NOTE: Back Cover and Foam are sold as a Back Cushion Assembly only.					

Conventional Back without Mounting Hardware (16"-20" Wide) TDX SC & (16" Wide) TDX SPREE

Only the Back Assembly needs to be replaced when changing back heights.

NOTE: Hook Fastener w/ Adhesive Back Kit must be ordered when a Back Pan or Back Assembly is requested. This will allow the Loop Fastener w/ Adhesive on the Back Cover to attach properly.



SHEP_100A

Conventional Back without Mounting Hardware (16"-20" Wide) TDX SC & (16" Wide) TDX SPREE

Only the Back Assembly needs to be replaced when changing back heights.

NOTE: Hook Fastener w/ Adhesive Back Kit must be ordered when a Back Pan or Back Assembly is requested. This will allow the Loop Fastener w/ Adhesive on the Back Cover to attach properly.

Item Number	Note	Part Number	Description	Quantity Per	
				Package	Assembly
1		See Chart	#1 Back Assembly without Hardware	1	1
2		See Chart	#2 Back Pan with Vinyl Edge Trim	1	1
3		See Chart	#3 Back Cushion Assembly	1	1
4	A	1125723	Kit, Hook Fastener w/ Adhesive Back	1	1
5		1125724-NLA	NLA - Trim, Edge, Cut-To-Length, Vinyl Black (96" L)	1	1
NOTE: A - Hook Fastener w/ Adhesive Back Kit is used to attach the Back Cover to the Back Pan and must be ordered when a new Back Pan or Back Assembly is requested.					

#1 Back Assembly without Hardware

Overall Back Height	Material Back Height	16" Wide	17" Wide	18" Wide	19" Wide	20" Wide
20"	15"	1125564	1125565	1125566	1125567	1125568
21"	16"	1125573	1125574	1125575	1125576	1125577
22"	17"	1125582	1125583	1125584	1125585	1125586
23"	18"	1125591	1125592	1125593	1125594	1125595
24"	19"	1125600	1125601	1125602	1125603	1125604

#2 Back Pan with Vinyl Edge Trim

Overall Back Height	Material Back Height	16" Wide	17" Wide	18" Wide	19" Wide	20" Wide
20"	15"	1124578	1124585	1124592	1124599	1124606
21"	16"	1124579	1124586	1124593	1124600	1124607
22"	17"	1124580	1124587	1124594	1124601	1124608
23"	18"	1124581	1124588	1124595	1124602	1124609
24"	19"	1124582	1124589	1124596	1124603	1124610

Conventional Back without Mounting Hardware (16"-20" Wide) TDX SC & (16" Wide) TDX SPREE

Only the Back Assembly needs to be replaced when changing back heights.

NOTE: Hook Fastener w/ Adhesive Back Kit must be ordered when a Back Pan or Back Assembly is requested. This will allow the Loop Fastener w/ Adhesive on the Back Cover to attach properly.

#3 Back Cushion Assembly 16"-20" Wide

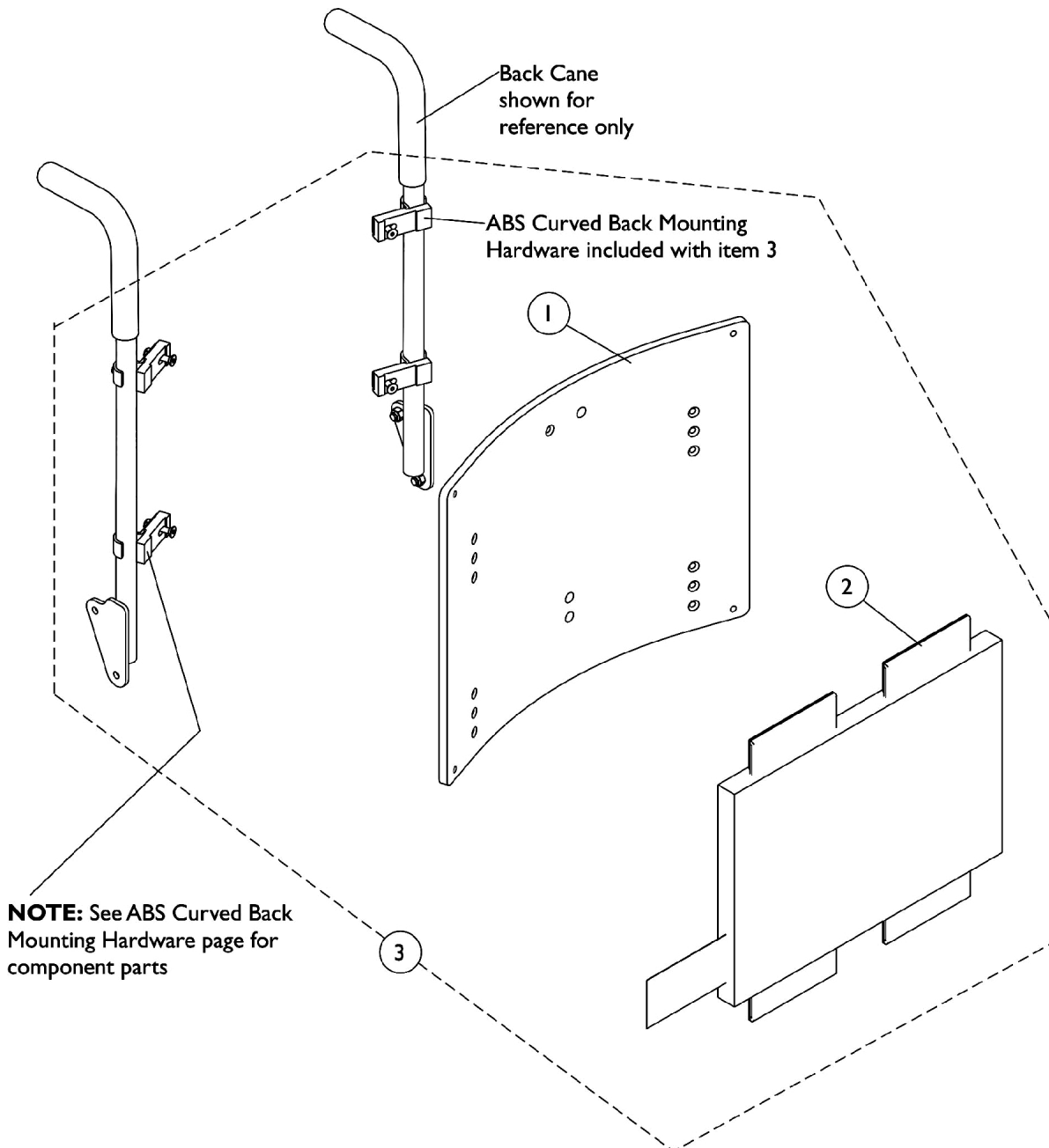
Overall Back Height	Material Back Height	16" Wide	17" Wide	18" Wide	19" Wide	20" Wide
20"	15"	1097397	1097398	1097399	1097400	1097401
21"	16"	1097404	1097405	1097406	1097407	1097408
22"	17"	1097411	1097412	1097413	1097414	1097415
23"	18"	1097418	1097419	1097420	1097421	1097422
24"	19"	1097425	1097426	1097427	1097428	1097429

Back cover and foam are sold as a back cushion assembly only. Chart reflects chair width and the actual back cushion width will be 1" wider than the chair width.

ABS Curved Back Assembly (16"-20" Wide) - TDX SC

NOTE: ABS Curved Back mounts only to back canes without a 10 degree bend.

NOTE: As of 8/15/08 the Curved Back material changed from ABS Plastic to Metal as inventory runs out. You must ask the customer if they have an ABS Plastic or the Metal Curved Back model when replacing components. All service replacement Back Assemblies with Hardware shipped will be metal. New Headrest Mounting Hardware is required when replacing an ABS Plastic Curved Back with a Metal Curved Back.



ABS Curved Back Assembly (16"-20" Wide) - TDX SC

NOTE: ABS Curved Back mounts only to back canes without a 10 degree bend.

NOTE: As of 8/15/08 the Curved Back material changed from ABS Plastic to Metal as inventory runs out. You must ask the customer if they have an ABS Plastic or the Metal Curved Back model when replacing components. All service replacement Back Assemblies with Hardware shipped will be metal. New Headrest Mounting Hardware is required when replacing an ABS Plastic Curved Back with a Metal Curved Back.

Item Number	Note	Part Number	Description	Quantity Per	
				Package	Assembly
1		See Chart	#1 Back Pan 16"-18"	1	1
1		See Chart	#1 Back Pan 19"-20"	1	1
2		See Chart	#2 Back Cushion Assembly 16"-18"	1	1
2		See Chart	#2 Back Cushion Assembly 19"-20"	1	1
3		See Chart	#3 Back Assembly with Hardware 16"-18"	1	1
3		See Chart	#3 Back Assembly with Hardware 19"-20"	1	1
	A	1125723	Kit, Hook Fastener w/ Adhesive Back	1	1

NOTE: A - Not Shown. Hook Fastener w/Adhesive Back Kit is used to attach the Back Cover to the Back Pan and must be ordered when a new Back Pan or Back Assembly is requested.

#1 Back Pan - 16" W to 18" W

Overall Back Height	Material Back Height	16" Wide	17" Wide	18" Wide
16"	12"	1086021-NLA See Note(s) A	1086022-NLA See Note(s) A	1086023-NLA See Note(s) A
17"	13"	1086028-NLA See Note(s) A	1086029-NLA See Note(s) A	1086030-NLA See Note(s) A
18"	14"	1086035-NLA See Note(s) A	1086036-NLA See Note(s) A	1086037-NLA See Note(s) A
19"	15"	1086042-NLA See Note(s) A	1086043-NLA See Note(s) A	1086044-NLA See Note(s) A
20"	16"	1086049-NLA See Note(s) A	1086050-NLA See Note(s) A	1086051-NLA See Note(s) A
21"	17"	1086056-NLA See Note(s) A	1086057-NLA See Note(s) A	1086058-NLA See Note(s) A
22"	18"	1086063-NLA See Note(s) A	1086064-NLA See Note(s) A	1086065-NLA See Note(s) A
23"	19"	1086070-NLA See Note(s) A	1086071-NLA See Note(s) A	1086072-NLA See Note(s) A
24"	20"	1086077-NLA See Note(s) A	1086078-NLA See Note(s) A	1086079-NLA See Note(s) A

NOTE: A - Part Number is No Longer Available. Use the Metal Curve Back Assembly w/ Hardware as a replacement. See Category page titled "Backs - Metal Curved Assembly" for part numbers. Match the wheelchair width by the material back height when ordering.

NOTE: Hook Fastener w/ Adhesive Back Kit must be ordered when a Back Pan or Back Assembly is requested. This will allow the Loop Fastener w/ Adhesive on the Back Cover to attach properly.

ABS Curved Back Assembly (16"-20" Wide) - TDX SC

NOTE: ABS Curved Back mounts only to back canes without a 10 degree bend.

NOTE: As of 8/15/08 the Curved Back material changed from ABS Plastic to Metal as inventory runs out. You must ask the customer if they have an ABS Plastic or the Metal Curved Back model when replacing components. All service replacement Back Assemblies with Hardware shipped will be metal. New Headrest Mounting Hardware is required when replacing an ABS Plastic Curved Back with a Metal Curved Back.

#1 Back Pan - 19" W to 20" W

Overall Back Height	Material Back Height	19" Wide	20" Wide
16"	12"	1086024-NLA See Note(s) A	1086025-NLA See Note(s) A
17"	13"	1086031-NLA See Note(s) A	1086032-NLA See Note(s) A
18"	14"	1086038-NLA See Note(s) A	1086039-NLA See Note(s) A
19"	15"	1086045-NLA See Note(s) A	1086046-NLA See Note(s) A
20"	16"	1086052-NLA See Note(s) A	1086053-NLA See Note(s) A
21"	17"	1086059-NLA See Note(s) A	1086060-NLA See Note(s) A
22"	18"	1086066-NLA See Note(s) A	1086067-NLA See Note(s) A
23"	19"	1086073-NLA See Note(s) A	1086074-NLA See Note(s) A
24"	20"	1086080-NLA See Note(s) A	1086081-NLA See Note(s) A
NOTE: A - Part Number is No Longer Available. See Category page titled "Backs - Metal Curved Assembly" and use the item "Back Assembly w/ Hardware" to find replacement part numbers. Match the wheelchair width by the material back height when ordering.			
NOTE: Hook Fastener w/ Adhesive Back Kit must be ordered when a Back Pan or Back Assembly is requested. This will allow the Loop Fastener w/ Adhesive on the Back Cover to attach properly.			

ABS Curved Back Assembly (16"-20" Wide) - TDX SC

NOTE: ABS Curved Back mounts only to back canes without a 10 degree bend.

NOTE: As of 8/15/08 the Curved Back material changed from ABS Plastic to Metal as inventory runs out. You must ask the customer if they have an ABS Plastic or the Metal Curved Back model when replacing components. All service replacement Back Assemblies with Hardware shipped will be metal. New Headrest Mounting Hardware is required when replacing an ABS Plastic Curved Back with a Metal Curved Back.

#2 Back Cushion Assembly - 16" W to 18" W

Overall Back Height	Material Back Height	16" Wide	17" Wide	18" Wide
16"	12"	1097375-NLA	1097376-NLA	1097377
17"	13"	1097382-NLA	1097383-NLA	1097384-NLA
18"	14"	1097389	1097390-NLA	1097391
19"	15"	1097396	1097397	1097398
20"	16"	1097403	1097404	1097405
21"	17"	1097410	1097411	1097412
22"	18"	1097417	1097418	1097419
23"	19"	1097424	1097425	1097426
24"	20"	1097431	1097432	1097433

NOTE: Back cover and foam are sold as a Back Cushion Assembly only.

#2 Back Cushion Assembly - 19" W to 20" W

Overall Back Height	Material Back Height	19" Wide	20" Wide
16"	12"	1097378-NLA	1097379-NLA
17"	13"	1097385-NLA	1097386-NLA
18"	14"	1097392	1097393
19"	15"	1097399	1097400
20"	16"	1097406	1097407
21"	17"	1097413	1097414
22"	18"	1097420	1097421
23"	19"	1097427	1097428
24"	20"	1097434	1097435

NOTE: Back cover and foam are sold as a Back Cushion Assembly only.

ABS Curved Back Assembly (16"-20" Wide) - TDX SC

NOTE: ABS Curved Back mounts only to back canes without a 10 degree bend.

NOTE: As of 8/15/08 the Curved Back material changed from ABS Plastic to Metal as inventory runs out. You must ask the customer if they have an ABS Plastic or the Metal Curved Back model when replacing components. All service replacement Back Assemblies with Hardware shipped will be metal. New Headrest Mounting Hardware is required when replacing an ABS Plastic Curved Back with a Metal Curved Back.

#3 Back Assembly with Hardware - 16" W to 18" W

Overall Back Height	Material Back Height ABS Plastic Curved	Material Back Height Metal Curved	16" Wide	17" Wide	18" Wide
16"	12"	11"	1106973-NLA	1106983	1106993
17"	13"	12"	1106974	1106984	1106994
18"	14"	13"	1106975	1106985	1106995
19"	15"	14"	1106976	1106986	1106996
20"	16"	15"	1106977	1106987	1106997
21"	17"	16"	1106978	1106988	1106998
22"	18"	17"	1106979	1106989	1106999
23"	19"	18"	1106980	1106990	1107000
24"	20"	19"	1106981	1106991	1107001

NOTE: Hook Fastener w/ Adhesive Back Kit must be ordered when a Back Pan or Back Assembly is requested. This will allow the Loop Fastener w/ Adhesive on the Back Cover to attach properly.

ABS Curved Back Assembly (16"-20" Wide) - TDX SC

NOTE: ABS Curved Back mounts only to back canes without a 10 degree bend.

NOTE: As of 8/15/08 the Curved Back material changed from ABS Plastic to Metal as inventory runs out. You must ask the customer if they have an ABS Plastic or the Metal Curved Back model when replacing components. All service replacement Back Assemblies with Hardware shipped will be metal. New Headrest Mounting Hardware is required when replacing an ABS Plastic Curved Back with a Metal Curved Back.

#3 Back Assembly with Hardware - 19" W to 20" W

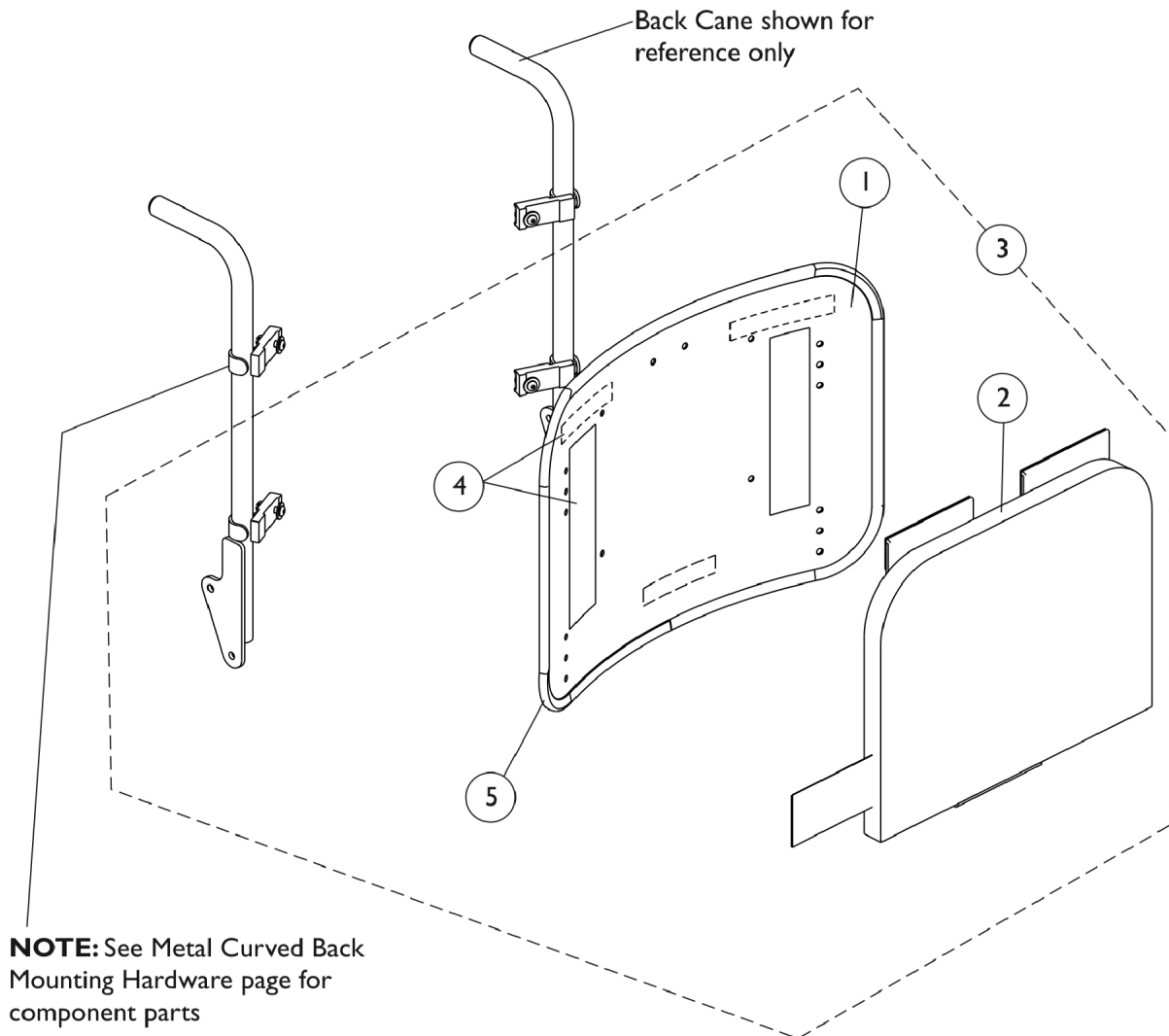
Overall Back Height	Material Back Height ABS Plastic Curved	Material Back Height Metal Curved	19" Wide	20" Wide
16"	12"	11"	1107003	1107013
17"	13"	12"	1107004	1107014
18"	14"	13"	1107005	1107015
19"	15"	14"	1107006	1107016
20"	16"	15"	1107007	1107017
21"	17"	16"	1107008	1107018
22"	18"	17"	1107009	1107019
23"	19"	18"	1107010	1107020
24"	20"	19"	1107011	1107021

NOTE: Hook Fastener w/ Adhesive Back Kit must be ordered when a Back Pan or Back Assembly is requested. This will allow the Loop Fastener w/ Adhesive on the Back Cover to attach properly.

Metal Curved Back Assembly (16"-20" Wide) - TDX SC

NOTE: Curved Back mounts only to back canes without a 10 degree bend.

NOTE: As of 8/15/08 the Curved Back material changed from ABS Plastic to Metal as inventory runs out. You must ask the customer if they have an ABS Plastic or the Metal Curved Back model when replacing components. All service replacement Back Assemblies with Hardware shipped will be metal. New Headrest Mounting Hardware is required when replacing an ABS Curved Back with a Metal Curved Back.



Metal Curved Back Assembly (16"-20" Wide) - TDX SC

NOTE: Curved Back mounts only to back canes without a 10 degree bend.

NOTE: As of 8/15/08 the Curved Back material changed from ABS Plastic to Metal as inventory runs out. You must ask the customer if they have an ABS Plastic or the Metal Curved Back model when replacing components. All service replacement Back Assemblies with Hardware shipped will be metal. New Headrest Mounting Hardware is required when replacing an ABS Curved Back with a Metal Curved Back.

Item Number	Note	Part Number	Description	Quantity Per	
				Package	Assembly
1		See Chart	#1 Back Pan w/ Vinyl Edge Trim 16"-18" Wide	1	1
1		See Chart	#1 Back Pan w/ Vinyl Edge Trim 19"-20" Wide	1	1
2		See Chart	#2 Back Cushion Assembly 16"-18" Wide	1	1
2		See Chart	#2 Back Cushion Assembly 19"-20" Wide	1	1
3		See Chart	#3 Back Assembly with Hardware 16"-18" Wide	1	1
3		See Chart	#3 Back Assembly with Hardware 19"-20" Wide	1	1
4	A	1125723	Kit, Hook Fastener w/ Adhesive Back	1	1
5		1125724-NLA	NLA - Trim, Edge, Cut-To-Length, Vinyl Black (96" L)	1	1

NOTE: A - Hook Fastener Adhesive Kit is used to attach the Back Cover to the Back Pan and must be ordered when a new Back Pan or Back Assembly is requested.

#1 Back Pan w/ Vinyl Edge Trim - 16"-18" Wide

Overall Back Height	Material Back Height	16" Wide	17" Wide	18" Wide
16"	11"	1157826	1157837	1157848
17"	12"	1157827	1157838	1157849
18"	13"	1157828	1157839	1157850
19"	14"	1157829	1157840	1157851
20"	15"	1157830	1157841	1157852
21"	16"	1157831	1157842	1157853
22"	17"	1157832	1157843	1157854
23"	18"	1157833	1157844	1157855
24"	19"	1157834	1157845	1157856
25"	20"	1157835	1157846	1157857
26"	21"	1157836	1157847	1157858

NOTE: Hook Fastener Adhesive Kit must be ordered when a Back Pan or Back Assembly is requested. This will allow the Loop Fastener Adhesive on the Back Cover to attach properly.

Metal Curved Back Assembly (16"-20" Wide) - TDX SC

NOTE: Curved Back mounts only to back canes without a 10 degree bend.

NOTE: As of 8/15/08 the Curved Back material changed from ABS Plastic to Metal as inventory runs out. You must ask the customer if they have an ABS Plastic or the Metal Curved Back model when replacing components. All service replacement Back Assemblies with Hardware shipped will be metal. New Headrest Mounting Hardware is required when replacing an ABS Curved Back with a Metal Curved Back.

#1 Back Pan w/ Vinyl Edge Trim - 19"-20" Wide

Overall Back Height	Material Back Height	19" Wide	20" Wide
16"	11"	1157859	1157870
17"	12"	1157860	1157871
18"	13"	1157861	1157872
19"	14"	1157862	1157873
20"	15"	1157863	1157874
21"	16"	1157864	1157875
22"	17"	1157865	1157876
23"	18"	1157866	1157877
24"	19"	1157867	1157878
25"	20"	1157868	1157879
26"	21"	1157869	1157880

NOTE: Hook Fastener Adhesive Kit must be ordered when a Back Pan or Back Assembly is requested. This will allow the Loop Fastener Adhesive on the Back Cover to attach properly.

Metal Curved Back Assembly (16"-20" Wide) - TDX SC

NOTE: Curved Back mounts only to back canes without a 10 degree bend.

NOTE: As of 8/15/08 the Curved Back material changed from ABS Plastic to Metal as inventory runs out. You must ask the customer if they have an ABS Plastic or the Metal Curved Back model when replacing components. All service replacement Back Assemblies with Hardware shipped will be metal. New Headrest Mounting Hardware is required when replacing an ABS Curved Back with a Metal Curved Back.

#2 Back Cushion Assembly - 16"-18" Wide

Overall Back Height	Material Back Height	16" Wide	17" Wide	18" Wide
16"	12-1/2"	1160207	1160218	1160229
17"	13-1/2"	1160208	1160219	1160230
18"	14-1/2"	1160209	1160220	1160231
19"	15-1/2"	1160210	1160221	1160232
20"	16-1/2"	1160211	1160222	1160233
21"	17-1/2"	1160212	1160223	1160234
22"	18-1/2"	1160213	1160224	1160235
23"	19-1/2"	1160214	1160225	1160236
24"	20-1/2"	1160215	1160226	1160237
25"	21-1/2"	1160216	1160227	1160238
26"	22-1/2"	1160217	1160228	1160239

NOTE: Back cover and foam are sold as a Back Cushion Assembly only.

Metal Curved Back Assembly (16"-20" Wide) - TDX SC

NOTE: Curved Back mounts only to back canes without a 10 degree bend.

NOTE: As of 8/15/08 the Curved Back material changed from ABS Plastic to Metal as inventory runs out. You must ask the customer if they have an ABS Plastic or the Metal Curved Back model when replacing components. All service replacement Back Assemblies with Hardware shipped will be metal. New Headrest Mounting Hardware is required when replacing an ABS Curved Back with a Metal Curved Back.

#2 Back Cushion Assembly - 19"-20" Wide

Overall Back Height	Material Back Height	19" Wide	20" Wide
16"	12-1/2"	1097378-NLA	1097379-NLA
17"	13-1/2"	1097385-NLA	1097386-NLA
18"	14-1/2"	1097392	1097393
19"	15-1/2"	1097399	1097400
20"	16-1/2"	1097406	1097407
21"	17-1/2"	1097413	1097414
22"	18-1/2"	1097420	1097421
23"	19-1/2"	1097427	1097428
24"	20-1/2"	1097434	1097435
25"	21-1/2"	1160249	1160260
26"	22-1/2"	1160250	1160261

NOTE: Back cover and foam are sold as a Back Cushion Assembly only.

Metal Curved Back Assembly (16"-20" Wide) - TDX SC

NOTE: Curved Back mounts only to back canes without a 10 degree bend.

NOTE: As of 8/15/08 the Curved Back material changed from ABS Plastic to Metal as inventory runs out. You must ask the customer if they have an ABS Plastic or the Metal Curved Back model when replacing components. All service replacement Back Assemblies with Hardware shipped will be metal. New Headrest Mounting Hardware is required when replacing an ABS Curved Back with a Metal Curved Back.

#3 Back Assembly with Hardware - 16"-18" Wide

Overall Back Height	Material Back Height ABS Plastic Curved	Material Back Height Metal Curved	16" Wide	17" Wide	18" Wide
16"	12"	11"	1106973-NLA	1106983	1106993
17"	13"	12"	1106974	1106984	1106994
18"	14"	13"	1106975	1106985	1106995
19"	15"	14"	1106976	1106986	1106996
20"	16"	15"	1106977	1106987	1106997
21"	17"	16"	1106978	1106988	1106998
22"	18"	17"	1106979	1106989	1106999
23"	19"	18"	1106980	1106990	1107000
24"	20"	19"	1106981	1106991	1107001
25"	21"	20"	1160306	1160308	1160310
26"	22"	21"	1160307	1160309	1160311

NOTE: Hook Fastener Adhesive Kit must be ordered when a Back Pan or Back Assembly is requested. This will allow the Loop Fastener Adhesive on the Back Cover to attach properly.

NOTE: When ordering Metal Curved Back assemblies to replace ABS Back Pans, match the wheelchair width by the material back height to determine the correct part number to order.

Metal Curved Back Assembly (16"-20" Wide) - TDX SC

NOTE: Curved Back mounts only to back canes without a 10 degree bend.

NOTE: As of 8/15/08 the Curved Back material changed from ABS Plastic to Metal as inventory runs out. You must ask the customer if they have an ABS Plastic or the Metal Curved Back model when replacing components. All service replacement Back Assemblies with Hardware shipped will be metal. New Headrest Mounting Hardware is required when replacing an ABS Curved Back with a Metal Curved Back.

#3 Back Assembly with Hardware - 19"-20" Wide

Overall Back Height	Material Back Height ABS Plastic Curved	Material Back Height Metal Curved	19" Wide	20" Wide
16"	12"	11"	1107003	1107013
17"	13"	12"	1107004	1107014
18"	14"	13"	1107005	1107015
19"	15"	14"	1107006	1107016
20"	16"	15"	1107007	1107017
21"	17"	16"	1107008	1107018
22"	18"	17"	1107009	1107019
23"	19"	18"	1107010	1107020
24"	20"	19"	1107011	1107021
25"	21"	20"	1160312	1160314
26"	22"	21"	1160313	1160315

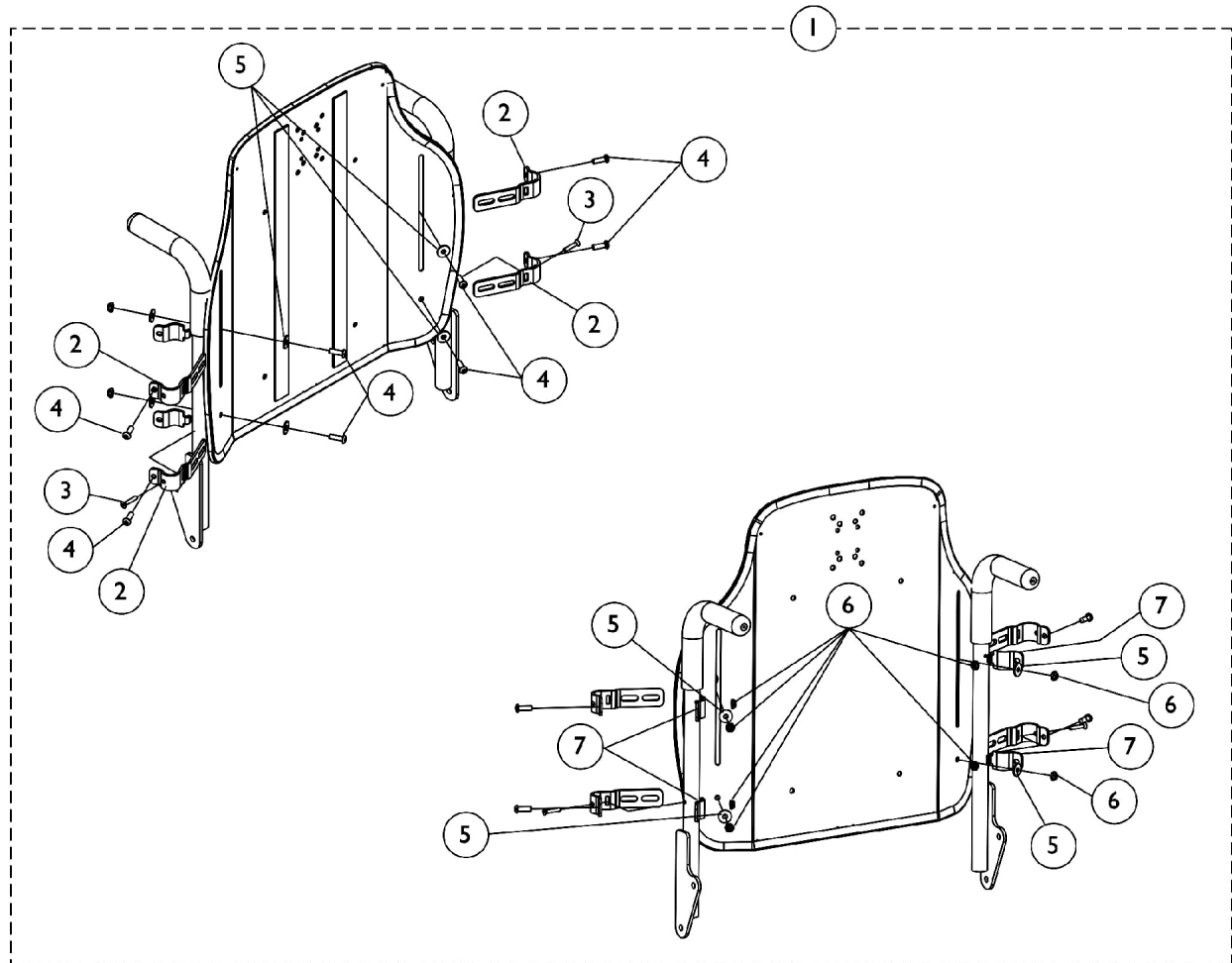
NOTE: Hook Fastener Adhesive Kit must be ordered when a Back Pan or Back Assembly is requested. This will allow the Loop Fastener Adhesive on the Back Cover to attach properly.

NOTE: Hook Fastener Adhesive Kit must be ordered when a Back Pan or Back Assembly is requested. This will allow the Loop Fastener Adhesive on the Back Cover to attach properly.

NOTE: When ordering Metal Curved Back assemblies to replace ABS Back Pans, match the wheelchair width by the material back height to determine the correct part number to order.

Contoura Back Mounting Hardware

TDX SC - Before 5/15/09

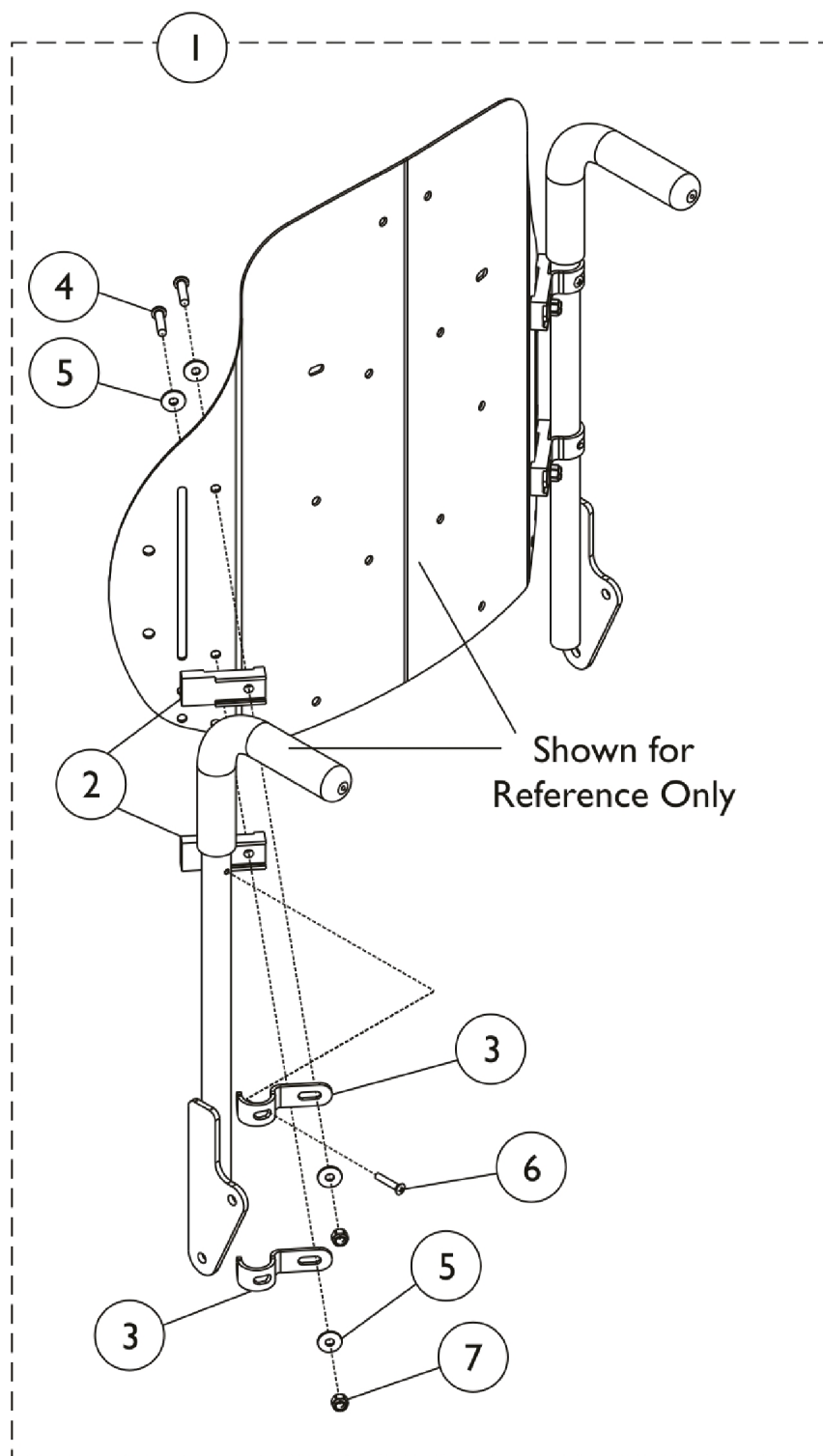


Contoura Back Mounting Hardware

TDX SC - Before 5/15/09

Item Number	Note	Part Number	Description	Quantity Per	
				Package	Assembly
1	A	1140945	Kit, Contoura Back Mounting Hdwr. - Round Canes	1	1
2			Bracket, Back Mounting, Front, Black	1	4
3			NLA - Screw, Phillips Oval Head (#10-16 x 7/8")	1	2
4			Screw, Socket Button (1/4-20 x 3/4")	1	8
5			Washer (1/4 x 23/32 x 1/16")	1	8
6			Locknut (1/4-20)	1	8
7			Bracket, Back Mounting, Rear, Black	1	4
NOTE: A - Includes items 2-7					

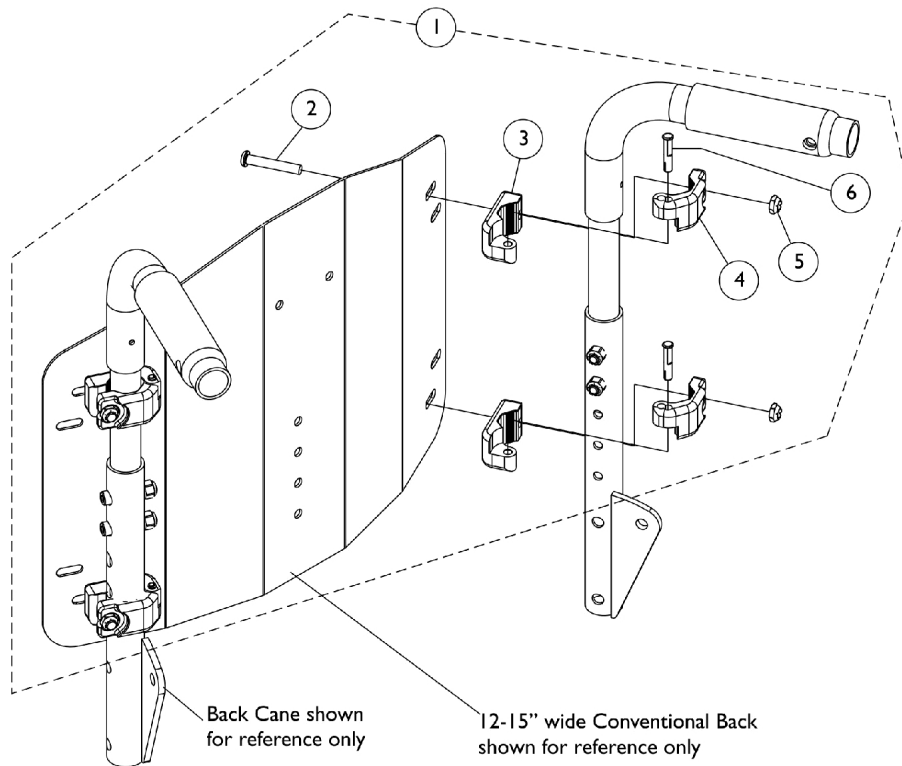
Curve Contoura Mounting Back Hardware - TDX SC (After 5/14/09)



Curve Contoura Mounting Back Hardware - TDX SC (After 5/14/09)

Item Number	Note	Part Number	Description	Quantity Per	
				Package	Assembly
1	A	1157925	Kit, Metal Curved and Curve Contoura Back Mounting Hardware	1	1
2			Spacer, Back Pan, Black	1	4
3			Hook, Back Assembly Mounting	1	4
4			Screw, Socket Button Head (1/4-20 x 1")	1	4
5			Washer (1/4 x 23/32 x 1/16")	1	8
6			NLA - Screw, Phillips Oval Head (#10-16 x 7/8")	1	2
7			Locknut (1/4-20)	1	4
NOTE: A - Includes Items 2 thru 7.					

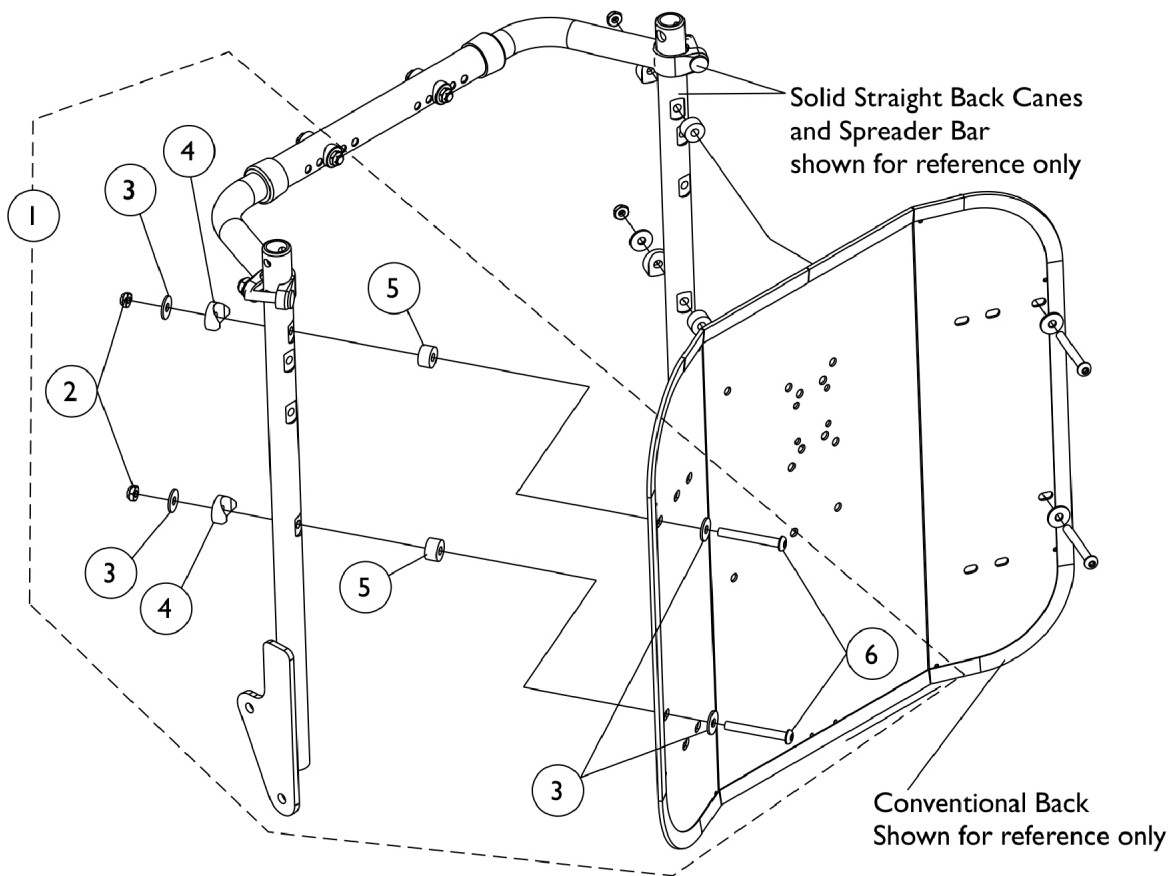
Conventional Back Mounting Hardware (12"-15" Wide) - TDX SPREE



Item Number	Note	Part Number	Description	Quantity Per	
				Package	Assembly
1	A	1148440	Kit, Conventional Back Mounting Hardware (12"-15" Wide)	1	1
2			Screw, Socket Button Head (1/4-20 x 1-1/2")	1	4
3			NLA - Clamp, Inner	1	4
4			NLA - Clamp, Outer	1	4
5			Locknut (1/4-20)	1	4
6			NLA - Pin, Hinge	1	4
NOTE: A - Includes items 2-6					

Conventional Back Mounting Hardware

(16"-20" Wide) TDX SC & (16" Wide) TDX SPREE

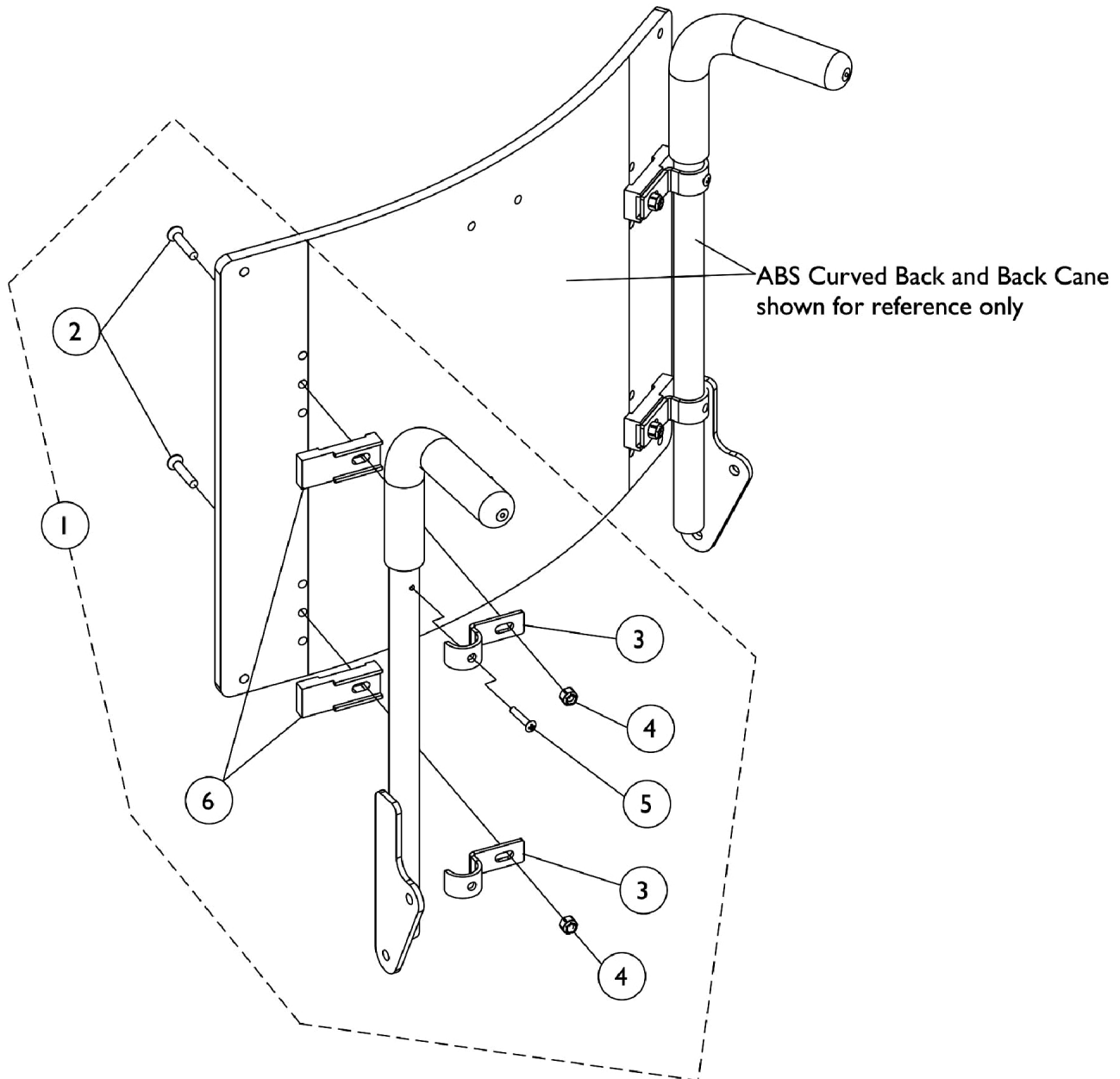


Conventional Back Mounting Hardware (16"-20" Wide) TDX SC & (16" Wide) TDX SPREE

Item Number	Note	Part Number	Description	Quantity Per	
				Package	Assembly
1	A	1125757-NLA	NLA - Kit, Back Mounting Hardware For Conventional Tilt	1	1
2			Locknut (1/4-20)	1	4
3			Washer (1/4 x 23/32 x 1/16")	1	8
4			NLA - Spacer, Coved (1/4 x 7/8 x 7/16")	1	4
5			NLA - Spacer (1/4 x 5/8 x 3/8")	1	4
6			NLA - Screw, Socket Button Head (1/4-20 x 2")	1	4
NOTE: A - Includes items 2-6					

ABS Curved Back Mounting Hardware

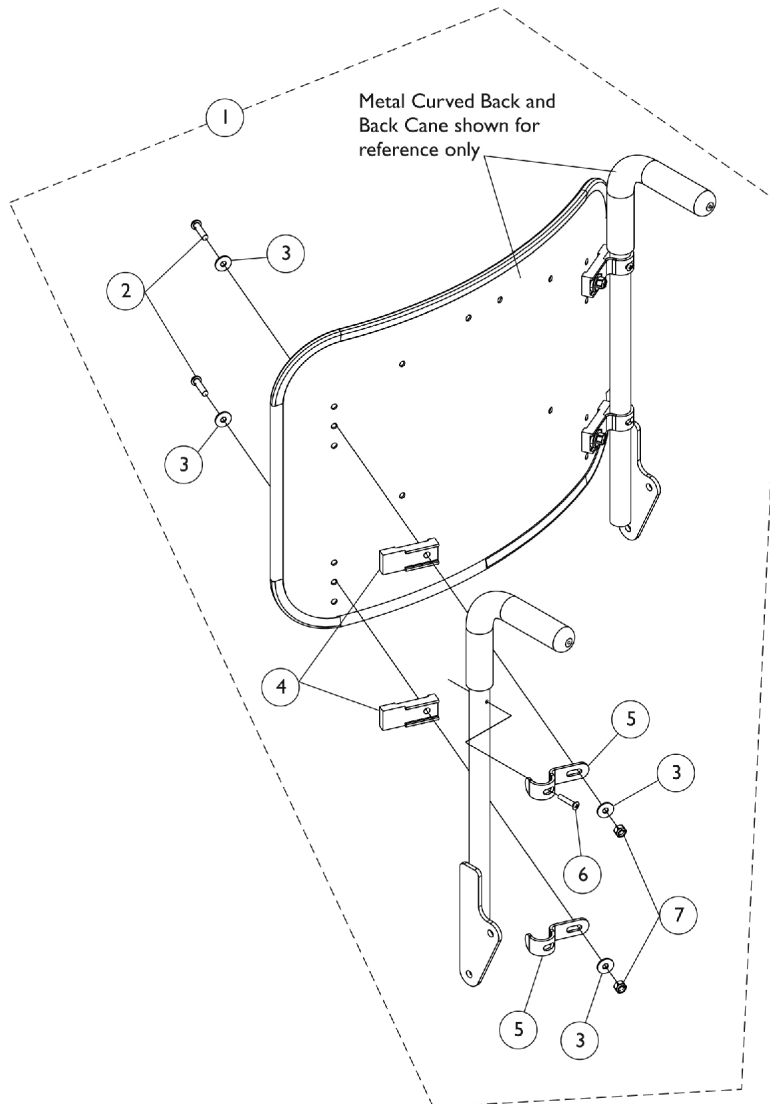
TDX SC



ABS Curved Back Mounting Hardware TDX SC

Item Number	Note	Part Number	Description	Quantity Per	
				Package	Assembly
1	A	1106395-NLA	NLA - Kit, ABS Curved Back Mounting Hardware	1	1
2			NLA - Screw, Socket Flat Head (1/4-20 x 1-1/4")	1	4
3			Hook, Back Assembly Mounting	1	4
4			Locknut (1/4-20)	1	4
5			NLA - Screw, Phillips Oval Head (#10-16 x 7/8")	1	2
6			NLA - Spacer, Back Pan, Black	1	4
NOTE: A - Includes items 2-6					

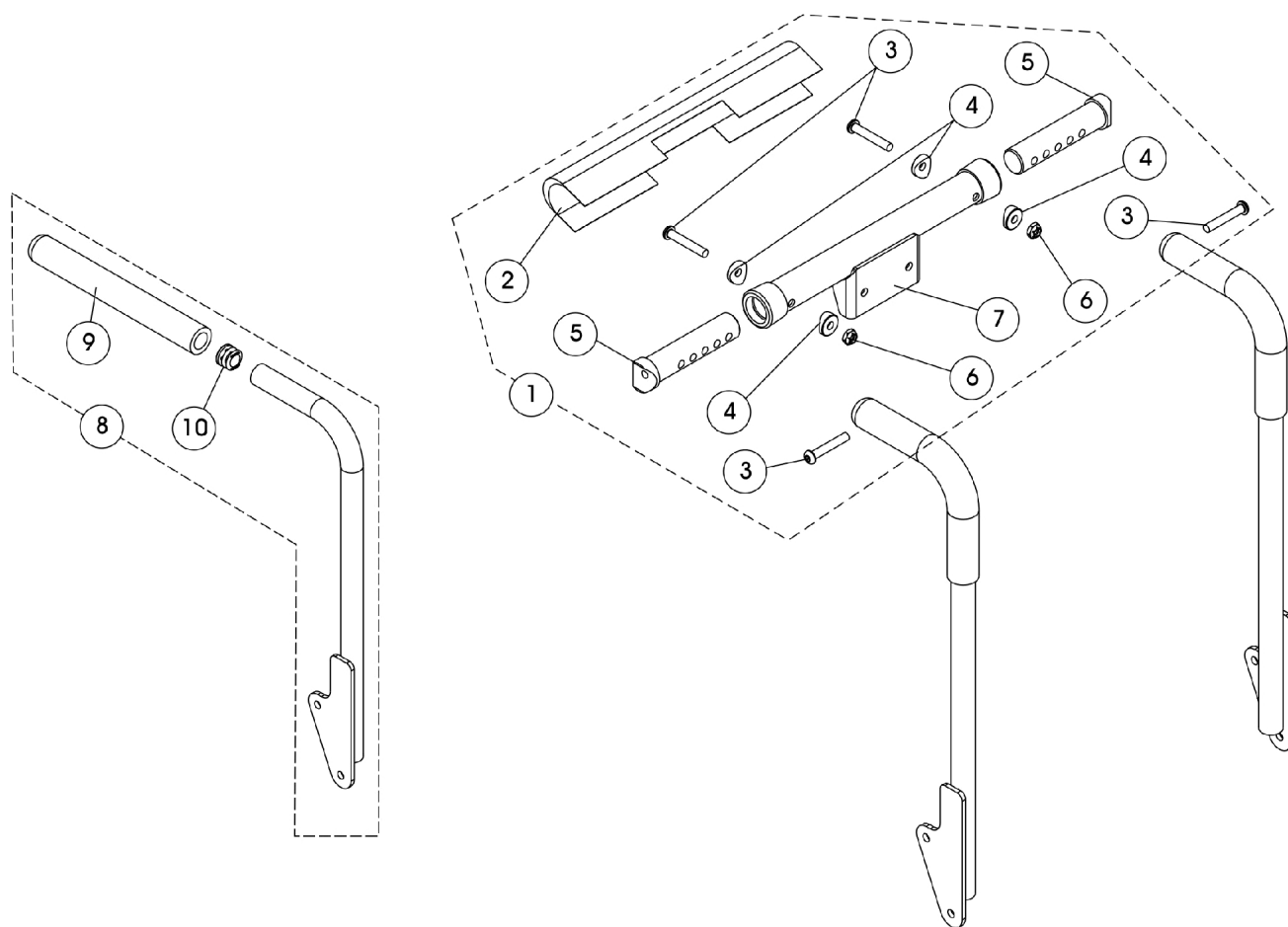
Metal Curved Back Mounting Hardware (16"-20" Wide) - TDX SC



Item Number	Note	Part Number	Description	Quantity Per	
				Package	Assembly
1	A	1157925	Kit, Metal Curved and Curve Contoura Back Mounting Hardware	1	1
2			Spacer, Back Pan, Black	1	4
3			Hook, Back Assembly Mounting	1	4
4			Screw, Socket Button Head (1/4-20 x 1")	1	4
5			Washer (1/4 x 23/32 x 1/16")	1	8
6			NLA - Screw, Phillips Oval Head (#10-16 x 7/8")	1	2
7			Locknut (1/4-20)	1	4
NOTE: A - Includes items 2-7					

Back Cane, Spreader Bar and Push Handle Assembly (12"-16" Wide) BPO Option - TDX SPREE

NOTE: 14"-16" wide TDX SPREE with BPO will use the Double Spreader Bar assembly



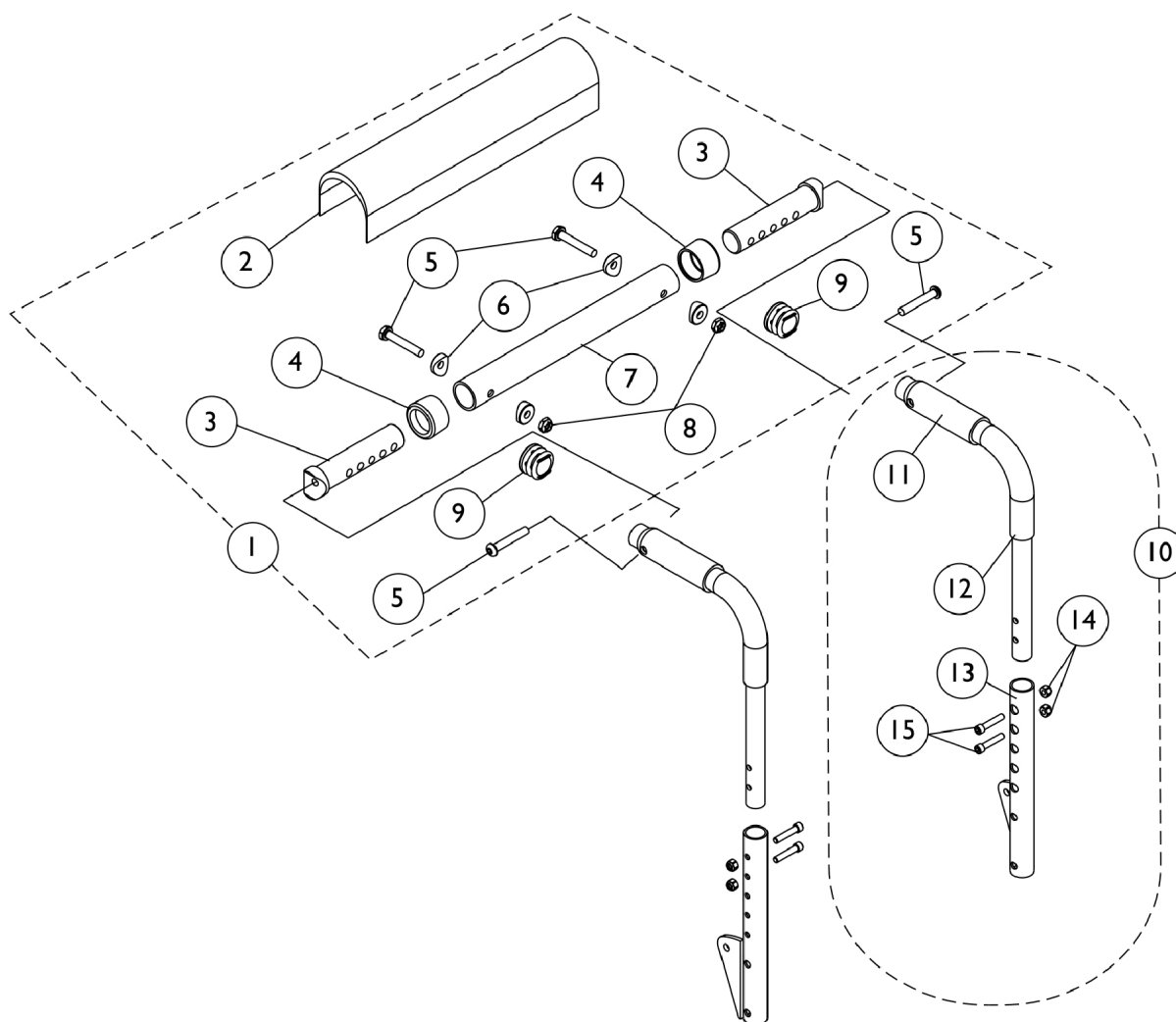
Back Cane, Spreader Bar and Push Handle Assembly (12"-16" Wide) BPO Option - TDX SPREE

NOTE: 14"-16" wide TDX SPREE with BPO will use the Double Spreader Bar assembly

Item Number	Note	Part Number	Description	Quantity Per	
				Package	Assembly
1	A	1148152	Kit, Spreader Bar Assembly, 12-16" W Conventional Back & BPO Option	1	1
2			Cover, Spreader Bar w/ Headrest Bracket	1	1
3			Screw, Socket Button Head (1/4-20 x 1-1/2")	1	4
4			Spacer, Coved (1/4 x 11/16 x 1/2")	1	4
5			NLA - Insert, Spreader Bar Connector, Black	1	2
6			Locknut (1/4-20)	1	2
7			NLA - Tube, Spreader Bar w/ Headrest Bracket, Black	1	1
8	B	1133793	Back Cane Assembly, Straight, Black - Right (16" H)	1	1
8	B	1133794	Back Cane Assembly, Straight, Black - Left (16" H)	1	1
8	B	1133795	Back Cane Assembly, Straight, Black - Right (17" H)	1	1
8	B	1133796	Back Cane Assembly, Straight, Black - Left (17" H)	1	1
8	B,C	1143334	Back Cane Assembly, Straight, Black - Right (18" H)	1	1
8	B,C	1143335	Back Cane Assembly, Straight, Black - Left (18" H)	1	1
8	B	1133799	Back Cane Assembly, Straight, Black - Right (19" H)	1	1
8	B	1133800	Back Cane Assembly, Straight, Black - Left (19" H)	1	1
8	B,D	1133801	Back Cane Assembly, Straight, Black - Right (20" H)	1	1
8	B,D	1133802	Back Cane Assembly, Straight, Black - Left (20" H)	1	1
9		1135506	Package, Foam Hand Grip (9" L)	10	1
10		1134426	Package, Plug Button, Black (3/4")	10	1

NOTE: A - Includes items 2-7
 B - Back Cane Assembly includes the Foam Grip and Plug Button
 C - Wheelchairs manufactured before 5/15/09 with a Contoura Back 25" or 29" high and wheelchairs manufactured after 5/14/09 with a Curve Contoura Back 22" high will use the 18" high Straight Back Cane w/ Push Handle.
 D - Wheelchairs manufactured after 5/14/09 with a Curve Contoura Back 25" or 28" high will use the 20" high Straight Cane w/ Push Handle.

Back Cane, Spreader Bar and Push Handle Assembly (12"-15" W) Conventional Back - TDX SPREE



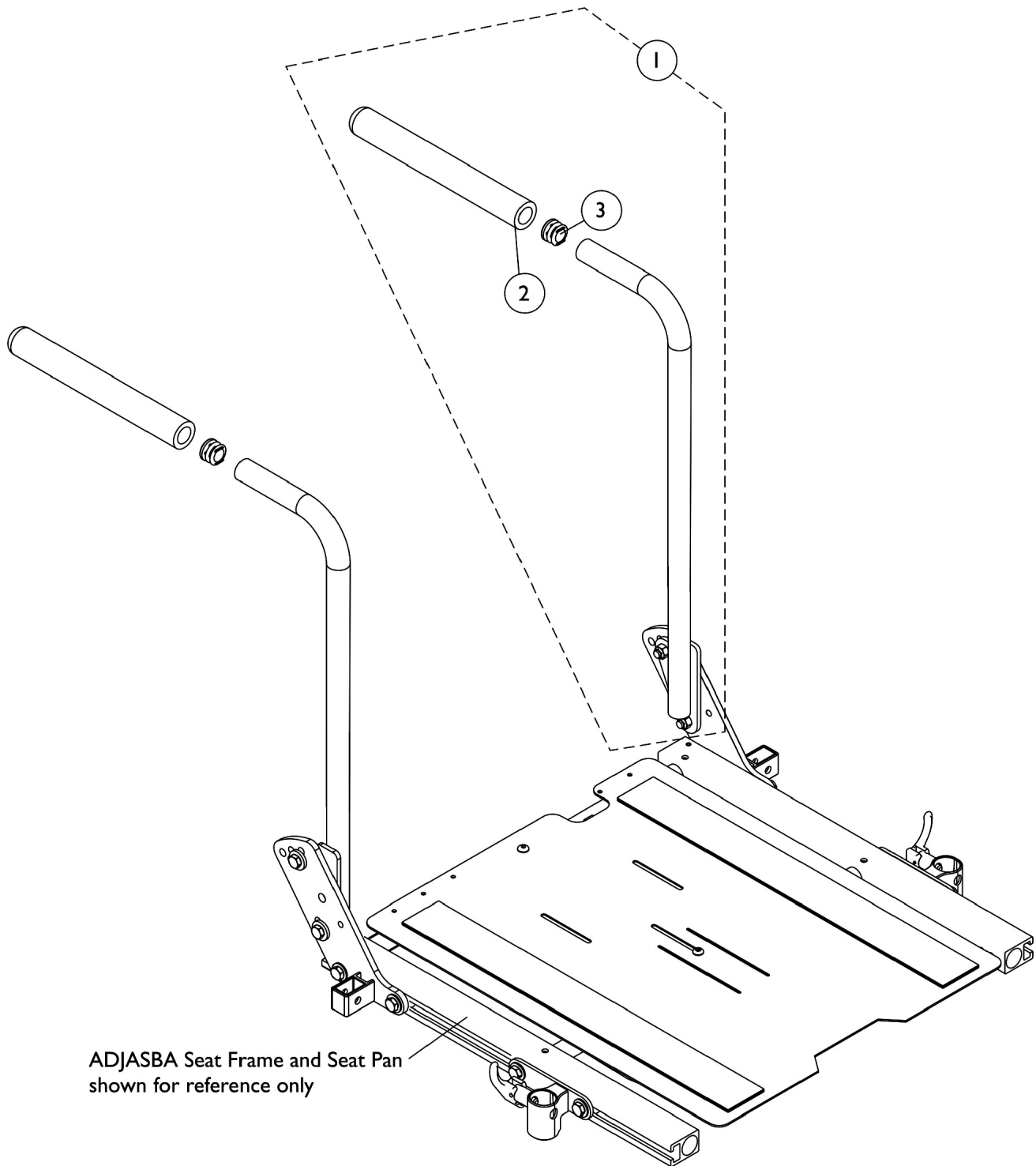
Back Cane, Spreader Bar and Push Handle Assembly (12"-15" W) Conventional Back - TDX SPREE

Item Number	Note	Part Number	Description	Quantity Per	
				Package	Assembly
1	A,B	1126147	Kit, Spreader Bar Assembly (12"-16" Wide)	1	1
2			Cover, Spreader Bar (16-20" W)	1	1
3			NLA - Insert, Spreader Bar Connector, Black	1	2
4			Anti-Rattle (1")	1	2
5			Screw, Socket Button Head (1/4-20 x 1-1/2")	1	4
6			Spacer, Coved (1/4 x 11/16 x 1/2")	1	4
7			NLA - Tube, Spreader Bar, Black	1	1
8			Locknut (1/4-20)	1	2
9			Plug Button, Black (1")	1	2
10	C	1152735	Kit, Back Cane Assembly with Hardware (16"-19" Back Height) - Right	1	1
11			Grip, Hand, Foam (4")	1	1
12			Handle, Push, Black	1	1
13			Cane, Back, Lower, Black - Right (16-19" H)	1	1
14			Screw, Socket Head (1/4-20 x 1-1/4")	1	2
15	C	1152736	Locknut (1/4-20)	1	2
10			Kit, Back Cane Assembly with Hardware (16"-19" Back Height) - Left	1	1
11			Grip, Hand, Foam (4")	1	1
12			Handle, Push, Black	1	1
13			Cane, Back, Lower, Black - Left (16-19" H)	1	1
14	C	1152737	Screw, Socket Head (1/4-20 x 1-1/4")	1	2
15			Locknut (1/4-20)	1	2
10			Kit, Back Cane Assembly with Hardware (20"-22" Back Height) - Right	1	1
11			Grip, Hand, Foam (4")	1	1
12			Handle, Push, Black	1	1
13	C	1152738	Cane, Back, Lower, Black - Right (20 - 22" H)	1	1
14			Screw, Socket Head (1/4-20 x 1-1/4")	1	2
15			Locknut (1/4-20)	1	2
10			Kit, Back Cane Assembly with Hardware (20"-22" Back Height) - Left	1	1
11			Grip, Hand, Foam (4")	1	1
12		1135505	Handle, Push, Black	1	1
13			Cane, Back, Lower, Black - Left (20 - 22" H)	1	1
14			Screw, Socket Head (1/4-20 x 1-1/4")	1	2
15			Locknut (1/4-20)	1	2
11			Package, Foam Hand Grip (4" L)	10	1

NOTE: A - Plug Buttons are not required when stroller handles are used.
B - Includes items 2-9
C - Includes items 11-15

Back Canes

(16"-20" Wide) Contoura Back, ABS & Metal Curved Back and Tilt w/ BPO
Option - TDX SC



Back Canes

(16"-20" Wide) Contoura Back, ABS & Metal Curved Back and Tilt w/ BPO Option - TDX SC

Item Number	Note	Part Number	Description	Quantity Per	
				Package	Assembly
1	A	See Chart	#1 Back Cane Assemblies	1	1
2		1135506	Package, Foam Hand Grip (9" L)	10	1
3		1134426	Package, Plug Button, Black (3/4")	10	1

NOTE: A - Includes the Back Cane and items 2 and 3

#1 Back Cane Assemblies

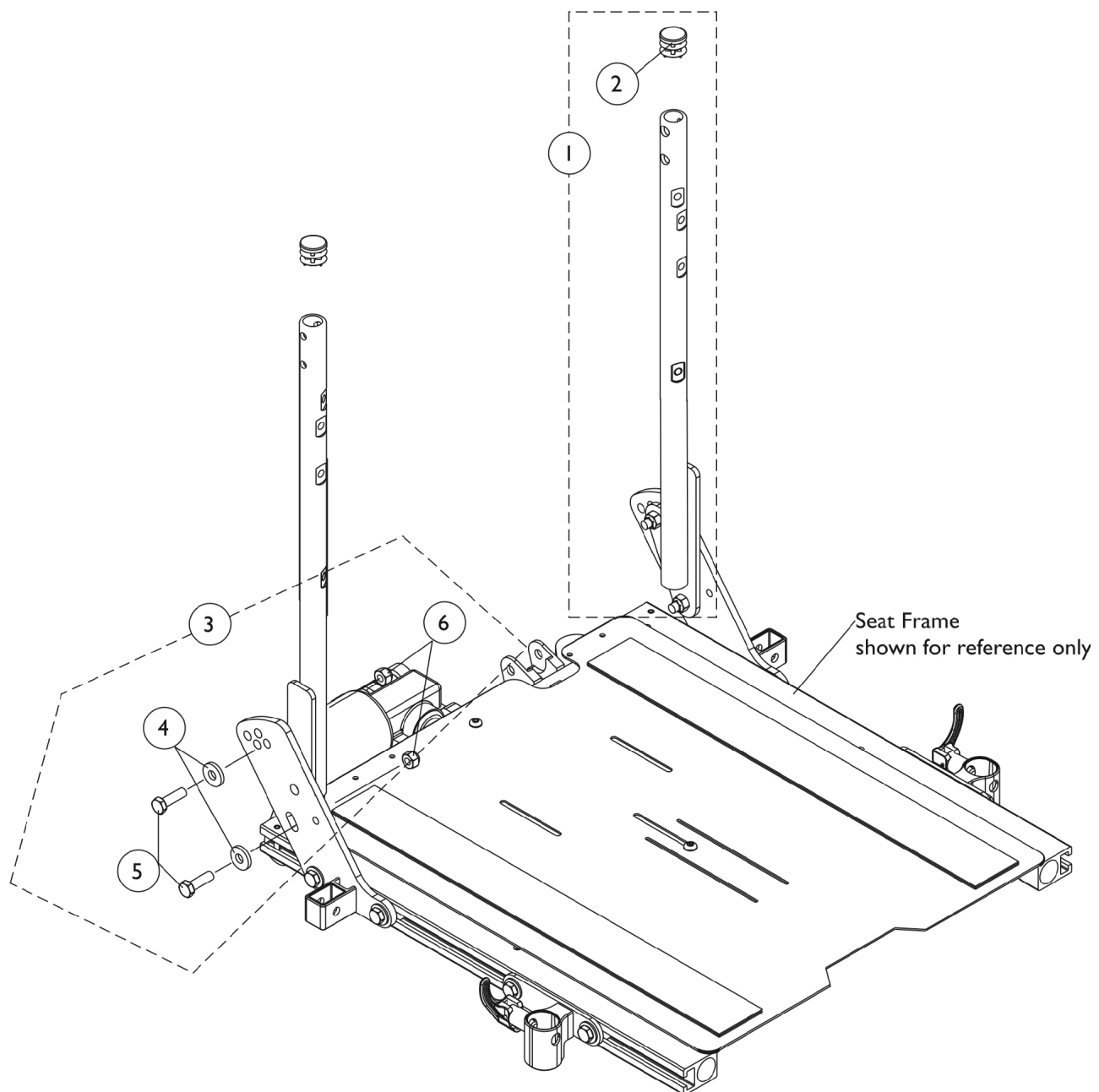
Back Height	Back Cane-Push Handle Straight Right	Back Cane-Push Handle Straight Left
16"	1133793	1133794
17"	1133795	1133796
18"	1143334	1143335
19"	See Note(s) B 1133799	See Note(s) B 1133800
20"	1133801 See Note(s) D, C	1133802 See Note(s) D, C
21"	1136011 See Note(s) A	1136012 See Note(s) A
22"	1136013 See Note(s) A	1136014 See Note(s) A
23"	1136015 See Note(s) A	1136016 See Note(s) A
24"	1136017 See Note(s) A	1136018 See Note(s) A
25"	1160328	1160329
26"	1160330	1160331

NOTE: A - 21"-26" high straight back canes with push handles are only offered On-Chair when a BPO Option is ordered
 B - Wheelchairs manufactured before 5/15/09 with a Contoura Back 25" or 29" high and wheelchairs manufactured after 5/14/09 with a Curve Contoura Back 22" high will use the 18" high Straight Back Cane w/ Push Handle.
 C - All (20"-24" high ABS Plastic) or (20"-26" high Metal Curved Backs) ordered On-Chair use the 20" high straight cane w/ push handle
 D - Wheelchairs manufactured after 5/14/09 with a Curve Contoura Back 25" or 28" high will use the 20" high Straight Cane w/ Push Handle.

NOTE: Back Cane Assemblies include Foam Grips and Plug Buttons where shown

Solid Straight Back Canes w/o Push Handles and Mounting Hardware

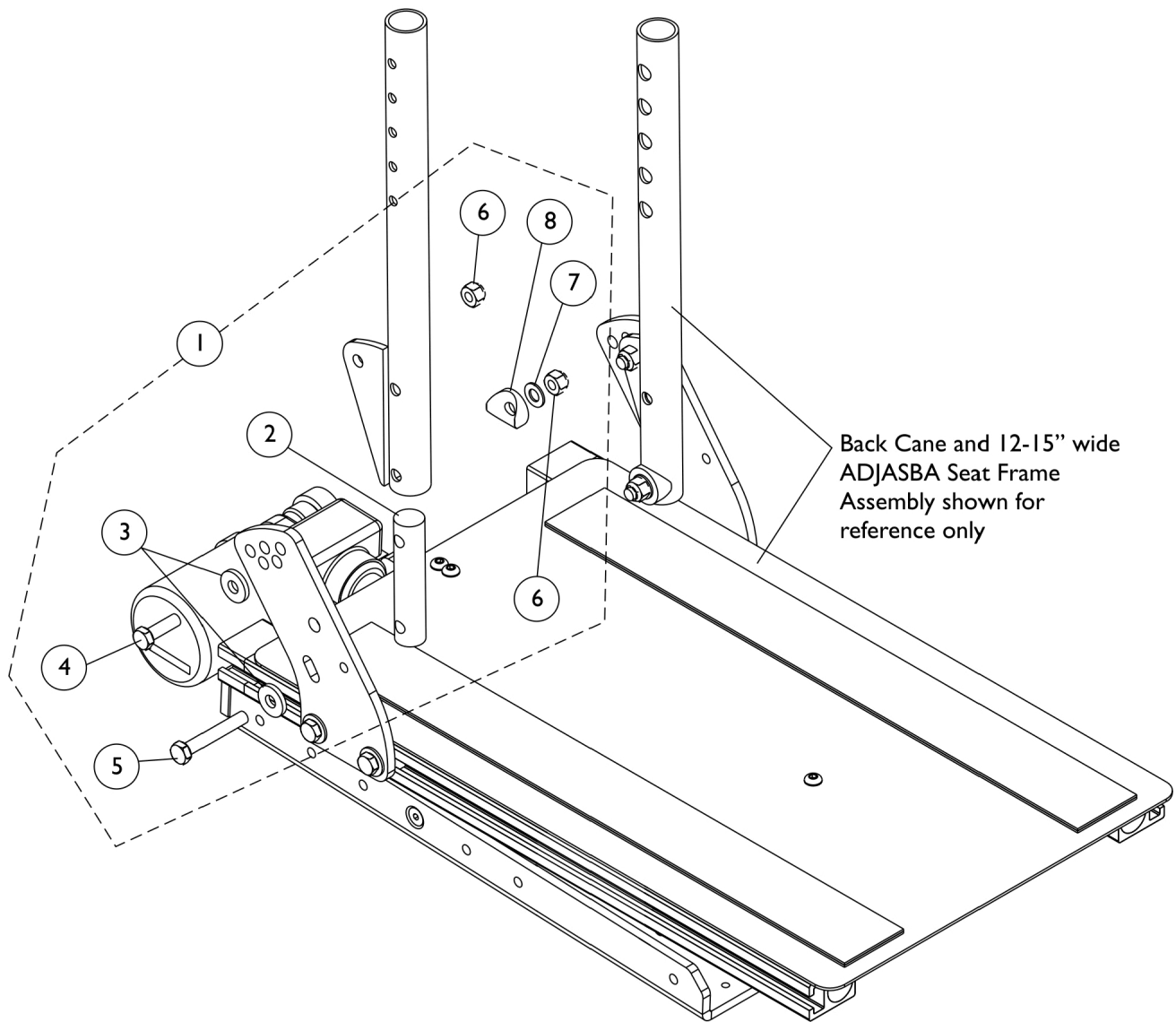
(16"-20" Wide) TDX SC & (16" Wide) TDX SPREE



Solid Straight Back Canes w/o Push Handles and Mounting Hardware (16"-20" Wide) TDX SC & (16" Wide) TDX SPREE

Item Number	Note	Part Number	Description	Quantity Per	
				Package	Assembly
1	A	1128394-NLA	NLA - Kit, Back Cane w/o Push Handle, Solid Straight w/ Plug Button - Right	1	1
1	A	1128395-NLA	NLA - Kit, Back Cane w/o Push Handle, Solid Straight w/ Plug Button - Left	1	1
1	A	1128396-NLA	NLA - Kit, Back Canes w/o Push Handle, Solid Straight w/ Plug Button (Pair)	1	1
2		1027097	Plug Button, Black (3/4")	1	1
3	B	1125733	Kit, Solid Straight Back Cane w/o Push Handle, Mounting Hardware	1	1
4			Washer, Flat (21/64 x 53/64 x 7/64")	1	2
5			Screw, Hex Head (5/16-18 x 1")	1	2
6			Locknut (5/16-18)	1	2
4		1079247	Washer, Flat (21/64 x 53/64 x 7/64")	1	2
5		1028478-NLA	NLA - Screw, Hex Head (5/16-18 x 1-1/4")	1	2
6		1026158	Locknut (5/16-18)	1	2
NOTE: A - Back height from the seat pan to the top of the back cane will measure approximately 20-1/2" high. B - Includes items 4-6					

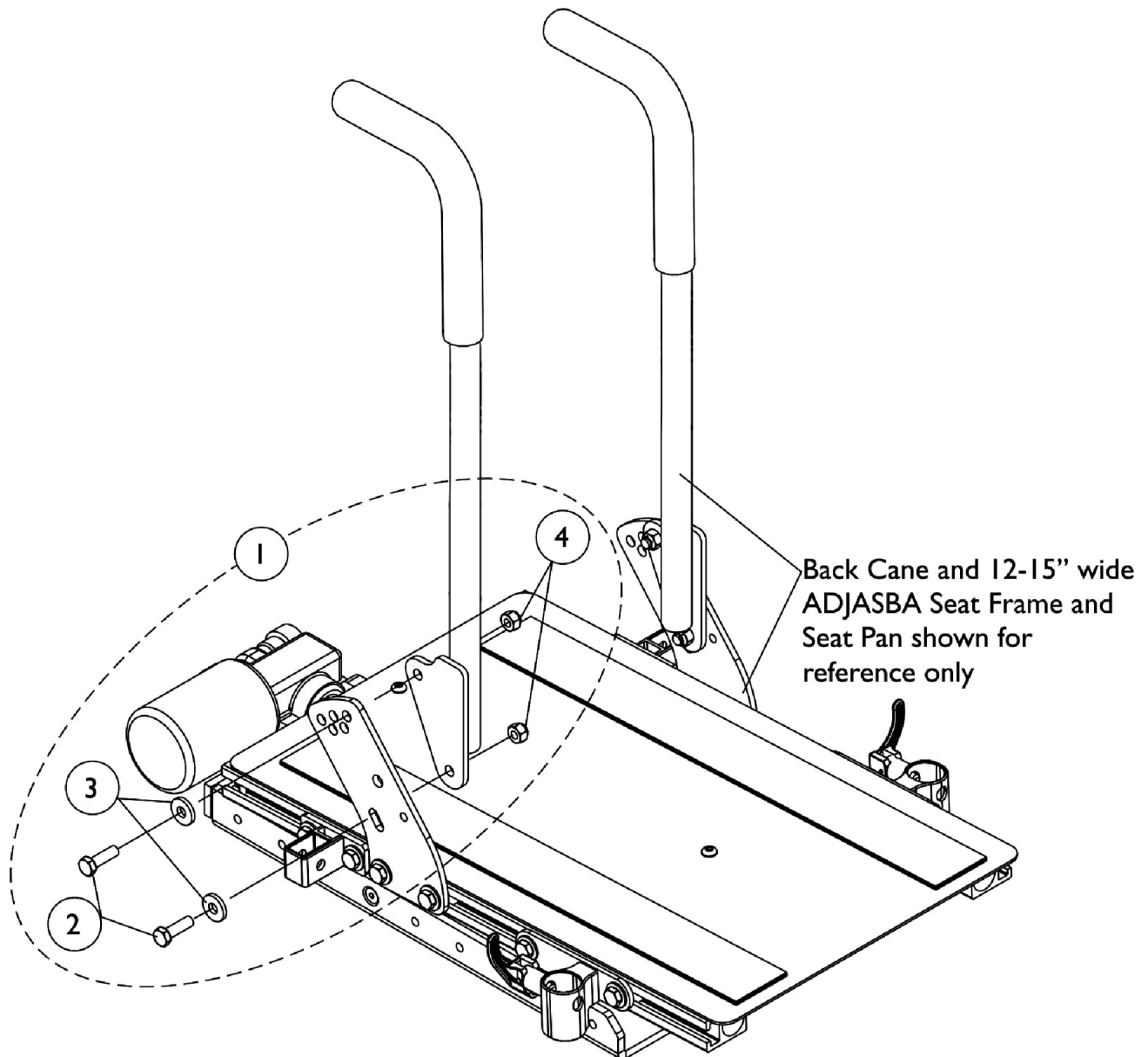
Back Cane Mounting Hardware (12"-15" Wide) Conventional Back - TDX SPREE



Back Cane Mounting Hardware (12"-15" Wide) Conventional Back - TDX SPREE

Item Number	Note	Part Number	Description	Quantity Per	
				Package	Assembly
1		1147973	Kit, Back Cane Mounting Hardware (Pair)	1	1
2			NLA - Insert, Back Cane	1	2
3			Washer, Flat (21/64 x 53/64 x 7/64")	1	4
4			Screw, Hex Head (5/16-18 x 1")	1	2
5			NLA - Screw, Hex Head (5/16-18 x 2")	1	2
6			Locknut (5/16-18)	1	4
7			Washer, Flat (5/16 x 5/8 x 1/16")	1	2
8			Spacer, Coved (3/4 x 1 x 1/2")	1	2

Back Cane Mounting Hardware (12"-16" Wide) BPO Option - TDX SPREE

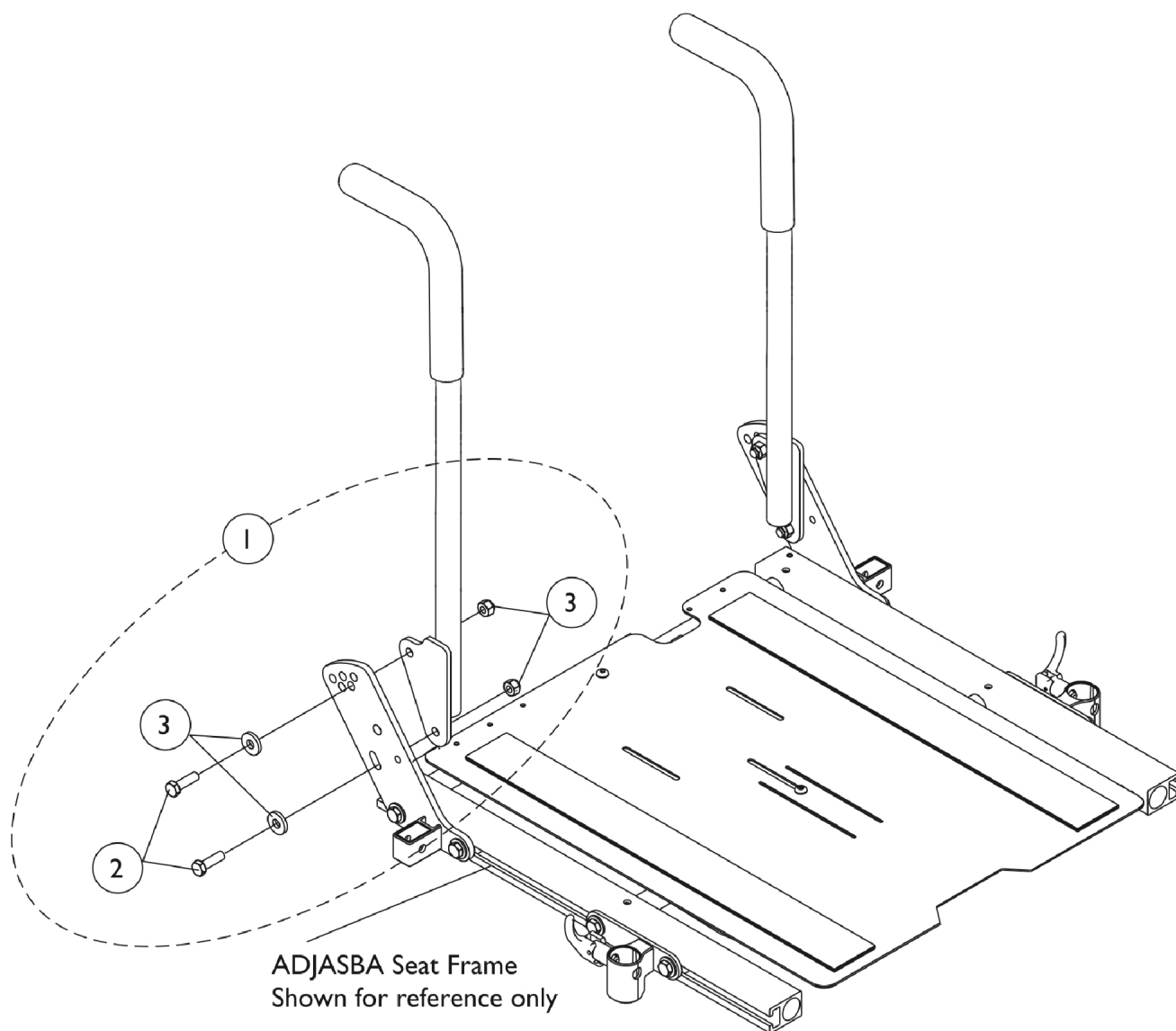


Back Cane Mounting Hardware (12"-16" Wide) BPO Option - TDX SPREE

Item Number	Note	Part Number	Description	Quantity Per	
				Package	Assembly
1	A	1135999	Kit, Back Cane Mounting Hardware (Pair)	1	1
2			Screw, Hex Head (5/16-18 x 1")	1	4
3			Washer, Flat (21/64 x 53/64 x 7/64")	1	4
4			Locknut (5/16-18)	1	4
NOTE: A - Includes items 2-4					

Back Cane Mounting Hardware

(16"-20" Wide) (Contoura Back, ABS & Metal Curved Back and Tilt w/ BPO Option) - TDX SC



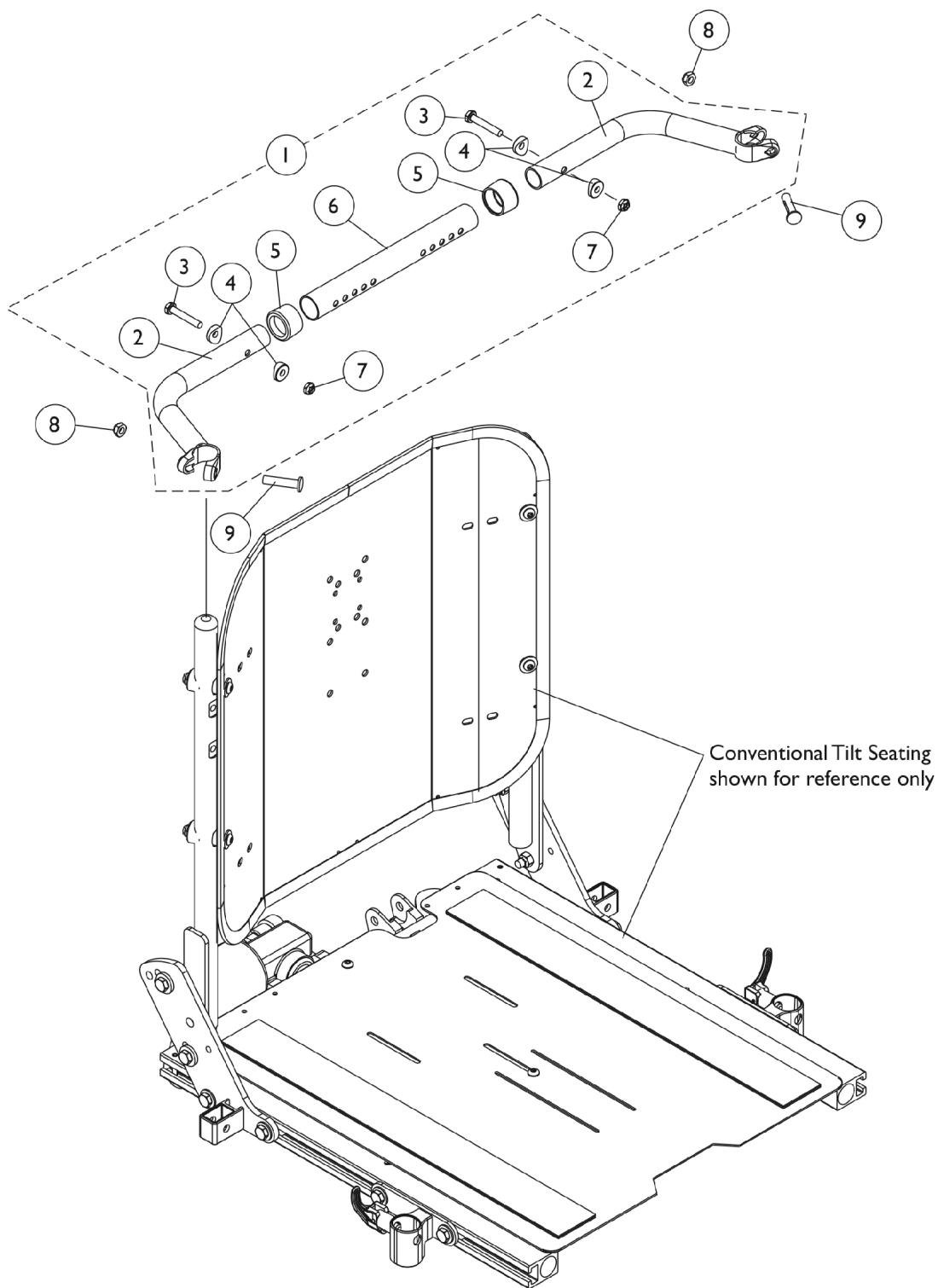
Back Cane Mounting Hardware

(16"-20" Wide) (Contoura Back, ABS & Metal Curved Back and Tilt w/ BPO Option) - TDX SC

Item Number	Note	Part Number	Description	Quantity Per	
				Package	Assembly
1	A	1135999	Kit, Back Cane Mounting Hardware (Pair)	1	1
2			Screw, Hex Head (5/16-18 x 1")	1	4
3			Washer, Flat (21/64 x 53/64 x 7/64")	1	4
4			Locknut (5/16-18)	1	4
NOTE: A - Includes items 2-4.					

Spreader Bar Assembly

Conventional Tilt (16"-20" Wide) TDX SC & (16" Wide) TDX SPREE



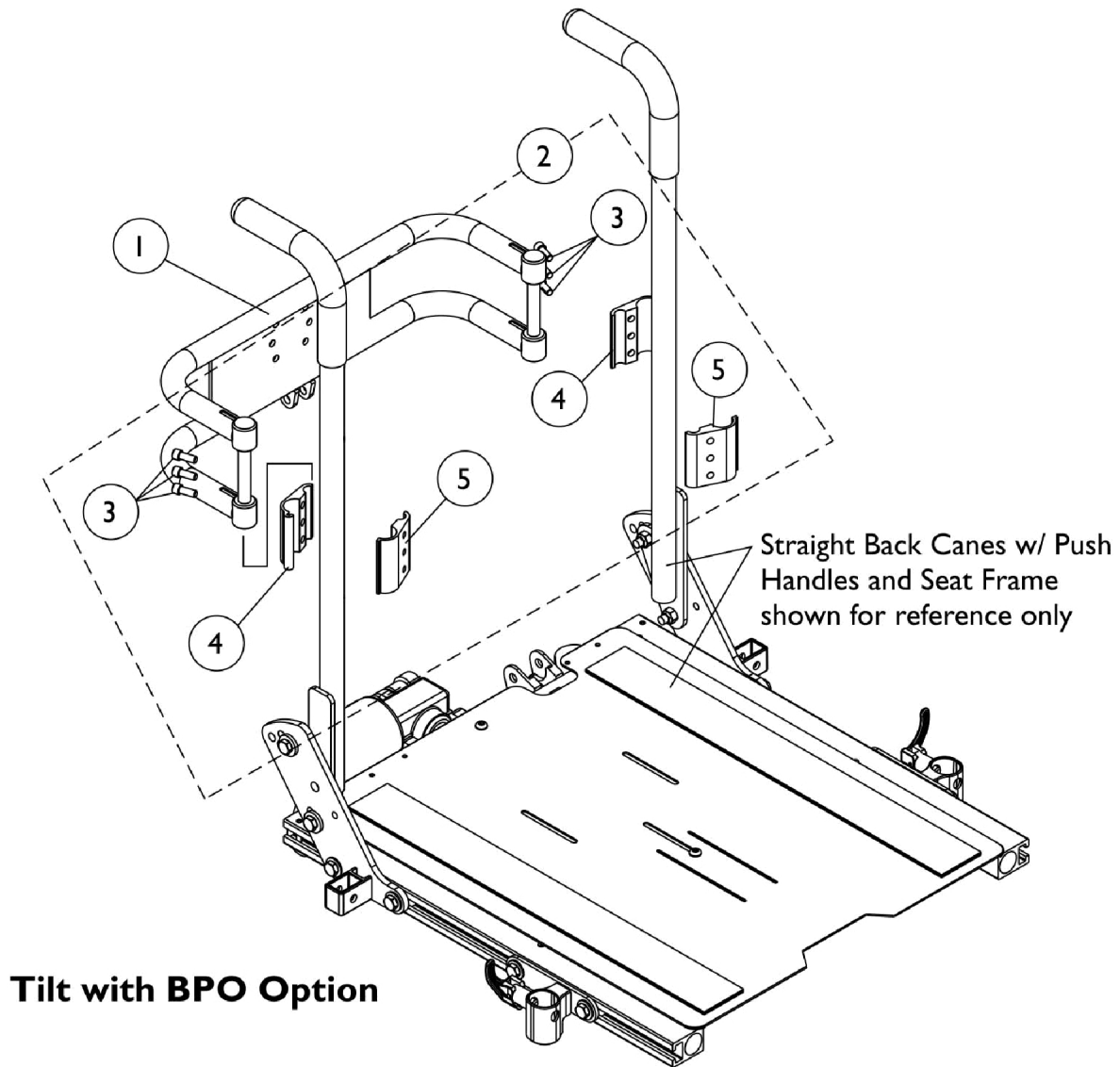
Spreader Bar Assembly

Conventional Tilt (16"-20" Wide) TDX SC & (16" Wide) TDX SPREE

Item Number	Note	Part Number	Description	Quantity Per	
				Package	Assembly
1	A	1125709	Kit, Spreader Bar Assembly (16"-20" Wide)	1	1
2			NLA - Handle, Spreader Bar, Black	1	2
3			Screw, Hex Head (1/4-20 x 1-1/2")	1	2
4			Spacer, Coved (1/4 x 11/16 x 1/2")	1	4
5			Anti-Rattle (1")	1	2
6			Tube, Spreader Bar, Adjustable, Black (16 - 20" W)	1	1
7			Locknut (1/4-20)	1	2
8		1025730	Locknut (5/16-24)	1	2
9		1031026	Screw w/ Lug (5/16-24 x 1-3/8")	1	2
NOTE: A - Includes items 2-7					

Spreader Bar Assembly, Double

(16"-20" Wide) TDX SC & (14"-16") TDX SPREE w/ BPO Option

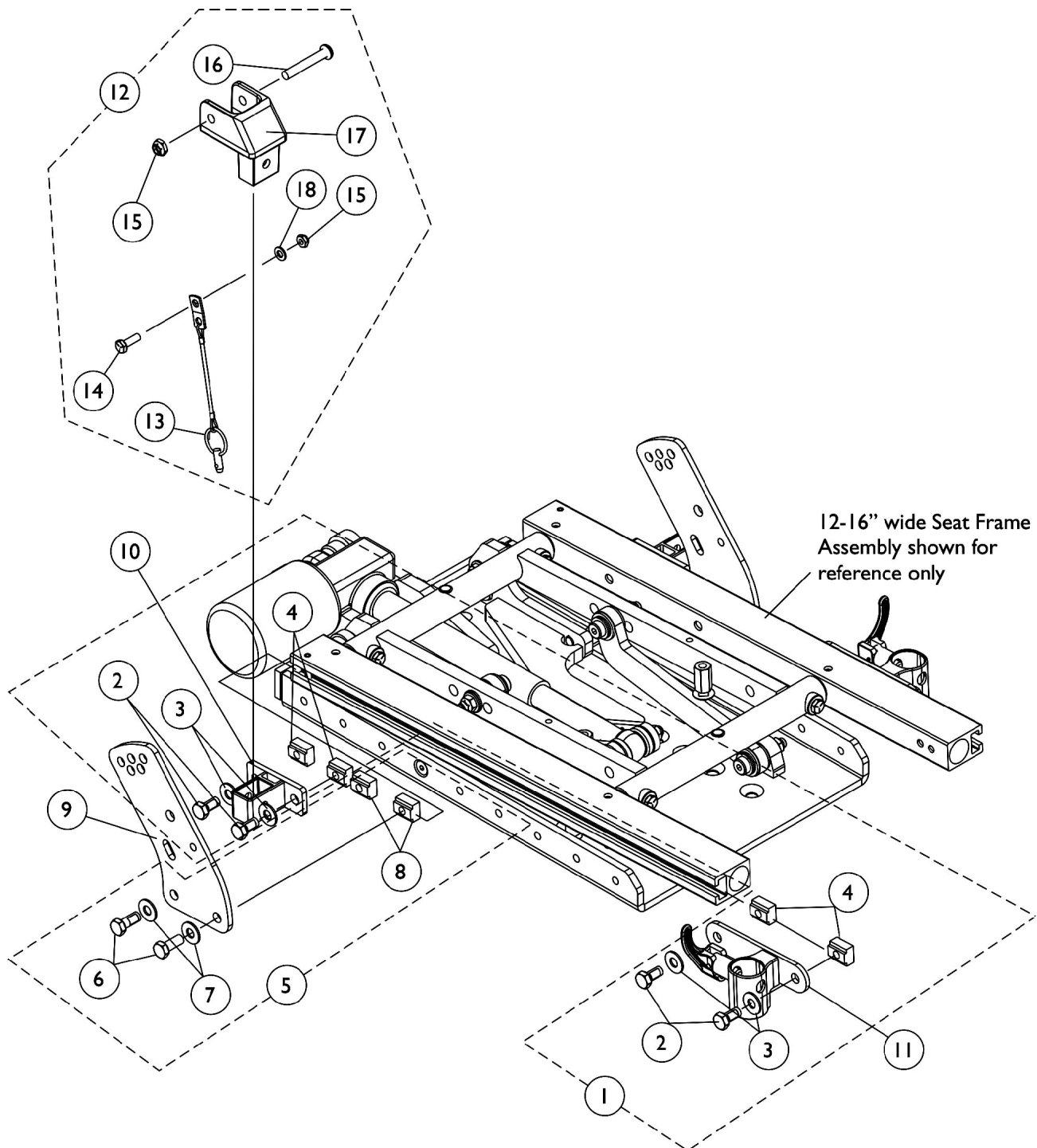


Spreader Bar Assembly, Double

(16"-20" Wide) TDX SC & (14"-16") TDX SPREE w/ BPO Option

Item Number	Note	Part Number	Description	Quantity Per	
				Package	Assembly
1		0013402	Bar, Push, Black (14" W)	1	1
1		0013502	Bar, Push, Black (15" W)	1	1
1		0013602	Bar, Push, Black (16" W)	1	1
1		0013702	Bar, Push, Black (17" W)	1	1
1		0013802	Bar, Push, Black (18" W)	1	1
1		0013902	Bar, Push, Black (19" W)	1	1
1		0014002	Bar, Push, Black (20" W)	1	1
2		1125761	Kit, Double Spreader Bar Mounting Hardware	1	1
3			Screw, Socket Head (1/4-20 x 5/8")	1	6
4			Half Clamp, Threaded Holes (7/8" Dia. Back Canes)	1	2
5			Half Clamp, Un-Threaded Holes (7/8" Dia. Back Canes)	1	2

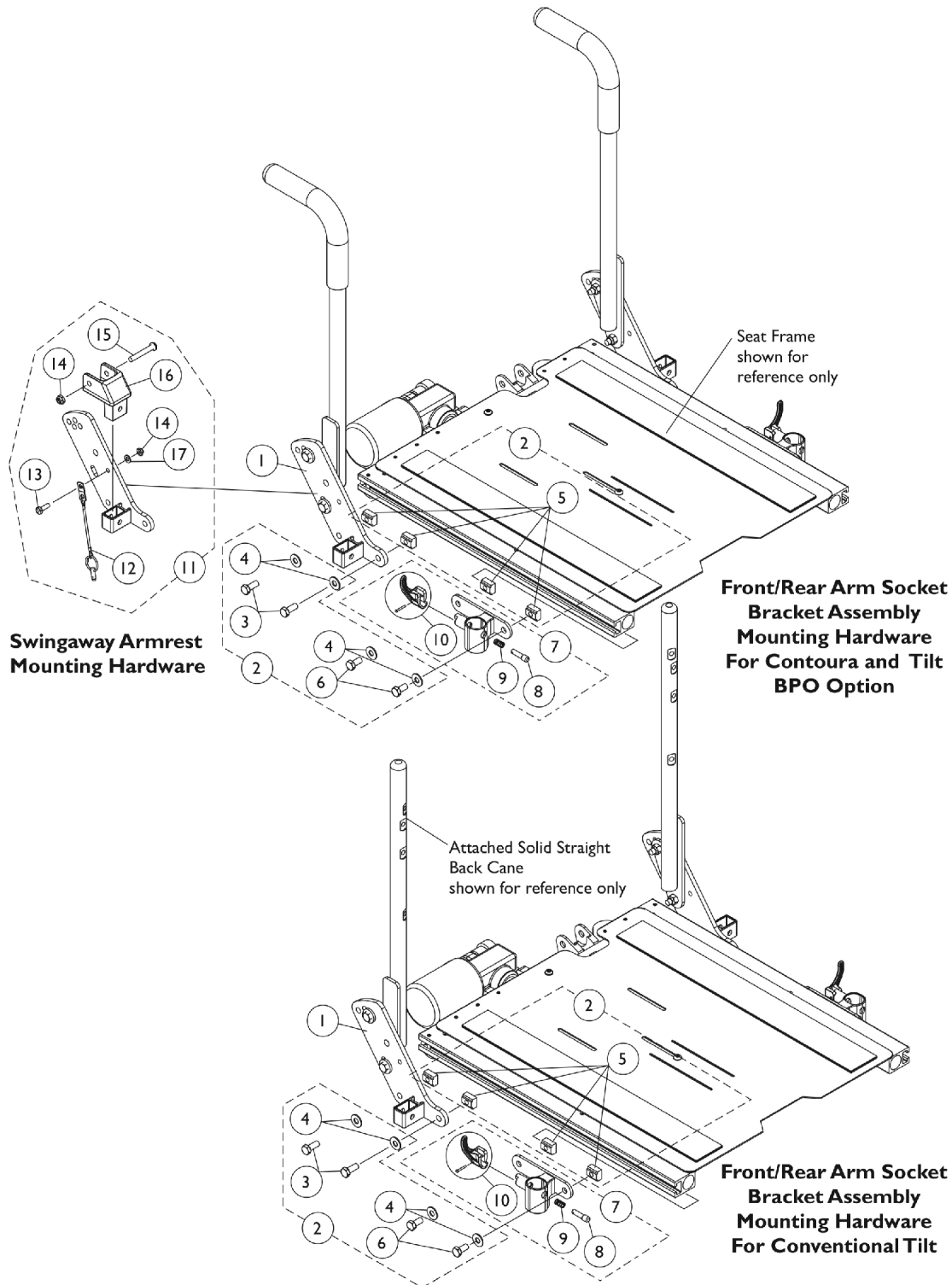
Front/Rear Arm Socket Assembly and Mounting Hardware (12"-16" W x 12"-15" D) - TDX SPREE



Front/Rear Arm Socket Assembly and Mounting Hardware (12"-16" W x 12"-15" D) - TDX SPREE

Item Number	Note	Part Number	Description	Quantity Per	
				Package	Assembly
1	A	1144596	Kit, Front/Rear Arm Socket Asbly. Mtg. Hdwr. (12-16" Wide)	1	1
2			Screw, Hex Head w/ Patch (5/16-18 x 5/8")	1	4
3			Washer, Steel (5/16 x 3/4 x 1/16")	1	4
4			T-Nut (5/16-18)	1	4
5	B	1144597	Kit, Back Cane Bracket Mtg. Hdwr. 12-16" Wide	1	1
6			Screw, Hex Head w/ Patch (5/16-18 x 3/4")	1	2
7			Washer, Steel (5/16 x 3/4 x 1/16")	1	2
8			T-Nut (5/16-18)	1	2
9		1146452-NLA	NLA - Bracket, Back Cane Mounting, Black	1	2
10		1126142	Socket, Arm, Rear	1	2
11		1122619	Socket, Arm, Front - Right	1	1
11		1122620	Socket, Arm, Front - Left	1	1
12	C	1125736	Kit, Swingaway Armrest Mounting Hardware	1	1
13			Pin, Pull	1	1
14			Screw, Hex Head w/ Patch (1/4-20 x 3/4")	1	1
15			Locknut (1/4-20)	1	2
16			Screw, Socket Button Head (1/4-20 x 1-5/8")	1	1
17			Clevis, Pivot	1	1
18			Washer (1/4 x 1/2 x 1/16")	1	1
NOTE: A - Includes items 2-4 B - Includes items 6-8 C - Includes items 13-18					

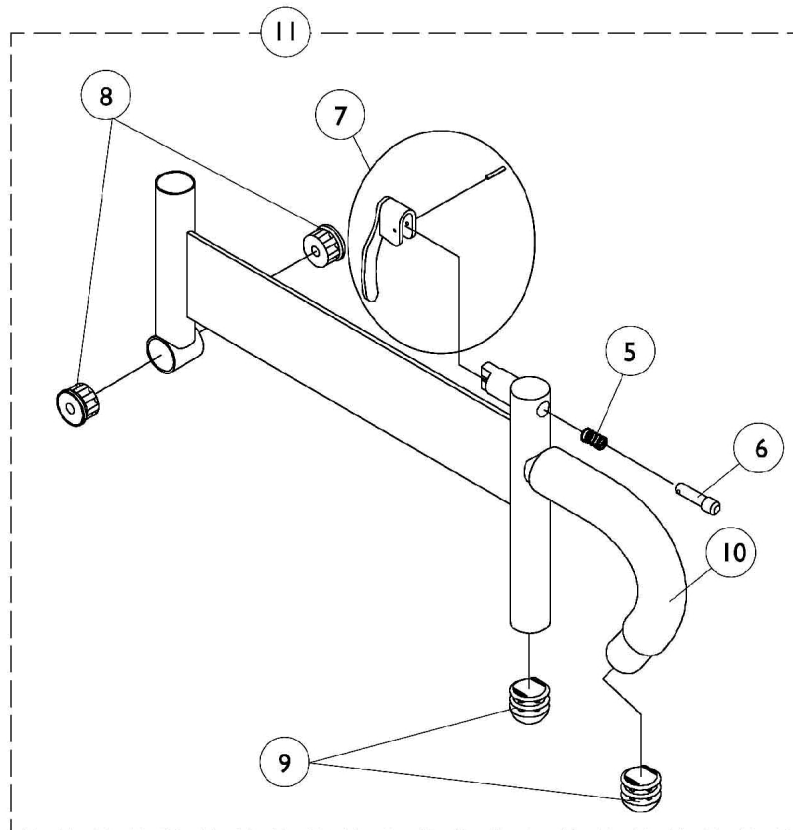
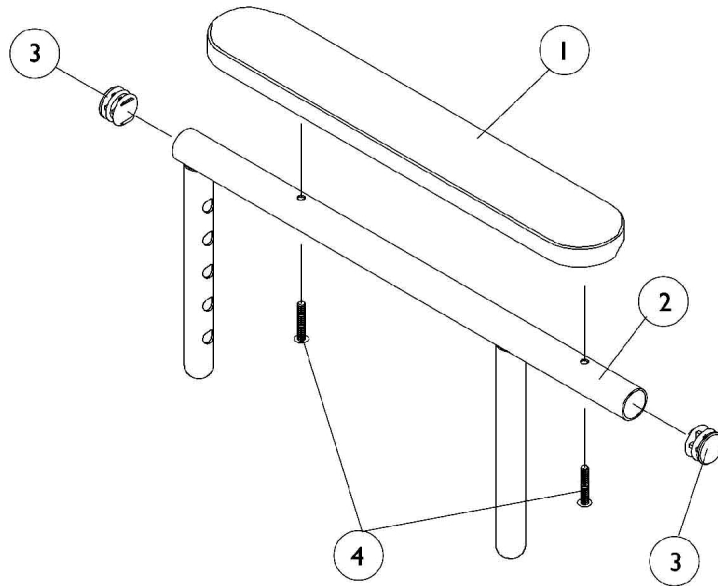
Front/Rear Arm Socket Assembly and Mounting Hardware (12"-16" W x 16"-18" D) TDX SPREE & (16"-20" W x 16"-20" D) TDX SC



Front/Rear Arm Socket Assembly and Mounting Hardware (12"-16" W x 16"-18" D) TDX SPREE & (16"-20" W x 16"-20" D) TDX SC

Item Number	Note	Part Number	Description	Quantity Per	
				Package	Assembly
1		1125478	Bracket, Arm Socket/Cane, Rear - Right	1	1
1		1125479	Bracket, Arm Socket/Cane, Rear - Left	1	1
2	A	1125734	Kit, Front/Rear Arm Socket Assembly Mounting Hardware	1	1
3			Screw, Hex Head w/ Patch (5/16-18 x 3/4")	1	2
4			Washer, Steel (5/16 x 3/4 x 1/16")	1	4
5			T-Nut (5/16-18)	1	4
6			Screw, Hex Head w/ Patch (5/16-18 x 5/8")	1	2
7	B	1122619	Socket, Arm, Front - Right	1	1
7	B	1122620	Socket, Arm, Front - Left	1	1
8		1028594	Pin, Arm Lock, Black	1	1
9		47471X074	Spring, Arm Lock	1	1
10		1090768	Kit, Lock Handle w/Rivets (Pair)	2	1
11	C	1125736	Kit, Swingaway Armrest Mounting Hardware	1	1
12			Pin, Pull	1	1
13			Screw, Hex Head w/ Patch (1/4-20 x 3/4")	1	1
14			Locknut (1/4-20)	1	2
15			Screw, Socket Button Head (1/4-20 x 1-5/8")	1	1
16			Clevis, Pivot	1	1
17			Washer (1/4 x 1/2 x 1/16")	1	1
NOTE: A - Includes items 3-6 B - Includes Front Arm Socket and items 8-10 C - Includes items 12-17					

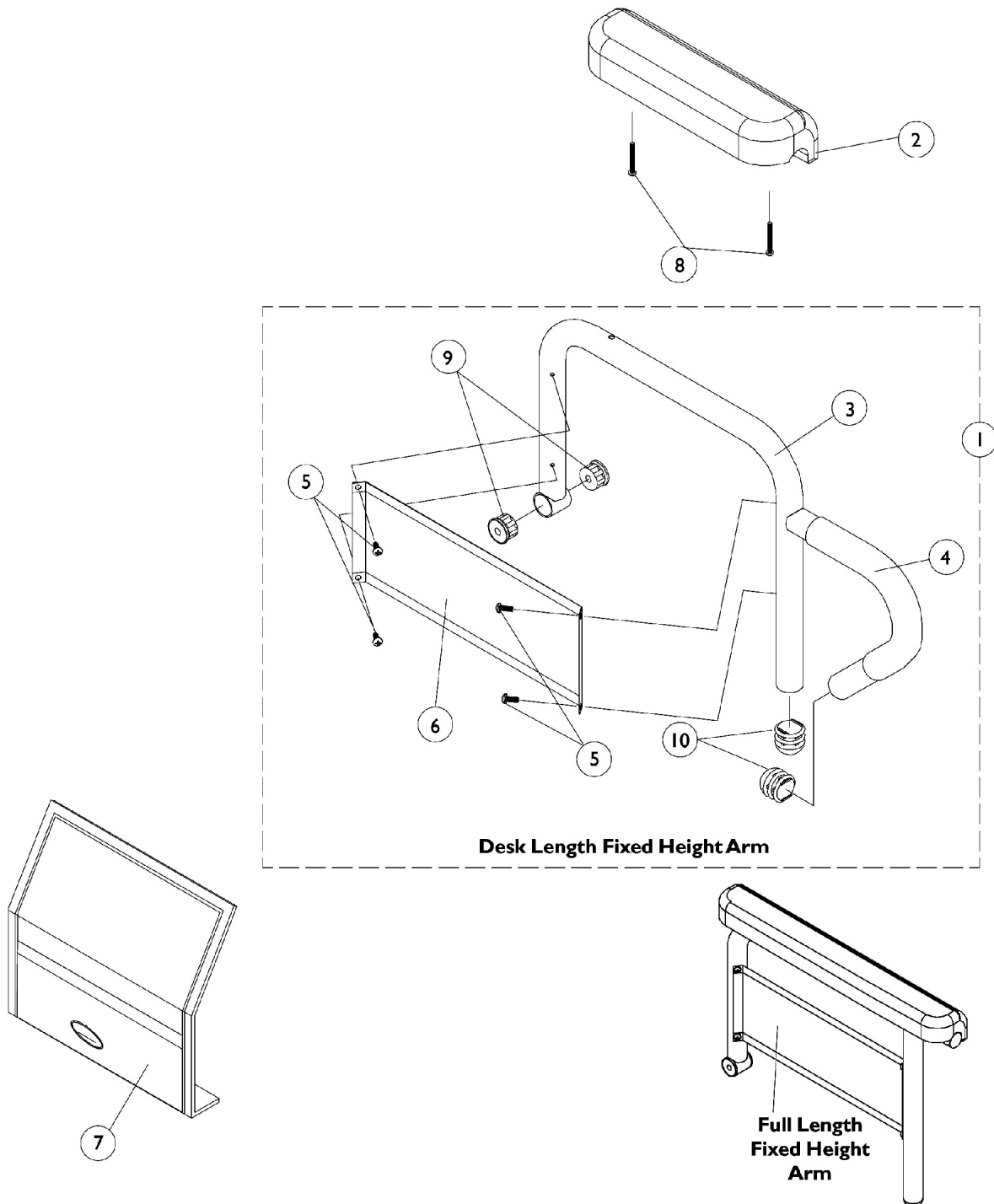
Arms, Adjustable Height (12"-16" W) - TDX SPREE



Arms, Adjustable Height (12"-16" W) - TDX SPREE

Item Number	Note	Part Number	Description	Quantity Per	
				Package	Assembly
1	A	8881015932-NL A	NLA - Pad, Arm, Vinyl, Full Length - Right (14" L x 2" W)	1	1
1	A	8881015933-NL A	NLA - Pad, Arm, Vinyl, Full Length - Left (14" L x 2" W)	1	1
1	A	8881053577	Kit, Arm Pad w/ Screws, Full Length (14" L x 2" W) (Pair)	2	1
1	A	8881011811-NL A	NLA - Pad, Arm, Vinyl, Desk Length (9" L x 2" W)	1	1
1	A	8881053578	Kit, Arm Pad w/ Screws, Desk Length (9" L x 2" W) (Pair)	2	1
2		1071263	Arm Tube Assembly w/ Plug Buttons, Full Length, Black - Right/Left	1	1
2		1071259	Arm Tube Assembly w/ Plug Buttons, Desk Length, Black - Right/Left	1	1
3		1027095	Plug Button, Black (7/8")	1	2
4		1055949	Package, Screw, Phillips Pan Head (#10-32 x 1-3/8")	2	1
5		47471X074	Spring, Arm Lock	1	1
6		1028594	Pin, Arm Lock, Black	1	1
7		1090768	Kit, Lock Handle w/Rivets (Pair)	2	1
8		1065936	Plug, Pivot	1	2
9		1067734	Plug Button, Black (5/8")	1	2
10		1016298	Grip, Push Handle	1	1
11	B	1068585	Arm Base Assembly, Adjustable Height, Black - Right	1	1
11	B	1068586	Arm Base Assembly, Adjustable Height, Black - Left	1	1
NOTE: A - Specify U67 Black upholstery color when ordering. B - Includes items 5-10					

Fixed Height Arms without Mounting Hardware (16-20" W) - TDX SC



Fixed Height Arms without Mounting Hardware (16-20" W) - TDX SC

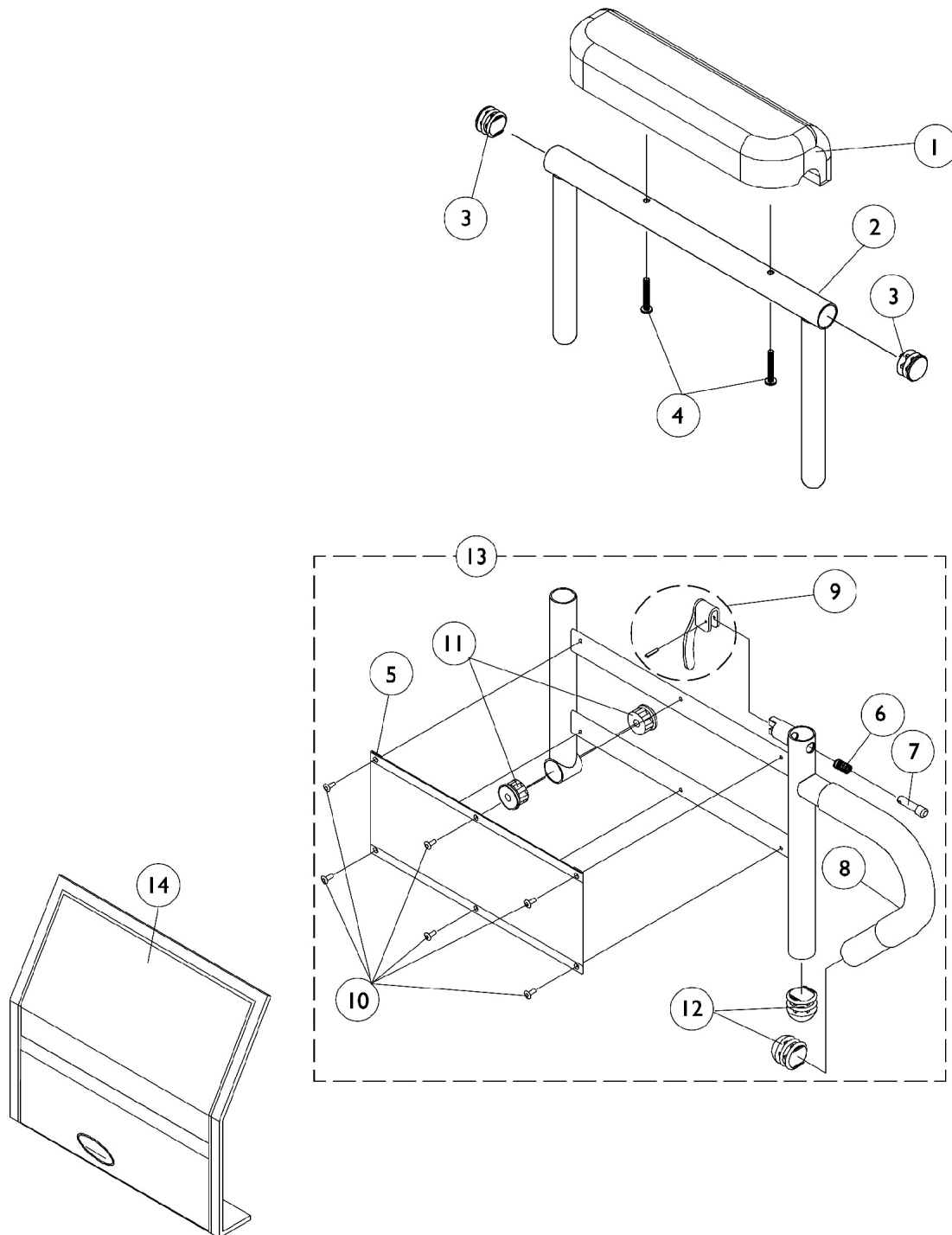
Item Number	Note	Part Number	Description	Quantity Per	
				Package	Assembly
1		See Chart	Arms Less Pad, 16-20" Deep Seat Frames	1	1
2	B	1117328	Kit, Arm Pad w/ Screws, Full Length, Urethane Waterfall, Black (13" L x 2-5/8" W)	1	1
2		1110818	Kit, Arm Pad w/ Screws, Full Length, Urethane Waterfall, Black (13" L x 2-5/8" W) (Pair)	2	1
2	B	1117327	Kit, Arm Pad w/ Screws, Desk Length, Urethane Waterfall, Black (9" L x 2-5/8" W)	1	1
2		1110817	Kit, Arm Pad w/ Screws, Desk Length, Urethane Waterfall, Black (9" L x 2-5/8" W) (Pair)	2	1
3	A	1068564	Tube, Arm, Desk Length, Black - Right (16-19" D)	1	1
3	A	1068565-NLA	NLA - Tube, Arm, Desk Length, Black - Left (16-19" D)	1	1
3	A	1068490	Tube, Arm, Full Length, Black - Right (16-19"D)	1	1
3	A	1068491-NLA	NLA - Tube, Arm, Full Length, Black - Left (16 - 19"D)	1	1
4		1032244	Grip, Foam Hand (9" L)	1	1
5		1025729	Screw, Phillips Pan Head Tap (#8-32 x 3/8")	1	4
6		1035472-NLA	NLA - Guard, Clothing, Desk Length	1	1
6	A	1044572-NLA	NLA - Guard, Clothing, Full Length (16 - 19" D)	1	1
7		1035065	Cover, Clothing Guard w/ Pocket, FXDESK & ADJFULL/ADJDESK	1	1
8		1094270-NLA	NLA - Package, Screw, Phillips Pan Head (#10-32 x 1-1/4")	2	1
9		1065936	Plug, Pivot	1	2
10		1067734	Plug Button, Black (5/8")	1	2
NOTE: A - All seat depths will use the 16-19" deep replacement components only. B - After 7/9/07 Invacare recommends ordering armpads in pairs to assure uniform appearance on chair					

#1 Arms Less Pad

16-20" Deep Seat Frames

Arm Style	Right	Left
Desk Length	1068566-NLA	1068567-NLA
Full Length	1068559-NLA	1068560-NLA

Adjustable Height Arms without Mounting Hardware (16-20" W) - TDX SC



Adjustable Height Arms without Mounting Hardware (16-20" W) - TDX SC

Item Number	Note	Part Number	Description	Quantity Per	
				Package	Assembly
1	B	1117328	Kit, Arm Pad w/ Screws, Full Length, Urethane Waterfall, Black (13" L x 2-5/8" W)	1	1
1		1110818	Kit, Arm Pad w/ Screws, Full Length, Urethane Waterfall, Black (13" L x 2-5/8" W) (Pair)	2	1
1	B	1117327	Kit, Arm Pad w/ Screws, Desk Length, Urethane Waterfall, Black (9" L x 2-5/8" W)	1	1
1		1110817	Kit, Arm Pad w/ Screws, Desk Length, Urethane Waterfall, Black (9" L x 2-5/8" W) (Pair)	2	1
2		1071253	Arm Tube Assembly w/ Plug Buttons, Full Length, Black - Right/Left	1	1
2		1070859	Arm Tube Assembly w/ Plug Buttons, Desk Length, Black - Right/Left	1	1
3		1027095	Plug Button, Black (7/8")	1	2
4		1094270-NLA	NLA - Package, Screw, Phillips Pan Head (#10-32 x 1-1/4")	2	1
5		1064130-NLA	NLA - Guard, Clothing	1	1
6		47471X074	Spring, Arm Lock	1	1
7		1028594	Pin, Arm Lock, Black	1	1
8		1032244	Grip, Foam Hand (9" L)	1	1
9		1090768	Kit, Lock Handle w/Rivets (Pair)	2	1
10		1028645	Rivet	1	6
11		1065936	Plug, Pivot	1	2
12		1067734	Plug Button, Black (5/8")	1	2
13	A	1068416	Arm Base Assembly, Black - Right (16-19" D)	1	1
13	A	1068417	Arm Base Assembly, Black - Left (16-19" D)	1	1
13	A	1067761	Arm Base Assembly, 1" Lower, Black - Right (16-19" D)	1	1
13	A	1067762	Arm Base Assembly, 1" Lower, Black - Left (16-19" D)	1	1
14		1035065	Cover, Clothing Guard w/ Pocket, FXDESK & ADJFULL/ADJDESK	1	1
NOTE: A - All seat depths will use the 16-19" deep replacement components only. B - After 7/9/07 Invacare recommends ordering armpads in pairs to assure uniform appearance on chair					

Front Riggings Reference Chart

For AT5544, 70NHD, PHW93

NOTE: Calf Pads with attaching hardware not included on Legrest.

NOTE: Pivot/Slide Tube attaching hardware not included.

NOTE: Pivot/Slide Tube and Footplates do not include Heel Loops. See Footrest and Legrest Accessories.

1651 = Composite footplate with 9-7/8" curved pivot/ slide tube.
AT5543 = Adjustable angle footplate with 9-7/8" straight pivot/ slide tube.
1350 = Extra large footplate with "L" style pivot/ slide tube.

Support Assemblies - AT5544, 70NHD, PHW93

Rigging Type	AT5544	70NHD	PHW93 (Black)
Right	8881045291 See Note(s) A	8881053149 See Note(s) A	1114755
Left	8881045292 See Note(s) A	8881053148 See Note(s) A	1114756

NOTE: A - Specify frame color when ordering, see page titled "Frame Finishes and Touch-Up Paints". Used for TDX SC models only

Pivot/ Slide Tube and Footplates For AT5544, 70NHD, PHW93

Footplate Type	1651 12-14" W	1651 15-16" W	1651 17-20" W	1350 17-20" W	AT5543 12-13" W	AT5543 14-15" W	AT5543 16-20" W
Right	1057859 See Note(s) A	1057869 See Note(s) A	1057879	1026395	1060442	1060444	1062756
Left	1057860 See Note(s) A	1057870 See Note(s) A	1057880	1026396	1060443	1060445	1062757
Right 2" Longer	1057861 See Note(s) A	1057871 See Note(s) A	1057881	1086515	N/A	1062758	1062760
Left 2" Longer	1057862-NLA See Note(s) A	1057872 See Note(s) A	1057882	1086517	N/A	1062759	1062761
Right 4" Longer	1058419-NLA See Note(s) A	1058421 See Note(s) A	1058423	1086516	N/A	1121138-NLA	1121140
Left 4" Longer	1058420-NLA See Note(s) A	1058422 See Note(s) A	1058424	1086518	N/A	1121139-NLA	1121141

Front Riggings Reference Chart

For AT5544, 70NHD, PHW93

NOTE: A - Not available on AT5544 legrest 13-15" wide

Front Riggings Reference Chart

For 90 SWING

NOTE: Footplates do not include heel loops. See footrest and legrest accessories.

AT5543 = Adjustable angle footplates without pivot/slide tubes.

Support Assemblies

Footplates are interchangeable with the support assemblies listed.

Rigging Type	90 SWING
Right	8881062596 See Note(s) A
Left	8881062597 See Note(s) A

NOTE: A - Specify frame color when ordering, see page titled "Frame Finishes and Touchup Paints".

Footplate Assemblies

Footplate Type	AT5543 12-13" W	AT5543 14-15" W	AT5543 16" W
Right	1060436-NLA	1060438	1062570
Left	1060437	1060439	1062571

Front Riggings Reference Chart

For PH93M2

NOTE: Pivot/Slide Tube attaching hardware not included.

NOTE: Pivot/Slide Tube and Footplates do not include Heel Loops. See Footrest and Legrest Accessories.

1650 = Aluminum footplate with "L" style pivot/slide tube.
AT5543 = Adjustable angle footplate with 9-7/8" straight pivot/ slide tube.

Support Assembly - PH93M2

Rigging Type	PH93M2 (Black)
Right	1122964-NLA
Left	1122965-NLA

Pivot/Slide Tube and Footplates For PH93M2

Footplate Type	1650 12-13" W	1650 14-15" W	1650 16" W	AT5543 12-13" W	AT5543 14-15" W	AT5543 16" W
Right	1123074-NLA	1123076-NLA	1057969-NLA	1060430	1060432	1062572
Left	1123075-NLA	1123077-NLA	1057970-NLA	1060431	1060433	1062573

Front Riggings Reference Chart

For PHAL4A

NOTE: Calf Pads with attaching hardware not included on Legrest.

NOTE: Pivot/Slide Tube attaching hardware not included.

NOTE: Pivot/Slide Tube and Footplates do not include Heel Loops. See Footrest and Legrest Accessories.

1650 = Aluminum footplate with "L" style pivot/slide tube.
1350 = Extra large footplate with "L" style pivot/slide tube.
AT5543 = Adjustable angle footplate with 9-7/8" straight pivot/ slide tube.

Support Assembly - PHAL4A

Rigging Type	PHAL4A (Chrome Only)
Right	1031437-NLA
Left	1031438-NLA

Pivot/Slide Tube and Footplates For PHAL4A

Footplate Type	1650 14-15" W	1650 16-20" W	1350 17-22" W	AT5543 14-15" W	AT5543 16-20" W
Right	1023905-NLA	1023907	1035456	1091775-NLA	1091777-NLA
Left	1023906-NLA	1023908	1035457	1091776-NLA	1091778-NLA

Front Riggings Reference Chart

70ST TAPER

NOTE: Pivot/Slide Tube attaching hardware not included.

NOTE: Pivot/Slide Tube and Footplates do not include Heel Loops. See Footrest and Legrest Accessories.

1651 = Composite footplate with 9-7/8" curved pivot/slide tube.

Support Assemblies - 70ST TAPER

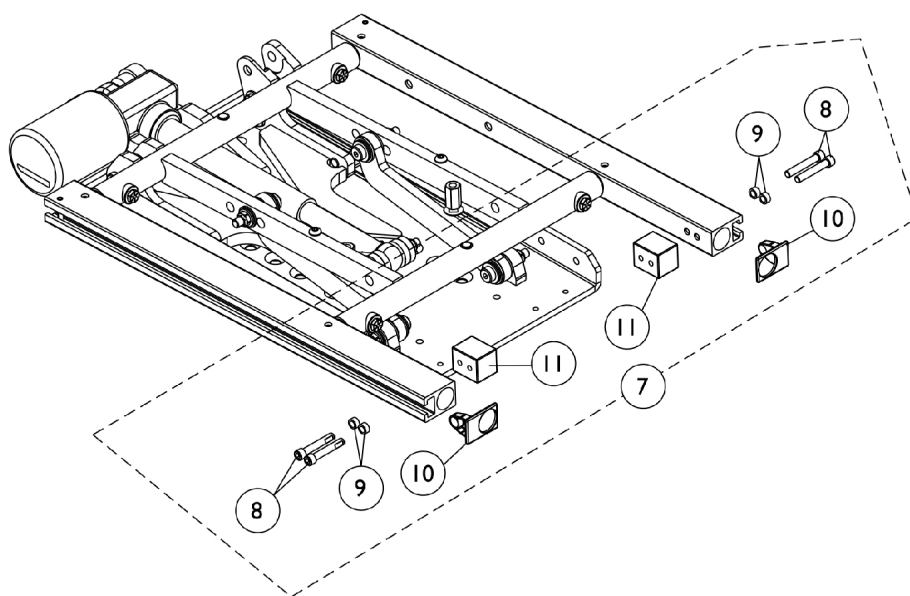
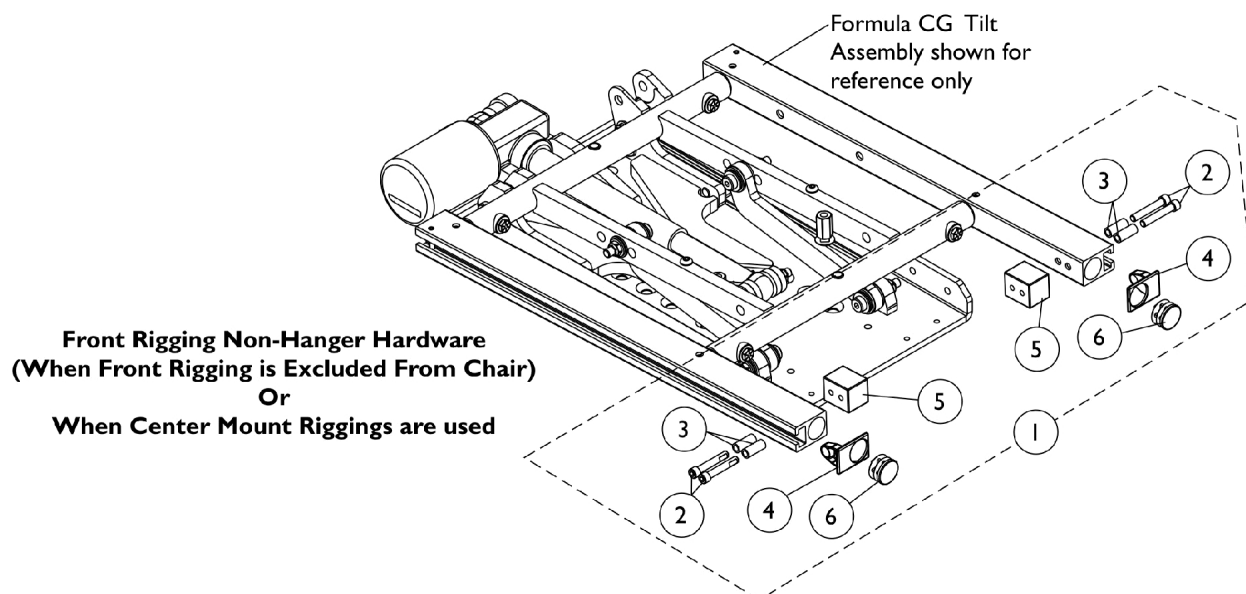
Rigging Type	70ST TAPER
Right	8881026996
	See Note(s) A
Left	8881026997
	See Note(s) A

NOTE: A - Specify frame color when ordering, see page titled "Frame Finishes and Touch-Up Paints". Used on TDX SC models only

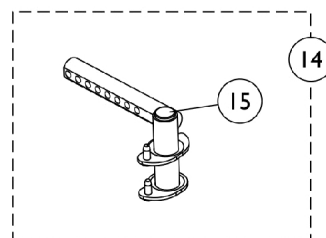
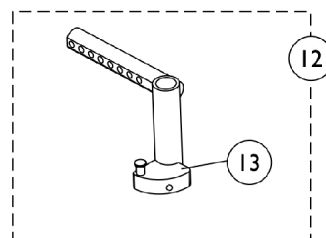
Pivot/Slide Tube and Footplates For 70ST TAPER

Footplate Type	1651 16-17" W	1651 18-19" W	1651 20" W
Right	1057859	1057869	1057879
Left	1057860	1057870	1057880
Right 2" Longer	1057861	1057871	1057881
Left 2" Longer	1057862-NLA	1057872	1057882

Front Rigging Hangers and Hardware Pin & Sector Style (12"-20" Wide)



Front Rigging Hanger Mounting Hardware
(For Sector and Pin Style Riggings)



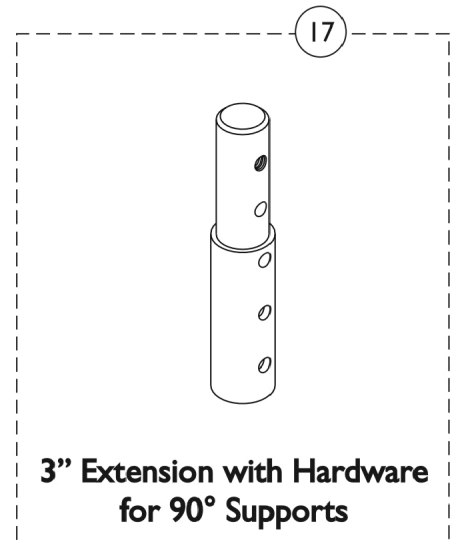
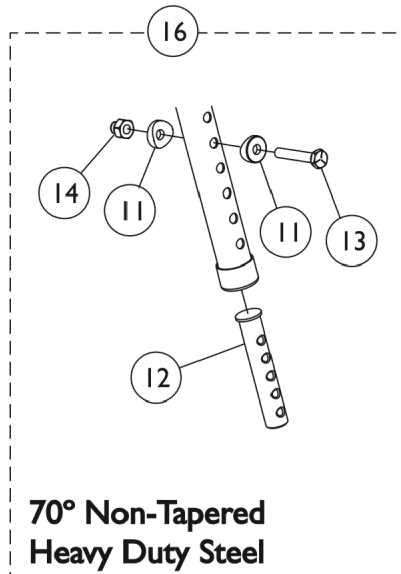
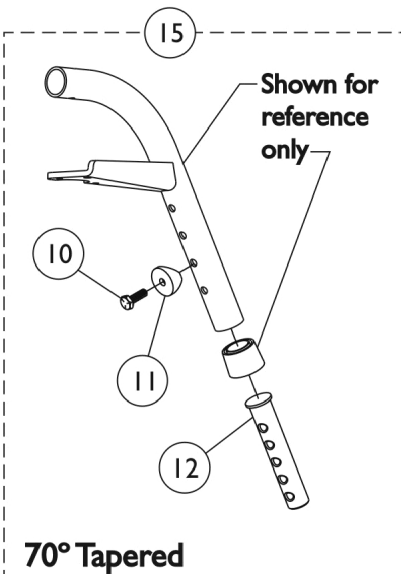
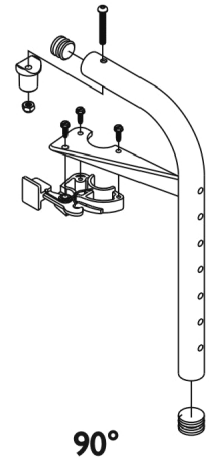
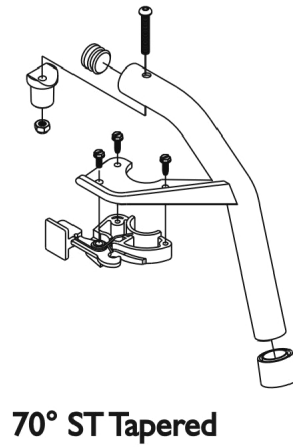
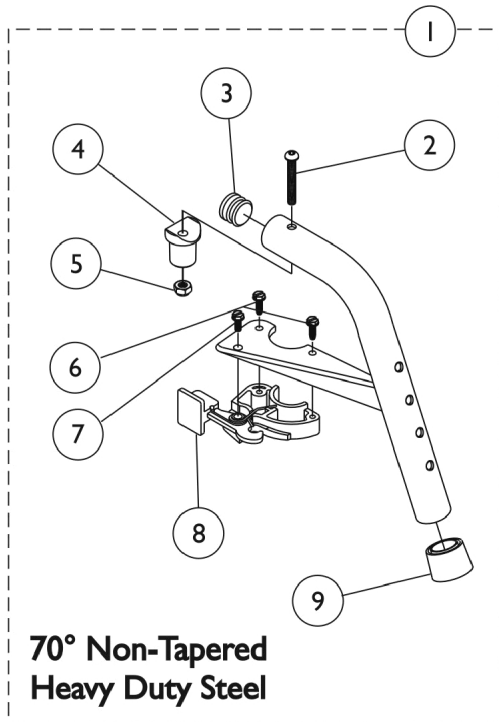
Front Rigging Hangers and Hardware

Pin & Sector Style (12"-20" Wide)

Item Number	Note	Part Number	Description	Quantity Per	
				Package	Assembly
1	A	1124723	Kit, Side Rail Cap Hardware (Pair)	1	1
2			Screw, Socket Head Cap w/ Patch (1/4-20 x 1-1/2")	1	4
3			Spacer (1/4 x 3/8 x 29/32")	1	4
4			Cap, End, Side Rail, Black	1	2
5			Block, Threaded	1	2
6			Plug Button, Black (1")	1	2
7	B	1125726	Kit, Front Rigging Hanger Mounting Hardware (Pair)	1	1
8			Screw, Socket Head Cap w/ Patch (1/4-20 x 1-1/2")	1	4
9			NLA - Spacer (1/4 x 3/8 x 3/16")	1	4
10			Cap, End, Side Rail, Black	1	2
11			Block, Threaded	1	2
12	C	1143416	Front Rigging Hanger Assembly w/ Sector Block, Black - Right	1	1
12	C	1143417	Front Rigging Hanger Assembly w/ Sector Block, Black - Left	1	1
13	D	1054571	Kit, Sector Block - Right	1	1
13	D	1054572	Kit, Sector Block - Left	1	1
14		1143783	Front Rigging Hanger Assembly w/ Plug Button, Hemi, Black - Right	1	1
14		1143784	Front Rigging Hanger Assembly w/ Plug Button, Hemi, Black - Left	1	1
15		1134426	Package, Plug Button, Black (3/4")	10	1
NOTE: A - Includes items 2-6 B - Includes items 8-11 C - Includes item 13 D - Includes Sector Block, Screw and Washer					

Footrest Support Assemblies

Sector Style



Slide Tube Mounting Hardware

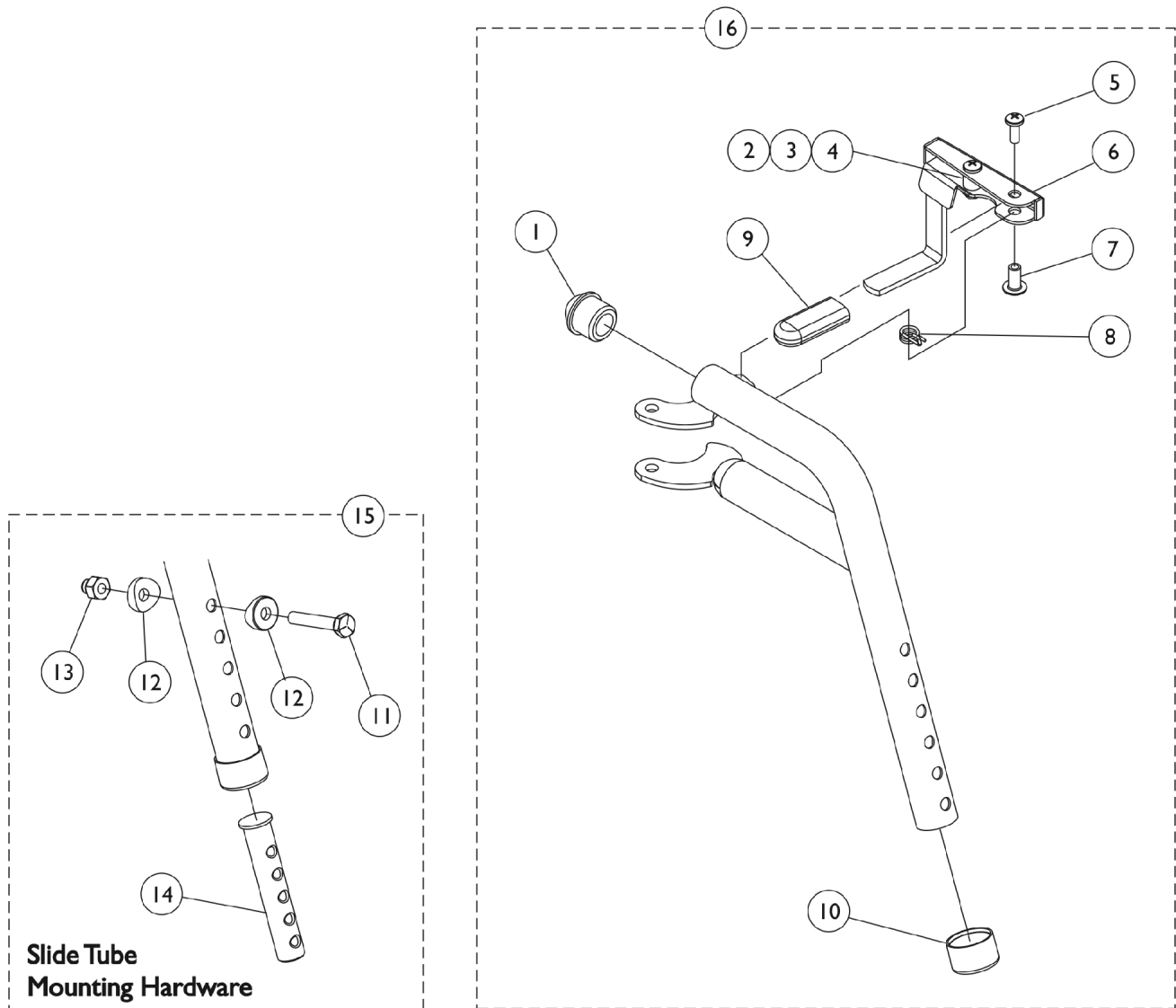
Footrest Support Assemblies Sector Style

Item Number	Note	Part Number	Description	Quantity Per	
				Package	Assembly
1	A,C,F	8881053149	Footrest Support Assembly, 70 Degree Non-Tapered Heavy Duty, Sector, Color - Right	1	1
1	A,C,F	8881053148	Footrest Support Assembly, 70 Degree Non-Tapered Heavy Duty, Sector, Color - Left	1	1
1	A,D,F	8881026996	Footrest Support Assembly, 70 Degree Tapered, Sector, Color - Right	1	1
1	A,D,F	8881026997	Footrest Support Assembly, 70 Degree, Tapered, Sector, Color - Left	1	1
1	A,D,F	8881062596	Footrest Support Assembly, 90 Degree, Sector, Color - Right	1	1
1	A,D,F	8881062597	Footrest Support Assembly, 90 Degree, Sector, Color - Left	1	1
2		1001762	Screw, Socket Button Head (1/4-20 x 1-3/4")	1	1
3		1029501	Plug Button, Black (1")	1	1
3		1056328	Plug Button, Black (1")	1	1
4		1017148	Pivot, Footrest	1	1
5		1025736	Locknut (1/4-20)	1	1
6		1025451	Screw, Slotted Hex Washer Head (#10-32 x 5/8")	1	2
7		1017423	Screw, Slotted Hex Washer Head w/ Patch (#10-32 x 1/2")	1	1
8		1025454	Housing, Latch - Right	1	1
8		1025455	Housing, Latch - Left	1	1
9		1026124	Collar, Anti-Rattle	1	1
10		1045267	Screw, Hex Head w/ Patch (1/4-20 x 3/4")	1	1
11	B	1026099	Spacer, Coved (1/4 x 11/16 x 1/2")	1	1
12	I	1020534	Insert, Threaded	1	1
13		1070759	Screw, Hex Head (1/4-20 x 1-1/2")	1	1
14		1044214	Nut, Hex with Nylon Cap (1/4-20)	1	1
15	G	1026703	Kit, Pivot/Slide Tube Mounting Hardware (Pair)	1	1
16	H	1057846	Kit, Pivot/Slide Tube Mounting Hardware (Pair)	1	1
17	A	8881038231	Kit, 3" Extension w/ Hardware (Pair)	1	1
	E	1026987	Guard, Impact (8" L)	1	1

NOTE: A - Specify frame color when ordering. See page titled "Frame Finishes and Touch-Up Paints."
 B - Item 16 takes 2 per assembly
 C - Uses Item Number 3, Plug Button 1029501
 D - Uses Item Number 3, Plug Button 1056328
 E - Not Shown. For 70 deg. Tapered Footrest.
 F - Includes items 2-9
 G - Includes items 10-12
 H - Includes items 11-14
 I - As of 8/15/03, the Threaded Insert was revised from 3 to 5 Holes. Threaded Insert is Backward Compatible and does not require ordering in Pairs.

PHW93 (Hemi) Footrest Supports

Black (Pin Style)

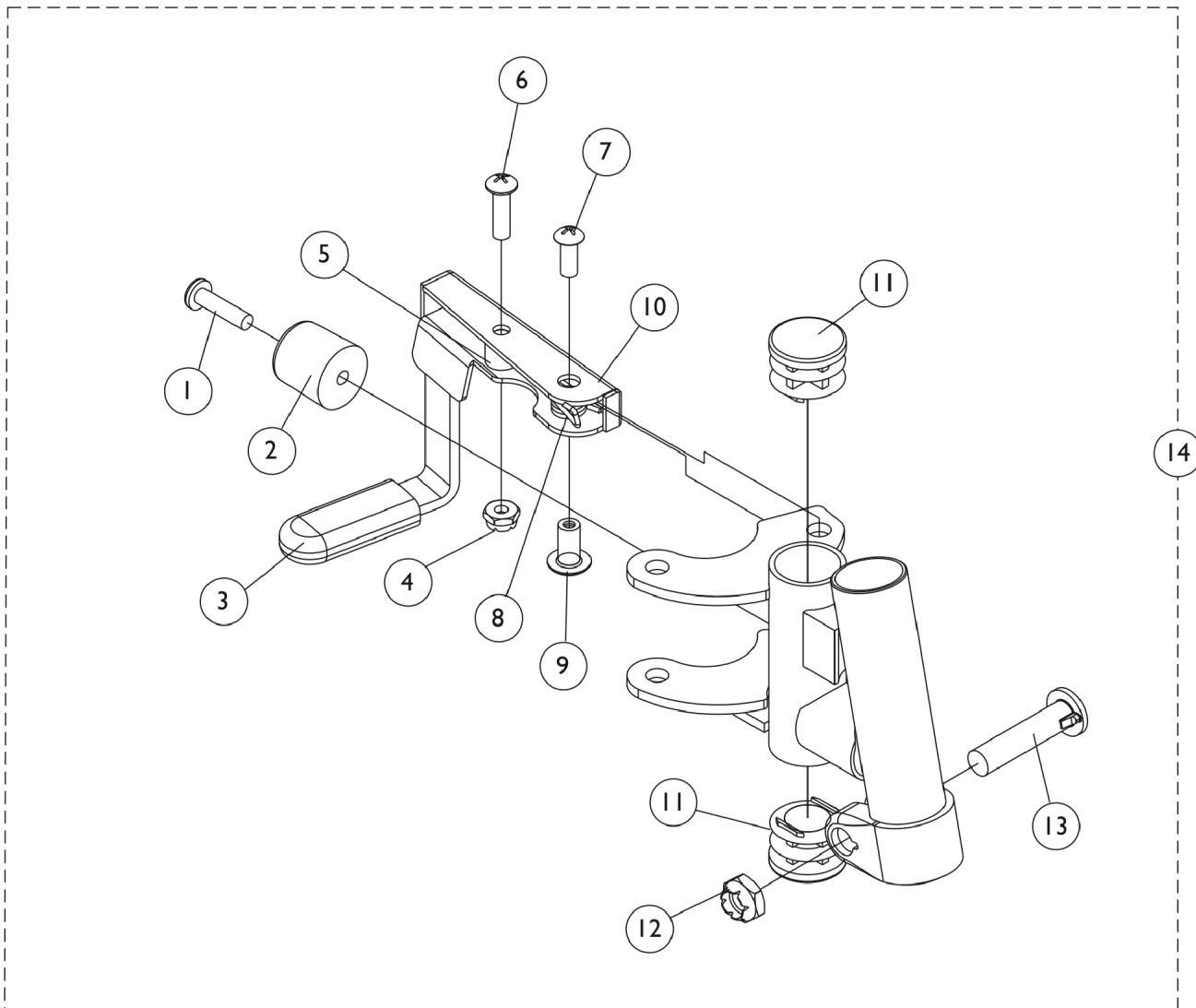


PHW93 (Hemi) Footrest Supports Black (Pin Style)

Item Number	Note	Part Number	Description	Quantity Per	
				Package	Assembly
1		1020719	Anti-Rattle, Black	1	1
2		1025716	Screw, Phillips Pan Head (#10-32 x 11/16")	1	1
3		47565X057	Bushing (7/32 x 3/8 x 11/32")	1	1
4		1025735	Locknut (#10-32)	1	1
5		1026114	Screw, Phillips Pan Head (#10-32 x 1/2")	1	1
6	A	1114749-NLA	NLA - Handle, Release, Black - Right	1	1
6	A	1114750-NLA	NLA - Handle, Release, Black - Left	1	1
7		1028846-NLA	NLA - Rivnut (#10-32)	1	1
8		1028707	Spring, Release - Right	1	1
8		1028708	Spring, Release - Left	1	1
9		1006490	Tip, Plastic, Black	1	1
10		15680X012	Collar, Anti-Rattle (7/8")	1	1
11		1070759	Screw, Hex Head (1/4-20 x 1-1/2")	1	1
12		1026099	Spacer, Coved (1/4 x 11/16 x 1/2")	1	2
13		1044214	Nut, Hex with Nylon Cap (1/4-20)	1	1
14	D	1020534	Insert, Threaded	1	1
15	C	1074143	Kit, Slide Tube Mounting Hardware	1	1
16	B	1114755	Footrest Support Assembly, Hemi, Black - Right	1	1
16	B	1114756	Footrest Support Assembly, Hemi, Black - Left	1	1
NOTE: A - Includes items 2-4 B - Includes items 1-10 C - Includes items 11-14 D - As of 8/15/03, the Threaded Insert was revised from 3 to 5 Holes. Threaded Insert is Backward Compatible and does not require ordering in Pairs.					

PH93M2 (Hemi) Footrest Supports

Black (Pin Style)

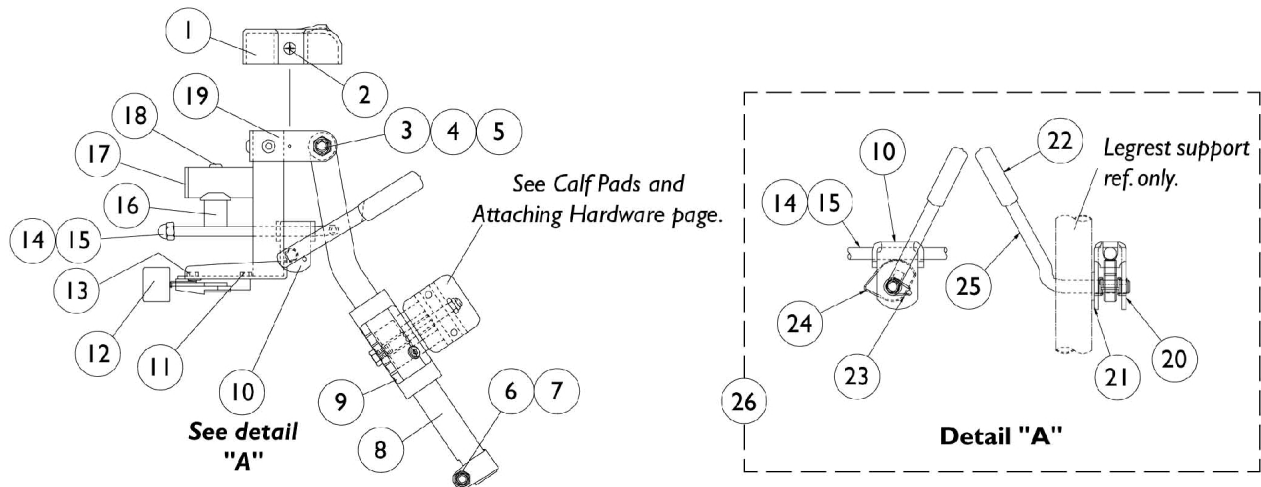


PH93M2 (Hemi) Footrest Supports Black (Pin Style)

Item Number	Note	Part Number	Description	Quantity Per	
				Package	Assembly
1		1030979	Screw, Phillips Pan Head Tap (#10-32 x 3/4")	1	1
2		1022874	Bumper	1	1
3		1006490	Tip, Plastic, Black	1	1
4		60279X003	Locknut (#10-32)	1	1
5		47565X057	Bushing (7/32 x 3/8 x 11/32")	1	1
6		40163X008	Screw, Phillips Pan Head (#10-32 x 11/16")	1	1
7		40163X002	Screw, Phillips Round Head (#10-32 x 1/2")	1	1
8		1008935	Spring, Release - Right	1	1
8		1008936	Spring, Release - Left	1	1
9		67005X000	Rivnut (#10-32)	1	1
10		1114745	Handle, Release, Black - Right	1	1
10		1114746	Handle, Release, Black - Left	1	1
11		1027095	Plug Button, Black (7/8")	1	2
12		60264X001	Locknut (5/16-24)	1	1
13		11232X009	Bolt, Lug (5/16-24 x 1-3/8")	1	1
14	A	1122964-NLA	NLA - Footrest Support Assembly, Hemi, Black - Right	1	1
14	A	1122965-NLA	NLA - Footrest Support Assembly, Hemi, Black - Left	1	1

NOTE: A - Includes items 1-13

AT5544 Legrest Supports (Sector Style) 16" and Wider Chairs



AT5544 Legrest Supports

(Sector Style)

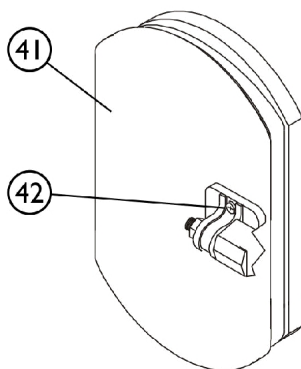
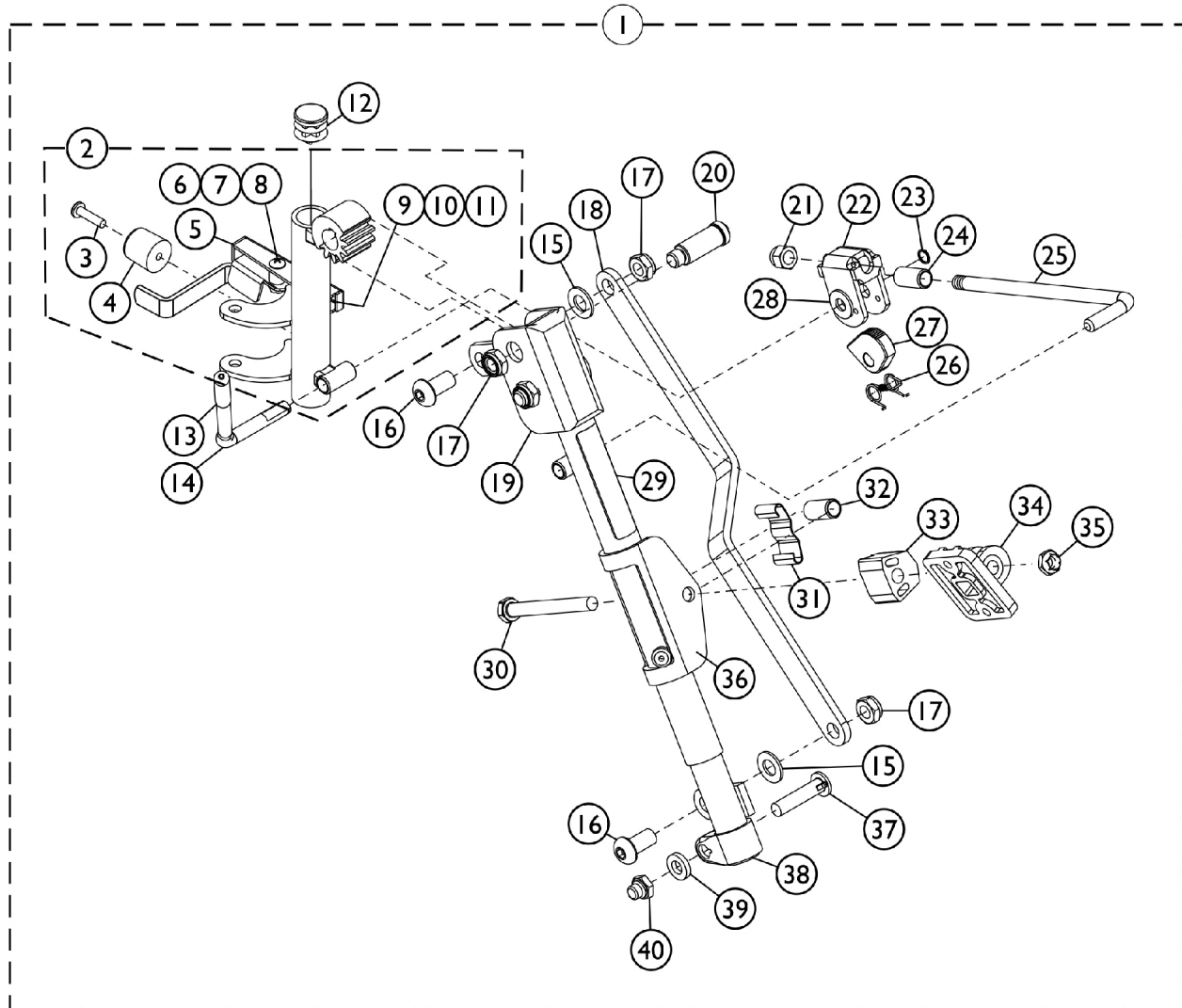
16" and Wider Chairs

Item Number	Note	Part Number	Description	Quantity Per	
				Package	Assembly
1		1017187	Cover, Top	1	1
2		1028529	Screw, Phillips Pan Head (#8-32 x 3/8")	1	2
3		40363X000	Hex Nut (3/8"-16)	1	1
4		1058636-NLA	NLA - Washer, Nylon (25/64 x 7/8 x 1/32")	1	2
5		11919X000-NLA	NLA - Screw, Slotted Truss Head (3/8-16 x 1-1/2")	1	1
6		1025730	Locknut (5/16-24)	1	1
7		1026030	Bolt, Lug (5/16-24 x 1-3/8")	1	1
8		1043556-NLA	NLA - Tube, Elevating Adjustable Support, Black - Right	1	1
8		1043557-NLA	NLA - Tube, Elevating Adjustable Support, Black - Left	1	1
8	A	8881048851	Tube, Elevating Adjustable Support, Color - Right	1	1
8	A	8881048852	Tube, Elevating Adjustable Support, Color - Left	1	1
9		1032266	Bracket, Legrest Pad Mounting, Black	1	1
10		04528X002	Bracket, Release, Black	1	1
11		1025451	Screw, Slotted Hex Washer Head (#10-32 x 5/8")	1	2
12		1025454	Housing, Latch - Right	1	1
12		1025455	Housing, Latch - Left	1	1
13		1017423	Screw, Slotted Hex Washer Head w/ Patch (#10-32 x 1/2")	1	1
14		42326X001	Bar, Ratchet	1	1
15		10261X000	Nut, Acorn (5/16-24)	1	1
16		1017148	Pivot, Footrest	1	1
17		1029501	Plug Button, Black (1")	1	1
18		1001762	Screw, Socket Button Head (1/4-20 x 1-3/4")	1	1
19	A	8881045289	Bracket, Legrest Support, Color - Right	1	1
19	A	8881045290	Bracket, Legrest Support, Color - Left	1	1
20		1040831	Ring, Snap	1	1
21		1013519	Washer, Nylon (5/16 x 11/16 x 1/16")	1	1
22		1040060	Tip, Plastic, Black	1	1
23		1037485	Spring, Release	1	1
24		1037125	Cam, Legrest	1	1
25		1037126	Handle, Release	1	1
26	B	1096974	Kit, Elevating Legrest Ratchet Hardware (Pair)	2	1
	C,D	1096943-NLA	NLA - Instruction Sheet, Ratchet Kit	1	1
	A,C	8881045291	Legrest Support Assembly, Sector, Color - Right	1	1
	A,C	8881045292	Legrest Support Assembly, Sector, Color - Left	1	1

NOTE: A - Specify frame color when ordering. See page titled "Frame Finishes and Touch-Up Paints".
B - Includes items 10, 14, 15 and 20-25
C - Not Shown
D - Item is no longer available from the Invacare Service Parts Department. Refer to the Invacare Website under "Product Literature Search". Enter the part number in the "Keywords" field and download a free PDF version copy.

PHAL4A (Hemi) Articulating Legrest Supports Chrome

Due to a change to the Legrest Calf Pad size made on 4/23/12, you must also order the hardware kit (1068649) when ordering replacement Calf Pads.



PHAL4A (Hemi) Articulating Legrest Supports

Chrome

Due to a change to the Legrest Calf Pad size made on 4/23/12, you must also order the hardware kit (1068649) when ordering replacement Calf Pads.

Item Number	Note	Part Number	Description	Quantity Per	
				Package	Assembly
1	B	1031437-NLA	NLA - Legrest Support Assembly, Articulating, Hemi, Chrome - Right	1	1
1	B	1031438-NLA	NLA - Legrest Support Assembly, Articulating, Hemi, Chrome - Left	1	1
2	G	1023092-NLA	NLA - Legrest Support Tube Assembly, Hemi, Chrome - Right	1	1
2	G	1023093-NLA	NLA - Legrest Support Tube Assembly, Hemi, Chrome - Left	1	1
3		1030979	Screw, Phillips Pan Head Tap (#10-32 x 3/4")	1	1
4		1022874	Bumper	1	1
5		1035539	Handle, Release, Black - Right	1	1
5		1035540	Handle, Release, Black - Left	1	1
6		47565X057	Bushing (7/32 x 3/8 x 11/32")	1	1
7		60279X003	Locknut (#10-32)	1	1
8		40163X008	Screw, Phillips Pan Head (#10-32 x 11/16")	1	1
9		1008935	Spring, Release - Right	1	1
9		1008936	Spring, Release - Left	1	1
10		67005X000	Rivnut (#10-32)	1	1
11		40163X002	Screw, Phillips Round Head (#10-32 x 1/2")	1	1
12		1027097	Plug Button, Black (3/4")	1	1
13		1040060	Tip, Plastic, Black	1	1
14		1037126	Handle, Release	1	1
15		1049527	Washer, Nylon (3/8 x 3/4 x 1/16")	1	2
16		1022866-NLA	NLA - Screw, Socket Button Head (3/8-16 x 3/4")	1	2
17		40363X000	Hex Nut (3/8"-16)	1	3
18		1022846-NLA	NLA - Bar, Link, Black	1	1
19		1022877-NLA	NLA - Tube, Support and Drive Link, Chrome - Right	1	1
19		1022878-NLA	NLA - Tube, Support and Drive Link, Chrome - Left	1	1
20		1022854-NLA	NLA - Screw, Shoulder Slotted Head (1/2 x 1-1/8", 3/8-16)	1	1
21		10261X000	Nut, Acorn (5/16-24)	1	1
22		04528X002	Bracket, Release, Black	1	1
23		1040831	Ring, Snap	1	1
24		47328X003	Bushing, Pivot (5/16 x 7/16 x 7/8")	1	1
25		42326X004	Bar, Ratchet - Right/Left	1	1
26		1037485	Spring, Release	1	1
27		1037125	Cam, Legrest	1	1
28		1013519	Washer, Nylon (5/16 x 11/16 x 1/16")	1	1
29		1024911-NLA	NLA - Decal, Smartleg	1	1
30		1014807	Screw, Hex Head (5/16-24 x 3-1/4")	1	1
31		48823X008	Spring, Leaf	1	1
32		47328X003	Bushing, Pivot (5/16 x 7/16 x 7/8")	1	1

PHAL4A (Hemi) Articulating Legrest Supports

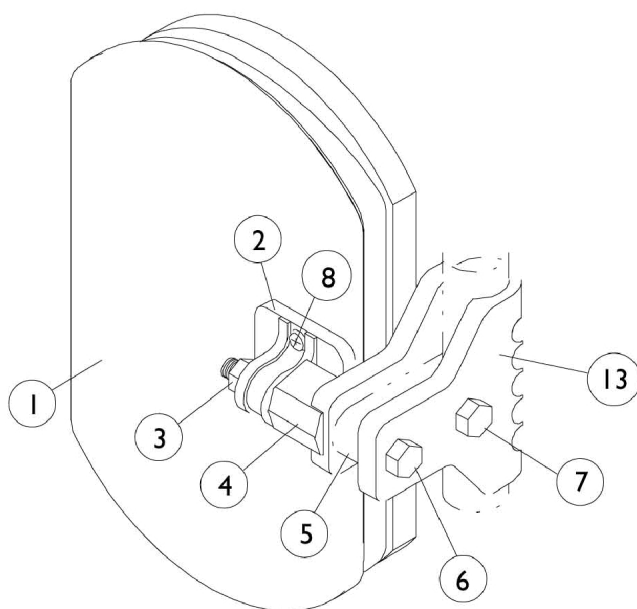
Chrome

Due to a change to the Legrest Calf Pad size made on 4/23/12, you must also order the hardware kit (1068649) when ordering replacement Calf Pads.

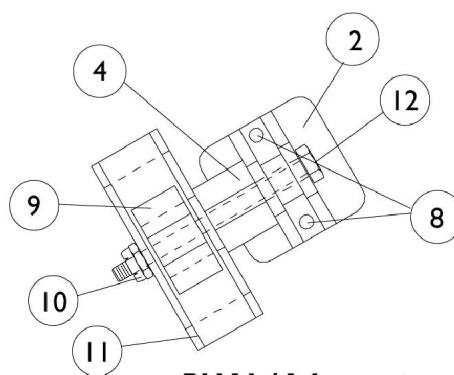
Item Number	Note	Part Number	Description	Quantity Per	
				Package	Assembly
33		1025133	Spacer, Legrest Pad, Black	1	1
34		04526X019	Plate, Legrest Pad	1	1
35		60264X001	Locknut (5/16-24)	1	1
36		1025104	Bracket, Legrest, Chrome	1	1
37		11232X009	Bolt, Lug (5/16-24 x 1-3/8")	1	1
38		1022848	Tube, Slide, Articulating, Chrome - Right	1	1
38		1022849	Tube, Slide, Articulating, Chrome - Left	1	1
39		1027377	Washer (#20)	1	1
40		1107321	Nut, Low Cap (5/16"-24)	1	1
41	A,C,F	88804529X003	Pad, Legrest, Vinyl - Right	1	1
41	A,C,F	88804529X004	Pad, Legrest, Vinyl - Left	1	1
41	A,D,F	8881091764	Pad, Legrest, Vinyl - Right/Left	1	1
42	E	1068649	Hardware, Legrest Pad	1	1
			Screw, Phillips Pan Head (#10-32 x 11/16")	1	2
			Screw, Phillips Pan Head (#10-32 x 1")	1	2
			Instruction Sheet, Legrest Pad Mtg.	1	1
NOTE: A - Specify upholstery color U67 black when ordering. B - Includes items 3-40. C - For 14"-15" wide seats D - For 16" wide seats E - Includes Screws and Instruction Sheet. F - Due to a change to the Legrest Calf Pad size made on 4/23/12, you must also order the hardware kit (1068649) when ordering replacement Calf Pads. G - Includes the Legrest Support Tube and items 3-11.					

Calf Pads and Attaching Hardware

Due to a change to the Legrest Calf Pad size made on 4/23/12, you must also order the hardware kit (1066591) when ordering replacement Calf Pads.



AT5544 Legrest.



PHAL4A Legrest

Calf Pads and Attaching Hardware

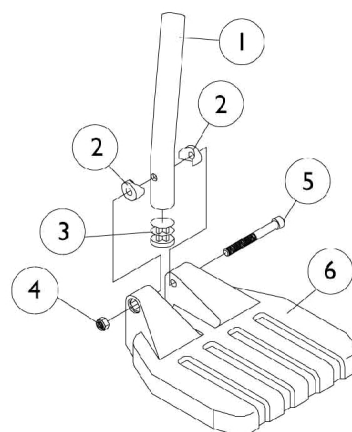
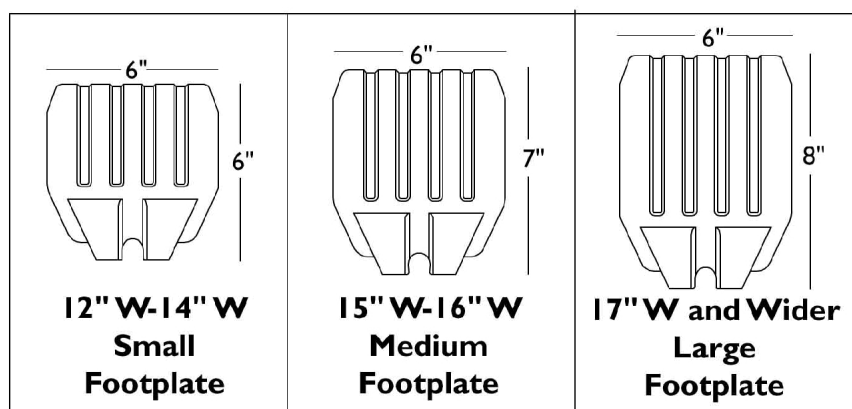
Due to a change to the Legrest Calf Pad size made on 4/23/12, you must also order the hardware kit (1066591) when ordering replacement Calf Pads.

Item Number	Note	Part Number	Description	Quantity Per	
				Package	Assembly
1	A,D	8881091759	Pad w/ Cover and Screws, Legrest Vinyl (Pair)	2	1
1	A,D	8881091764	Pad, Legrest, Vinyl - Right/Left	1	1
1	A,B,D	88804529X003	Pad, Legrest, Vinyl - Right	1	1
1	A,B,D	88804529X004	Pad, Legrest, Vinyl - Left	1	1
2		04526X019	Plate, Legrest Pad	1	1
3		1025730	Locknut (5/16-24)	1	1
4		1025133	Spacer, Legrest Pad, Black	1	1
5		1032267	Spacer, Legrest Pad Mounting, Black	1	1
6		1037110	Screw, Hex Head (5/16-24 x 3-1/2")	1	1
7		1028514	Screw, Hex Head (5/16-24 x 1-1/2")	1	1
8	C	1066591	Hardware, Legrest Pad	1	1
			Screw, Phillips Pan Head (#10-32 x 11/16")	1	2
			Screw, Phillips Pan Head (#10-32 x 1")	1	2
			Instruction Sheet, Legrest Pad Mtg.	1	1
9		48823X008	Spring, Leaf	1	1
10		60264X001	Locknut (5/16-24)	1	1
11		1025104	Bracket, Legrest, Chrome	1	1
12		1014807	Screw, Hex Head (5/16-24 x 3-1/4")	1	1
13		1032266	Bracket, Legrest Pad Mounting, Black	1	1
NOTE: A - Specify upholstery color. See page titled "Frame Finishes, Touch-Up Paints and Upholstery Options". B - 14"-15" Wide Chairs C - Includes Screws and Instruction Sheet. D - Due to a change to the Legrest Calf Pad size made on 4/23/12, you must also order the hardware kit (1066591) when ordering replacement Calf Pads.					

Pivot/Slide Tube and 1651 Composite Footplates

NOTE: Heel Loops are not included. See Footrest and Legrest Accessories.

NOTE: For complete pivot/slide tube and footplate assemblies, see Front Riggings Reference Charts



Pivot/Slide Tube and 1651 Composite Footplates

NOTE: Heel Loops are not included. See Footrest and Legrest Accessories.

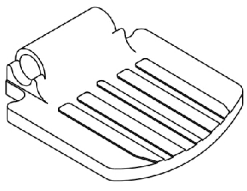
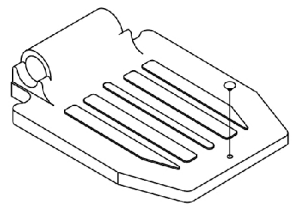
NOTE: For complete pivot/slide tube and footplate assemblies, see Front Riggings Reference Charts

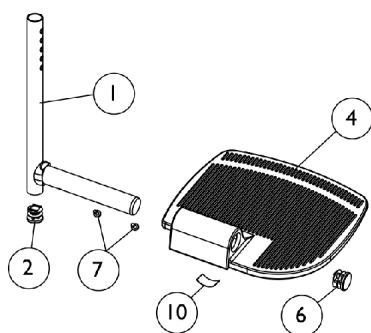
Item Number	Note	Part Number	Description	Quantity Per	
				Package	Assembly
1		1057852	Tube, Pivot/Slide, Curved End, Steel, Black (9-7/8")	1	1
1		1057854	Tube, Pivot/Slide, Curved End, 2" Longer, Steel, Black	1	1
1		1058418	Tube, Pivot/Slide, Curved End, 4" Longer, Steel, Black	1	1
2		1025457	Spacer, Coved (1/4 x 3/4 x 1 1/32")	1	2
3		1027097	Plug Button, Black (3/4")	1	1
4		1025195	Locknut (1/4-20)	1	1
5		60285X006	Screw, Socket Head (1/4-20 x 2-1/4")	1	1
6	A	1026879	Footplate, Composite, Small, Black (6" W x 6" L)	1	1
6	B	1026880	Footplate, Composite, Medium, Black (7" W x 6" L)	1	1
6	C	1026881	Footplate, Composite, Large, Black (8" W x 6" L)	1	1
6	D	1026879	Footplate, Composite, Small, Black (6" W x 6" L)	1	1
6	E	1026880	Footplate, Composite, Medium, Black (7" W x 6" L)	1	1
6	F	1026881	Footplate, Composite, Large, Black (8" W x 6" L)	1	1
NOTE: A - 12"-14" Wide B - 15"-16" Wide C - 17" and Wider D - 16"-17" Wide 70 ST TAPER E - 18"-19" Wide 70 ST TAPER F - 20" Wide 70 ST TAPER					

Pivot/Slide Tube and 1650, 1350 Aluminum Footplates

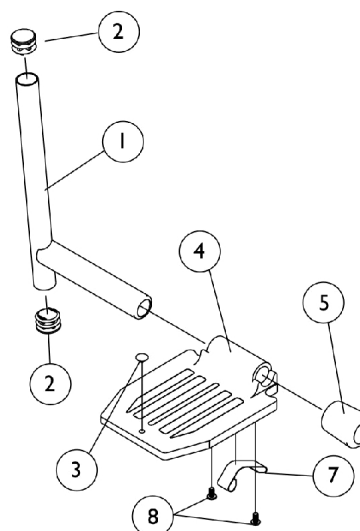
NOTE: Heel Loops are not included. See Footrest and Legrest Accessories

NOTE: For complete pivot/slide tube and footplate assemblies, see Front Riggings Reference Charts.

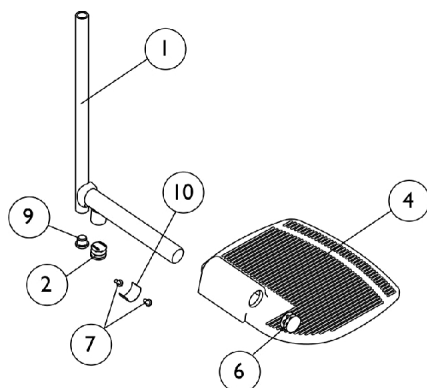
	
12"-15" Wide 1650 Standard Aluminum	16" W and Wider 1650 Standard Aluminum



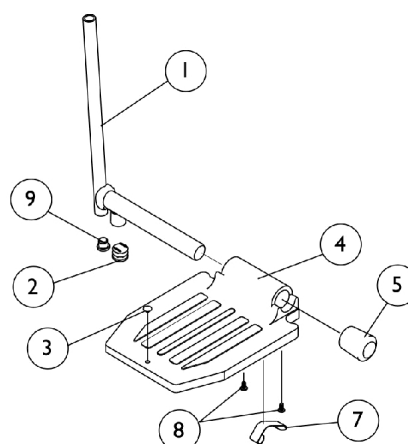
For AT5544, 70 NHD, PHW93



For PH93M2 Footrest



For PHAL4A Legrest



For PHAL4A Legrest

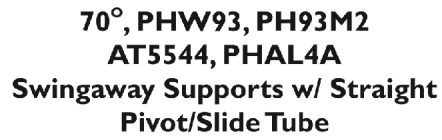
Pivot/Slide Tube and 1650, 1350 Aluminum Footplates

NOTE: Heel Loops are not included. See Footrest and Legrest Accessories

NOTE: For complete pivot/slide tube and footplate assemblies, see Front Riggings Reference Charts.

Item Number	Note	Part Number	Description	Quantity Per	
				Package	Assembly
1	A	1048834	Pivot/Slide Tube w/ Plug Button, Black	1	1
1	A	1098906	Pivot/Slide Tube w/ Plug Button, Black (2" Longer)	1	1
1	A	1086482	Pivot/Slide Tube w/ Plug Button, Black (4" Longer)	1	1
1	B	1041526	Pivot/Slide Tube w/ Plug Button Assembly, Chrome	1	1
1	C	1041527	Pivot/Slide Tube w/ Plug Button, Black	1	1
2		1027097	Plug Button, Black (3/4")	1	1
3		1070168	Plug, Push, Footplate	1	1
4	D	44200X032-NLA	NLA - Footplate, Aluminum, Extra Small, Black (5-3/4" W x 6" L)	1	1
4	E	44200X059	Footplate, Aluminum, Small, Black (6-3/4" W x 6" L)	1	1
4	F	44200X027	Footplate, Aluminum, Medium, Black (7-3/4" W x 6" L)	1	1
4		44200X025	Footplate, Aluminum, Extra Large, Black - Right (8" W x 8-1/2" L)	1	1
4		44200X026	Footplate, Aluminum, Extra Large, Black - Left (8" W x 8-1/2" L)	1	1
5		1016346	Cap, End, Tube, Black (7/8")	1	1
6		1027095	Plug Button, Black (7/8")	1	1
7		1006981	Spring, Tension	1	2
8		40120X001	Screw, Phillips Pan Head (#8-32 x 3/8")	1	2
9		1018133	Plug Button, Black (5/8")	1	1
10	G,H	1036123	Spring, Leaf	1	1
NOTE: A - Extra Large footplate for AT5544, 70 NHD, PHW93, B - Standard Aluminum and Extra Large footplate for PHAL4A C - Standard Aluminum footplate for PH93M2 D - For 12"-13" wide seats E - For 14"-15" wide seats F - For 16" and wider seats G - Use with Extra Large Footplates. H - Use one or more leaf springs per assembly as required such that footplate may be moved by hand to the up-right position and remain in place.					

NOTE: Heel loops are not included. See footrest and legrest accessories.



AT5543 Adjustable Angle Footplates

90°, 70°, PHW93, AT5544, PH93M2, PHAL4A Swingaway Supports

NOTE: Heel loops are not included. See footrest and legrest accessories.

Item Number	Note	Part Number	Description	Quantity Per	
				Package	Assembly
1	A	See Chart	Pivot/ Slide Tube with Footplate Assemblies	1	1
2	B,G	1113572	Footplate, Adjustable Angle, Medium, Black (4-1/4" W x 8" L)	1	1
2	C,G	1113573	Footplate, Adjustable Angle, Large, Black (5-1/4" W x 8" L)	1	1
2	D,G	1113574	Footplate, Adjustable Angle, Extra Large, Black (6-1/4" W x 8" L)	1	1
3		1058517	Clamp, Footplate	1	1
4		1057855	Tube, Pivot and Slide, Straight, Steel, Black (9-7/8" L)	1	1
4	E	1120379	Tube, Pivot/Slide, Straight, Aluminium, Black (9-7/8" L)	1	1
4		1057856	Tube, Pivot/Slide, Straight, Steel, Black (11-7/8" L)	1	1
4	F	1091745-NLA	NLA - Tube, Pivot/Slide, Straight, Steel, Chrome (13-7/8" L)	1	1
5		1048816	Screw, Nylon Adjustment (1/2-13 x 7/8")	1	1
6		1052102	Hinge, Footplate - Right	1	1
6		1052103	Hinge, Footplate - Left	1	1
7		1029545	Screw, Socket Flat Head (1/4-20 x 3/4")	1	2
8		1022831	Screw, Socket Button Head (1/4-20 x 1-7/8")	1	1
9		1026900	Washer (1/4 x 23/32 x 1/16")	1	1
10		1016301	Washer, Nylon (5/16 x 7/8 x 1/8")	1	1
11		1036435	Washer, Nylon (1/4 x 7/8 x 1/32")	1	1
12		1025457	Spacer, Coved (1/4 x 3/4 x 11/32")	1	1
13		1026099	Spacer, Coved (1/4 x 11/16 x 1/2")	1	1
14		1026907	Washer (1/4 x 1/2 x 1/16")	1	1
15		1025736	Locknut (1/4-20)	1	1
16		1082686	Nut, Barrel, Hex Head (1/4-20 x 11/16")	1	2

NOTE: A - Includes Items 2 thru 14.
 B - For 12-13" wide chairs
 C - For 14-15" wide chairs
 D - For 16" and wider chairs
 E - For PH93M2 only.
 F - For PHAL4A only.
 G - This footplate was revised 9/2/2008 with rounder corners and accessory holes changed from 8 to 4. Recommended to replace the footplate in pairs to match sides.

#1 Pivot/ Slide Tube with Footplate Assemblies

Rigging Type	90 Degree w/o Pivot/Slide Tube	70, PHW93 AT5544 (9-7/8" Tube)	70, PHW93 AT5544 (11-7/8" Tube)	PH93M2 (9-7/8" Tube)	PHAL4A (13-7/8" Tube)
12-13" W - Right (4-1/4" Footplate)	1060436-NLA	1060442	N/A	1060430	N/A

AT5543 Adjustable Angle Footplates

90°, 70°, PHW93, AT5544, PH93M2, PHAL4A Swingaway Supports

NOTE: Heel loops are not included. See footrest and legrest accessories.

#1 Pivot/ Slide Tube with Footplate Assemblies

Rigging Type	90 Degree w/o Pivot/Slide Tube	70, PHW93 AT5544 (9-7/8" Tube)	70, PHW93 AT5544 (11-7/8" Tube)	PH93M2 (9-7/8" Tube)	PHAL4A (13-7/8" Tube)
12-13" W - Left (4-1/4" Footplate)	1060437	1060443	N/A	1060431	N/A
14-15" W - Right (5-1/4" Footplate)	1060438	1060444	1062758	1060432	1091775-NLA
14-15" W - Left (5-1/4" Footplate)	1060439	1060445	1062759	1060433	1091776-NLA
16" and Wider - Right (6-1/4" Footplate)	1062570	1062756	1062760	1062572	1091777-NLA
16" and Wider - Left (6-1/4" Footplate)	1062571	1062757	1062761	1062573	1091778-NLA

Footrest and Legrest Accessories

NOTE: Heel loops for Power Articulating Legrest located on Power Articulating Legrest page.

Item Number	Note	Part Number	Description	Quantity Per	
				Package	Assembly
	A	1032243	Strap, Calf w/ Hook and Loop (36" L)	1	1
	A,B	1032214	H-Strap (24" L)	1	1
	A,C	1032215	H-Strap (26" L)	1	1
	A,D	1032216	H-Strap (31" L)	1	1
	A,E	1026987	Guard, Impact (8" L)	1	2
	A	See Chart	Heel Loops and Hardware (Not Including AT5543)	1	1
	A	See Chart	Attaching Hardware Part Numbers (Not Including AT5543)	1	1
	A	See Chart	AT5543 Heel Loops, Heel Loops w/ Ankle Straps and Hardware	1	1
	A	See Chart	Toe Loops and Hardware	1	1
NOTE: A - Not Shown B - 12-14" wide seats C - 15-16" wide seats D - 17" and wider seats E - For 70 deg. Tapered Footrest.					

Heel Loops and Hardware (Not Including AT5543)

Footplate Type	Chair Width	Heel Loop Single #	Heel Loop Pair #	Heel Loop w/ Ankle Strap Single # Rt.	Heel Loop w/ Ankle Strap Single # Lt.	Heel Loop w/ Ankle Strap Pair #	Attaching Hardware Pair #
Composite Small (1651)	12-14" W or 15-17" W Tapered	1028412-NLA	1035912-NLA	1035908-NLA	1035909-NLA	1035906	1035931
Composite Medium (1651)	15-16" W or 18-19" W Tapered	1017621	1035917-NLA	1035919	1035920	1035918	1035931
Composite Large (1651)	17-20" W or 20" W Tapered	1017621	1035917-NLA	1035932-NLA	1035933-NLA	1035930	1035931
Standard Aluminum (1650)	14-15" W	1025234-NLA	1035905	1035908-NLA	1035909-NLA	1035906	1035907
Standard Aluminum (1650)	16-20" W	1017621	1035917-NLA	1035919	1035920	1035918	1035907
X-Large Aluminum (1350)	16-20" W	1017621	1035917-NLA	1035919	1035920	1035918	1055241

Footrest and Legrest Accessories

NOTE: Heel loops for Power Articulating Legrest located on Power Articulating Legrest page.

Attaching Hardware Part Numbers (Not Including AT5543)

Footplate Type	Part Number	Part Number Consists of
Composite (1651)	1035931	(2) Screw, Phillips Pan Head (1/4-20 x 2-1/4") (2) Spacer (1/4 x 11/32 x 1-3/4") (2) Hex Nut w/ Nylon Cap (1/4-20) (2) Flat Washer (1/4 x 5/8 x 1/16")
Standard Aluminum (1650)	1035907	(2) Screw, Phillips Pan Head (1/4-20 x 2-1/2") (2) Spacer (1/4 x 11/32 x 1-3/4") (2) Locknut (1/4-20)
X-Large Aluminum (1350)	1055241	(2) Screw, Phillips Pan Head (1/4-20 x 2-1/4") (2) Spacer (1/4 x 11/32 x 1-3/4") (2) Locknut (1/4-20)

Footrest and Legrest Accessories

NOTE: Heel loops for Power Articulating Legrest located on Power Articulating Legrest page.

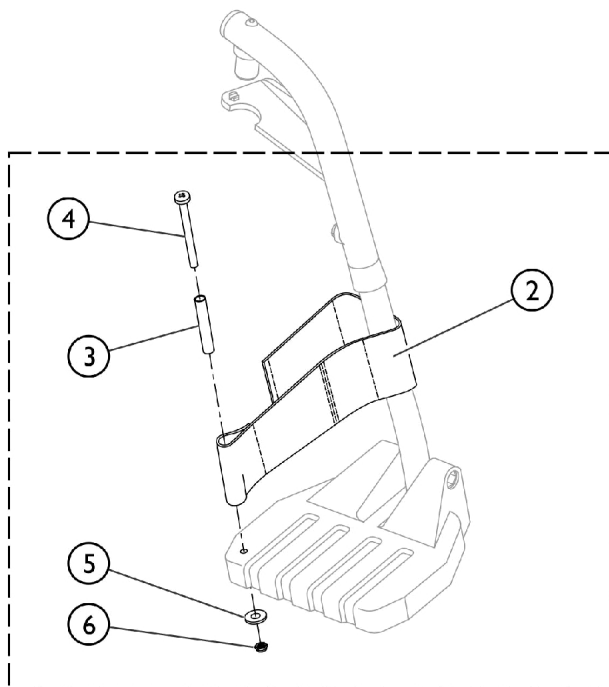
AT5543 Heel Loops, Heel Loops w/ Ankle Straps and Hardware

Footplate Type	Part Number	Part Number Consists of
AT5543 Adj. Angle	1160723 Kit, Heel Loop w/ Hardware, Adjustable Angle Footplate (Pair)	(2) Heel Loops (4) Screw, Phillips Pan Head (1/4-20 x 2-1/4") (4) Spacer (4) Locknut (1/4-20)
AT5543 Adj. Angle	1160724 Kit, Heel Loop w/ Ankle Strap and Hardware, Adjustable Angle Footplate (Pair)	(2) Heel Loops w/ Ankle Straps (4) Screw, Phillips Pan Head (1/4-20 x 2-1/4") (4) Spacer (4) Locknut (1/4-20)
Attaching Hardware Only	1035931 Kit, Heel Loop Attaching Hardware (Pair)	(2) Screw, Phillips Pan Head (1/4-20 x 2-1/4") (2) Spacer (1/4 x 11/32 x 1-3/4") (2) Hex Nut w/ Nylon Cap (1/4-20) (2) Flat Washer (1/4 x 5/8 x 1/16")

Toe Loops (1345) and Attaching Hardware

Footplate Type	Toe Loop w/o Hardware Single #	Toe Loop w/o Hardware Pair #	Attaching Hardware Part Number	Attaching Hardware Consists of
1651, 1650, 1350, Footplates	04572X025	1037087	1037089	4 each Screw, Phillips Pan Head (#10-32 x 7/8") 4 each Washer (1/4 x 3/4 x 3/32") 4 each Locknut (#10-32)
AT5543 Footplates	04572X025	1037087	1104749	4 each Screw, Phillips Pan Head (#10-32 x 1/2") 4 each Washer (1/4 x 3/4 x 3/32")

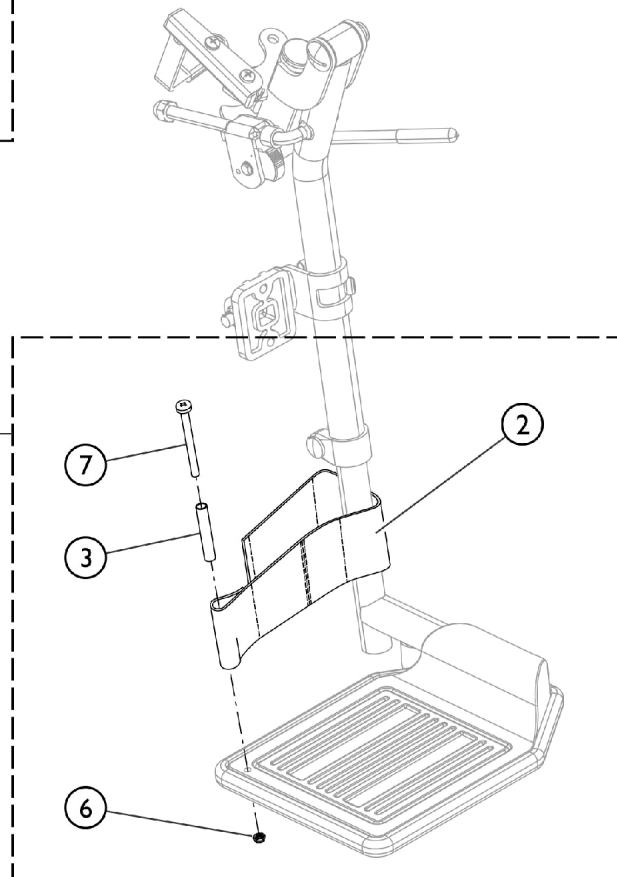
Front Riggings - Adjustable Heel Loops



1 Heel Loop and Hardware for All Footplate Options (Except Deluxe 1450)

Heel Loop and Hardware for Deluxe (1450) Footplates

11



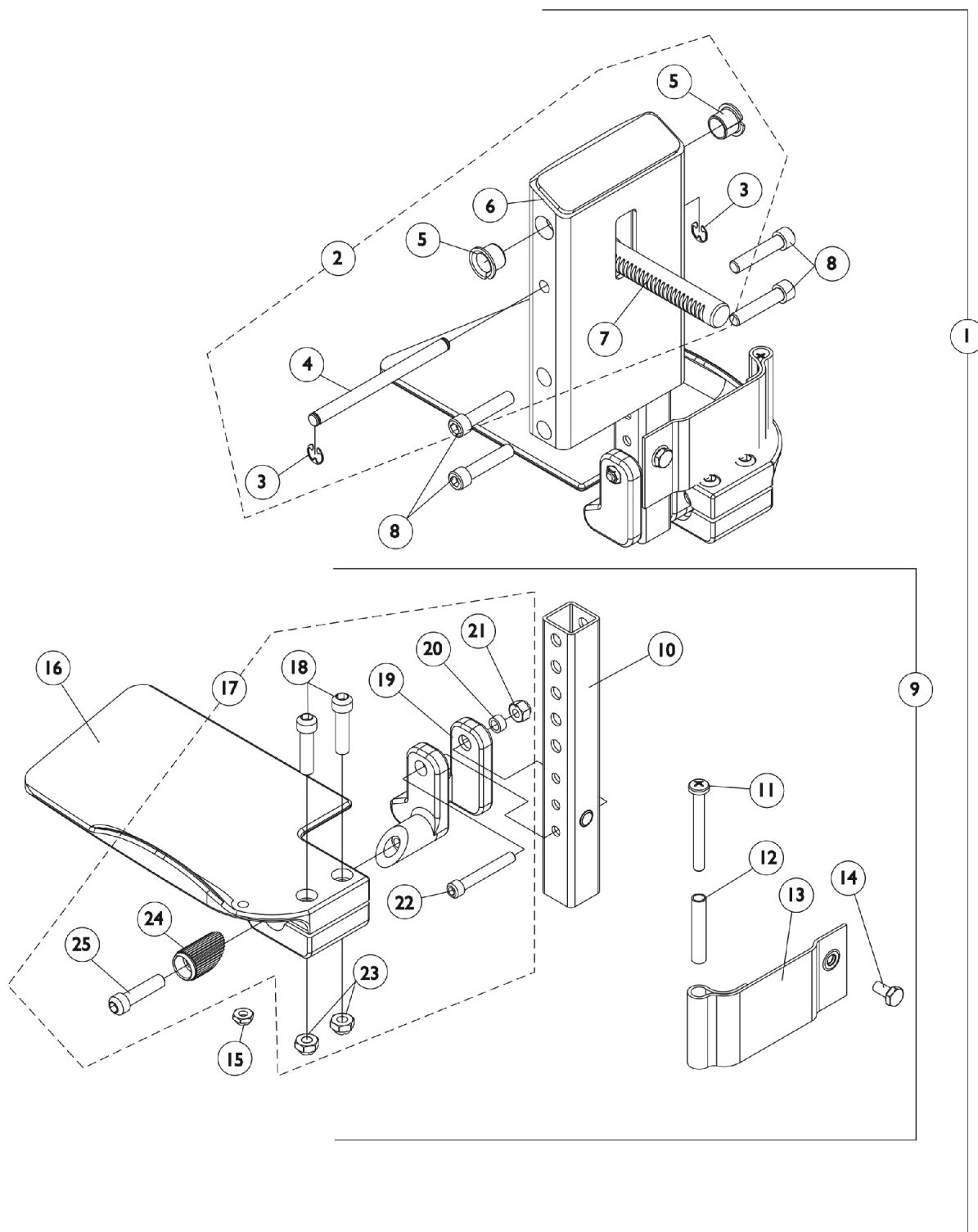
SCM_058A

Front Riggings - Adjustable Heel Loops

Item Number	Note	Part Number	Description	Quantity Per	
				Package	Assembly
1	A	1191117	Kit, Heel Loop, Adjustable w/ Hardware (Pair)	1	1
2			Heel Loop	1	2
3			NLA - Spacer (1/4 x 11/32 x 1-3/4")	1	2
4			NLA - Screw, Phillips Pan Head (1/4-20 x 2-1/4")	1	2
5			Washer, Flat (1/4 x 5/8 x 1/16")	1	2
6			Nut, Hex, Nylon Cap (1/4-20)	1	2
			Instruction Sheet, Adjustable Heel Loop	1	1
11	B	1191116	Kit, Heel Loop, Adjustable w/ Hardware, Deluxe 1450 (Pair)	1	1
2			Heel Loop	1	2
3			NLA - Spacer (1/4 x 11/32 x 1-3/4")	1	2
6			Nut, Hex, Nylon Cap (1/4-20)	1	2
7			NLA - Screw, Phillips Pan Head (1/4-20 x 2-1/2")	1	2
			Instruction Sheet, Adjustable Heel Loop	1	1

NOTE: A - Kit includes items 2 - 6. Used with all Footplates except Deluxe (1450).
 B - Kit includes items 2, 3, 6, and item 7. Used with Deluxe (1450) Footplates only.

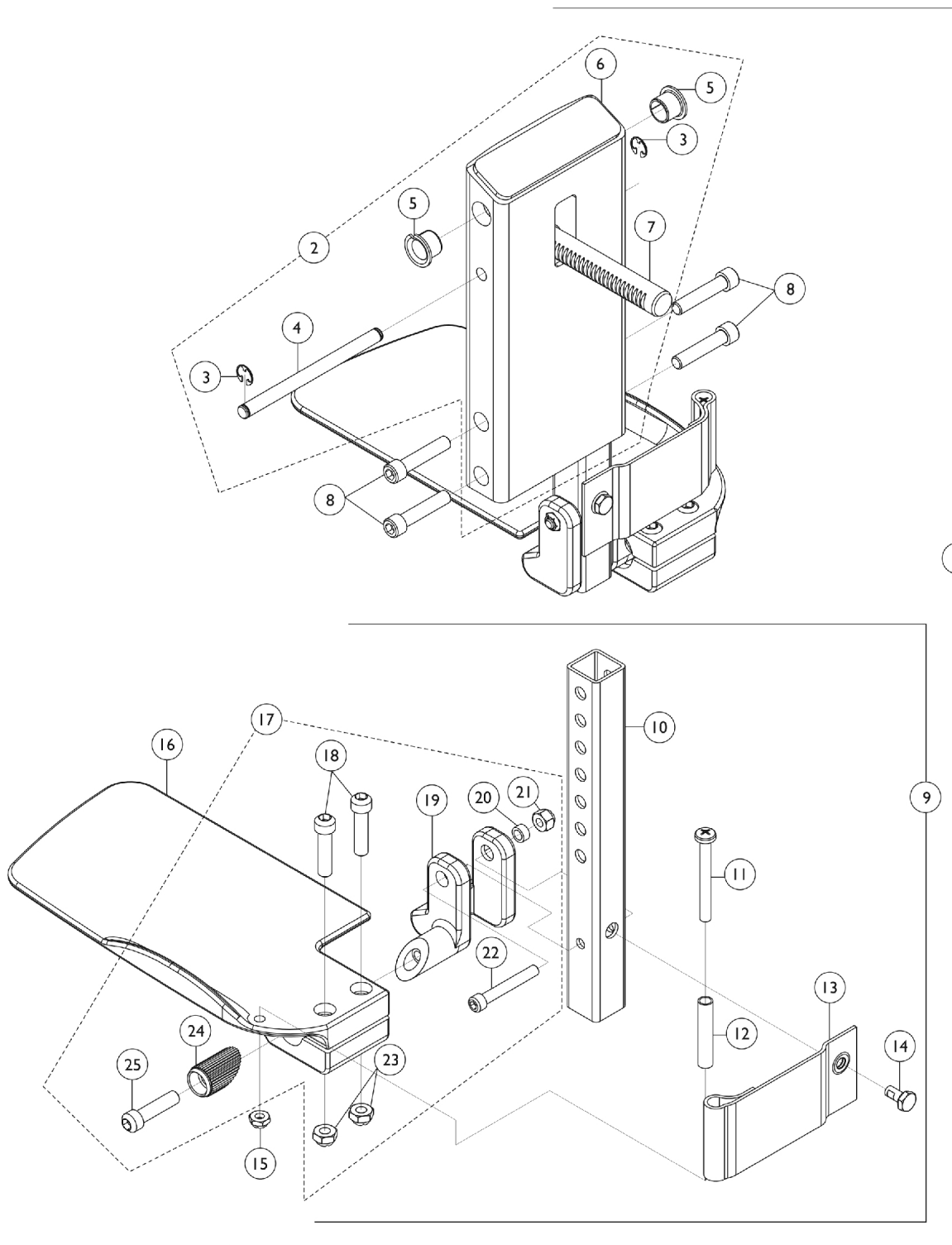
Front Rigging - Center Mount Rigging CTMT-FJ - Before 12/10/08 (CTMT-FJ = 9-1/4" - 12" Range)



Front Rigging - Center Mount Rigging CTMT-FJ - Before 12/10/08 (CTMT-FJ = 9-1/4" - 12" Range)

Item Number	Note	Part Number	Description	Quantity Per	
				Package	Assembly
1	A	See Note	See Footnote	1	1
2	B	1123021-NLA	NLA - Legrest Support Assembly, Center Mount, Junior, Black	1	1
3		1113376-NLA	NLA - Ring, Retainer (1/4 x 1/2 x 1/64")	1	2
4		1113373-NLA	NLA - Pin, Angle, Adjustable, ASBA	1	1
5		1110669	Bearing, Flange (1/2 x 13/16 x 1/2")	1	2
6		1121984-NLA	NLA - Support, Junior Legrest (CTMTJ/CTMT-FJ)	1	1
7		1113372	Rack, Center Mount Rigging Angle Adjustable	1	1
8		1021344	Screw, Socket Head (5/16-18 x 1-1/2")	1	4
9	C	1123042-NLA	NLA - Extension Tube and Footplate Assembly w/ Heel Loop, Junior - Right	1	1
9	C	1123043-NLA	NLA - Extension Tube and Footplate Assembly w/ Heel Loop, Junior - Left	1	1
10		1123044	Tube, Footrest Extension, Short (CTMTJ/CTMT-FJ = 9-1/4 - 12") (CTMT/CTMT-F = 12-1/4 - 15") (PCTMT = 10 - 13")	1	1
11		1021421-NLA	NLA - Screw, Phillips Pan Head (1/4-20 x 2-1/4")	1	2
12		1006477-NLA	NLA - Spacer (1/4 x 11/32 x 1-3/4")	1	2
13		1121996-NLA	NLA - Heel Loop, Center Mount Rigging	1	2
14		1078214	Screw, Hex Head w/ Patch (1/4-20 x 1/2")	1	2
15		1025195	Locknut (1/4-20)	1	2
16		1121988-NLA	NLA - Footplate, CTMTJ/CTMT-FJ - Right (5-1/4" W x 8-13/16" L)	1	1
16		1121989-NLA	NLA - Footplate, CTMTJ/CTMT-FJ - Left (5-1/4" W x 8-13/16" L)	1	1
17	D	1120345-NLA	NLA - Center Mount Rigging Footplate Mounting Hardware - Right	1	1
17	D	1121123-NLA	NLA - Center Mount Rigging Footplate Mounting Hardware - Left	1	1
18		1021343	Screw, Socket Head (5/16-18 x 1-1/4")	1	2
19		1113384-NLA	NLA - Hinge, Adjustable Angle - Right	1	1
19		1113385-NLA	NLA - Hinge, Adjustable Angle - Left	1	1
20		1047449-NLA	NLA - Spacer (1/4 x 3/8 x 3/16")	1	1
21		1065362	Locknut (1/4-28)	1	1
22		1096810	Screw, Socket Head (1/4-28 x 1-3/4")	1	1
23		1108122-NLA	NLA - Locknut (5/16-18)	1	2
24		1113530	Attachment, Hinge	1	1
25		1021343	Screw, Socket Head (5/16-18 x 1-1/4")	1	1
NOTE: A - As of 12/10/08, item 1 is no longer available. Individual parts may be ordered separately. B - Includes items 3-7 C - Includes items 10-16 & 17 D - Includes items 18-25					

Front Rigging - Center Mount Rigging (CTMT-F) - Before 12/10/08 (CTMT-F = 12-1/4" - 15" Range)



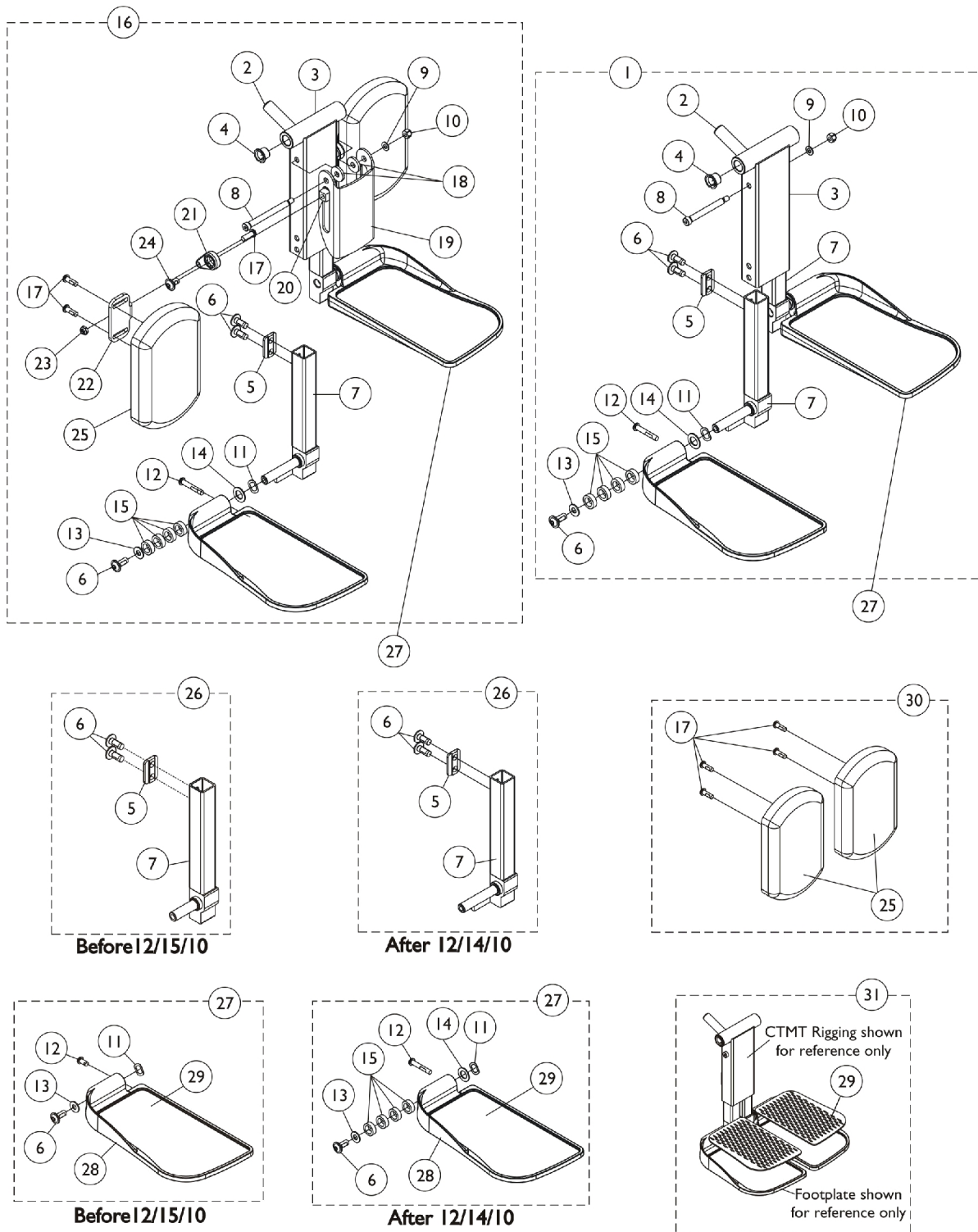
Front Rigging - Center Mount Rigging (CTMT-F) - Before 12/10/08 (CTMT-F = 12-1/4" - 15" Range)

Item Number	Note	Part Number	Description	Quantity Per	
				Package	Assembly
1	A	See Note	See Footnote	1	1
2	B	1120346-NLA	NLA - Legrest Support Assembly, Center Mount, Black	1	1
3		1113376-NLA	NLA - Ring, Retainer (1/4 x 1/2 x 1/64")	1	2
4		1113373-NLA	NLA - Pin, Angle, Adjustable, ASBA	1	1
5		1110669	Bearing, Flange (1/2 x 13/16 x 1/2")	1	2
6	E	1113609-NLA	NLA - Support, Center Mount Rigging Legrest, Black	1	1
7		1113372	Rack, Center Mount Rigging Angle Adjustable	1	1
8		1021344	Screw, Socket Head (5/16-18 x 1-1/2")	1	4
9	C	1123034-NLA	NLA - Extension Tube and Footplate Assembly w/ Heel Loop, Short - Right	1	1
9	C	1123035-NLA	NLA - Extension Tube and Footplate Assembly w/ Heel Loop, Short - Left	1	1
10		1123044	Tube, Footrest Extension, Short (CTMTJ/CTMT-FJ = 9-1/4 - 12") (CTMT/CTMT-F = 12-1/4 - 15") (PCTMT = 10 - 13")	1	1
11		1021421-NLA	NLA - Screw, Phillips Pan Head (1/4-20 x 2-1/4")	1	2
12		1006477-NLA	NLA - Spacer (1/4 x 11/32 x 1-3/4")	1	2
13		1121996-NLA	NLA - Heel Loop, Center Mount Rigging	1	2
14		1078214	Screw, Hex Head w/ Patch (1/4-20 x 1/2")	1	2
15		1025195	Locknut (1/4-20)	1	2
16		1113606-NLA	NLA - Footplate, Center Mount Rigging, Black - Right (5-1/4" W x 9-5/8" L)	1	1
16		1113607-NLA	NLA - Footplate, Center Mount Rigging, Black - Left (5-1/4" W x 9-5/8" L)	1	1
17	D	1120345-NLA	NLA - Center Mount Rigging Footplate Mounting Hardware - Right	1	1
17	D	1121123-NLA	NLA - Center Mount Rigging Footplate Mounting Hardware - Left	1	1
18		1021343	Screw, Socket Head (5/16-18 x 1-1/4")	1	2
19		1113384-NLA	NLA - Hinge, Adjustable Angle - Right	1	1
19		1113385-NLA	NLA - Hinge, Adjustable Angle - Left	1	1
20		1047449-NLA	NLA - Spacer (1/4 x 3/8 x 3/16")	1	1
21		1065362	Locknut (1/4-28)	1	1
22		1096810	Screw, Socket Head (1/4-28 x 1-3/4")	1	1
23		1108122-NLA	NLA - Locknut (5/16-18)	1	2
24		1113530	Attachment, Hinge	1	1
25		1021343	Screw, Socket Head (5/16-18 x 1-1/4")	1	1

Front Rigging - Center Mount Rigging (CTMT-F) - Before 12/10/08 (CTMT-F = 12-1/4" - 15" Range)

NOTE: A - As of 12/10/08, item 1 is no longer available. Individual parts may be ordered separately.
B - Includes items 3-7
C - Includes items 10-16 & 17
D - Includes items 18-25
E - No Longer Available individually. See part # 1123046 for replacement.

Center Mount Front Rigging (After 12/09/08) (CTMT-J/CTMT-FJ/CTMT/CTMT-F/CTMT-L/CTMT-FL)



Center Mount Front Rigging

(After 12/09/08)

(CTMT-J/CTMT-FJ/CTMT/CTMT-F/CTMT-L/CTMT-FL)

Item Number	Note	Part Number	Description	Quantity Per	
				Package	Assembly
1	A	1121990	Kit, Center Mount Front Rigging, Junior (CTMTJ/CTMT-FJ) ASBA/ADJASBA (9-1/2" - 11" Range)	1	1
2			Rack, Center Mount Rigging Angle Adjustable	1	1
3			Support, Footrest, Center Mount, Black - Short	1	1
4			Bearing, Flange (1/2 x 13/16 x 1/2")	1	2
5			Cleat, Button Head	1	2
6			Screw, Socket, Button Head w/ Patch (5/16-18 x 3/4")	1	6
7			Tube, Extension, Footrest, Short, Black - Right	1	1
7			Tube, Extension, Footrest, Short, Black - Left	1	1
8			Screw, Shoulder Hex Socket Head (5/16" x 2-1/2", 1/4-20)	1	1
9			Washer (1/4 x 1/2 x 1/16")	1	1
10			Locknut (1/4-20)	1	1
11			NLA - Washer, Wave (17/32 x 3/4 x 1/64")	1	2
12			Screw, Socket Button Head (1/4-20 x 1-1/2")	1	2
13			Washer, Nylon (5/16 x 11/16 x 1/16")	1	2
14			Washer (1/2 x 7/8 x 3/64")	1	2
15			Spacer, Nylon (1/2 x 3/4 x 1/4")	1	8
1	A	1117262	Kit, Center Mount Front Rigging (CTMT) (CTMT-F), ASBA/ADJASBA (11" - 15" Range)	1	1
2			Rack, Center Mount Rigging Angle Adjustable	1	1
3			Support, Footrest, Center Mount, Black - Regular	1	1
4			Bearing, Flange (1/2 x 13/16 x 1/2")	1	2
5			Cleat, Button Head	1	2
6			Screw, Socket, Button Head w/ Patch (5/16-18 x 3/4")	1	6
7			Tube, Extension, Footrest, Medium, Black - Right	1	1
7			Tube, Extension, Footrest, Medium, Black - Left	1	1
8			Screw, Shoulder Hex Socket Head (5/16" x 2-1/2", 1/4-20)	1	1
9			Washer (1/4 x 1/2 x 1/16")	1	1
10			Locknut (1/4-20)	1	1
11			NLA - Washer, Wave (17/32 x 3/4 x 1/64")	1	2
12			Screw, Socket Button Head (1/4-20 x 1-1/2")	1	2
13			Washer, Nylon (5/16 x 11/16 x 1/16")	1	2
14			Washer (1/2 x 7/8 x 3/64")	1	2
15			Spacer, Nylon (1/2 x 3/4 x 1/4")	1	8
1	A	1117263	Kit, Center Mount Front Rigging (CTMT-L) (CTMT-FL), ASBA/ADJASBA (14" - 18" Range)	1	1
2			Rack, Center Mount Rigging Angle Adjustable	1	1
3			Support, Footrest, Center Mount, Black - Regular	1	1

Center Mount Front Rigging

(After 12/09/08)

(CTMT-J/CTMT-FJ/CTMT/CTMT-F/CTMT-L/CTMT-FL)

Item Number	Note	Part Number	Description	Quantity Per	
				Package	Assembly
4			Bearing, Flange (1/2 x 13/16 x 1/2")	1	2
5			Cleat, Button Head	1	2
6			Screw, Socket, Button Head w/ Patch (5/16-18 x 3/4")	1	6
7			Tube, Extension, Footrest, Long, Black - Right	1	1
7			Tube, Extension, Footrest, Long, Black - Left	1	1
8			Screw, Shoulder Hex Socket Head (5/16" x 2-1/2", 1/4-20)	1	1
9			Washer (1/4 x 1/2 x 1/16")	1	1
10			Locknut (1/4-20)	1	1
11			NLA - Washer, Wave (17/32 x 3/4 x 1/64")	1	2
12			Screw, Socket Button Head (1/4-20 x 1-1/2")	1	2
13			Washer, Nylon (5/16 x 11/16 x 1/16")	1	2
14			Washer (1/2 x 7/8 x 3/64")	1	2
15			Spacer, Nylon (1/2 x 3/4 x 1/4")	1	8
16	B	1161428	Kit, Center Mount Front Rigging w/Calf Pad - Short (CTMTJ/CTMT-FJ) ASBA/ADJASBA (9-1/2" - 11" Range)	1	1
2			Rack, Center Mount Rigging Angle Adjustable	1	1
3			Support, Footrest, Center Mount, Black - Short	1	1
4			Bearing, Flange (1/2 x 13/16 x 1/2")	1	2
5			Cleat, Button Head	1	2
6			Screw, Socket, Button Head w/ Patch (5/16-18 x 3/4")	1	6
7			Tube, Extension, Footrest, Short, Black - Right	1	1
7			Tube, Extension, Footrest, Short, Black - Left	1	1
8			Screw, Shoulder Hex Socket Head (5/16" x 3", 1/4-20)	1	1
9			Washer (1/4 x 1/2 x 1/16")	1	1
10			Locknut (1/4-20)	1	1
11			NLA - Washer, Wave (17/32 x 3/4 x 1/64")	1	2
12			Screw, Socket Button Head (1/4-20 x 1-1/2")	1	2
13			Washer, Nylon (5/16 x 11/16 x 1/16")	1	2
14			Washer (1/2 x 7/8 x 3/64")	1	2
15			Spacer, Nylon (1/2 x 3/4 x 1/4")	1	8
17			Screw, Socket Button Head w/ Patch (1/4-20 x 3/4")	1	6
18			Washer, Nylon (5/16 x 7/8 x 1/8")	1	2
19			Bracket, Calf Pad, Black	1	1
20			Nut, T (5/16-18)	1	2
21			Adjuster, Calf Pad	1	2
22			Bracket, Mounting, Calf Pad	1	2
23			Locknut (1/4-20)	1	2

Center Mount Front Rigging

(After 12/09/08)

(CTMT-J/CTMT-FJ/CTMT/CTMT-F/CTMT-L/CTMT-FL)

Item Number	Note	Part Number	Description	Quantity Per	
				Package	Assembly
24	B	1161429	Screw, Socket, Button Head w/ Patch (5/16-18 x 1/2")	1	2
25			Pad, Calf (4-1/2" W x 7-1/4" L)	1	2
16			Kit, Center Mount Front Rigging w/Calf Pad - Medium (CTMT) (CTMT-F), ASBA/ADJASBA (11" - 15" Range)	1	1
2			Rack, Center Mount Rigging Angle Adjustable	1	1
3			Support, Footrest, Center Mount, Black - Regular	1	1
4			Bearing, Flange (1/2 x 13/16 x 1/2")	1	2
5			Cleat, Button Head	1	2
6			Screw, Socket, Button Head w/ Patch (5/16-18 x 3/4")	1	6
7			Tube, Extension, Footrest, Medium, Black - Right	1	1
7			Tube, Extension, Footrest, Medium, Black - Left	1	1
8			Screw, Shoulder Hex Socket Head (5/16" x 3", 1/4-20)	1	1
9			Washer (1/4 x 1/2 x 1/16")	1	1
10			Locknut (1/4-20)	1	1
11			NLA - Washer, Wave (17/32 x 3/4 x 1/64")	1	2
12			Screw, Socket Button Head (1/4-20 x 1-1/2")	1	2
13			Washer, Nylon (5/16 x 11/16 x 1/16")	1	2
14			Washer (1/2 x 7/8 x 3/64")	1	2
15			Spacer, Nylon (1/2 x 3/4 x 1/4")	1	8
17			Screw, Socket Button Head w/ Patch (1/4-20 x 3/4")	1	6
18			Washer, Nylon (5/16 x 7/8 x 1/8")	1	2
19			Bracket, Calf Pad, Black	1	1
20			Nut, T (5/16-18)	1	2
21			Adjuster, Calf Pad	1	2
22			Bracket, Mounting, Calf Pad	1	2
23			Locknut (1/4-20)	1	2
24	B	1161430	Screw, Socket, Button Head w/ Patch (5/16-18 x 1/2")	1	2
25			Pad, Calf (4-1/2" W x 7-1/4" L)	1	2
16			Kit, Center Mount Front Rigging w/Calf Pad - Long (CTMT-L) (CTMT-FL), ASBA/ADJASBA (14" - 18" Range)	1	1
2			Rack, Center Mount Rigging Angle Adjustable	1	1
3			Support, Footrest, Center Mount, Black - Regular	1	1
4			Bearing, Flange (1/2 x 13/16 x 1/2")	1	2
5			Cleat, Button Head	1	2
6			Screw, Socket, Button Head w/ Patch (5/16-18 x 3/4")	1	6

Center Mount Front Rigging

(After 12/09/08)

(CTMT-J/CTMT-FJ/CTMT/CTMT-F/CTMT-L/CTMT-FL)

Item Number	Note	Part Number	Description	Quantity Per	
				Package	Assembly
7			Tube, Extension, Footrest, Long, Black - Right	1	1
7			Tube, Extension, Footrest, Long, Black - Left	1	1
8			Screw, Shoulder Hex Socket Head (5/16" x 3", 1/4-20)	1	1
9			Washer (1/4 x 1/2 x 1/16")	1	1
10			Locknut (1/4-20)	1	1
11			NLA - Washer, Wave (17/32 x 3/4 x 1/64")	1	2
12			Screw, Socket Button Head (1/4-20 x 1-1/2")	1	2
13			Washer, Nylon (5/16 x 11/16 x 1/16")	1	2
14			Washer (1/2 x 7/8 x 3/64")	1	2
15			Spacer, Nylon (1/2 x 3/4 x 1/4")	1	8
17			Screw, Socket Button Head w/ Patch (1/4-20 x 3/4")	1	6
18			Washer, Nylon (5/16 x 7/8 x 1/8")	1	2
19			Bracket, Calf Pad, Black	1	1
20			Nut, T (5/16-18)	1	2
21			Adjuster, Calf Pad	1	2
22			Bracket, Mounting, Calf Pad	1	2
23			Locknut (1/4-20)	1	2
24			Screw, Socket, Button Head w/ Patch (5/16-18 x 1/2")	1	2
25			Pad, Calf (4-1/2" W x 7-1/4" L)	1	2
26	G	See Chart	#26 Extension Tube Kits Before 12/15/10	1	1
26		See Chart	#26 Extension Tube Kits After 12/14/10	1	1
27	G	See Chart	#27 Footplate Kits Before 12/15/10	1	1
27		See Chart	#27 Footplate Kits After 12/14/10	1	1
30	C	1163373	Kit, Calf Pad (Pair)	1	1
17			Screw, Socket Button Head w/ Patch (1/4-20 x 3/4")	1	4
25			Pad, Calf (4-1/2" W x 7-1/4" L)	1	2
31	D	1163374	Kit, Footrest Pad - Small (Pair)	1	1
29			Pad, Footplate, Small - Right	1	1
29			Pad, Footplate, Small - Left	1	1
31	D	1163375	Kit, Footrest Pad - Medium (Pair)	1	1
29			Pad, Footplate, Medium - Right	1	1
29			Pad, Footplate, Medium - Left	1	1
31	D	1163376	Kit, Footrest Pad - Large (Pair)	1	1
29			Pad, Footplate, Large - Right	1	1
29			Pad, Footplate, Large - Left	1	1
	E	1165505	Kit, Hardware, Calf Pad Adjustment	1	1
17			Screw, Socket Button Head w/ Patch (1/4-20 x 3/4")	1	2
20			Nut, T (5/16-18)	1	2
21			Adjuster, Calf Pad	1	2
22			Bracket, Mounting, Calf Pad	1	2

Center Mount Front Rigging (After 12/09/08) (CTMT-J/CTMT-FJ/CTMT/CTMT-F/CTMT-L/CTMT-FL)

Item Number	Note	Part Number	Description	Quantity Per	
				Package	Assembly
23	F	1165506	Locknut (1/4-20)	1	2
24			Screw, Socket, Button Head w/ Patch (5/16-18 x 1/2")	1	2
			Kit, Bracket, Calf Pad Mounting w/ Hardware	1	1
8			Screw, Shoulder Hex Socket Head (5/16" x 3", 1/4-20)	1	1
9			Washer (1/4 x 1/2 x 1/16")	1	1
10			Locknut (1/4-20)	1	1
18			Washer, Nylon (5/16 x 7/8 x 1/8")	1	2
19			Bracket, Calf Pad, Black	1	1
NOTE: A - Includes items 2-15. As of 12/15/10 item #1 was revised to accommodate adjustable width footplate hardware. If footplates are needed see item #27. B - Includes items 2-15 and 17-25. As of 12/15/10 item #16 was revised to accommodate adjustable width footplate hardware. If footplates are needed see item #27. C - Includes items 17 and 25. D - Includes a pair of item 29. E - Not shown. Includes items 17 and 20-24. F - Not shown. Includes items 8-10, 18 and 19. G - Chairs built before 12/15/10 will require items 26 and 27 in order to convert to the new CTMT Front Rigging design.					

Center Mount Front Rigging (After 12/09/08) (CTMT-J/CTMT-FJ/CTMT/CTMT-F/CTMT-L/CTMT-FL)

#26 Extension Tube Kits Before 12/15/10

Front Rigging Side	Short 9-1/2" - 11" Range	Medium 11" - 15" Range	Long 14" - 18" Range
Right	1161984-NLA See Note(s) A	1161986-NLA See Note(s) A	1169821-NLA See Note(s) A
Left	1161985-NLA See Note(s) A	1161987-NLA See Note(s) A	1169822-NLA See Note(s) A

NOTE: A - Includes items 5-7. The Extension Tube Kits are used for non-adjustable width footplate hardware only.

#26 Extension Tube Kits After 12/14/10

Front Rigging Side	Short 9-1/2" - 11" Range	Medium 11" - 15" Range	Long 14" - 18" Range
Right	1170677 See Note(s) A	1170679 See Note(s) A	1170681 See Note(s) A
Left	1170678 See Note(s) A	1170680 See Note(s) A	1170682 See Note(s) A

NOTE: A - Includes items 5-7. The Extension Tube Kits are used for adjustable width footplate hardware only.

Center Mount Front Rigging (After 12/09/08) (CTMT-J/CTMT-FJ/CTMT/CTMT-F/CTMT-L/CTMT-FL)

#27 Footplate Kits Before 12/15/10

Footplate Side	Small 5-1/4" W x 7-1/2" L	Medium 5-1/2" W x 9-1/2" L	Large 5-7/8" W x 11-1/2" L
Right	1161988 See Note(s) A	1161990 See Note(s) A	1161992 See Note(s) A
Left	1161989 See Note(s) A	1161991 See Note(s) A	1161993 See Note(s) A

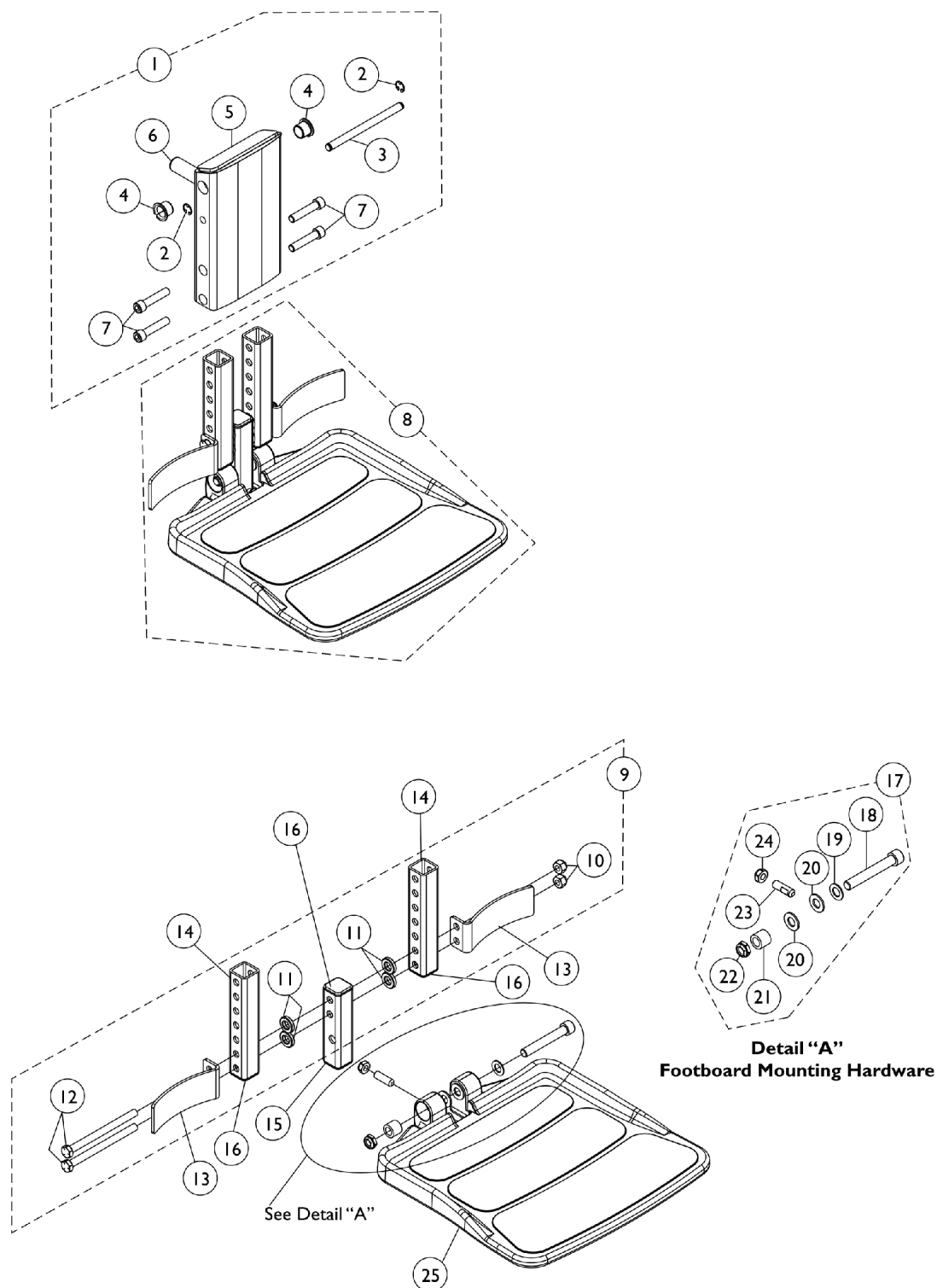
NOTE: A - Includes items 10-13 and 16-18. The footplate mounting hardware included is for non-adjustable width only.

#27 Footplate Kits After 12/14/10

Footplate Side	Small 5-1/4" W x 7-1/2" L	Medium 5-1/2" W x 9-1/2" L	Large 5-7/8" W x 11-1/2" L
Right	1170683 See Note(s) A	1170685 See Note(s) A	1170687 See Note(s) A
Left	1170684 See Note(s) A	1170686 See Note(s) A	1170688 See Note(s) A

NOTE: A - Includes items 10-18 and the Adjustable Width Footplate Instruction Sheet (Not Shown). The footplate mounting hardware included is for adjustable width only.

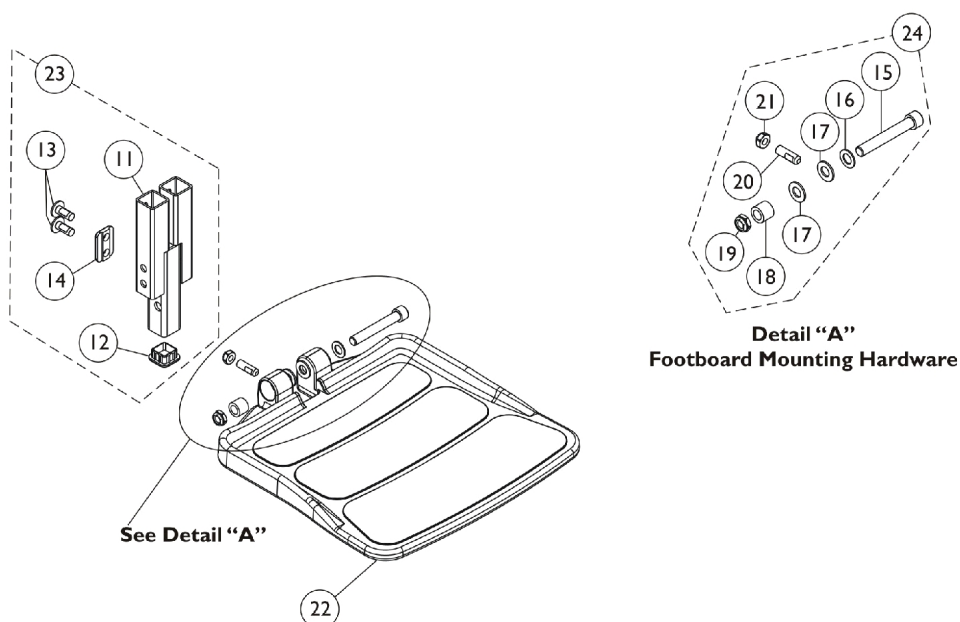
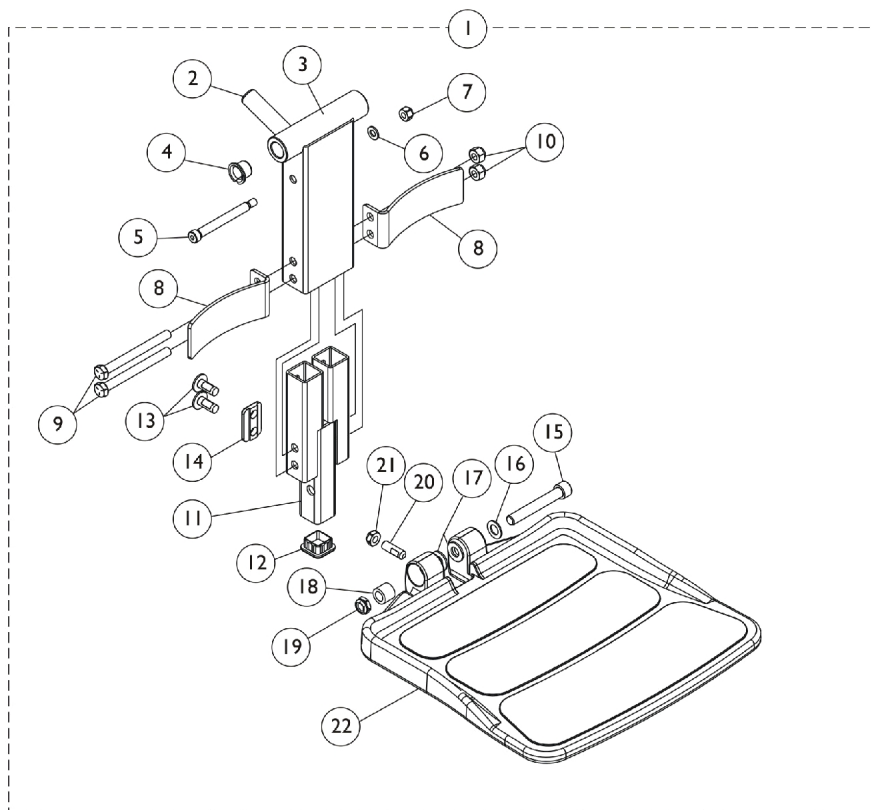
Front Rigging - Center Mount Rigging (CTMT-FJ with CTMTFB One PC Flip-Up Footboard) **(CTMT-FJ = 9-1/4"-12" Range)**



Front Rigging - Center Mount Rigging (CTMT-FJ with CTMTFB One PC Flip-Up Footboard) (CTMT-FJ = 9-1/4"-12" Range)

Item Number	Note	Part Number	Description	Quantity Per		
				Package	Assembly	
1	A	1154209-NLA	NLA - Legrest Support Assembly, Center Mount Rigging	1	1	
2			NLA - Ring, Retainer (1/4 x 1/2 x 1/64")	1	2	
3			NLA - Pin, Angle, Adjustable, ASBA	1	1	
4			Bearing, Flange (1/2 x 13/16 x 1/2")	1	2	
5			NLA - Support, Junior Legrest (CTMTJ/CTMT-FJ)	1	1	
6			Rack, Center Mount Rigging Angle Adjustable	1	1	
7			Screw, Socket Head (5/16-18 x 1-1/2")	1	4	
7	B	1021344	Screw, Socket Head (5/16-18 x 1-1/2")	1	4	
8		1154208	NLA - Footboard Assembly, CTMTFB (For CTMT-FJ 9-1/4 - 12")	1	1	
9		C	1144608-NLA	NLA - Kit, Heel Stop and Extension Tube Mounting Hardware	1	1
10				Locknut (5/16-18)	1	2
11				NLA - Bushing, Actuator Motor (3/8 x 3/4 x 5/32")	1	4
12				NLA - Screw, Hex Head (5/16-18 x 4")	1	2
13				1153789	Bracket, Heel Stop, Black	1
14	1154108			Tube, Extension w/ Cap, Black	1	2
15	D			1144607-NLA	NLA - Tube, Vertical Support with Caps	1
16		1144609	Package, End Cap (1" Square)	10	1	
17	E	1147134	Kit, Footboard Mounting Hardware	1	1	
18			Screw, Socket Head (3/8-16 x 2-1/2")	1	1	
19			Washer, Flat (3/8 x 11/16 x 1/16")	1	1	
20			Washer, Nylon (3/8 x 3/4 x 1/16")	1	2	
21			Bushing (3/8 x 5/8 x 1/2")	1	1	
22			Locknut, Low Profile (3/8-16)	1	1	
23			Screw, Set Socket Flat Point (5/16-18 x 1")	1	1	
24			Locknut (5/16-18)	1	1	
25			1114311	Footboard w/ Cover (11-1/4" W x 11-1/2" L)	1	1
NOTE: A - Includes items 2-7 B - Includes items 9, 13, 14, 15, 17 and 25 C - Includes items 10-12 D - Vertical Support Tube includes Tube Caps at both ends E - Includes items 18-24						

Front Rigging - Center Mount Rigging (CTMT-FJ with CTMTFB One PC Flip-Up Footboard) **(CTMT-FJ = 9-1/2"-11" Range)**



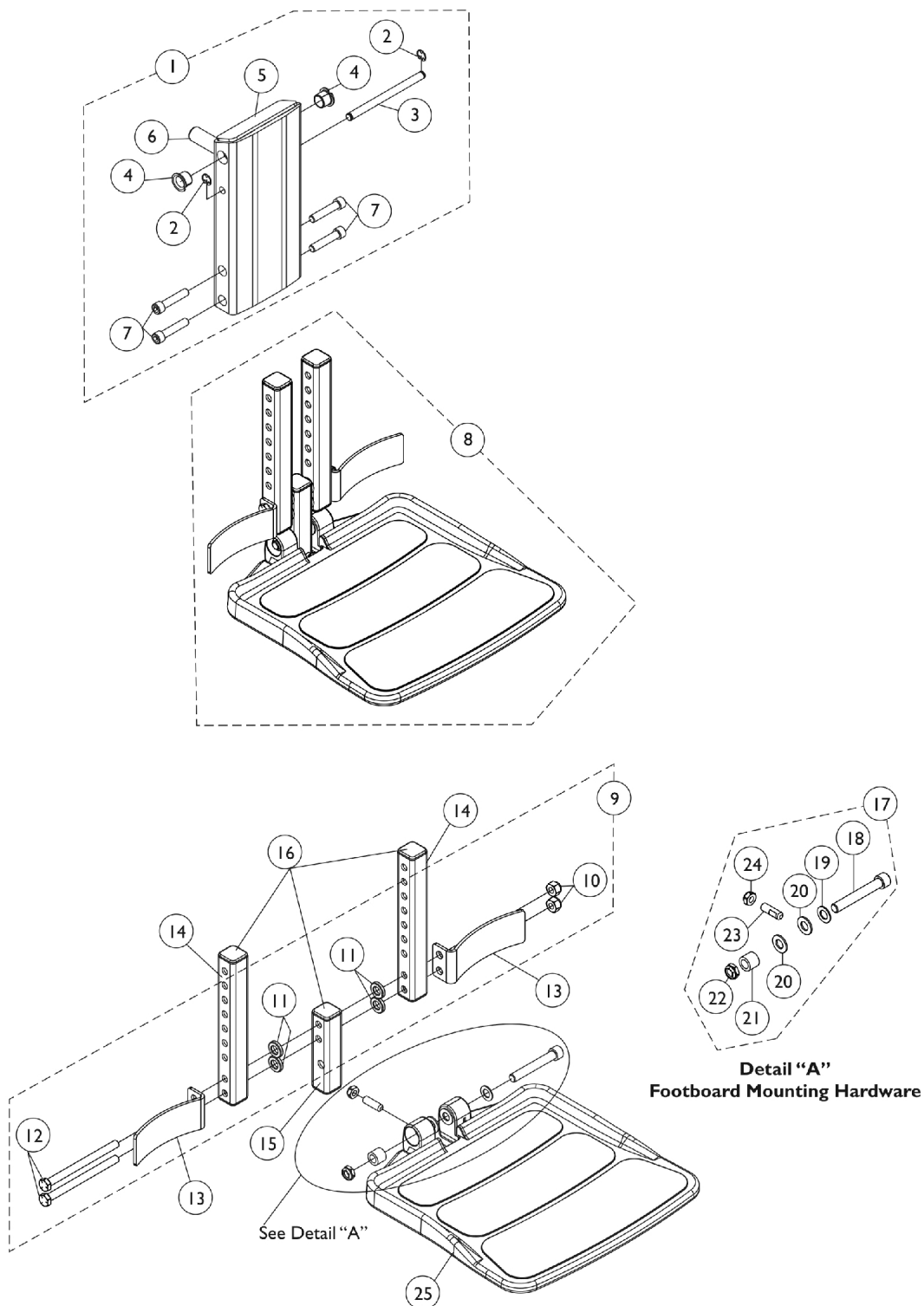
Front Rigging - Center Mount Rigging (CTMT-FJ with CTMTFB One PC Flip-Up Footboard) (CTMT-FJ = 9-1/2"-11" Range)

Item Number	Note	Part Number	Description	Quantity Per	
				Package	Assembly
1	A	1165511	Center Mount Front Rigging w/ One PC Footboard (9-1/2" - 11" Range)	1	1
2			Rack, Center Mount Rigging Angle Adjustable	1	1
3			Support, Footrest, Center Mount, Black - Short	1	1
4			Bearing, Flange (1/2 x 13/16 x 1/2")	1	2
5			Screw, Shoulder Hex Socket Head (5/16" x 2-1/2", 1/4-20)	1	1
6			Washer (1/4 x 1/2 x 1/16")	1	1
7			Locknut (1/4-20)	1	1
8			Bracket, Heel Stop, Black	1	2
9			NLA - Screw, Hex Head (5/16-18 x 3-1/4")	1	2
10			Locknut (5/16-18)	1	2
11			Footboard Extension Assembly, Black (9-1/2" - 11" Range)	1	1
12			Plug Button, Black (1" Square)	1	1
13			Screw, Socket, Button Head w/ Patch (5/16-18 x 3/4")	1	4
14			Cleat, Button Head	1	2
15			Screw, Socket Head (3/8-16 x 2-1/2")	1	1
16			Washer, Flat (3/8 x 11/16 x 1/16")	1	1
17			Washer, Nylon (3/8 x 3/4 x 1/16")	1	2
18			Bushing (3/8 x 5/8 x 1/2")	1	1
19			Locknut, Low Profile (3/8-16)	1	1
20			Screw, Set Socket Flat Point (5/16-18 x 1")	1	1
21			Locknut (5/16-18)	1	1
22	B	1166066	Footboard w/ Cover (11-1/4" W x 11-1/2" L)	1	1
23			Kit, Footboard Extension Assembly (9-1/2" - 11" Range)	--	--
11			Footboard Extension Assembly, Black (9-1/2" - 11" Range)	1	1
12			Plug Button, Black (1" Square)	1	1
13			Screw, Socket, Button Head w/ Patch (5/16-18 x 3/4")	1	4
14			Cleat, Button Head	1	2
24	C	1147134	Kit, Footboard Mounting Hardware	1	1
15			Screw, Socket Head (3/8-16 x 2-1/2")	1	1
16			Washer, Flat (3/8 x 11/16 x 1/16")	1	1
17			Washer, Nylon (3/8 x 3/4 x 1/16")	1	2
18			Bushing (3/8 x 5/8 x 1/2")	1	1
19			Locknut, Low Profile (3/8-16)	1	1
20			Screw, Set Socket Flat Point (5/16-18 x 1")	1	1
21			Locknut (5/16-18)	1	1
22		1114311	Footboard w/ Cover (11-1/4" W x 11-1/2" L)	1	1

Front Rigging - Center Mount Rigging (CTMT-FJ with CTMTFB One PC Flip-Up Footboard) (CTMT-FJ = 9-1/2"-11" Range)

NOTE: A - Includes items 2-22
B - Includes items 11-14
C - Includes items 15-21

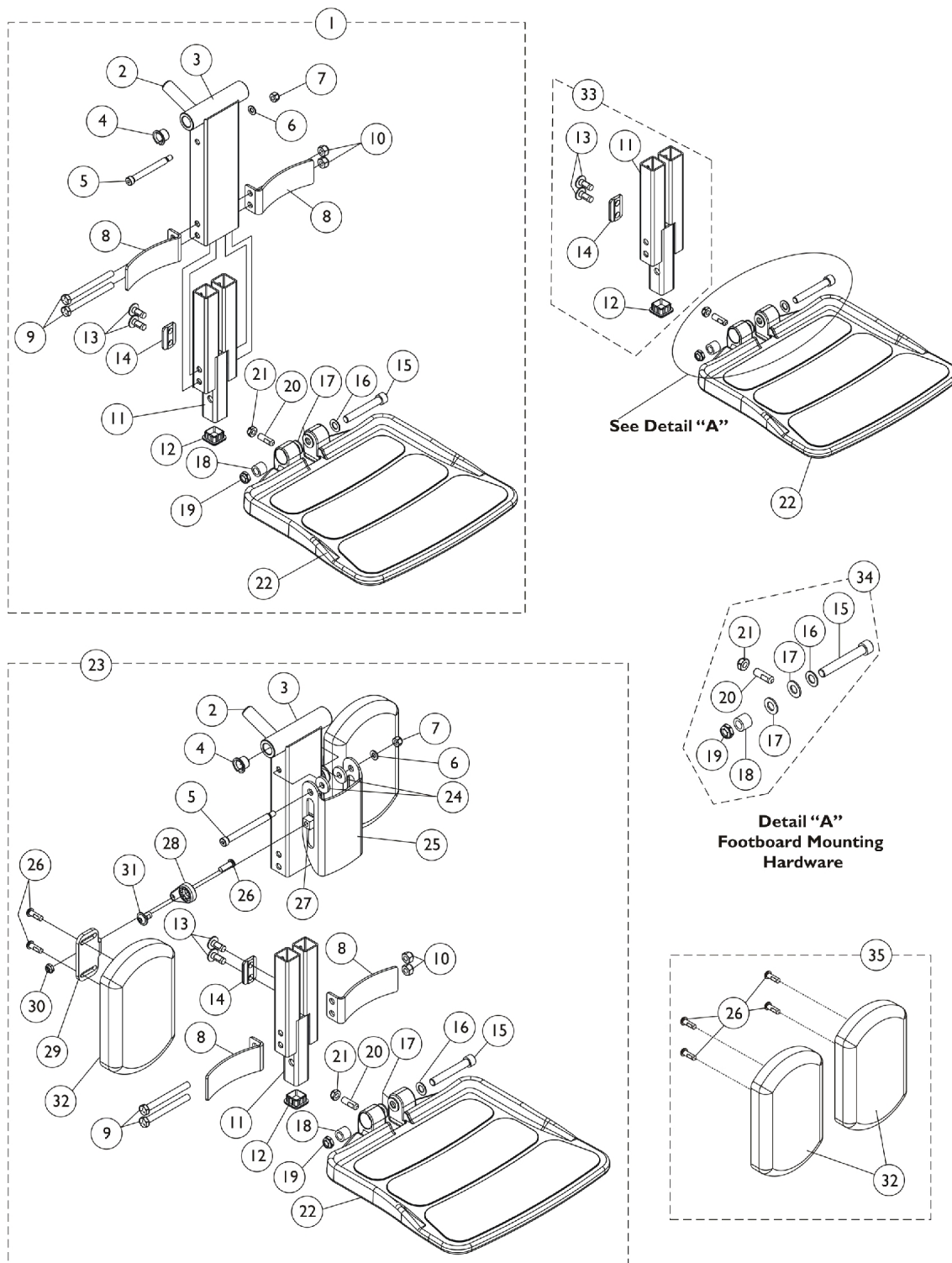
Front Rigging - Center Mount Rigging (CTMT-F with CTMTFB One PC Flip-Up Footboard) (CTMT-F = 12-1/4" - 15" Range)



Front Rigging - Center Mount Rigging (CTMT-F with CTMTFB One PC Flip-Up Footboard) (CTMT-F = 12-1/4" - 15" Range)

Item Number	Note	Part Number	Description	Quantity Per	
				Package	Assembly
1	A	1148725-NLA	NLA - Legrest Support Assembly, Center Mount Rigging	1	1
2			NLA - Ring, Retainer (1/4 x 1/2 x 1/64")	1	2
3			NLA - Pin, Angle, Adjustable, ASBA	1	1
4			Bearing, Flange (1/2 x 13/16 x 1/2")	1	2
5			NLA - Support, Center Mount Rigging Legrest, Black	1	1
6			Rack, Center Mount Rigging Angle Adjustable	1	1
7			Screw, Socket Head (5/16-18 x 1-1/2")	1	4
7		1021344	Screw, Socket Head (5/16-18 x 1-1/2")	1	4
8	B	1148722-NLA	NLA - Footboard Assembly, CTMTFB (For CTMT-F 12-1/4 - 15" & PCTMT 10 - 13")	1	1
9	C	1144608-NLA	NLA - Kit, Heel Stop and Extension Tube Mounting Hardware	1	1
10			Locknut (5/16-18)	1	2
11			NLA - Bushing, Actuator Motor (3/8 x 3/4 x 5/32")	1	4
12			NLA - Screw, Hex Head (5/16-18 x 4")	1	2
13		1153789	Bracket, Heel Stop, Black	1	2
14	F	1148711-NLA	NLA - Tube, Extension, Black 104355- Short (For CTMT-F 12-1/4" - 15" Range & PCTMT 10"-13" Range)	1	2
15	D	1144607-NLA	NLA - Tube, Vertical Support with Caps	1	1
16		1144609	Package, End Cap (1" Square)	10	1
17	E	1147134	Kit, Footboard Mounting Hardware	1	1
18			Screw, Socket Head (3/8-16 x 2-1/2")	1	1
19			Washer, Flat (3/8 x 11/16 x 1/16")	1	1
20			Washer, Nylon (3/8 x 3/4 x 1/16")	1	2
21			Bushing (3/8 x 5/8 x 1/2")	1	1
22			Locknut, Low Profile (3/8-16)	1	1
23			Screw, Set Socket Flat Point (5/16-18 x 1")	1	1
24			Locknut (5/16-18)	1	1
25		1114311	Footboard w/ Cover (11-1/4" W x 11-1/2" L)	1	1
NOTE: A - Includes items 2-7 B - Includes items 9, 13, 14, 15, 17 and 25 C - Includes items 10-12 D - Extension Tube and Vertical Support Tube includes Tube Caps at both ends E - Includes items 18-24 F - End Caps are no longer used or required for the extension tube as of 4/9/08					

Front Rigging - Center Mount Rigging (CTMT-F with CTMTFB One PC Flip-Up Footboard) (CTMT-F = 11" - 15" Range)



Front Rigging - Center Mount Rigging (CTMT-F with CTMTFB One PC Flip-Up Footboard) (CTMT-F = 11" - 15" Range)

Item Number	Note	Part Number	Description	Quantity Per	
				Package	Assembly
1	A	1165388	Center Mount Front Rigging w/ One PC Footboard (11" - 15" Range)	1	1
2			Rack, Center Mount Rigging Angle Adjustable	1	1
3			Support, Footrest, Center Mount, Black - Regular	1	1
4			Bearing, Flange (1/2 x 13/16 x 1/2")	1	2
5			Screw, Shoulder Hex Socket Head (5/16" x 2-1/2", 1/4-20)	1	1
6			Washer (1/4 x 1/2 x 1/16")	1	1
7			Locknut (1/4-20)	1	1
8			Bracket, Heel Stop, Black	1	2
9			NLA - Screw, Hex Head (5/16-18 x 3-1/4")	1	2
10			Locknut (5/16-18)	1	2
11			Footboard Extension Assembly, Black (11" - 15" Range)	1	1
12			Plug Button, Black (1" Square)	1	1
13			Screw, Socket, Button Head w/ Patch (5/16-18 x 3/4")	1	4
14			Cleat, Button Head	1	2
15			Screw, Socket Head (3/8-16 x 2-1/2")	1	1
16			Washer, Flat (3/8 x 11/16 x 1/16")	1	1
17			Washer, Nylon (3/8 x 3/4 x 1/16")	1	2
18			Bushing (3/8 x 5/8 x 1/2")	1	1
19			Locknut, Low Profile (3/8-16)	1	1
20			Screw, Set Socket Flat Point (5/16-18 x 1")	1	1
21			Locknut (5/16-18)	1	1
22			Footboard w/ Cover (11-1/4" W x 11-1/2" L)	1	1
23	B	1165389	Center Mount Front Rigging w/ One PC Footboard & Calf Pads (11" - 15" Range)	1	1
2			Rack, Center Mount Rigging Angle Adjustable	1	1
3			Support, Footrest, Center Mount, Black - Regular	1	1
4			Bearing, Flange (1/2 x 13/16 x 1/2")	1	2
5			Screw, Shoulder Hex Socket Head (5/16" x 3", 1/4-20)	1	1
6			Washer (1/4 x 1/2 x 1/16")	1	1
7			Locknut (1/4-20)	1	1
8			Bracket, Heel Stop, Black	1	2
9			NLA - Screw, Hex Head (5/16-18 x 3")	1	2
10			Locknut (5/16-18)	1	2
11			Footboard Extension Assembly, Black (11" - 15" Range)	1	1
12			Plug Button, Black (1" Square)	1	1
13			Screw, Socket, Button Head w/ Patch (5/16-18 x 3/4")	1	4

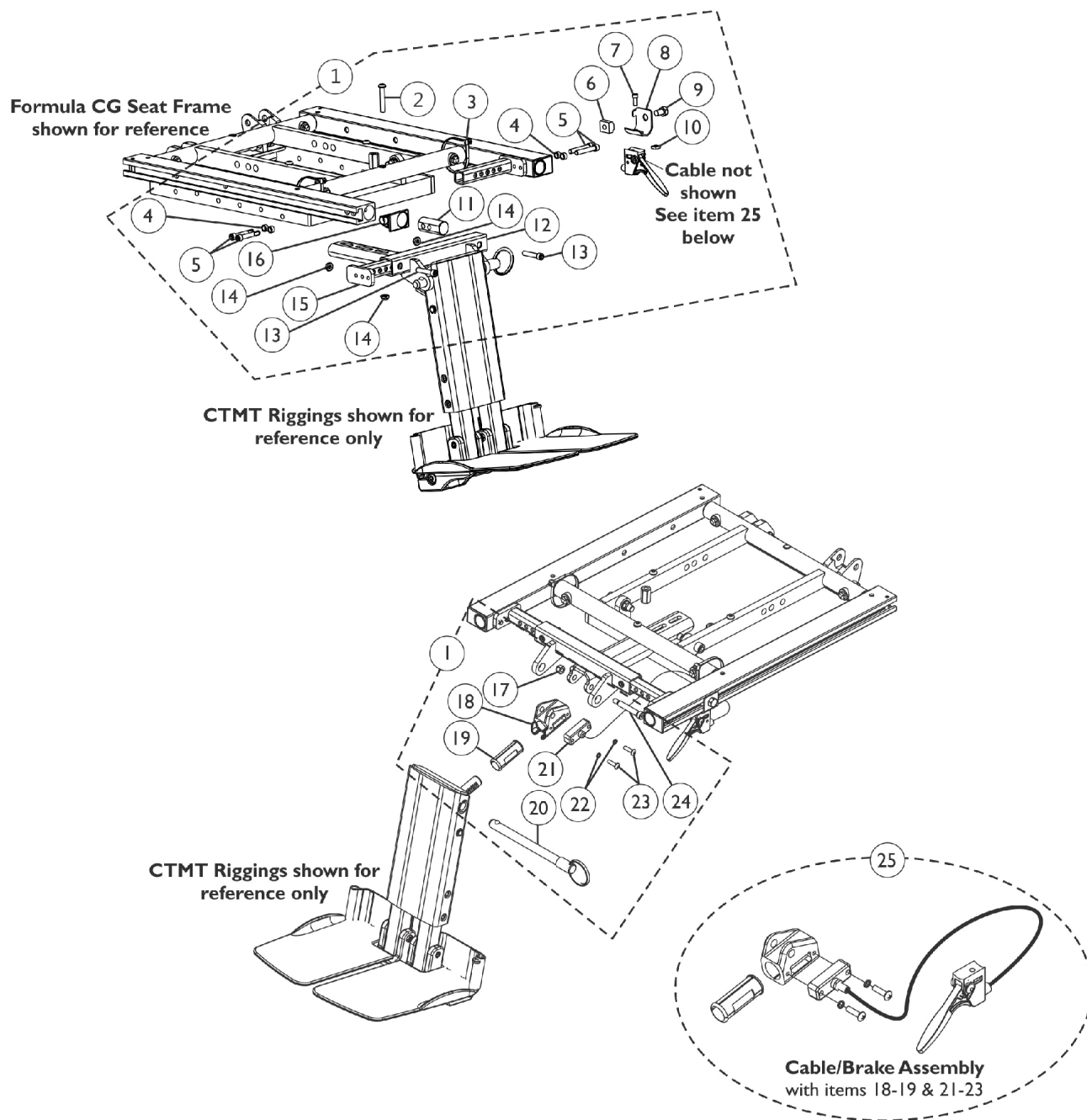
Front Rigging - Center Mount Rigging (CTMT-F with CTMTFB One PC Flip-Up Footboard) (CTMT-F = 11" - 15" Range)

Item Number	Note	Part Number	Description	Quantity Per	
				Package	Assembly
14			Cleat, Button Head	1	2
15			Screw, Socket Head (3/8-16 x 2-1/2")	1	1
16			Washer, Flat (3/8 x 11/16 x 1/16")	1	1
17			Washer, Nylon (3/8 x 3/4 x 1/16")	1	2
18			Bushing (3/8 x 5/8 x 1/2")	1	1
19			Locknut, Low Profile (3/8-16)	1	1
20			Screw, Set Socket Flat Point (5/16-18 x 1")	1	1
21			Locknut (5/16-18)	1	1
22			Footboard w/ Cover (11-1/4" W x 11-1/2" L)	1	1
24			Washer, Nylon (5/16 x 7/8 x 1/8")	1	2
25			Bracket, Calf Pad, Black	1	1
26			Screw, Socket Button Head w/ Patch (1/4-20 x 3/4")	1	6
27			Nut, T (5/16-18)	1	2
28			Adjuster, Calf Pad	1	2
29			Bracket, Mounting, Calf Pad	1	2
30			Locknut (1/4-20)	1	2
31			Screw, Socket, Button Head w/ Patch (5/16-18 x 1/2")	1	2
32			Pad, Calf (4-1/2" W x 7-1/4" L)	1	2
33	C	1166067	Kit, Footboard Extension Assembly (11" - 15" Range)	1	1
11			Footboard Extension Assembly, Black (11" - 15" Range)	1	1
12			Plug Button, Black (1" Square)	1	1
13			Screw, Socket, Button Head w/ Patch (5/16-18 x 3/4")	1	4
14			Cleat, Button Head	1	2
34	D	1147134	Kit, Footboard Mounting Hardware	1	1
15			Screw, Socket Head (3/8-16 x 2-1/2")	1	1
16			Washer, Flat (3/8 x 11/16 x 1/16")	1	1
17			Washer, Nylon (3/8 x 3/4 x 1/16")	1	2
18			Bushing (3/8 x 5/8 x 1/2")	1	1
19			Locknut, Low Profile (3/8-16)	1	1
20			Screw, Set Socket Flat Point (5/16-18 x 1")	1	1
21			Locknut (5/16-18)	1	1
22		1114311	Footboard w/ Cover (11-1/4" W x 11-1/2" L)	1	1
35	E	1163373	Kit, Calf Pad (Pair)	1	1
26			Pad, Calf (4-1/2" W x 7-1/4" L)	1	2
32			Screw, Socket Button Head w/ Patch (1/4-20 x 3/4")	1	4
	F	1165506	Kit, Bracket, Calf Pad Mounting w/ Hardware	1	1
5			Screw, Shoulder Hex Socket Head (5/16" x 3", 1/4-20)	1	1
6			Washer (1/4 x 1/2 x 1/16")	1	1

Front Rigging - Center Mount Rigging (CTMT-F with CTMTFB One PC Flip-Up Footboard) (CTMT-F = 11" - 15" Range)

Item Number	Note	Part Number	Description	Quantity Per	
				Package	Assembly
7	G	1165505	Locknut (1/4-20)	1	1
24			Washer, Nylon (5/16 x 7/8 x 1/8")	1	2
25			Bracket, Calf Pad, Black	1	1
			Kit, Hardware, Calf Pad Adjustment	1	1
26			Screw, Socket Button Head w/ Patch (1/4-20 x 3/4")	1	2
27			Nut, T (5/16-18)	1	2
28			Adjuster, Calf Pad	1	2
29			Bracket, Mounting, Calf Pad	1	2
30			Locknut (1/4-20)	1	2
31			Screw, Socket, Button Head w/ Patch (5/16-18 x 1/2")	1	2
NOTE: A - Includes items 2-22 B - Includes items 2-22 and 24-32 C - Includes items 11-14 D - Includes items 15-21 E - Includes items 26 and 32 F - Not shown. Includes items 5-7, 24 and 25 G - Not shown. Includes items 26-31					

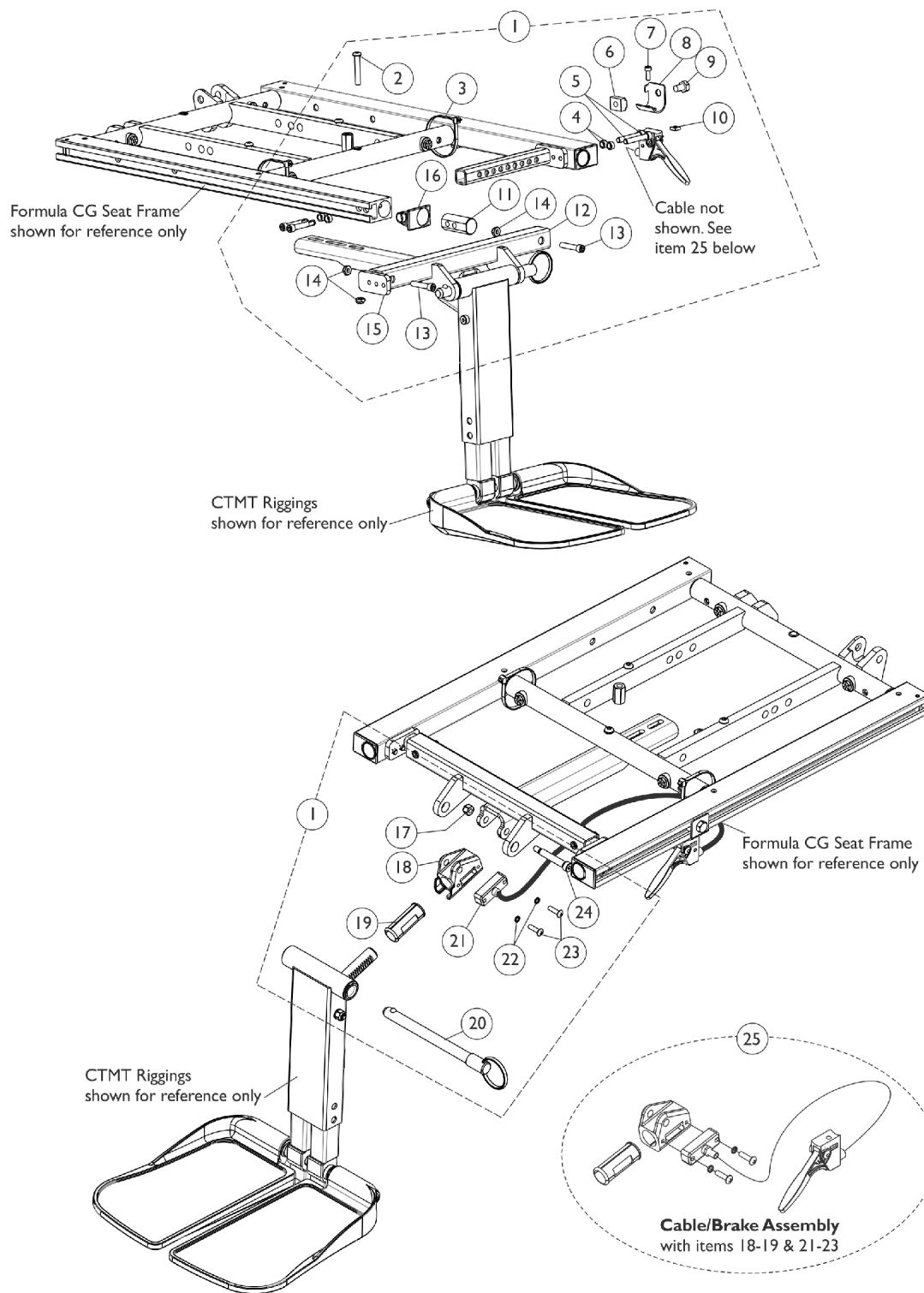
Center Mount Rigging Mounting Hardware (12"-16" Wide) - TDX SPREE



Center Mount Rigging Mounting Hardware (12"-16" Wide) - TDX SPREE

Item Number	Note	Part Number	Description	Quantity Per	
				Package	Assembly
1	A	1147106	Kit, CTMT-FJ Center Mount Riggings Mounting Hardware	1	1
2			Screw, Socket Button Head (1/4-20 x 1-1/2")	1	1
3			Tie Wrap (11-1/2" L)	1	2
4			NLA - Spacer (1/4 x 3/8 x 3/16")	1	4
5			Screw, Socket Head Cap w/ Patch (1/4-20 x 1-1/2")	1	4
6			T-Nut (5/16-18)	1	1
7			NLA - Screw, Socket Head (#10-32 x 1/2")	1	1
8			Bracket, Release Handle Mounting, Black	1	1
9			NLA - Screw, Hex Head w/ Patch (5/16-18 x 1/2")	1	1
10			Nut, Square (#10-32)	1	1
11			Plug, Support	1	2
12			Support, Footrest, Center Mount Rigging, Black (12"-16" D)	1	1
13			Screw, Socket Head (1/4-20 x 1-1/4")	1	2
14			Locknut (1/4-20)	1	3
15			Support, Seat Pan (12"-16" W)	1	2
16			Cap, End, Side Rail, Black	1	2
17			Locknut (1/4-20)	1	1
18			Housing, Ratchet	1	1
19			Bearing, Glide	1	2
20			NLA - Pin, Quick Release (5" Long)	1	1
21			Cable/Brake Assembly	1	1
22			NLA - Washer, Lock (3/16 x 5/16 x 1/32")	1	2
23			Screw, Phillips Pan Head (#10-32 x 11/16")	1	2
24			Screw, Shoulder Hex Socket Head (5/16" x 1-5/8", 1/4-20)	1	1
12		1147105	Support, Footrest, Center Mount Rigging, Black (12"-16" D)	1	1
18		1113389	Housing, Ratchet	1	1
19		1113383	Bearing, Glide	1	2
21		1113622	Cable/Brake Assembly	1	1
22		1028527-NLA	NLA - Washer, Lock (3/16 x 5/16 x 1/32")	1	2
23		40163X008	Screw, Phillips Pan Head (#10-32 x 11/16")	1	2
25		B	1121079	Cable/Brake Assembly w/ Ratchet Housing and Glide Bearing	1
	C		1145733-NLA	NLA - Instruction Sheet, Center Mount Rigging For Formula CG	1
NOTE: A - Includes items 2-23 B - Includes items 18-19 & 21-23 C - Not Shown					

Center Mount Rigging Mounting Hardware (16"-20" Wide) - TDX SC



Center Mount Rigging Mounting Hardware (16"-20" Wide) - TDX SC

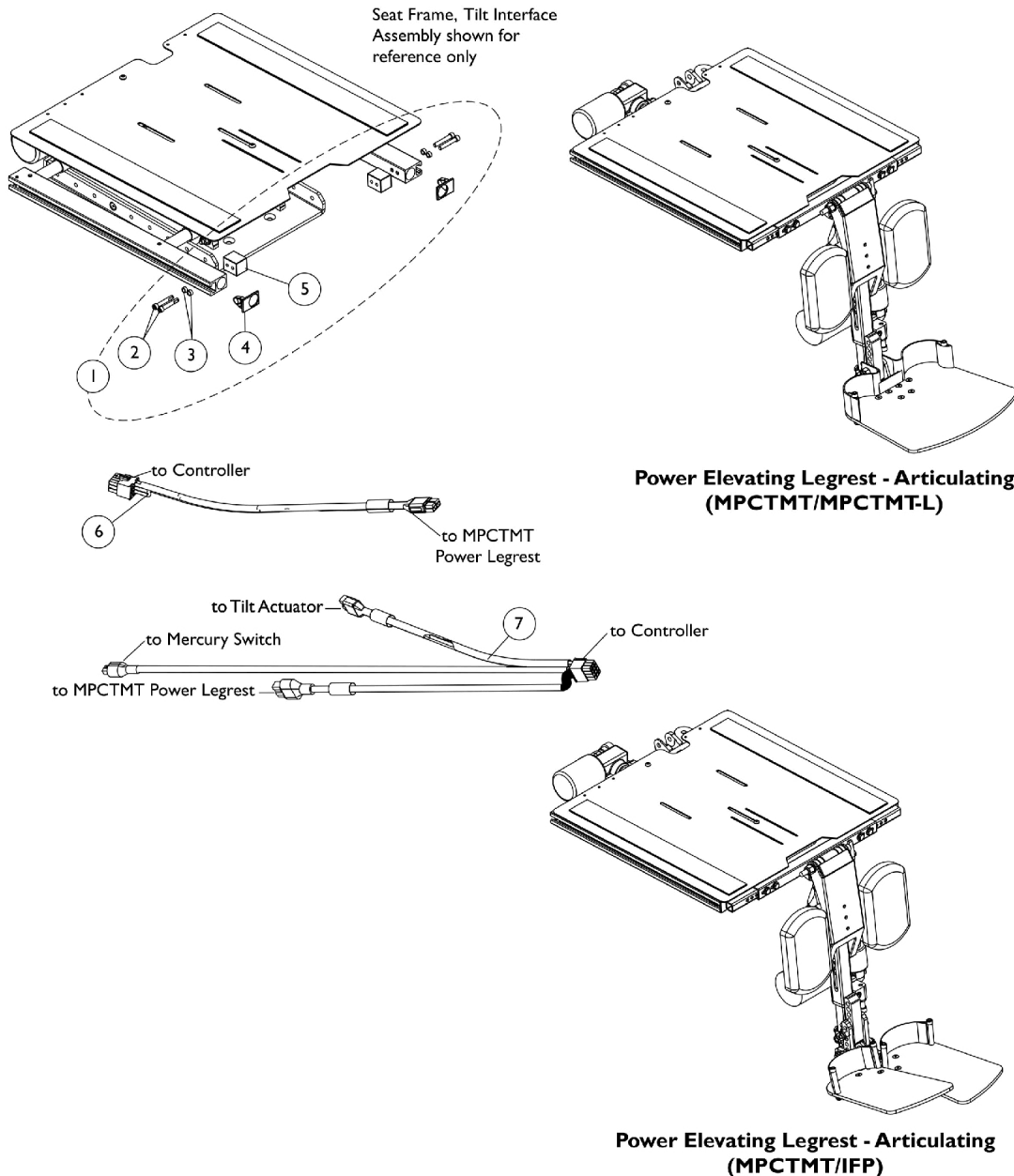
Item Number	Note	Part Number	Description	Quantity Per	
				Package	Assembly
1	A	1147095	Kit, CTMT-F Center Mount Riggings Mounting Hardware (16" - 19" D)	1	1
2			Screw, Socket Button Head (1/4-20 x 1-1/2")	1	1
3			Tie Wrap (11-1/2" L)	1	2
4			NLA - Spacer (1/4 x 3/8 x 3/16")	1	4
5			Screw, Socket Head Cap w/ Patch (1/4-20 x 1-1/2")	1	4
6			T-Nut (5/16-18)	1	1
7			NLA - Screw, Socket Head (#10-32 x 1/2")	1	1
8			Bracket, Release Handle Mounting, Black	1	1
9			NLA - Screw, Hex Head w/ Patch (5/16-18 x 1/2")	1	1
10			Nut, Square (#10-32)	1	1
11			Plug, Support	1	2
12			Support, Footrest, Center Mount Rigging, Black (16"-19" D)	1	1
13			Screw, Socket Head (1/4-20 x 1-1/4")	1	2
14			Locknut (1/4-20)	1	3
15			Support, Seat Pan (16-24" Wide)	1	2
16			Cap, End, Side Rail, Black	1	2
17			Locknut (1/4-20)	1	1
18			Housing, Ratchet	1	1
19			Bearing, Glide	1	2
20			NLA - Pin, Quick Release (5" Long)	1	1
21			Cable/Brake Assembly	1	1
22			NLA - Washer, Lock (3/16 x 5/16 x 1/32")	1	2
23			Screw, Phillips Pan Head (#10-32 x 11/16")	1	2
24			Screw, Shoulder Hex Socket Head (5/16" x 1-5/8", 1/4-20)	1	1
12		1146336	Support, Footrest, Center Mount Rigging, Black (16"-19" D)	1	1
18		1113389	Housing, Ratchet	1	1
19		1113383	Bearing, Glide	1	2
21		1113622	Cable/Brake Assembly	1	1
22		1028527-NLA	NLA - Washer, Lock (3/16 x 5/16 x 1/32")	1	2
23		40163X008	Screw, Phillips Pan Head (#10-32 x 11/16")	1	2
25		1121079	Cable/Brake Assembly w/ Ratchet Housing and Glide Bearing	1	2
1	A	1147096	Kit, CTMT-F Center Mount Riggings Mounting Hardware (19"-22" Deep)	1	1
2			Screw, Socket Button Head (1/4-20 x 1-1/2")	1	1
3			Tie Wrap (11-1/2" L)	1	2
4			NLA - Spacer (1/4 x 3/8 x 3/16")	1	4
5			Screw, Socket Head Cap w/ Patch (1/4-20 x 1-1/2")	1	4
6			T-Nut (5/16-18)	1	1
7			NLA - Screw, Socket Head (#10-32 x 1/2")	1	1

Center Mount Rigging Mounting Hardware (16"-20" Wide) - TDX SC

Item Number	Note	Part Number	Description	Quantity Per	
				Package	Assembly
8			Bracket, Release Handle Mounting, Black	1	1
9			NLA - Screw, Hex Head w/ Patch (5/16-18 x 1/2")	1	1
10			Nut, Square (#10-32)	1	1
11			Plug, Support	1	2
12			Support, Center Mount Rigging, Black (19"-22" D)	1	1
13			Screw, Socket Head (1/4-20 x 1-1/4")	1	2
14			Locknut (1/4-20)	1	3
15			Support, Seat Pan (16-24" Wide)	1	2
16			Cap, End, Side Rail, Black	1	2
17			Locknut (1/4-20)	1	1
18			Housing, Ratchet	1	1
19			Bearing, Glide	1	2
20			NLA - Pin, Quick Release (5" Long)	1	1
21			Cable/Brake Assembly	1	1
22			NLA - Washer, Lock (3/16 x 5/16 x 1/32")	1	2
23			Screw, Phillips Pan Head (#10-32 x 11/16")	1	2
24			Screw, Shoulder Hex Socket Head (5/16" x 1-5/8", 1/4-20)	1	1
12		1147091	Support, Center Mount Rigging, Black (19"-22" D)	1	1
18		1113389	Housing, Ratchet	1	1
19		1113383	Bearing, Glide	1	2
21		1113622	Cable/Brake Assembly	1	1
22		1028527-NLA	NLA - Washer, Lock (3/16 x 5/16 x 1/32")	1	2
23		40163X008	Screw, Phillips Pan Head (#10-32 x 11/16")	1	2
25	B	1121079	Cable/Brake Assembly w/ Ratchet Housing and Glide Bearing	1	1
	C	1145733-NLA	NLA - Instruction Sheet, Center Mount Rigging For Formula CG	1	1
NOTE: A - Includes items 2-24 B - Includes items 18-19 & 21-24 C - Not Shown					

Power Elevating Legrest - Articulating (MPCTMT/MPCTMT-L) TDX SC (Before 01/01/09)

NOTE: A complete set of Power Elevating Legrest-Articulating must be ordered thru Invacare's Equipment Configurator. Request Customer Service to review their reference document "Parts Pal" first before ordering.



Power Elevating Legrest - Articulating (MPCTMT/MPCTMT-L) TDX SC (Before 01/01/09)

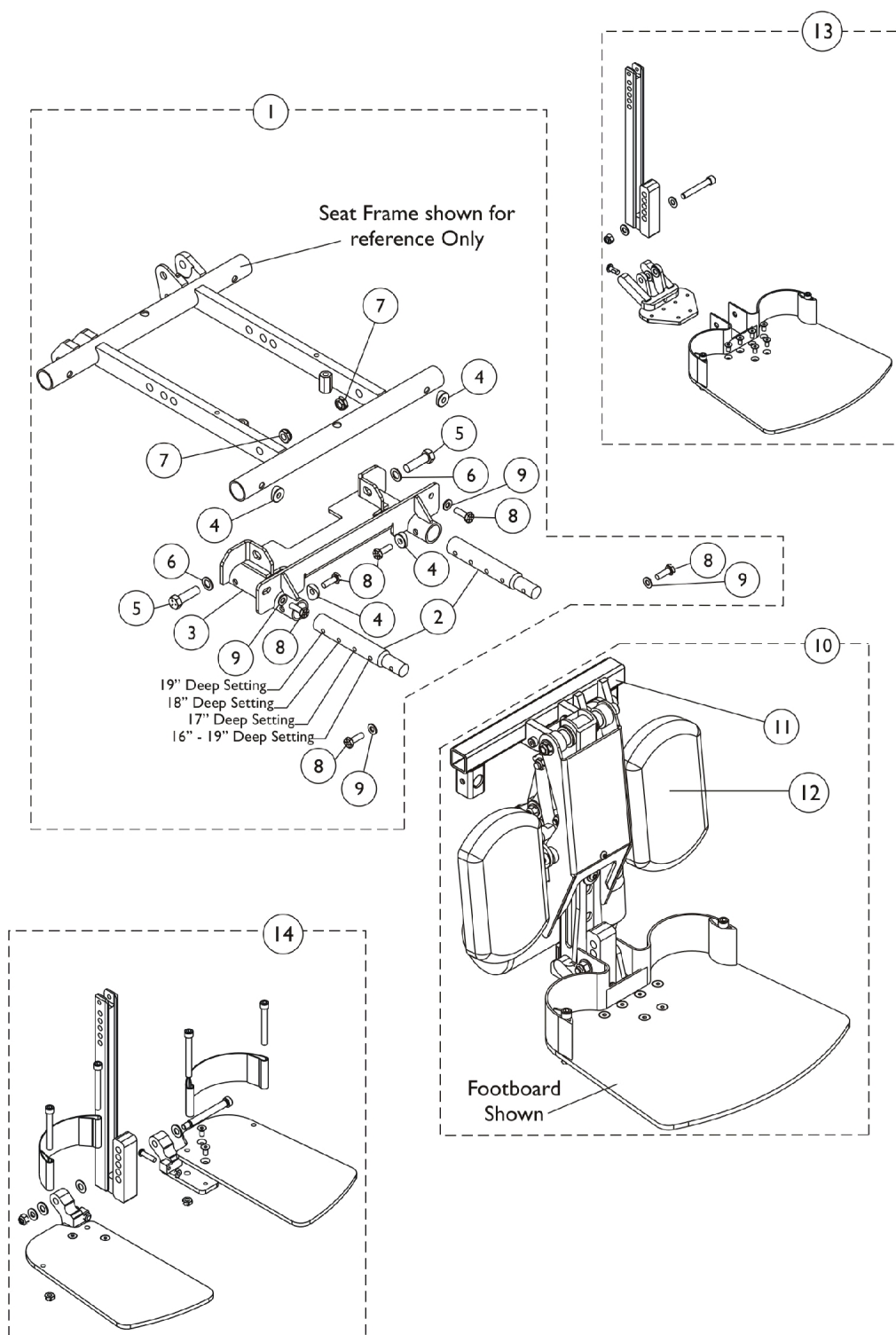
NOTE: A complete set of Power Elevating Legrest-Articulating must be ordered thru Invacare's Equipment Configurator. Request Customer Service to review their reference document "Parts Pal" first before ordering.

Item Number	Note	Part Number	Description	Quantity Per	
				Package	Assembly
1	A	1147045	Kit, Power Elevating Legrest-Articulating Mtg. Hdw. (MPCTMT/MPCTMT-L)	1	1
2			Screw, Socket Head Cap w/ Patch (1/4-20 x 1-1/2")	1	4
3			NLA - Spacer (1/4 x 3/8 x 3/16")	1	4
4			Cap, End, Side Rail, Black	1	2
5			Block, Threaded	1	2
6		1148708	Harness, Power Elevating Legrest-Articulating (MPCTMT/MPCTMT-L)	1	1
7	D	1153867-NLA	NLA - Harness, Tilt Actuator/MPCTMT Power Legrest and Sensor	1	1
	B,B1,C	1142951	Rail, Seat Frame (For 12 - 19" D Conventional)	1	1
	B,B1,C	1142952	Rail, Seat Frame (For 19 - 22" D Conventional)	1	1

NOTE: A - Includes items 2-5
 B - Not Shown. When a customer is ordering Power Elevating Legrest for the first time and a Contoura Seating System is used, the shorter seat rails used for Conventional Backs must be ordered also.
 B1 - This will prevent the legrest from being positioned to far forward
 C - Not Shown
 D - The Tilt Actuator/MPCTMT Power Legrest and Sensor Harness is used for Formula CGT on TDX SC models only

Power Elevating Legrest (MPCTMT/MPCTMT-L) For TDX SC (After 12/31/08)

Replacement parts for chairs with existing MPCTMT built after 12/31/08.



Power Elevating Legrest (MPCTMT/MPCTMT-L) For TDX SC (After 12/31/08)

Replacement parts for chairs with existing MPCTMT built after 12/31/08.

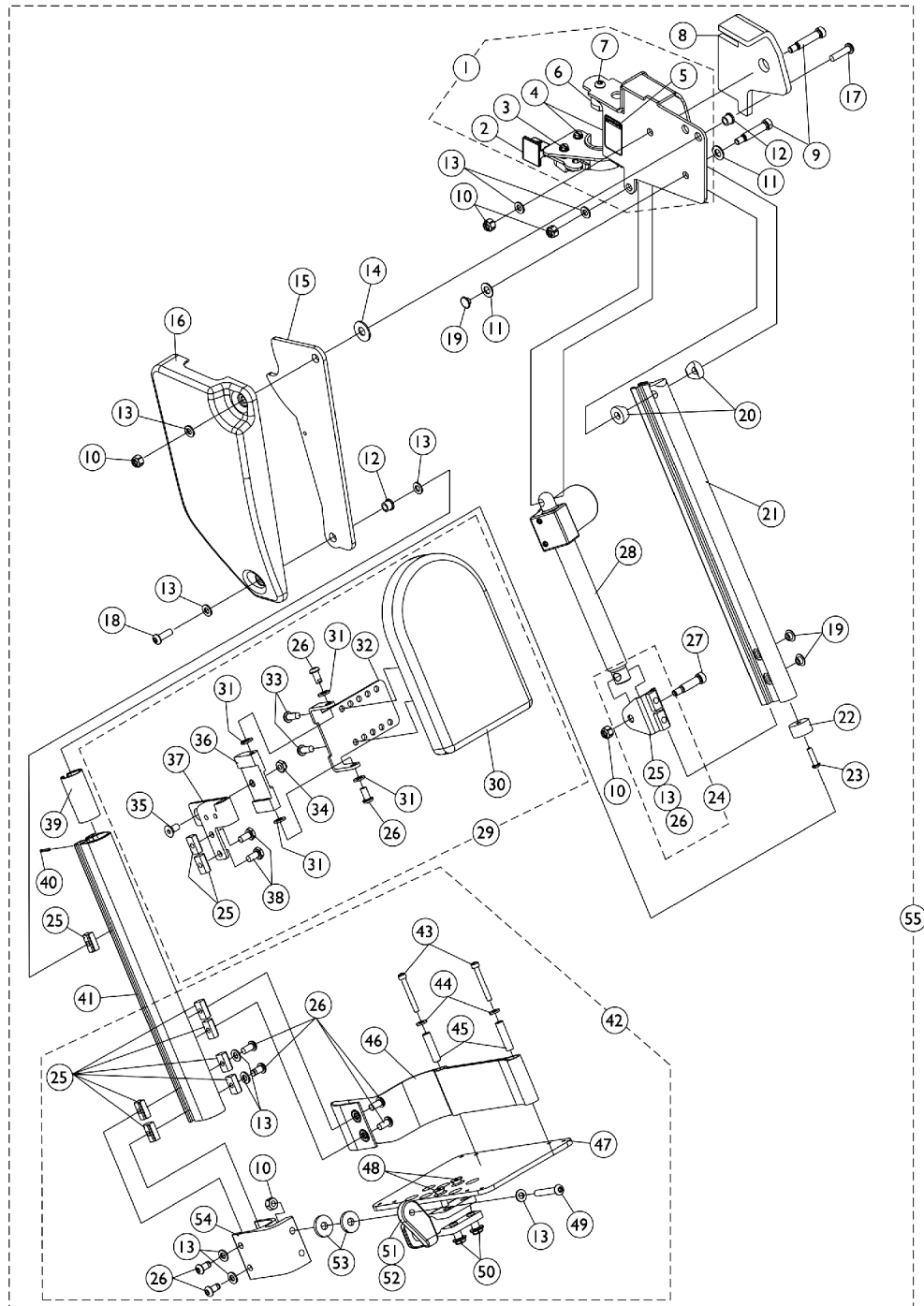
Item Number	Note	Part Number	Description	Quantity Per	
				Package	Assembly
1	A	1141667	Kit, Power Elevating Legrest Mounting Hardware (16-19" D)	1	1
2			Bar, Extension, Power Center Mount (16 - 19" D)	1	2
3			Bracket, Rear, Power Center Mount	1	1
4			Spacer, Coved (1/4 x 11/16 x 1/2")	1	4
5			NLA - Screw, Hex Head (3/8-16 x 1-1/4")	1	2
6			Washer, Plain (1/4 x 9/16 x 1/16")	1	2
7			Locknut, Low Profile (3/8-16)	1	2
8			Screw, Hex Head w/ Patch (1/4-20 x 3/4")	1	6
9			Washer (1/4 x 1/2 x 1/16")	1	4
1	A	1141668	Kit, Power Elevating Legrest Mounting Hardware (19-20" D)	1	1
2			Bar, Extension, Power Center Mount (19 - 20" D)	1	2
3			Bracket, Rear, Power Center Mount	1	1
4			Spacer, Coved (1/4 x 11/16 x 1/2")	1	4
5			NLA - Screw, Hex Head (3/8-16 x 1-1/4")	1	2
6			Washer, Plain (1/4 x 9/16 x 1/16")	1	2
7			Locknut, Low Profile (3/8-16)	1	2
8			Screw, Hex Head w/ Patch (1/4-20 x 3/4")	1	6
9			Washer (1/4 x 1/2 x 1/16")	1	4
1	A	1141669	Kit, Power Elevating Legrest Mounting Hardware (21-22" D)	1	1
2			Bar, Extension, Power Center Mount (21-22" D)	1	2
3			Bracket, Rear, Power Center Mount	1	1
4			Spacer, Coved (1/4 x 11/16 x 1/2")	1	4
5			NLA - Screw, Hex Head (3/8-16 x 1-1/4")	1	2
6			Washer, Plain (1/4 x 9/16 x 1/16")	1	2
7			Locknut, Low Profile (3/8-16)	1	2
8			Screw, Hex Head w/ Patch (1/4-20 x 3/4")	1	6
9			Washer (1/4 x 1/2 x 1/16")	1	4
	B	1162805	Kit, Power Center Mount Hardware	1	1
4			Spacer, Coved (1/4 x 11/16 x 1/2")	1	4
5			NLA - Screw, Hex Head (3/8-16 x 1-1/4")	1	2
6			Washer, Plain (1/4 x 9/16 x 1/16")	1	2
7			Locknut, Low Profile (3/8-16)	1	2
8			Screw, Hex Head w/ Patch (1/4-20 x 3/4")	1	6
9			Washer (1/4 x 1/2 x 1/16")	1	4
10		1162010	Power Center Mount Assembly w/ Footboard	1	1
10		1162011	Power Center Mount Assembly w/ Footboard - Long	1	1
10		1162012	Power Center Mount Assembly w/ Footplate (Pair)	1	1
10		1162013	Power Center Mount Assembly w/ Footplate - Long (Pair)	1	1
11		1141665	Bracket, MPCTMT Power Center Mount, Black	1	1

Power Elevating Legrest (MPCTMT/MPCTMT-L) For TDX SC (After 12/31/08)

Replacement parts for chairs with existing MPCTMT built after 12/31/08.

Item Number	Note	Part Number	Description	Quantity Per	
				Package	Assembly
12	C	1163373	Kit, Calf Pad (Pair)	1	1
			Pad, Calf (4-1/2" W x 7-1/4" L)	1	2
			Screw, Socket Button Head w/ Patch (1/4-20 x 3/4")	1	4
13	D	1164849	Footboard w/ Hardware Assembly, MPCTMT/MPCTMT-L	1	1
14	E	1164309	Footplate w/ Hardware Assembly, MPCTMT/MPCTMT-L	1	1
NOTE: A - Includes items 2-9. B - Not shown. Includes items 4-9. C - Includes calf pads and attaching hardware. D - Includes footboard and attaching hardware. E - Includes footplates and attaching hardware.					

Power Articulating Legrest ELRPW/ELRPW22 TDX SC



Power Articulating Legrest ELRPW/ELRPW22 TDX SC

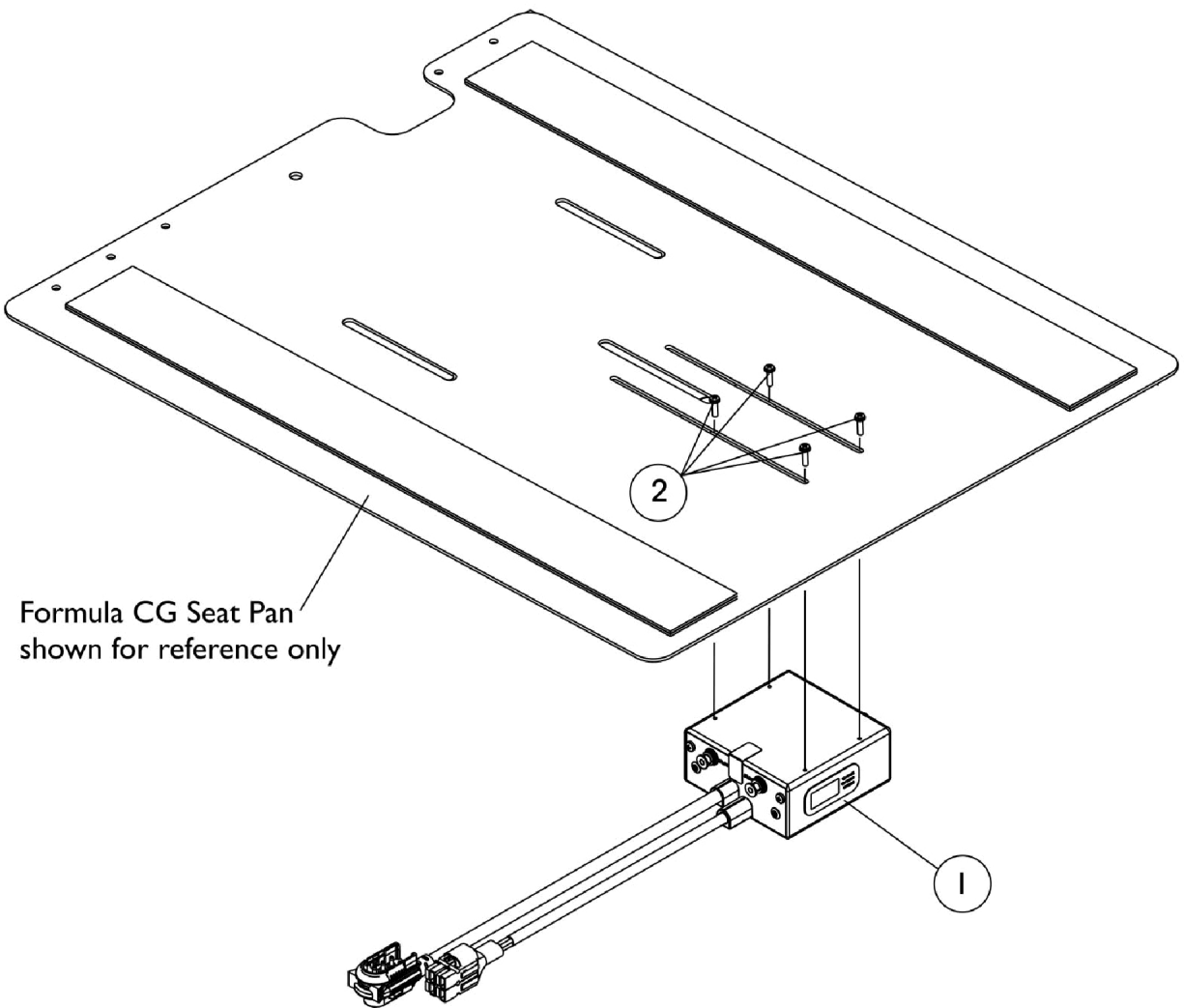
Item Number	Note	Part Number	Description	Quantity Per	
				Package	Assembly
1	A	1125436	Legrest Support Assembly, Sector, Black - Right	1	1
1	A	1125437	Legrest Support Assembly, Sector, Black - Left	1	1
2		1025454	Housing, Latch - Right	1	1
2		1025455	Housing, Latch - Left	1	1
3		1017423	Screw, Slotted Hex Washer Head w/ Patch (#10-32 x 1/2")	1	1
4		1025451	Screw, Slotted Hex Washer Head (#10-32 x 5/8")	1	2
5		1079203	Decal, Warning Pinch Point	1	1
6		1099685	Plug, Pivot	1	1
7		1091870	Screw, Socket Button Head w/ Patch (1/4-20 x 3/4")	1	1
8		1125433	Pad, Cushion - Right	1	1
8		1125434	Pad, Cushion - Left	1	1
9		1025351-NLA	NLA - Screw, Shoulder Hex Socket Head (5/16" x 1-1/4", 1/4-20)	1	2
10		1025736	Locknut (1/4-20)	1	5
11		1025704	Washer, Flat (5/16 x 5/8 x 1/16")	1	1
12		1099671	Bearing, Flange (1/4 x 5/16" Long)	1	2
13		1026907	Washer (1/4 x 1/2 x 1/16")	1	12
14		1012371	Washer, Nylon (3/8 x 7/8 x 1/16")	1	1
15		1125424	Plate, Pivot	1	1
16		1110746	Cover, Legrest Support - Right	1	1
16		1110747	Cover, Legrest Support - Left	1	1
17		1009837	Screw, Socket Button Head (1/4-20 x 1")	1	1
18		1091870	Screw, Socket Button Head w/ Patch (1/4-20 x 3/4")	1	1
19		1101883	Glide	1	2
20		0175600	Spacer, Coved (5/16 x 3/4 x 3/8")	1	2
21		1110741	Extrusion, Internal Slide (14-1/4" L)	1	1
22		1099702	Glide, Internal	1	1
23		1018846	Screw, Socket Button Head (#10-24 x 3/4")	1	1
24	B	1110972	Actuator Motor Bracket Assembly	1	1
25		1082699	T-Nut (1/4-20)	1	11
26		1100023	Screw, Button Head w/ Patch (1/4-20 x 1/2")	1	10
27		1087417-NLA	NLA - Screw, Shoulder Hex Socket Head (5/16" x 1", 1/4-20)	1	1
28		1110724	Motor, Actuator - Right	1	1
28		1110725	Motor, Actuator - Left	1	1
29	C	8881110977	Calf Pad Assembly with Hardware - Right	1	1
29	C	8881111715	Calf Pad Assembly with Hardware - Left	1	1
30		88804529X003	Pad, Legrest, Vinyl - Right	1	1
30		88804529X004	Pad, Legrest, Vinyl - Left	1	1
	D,F	1110748-NLA	NLA - Hardware, Calf Pad Bracket	1	1
31		1026033	Washer, Nylon (1/4 x 1/2 x 1/16")	1	4
32		1099700-NLA	NLA - Bracket, Calf Pad Mounting, Black	1	1
33		1029157	Screw, Phillips Pan Head w/Patch (#10-32 x 7/8")	1	2

Power Articulating Legrest ELRPW/ELRPW22 TDX SC

Item Number	Note	Part Number	Description	Quantity Per	
				Package	Assembly
34		1025765	Locknut (1/4-28)	1	1
35		1074191-NLA	NLA - Screw, Socket Flat Head (1/4-28 x 1/2")	1	1
36		1099690-NLA	NLA - Block, Calf Pad	1	1
37		1111716	Bracket, Calf Pad Block Mounting, Black - Right	1	1
37		1111717	Bracket, Calf Pad Block Mounting, Black - Left	1	1
38		1078214	Screw, Hex Head w/ Patch (1/4-20 x 1/2")	1	2
39		1110742	Bushing, Sleeve	1	1
40		1079151-NLA	NLA - Pin, Roll (5/64 x 5/8")	1	1
41		1121026	Extrusion, External (12-1/2" L) (ELRPW22 Before 7/22/04) and (ELRPW20 After 7/21/04)	1	1
41		1125435	Extrusion, External - ELRPW22 (14-1/2" L)	1	1
42	E	1101114	Footplate Assembly, Adjustable Angle, Black - Right (5-1/4" W)	1	1
42	E	1101115	Footplate Assembly, Adjustable Angle, Black - Left (5-1/4" W)	1	1
43		1023965-NLA	NLA - Screw, Socket Head (#10-32 x 1-1/2")	1	2
44		1028516	Washer, Steel (3/16 x 7/16 x 1/16")	1	2
45		1015629-NLA	NLA - Bushing	1	2
46		1101268	Heel Loop Assembly - Right	1	1
46		1101269	Heel Loop Assembly - Left	1	1
47		1060427-NLA	NLA - Footplate, Adjustable Angle, Large, Black (5-1/4" W x 8" L)	1	1
48		1029545	Screw, Socket Flat Head (1/4-20 x 3/4")	1	2
49		1008495	Screw, Socket Button Head (1/4-20 x 1-1/2")	1	1
50		1082686	Nut, Barrel, Hex Head (1/4-20 x 11/16")	1	2
51		1052102	Hinge, Footplate - Right	1	1
51		1052103	Hinge, Footplate - Left	1	1
52		1048816	Screw, Nylon Adjustment (1/2-13 x 7/8")	1	1
53		1016301	Washer, Nylon (5/16 x 7/8 x 1/8")	1	2
54		1099678	Extrusion, Footplate Adapter	1	1
55	G	1126091	Legrest Assembly, Power Articulating, Sector, Black (13 - 20" Range) - Right	1	1
55	G	1126092	Legrest Assembly, Power Articulating, Sector, Black (13 - 20" Range) - Left	1	1
55	G	1126093	Legrest Assembly, Power Articulating, Sector, Black (15 - 22" Range) - Right	1	1
55	G	1126094	Legrest Assembly, Power Articulating, Sector, Black (15 - 22" Range) - Left	1	1
NOTE: A - Includes items 2-7 B - Includes items 13, 25 and 26 C - Includes Items 25, 26 and 30-38 D - Includes Items 25, 26, 31-36, 38 E - Includes Items 10, 13, 25, 26 and 43-54 F - Not Shown G - Includes items 1, 8-23, 24, 27, 28, 29, 39-41 and 42					

Dual Legs Integrated Actuator Module (DLIAM) MK6i

For ELRPW Front Riggings - TDX SC



Dual Legs Integrated Actuator Module (DLIAM) MK6i For ELRPW Front Riggings - TDX SC

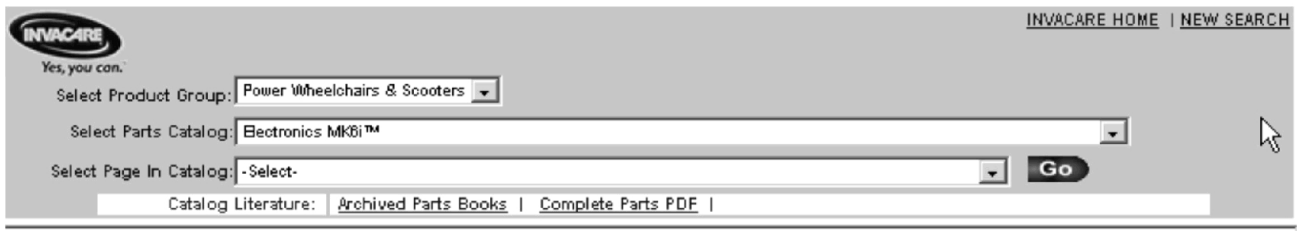
Item Number	Note	Part Number	Description	Quantity Per	
				Package	Assembly
1		1140032	Module, Dual Legs Integrated Actuator (DLIAM) - MK6i (54" L)	1	1
2		1052041	Screw, Phillips Pan Head (#4-40 x 3/8")	1	4

MK6i Electronics

If you are looking for **MK6i™ Electronics** for the Formula™ CG Tilt (CGT) on TDX SC and TDX SPREE
The parts catalog information is now divided into two separate catalogs.

Web Page

The MK6i™ Electronics information can be found on the Invacare web page by selecting “Electronics MK6i™” in the “Select Parts Catalog” drop down menu.



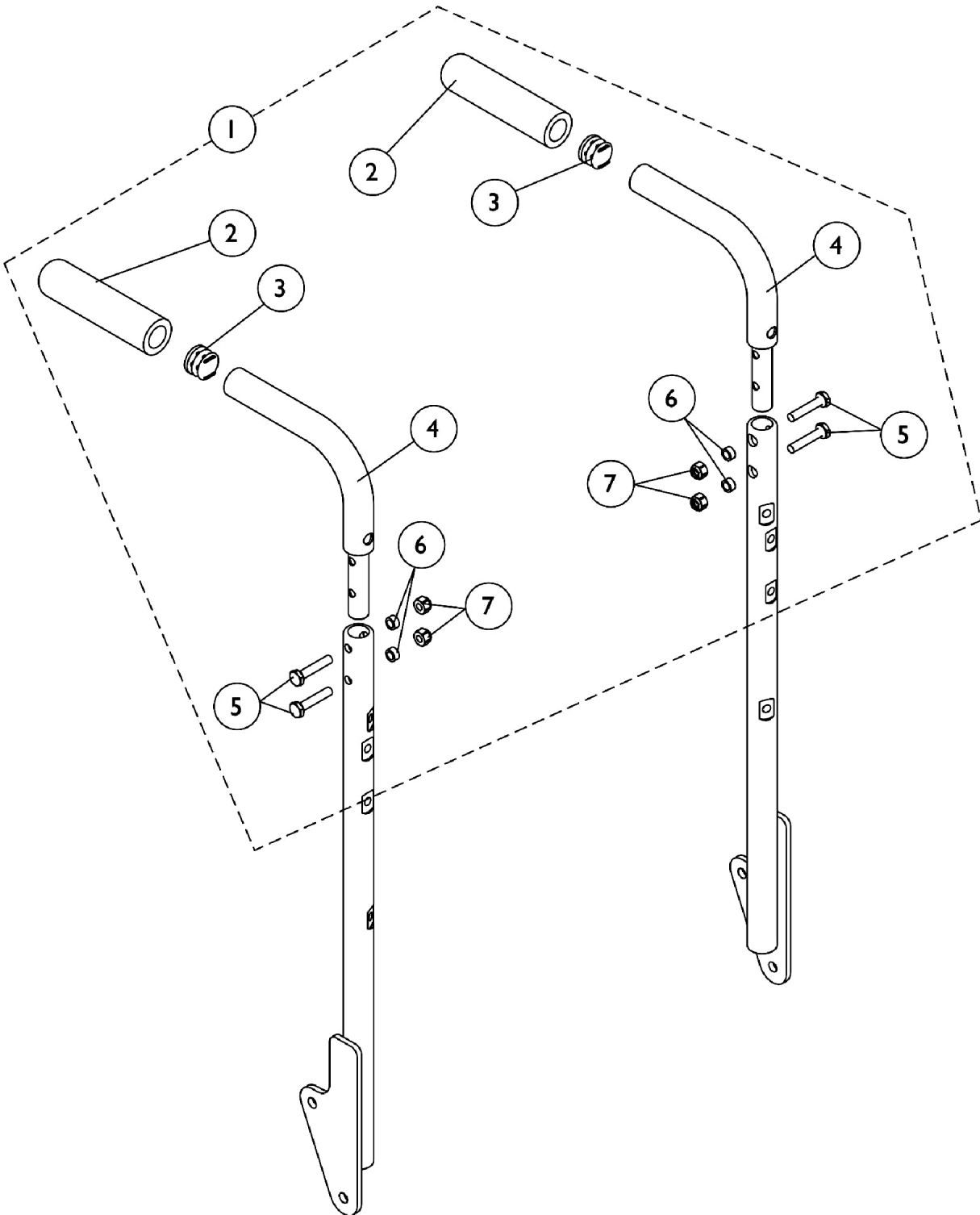
The screenshot shows the Invacare website's parts catalog selection interface. At the top left is the Invacare logo with the tagline "Yes, you can." To the right are links for "INVACARE HOME" and "NEW SEARCH". Below the logo, there are three dropdown menus: "Select Product Group:" with "Power Wheelchairs & Scooters" selected, "Select Parts Catalog:" with "Electronics MK6i™" selected, and "Select Page In Catalog:" with "-Select-" selected. A "Go" button is to the right of the third dropdown. At the bottom, there is a "Catalog Literature:" section with links for "Archived Parts Books" and "Complete Parts PDF".

Printed Catalog

The MK6i™ Electronics information can be found in printed copy at our Literature Fulfillment Center listed under form # 06-110 and titled “MK6i™ Electronics”.

Back Cane Push Handle Attachments

Conventional Seating

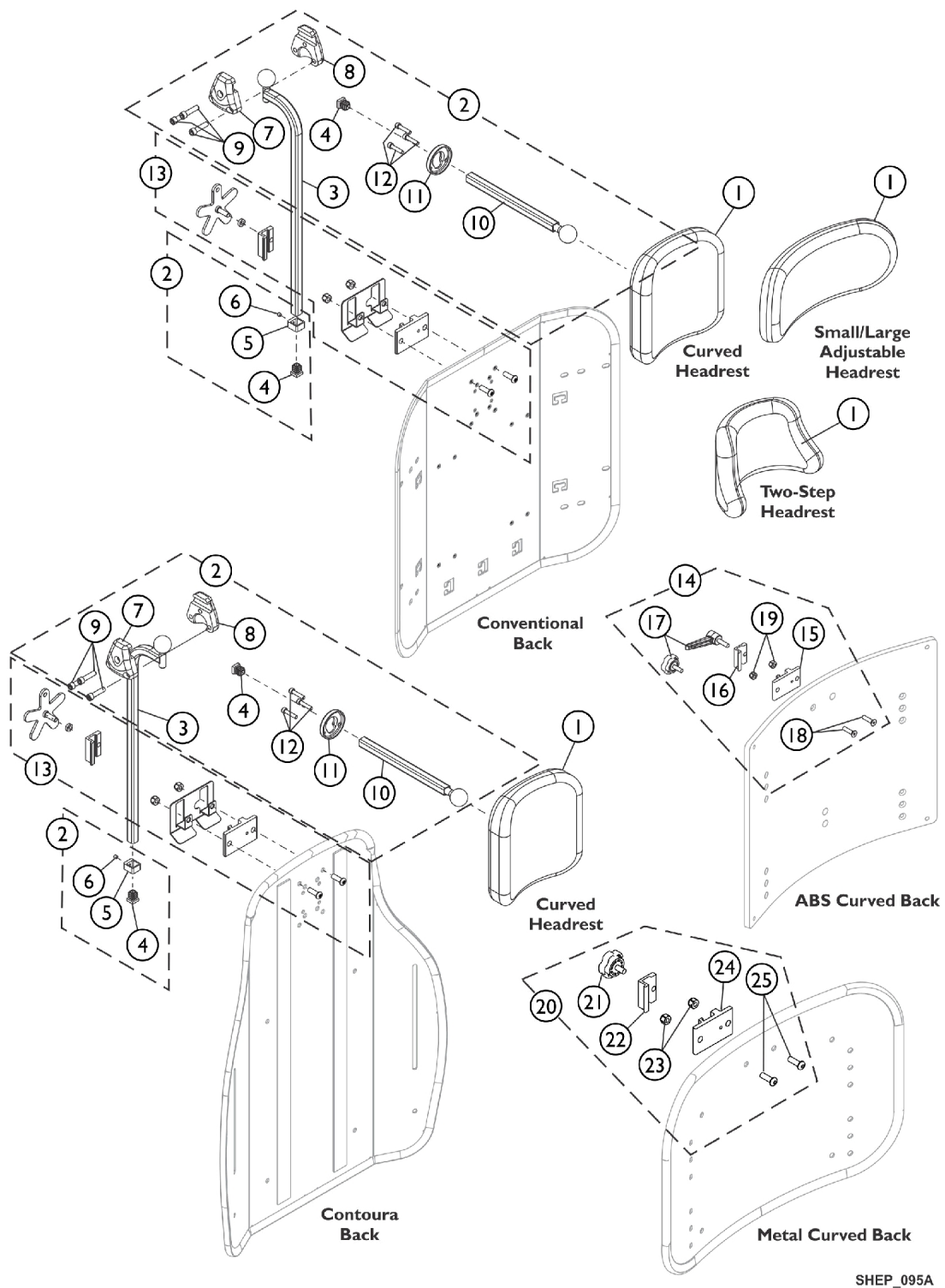


Back Cane Push Handle Attachments

Conventional Seating

Item Number	Note	Part Number	Description	Quantity Per	
				Package	Assembly
1	A	1133259	Kit, Back Cane Push Handle Attachments (Pair)	1	1
2			Grip, Foam, Hand (4-1/2" L)	1	2
3			Plug Button, Black (7/8")	1	2
4			Attachment, Back Cane Push Handle	1	2
5			Screw, Hex Head (1/4-20 x 1-1/4")	1	4
6			NLA - Spacer (1/4 x 3/8 x 3/16")	1	4
7			Locknut (1/4-20)	1	4
NOTE: A - Includes items 2-7.					

Headrest Support Assembly, Tarsys



SHEP_095A

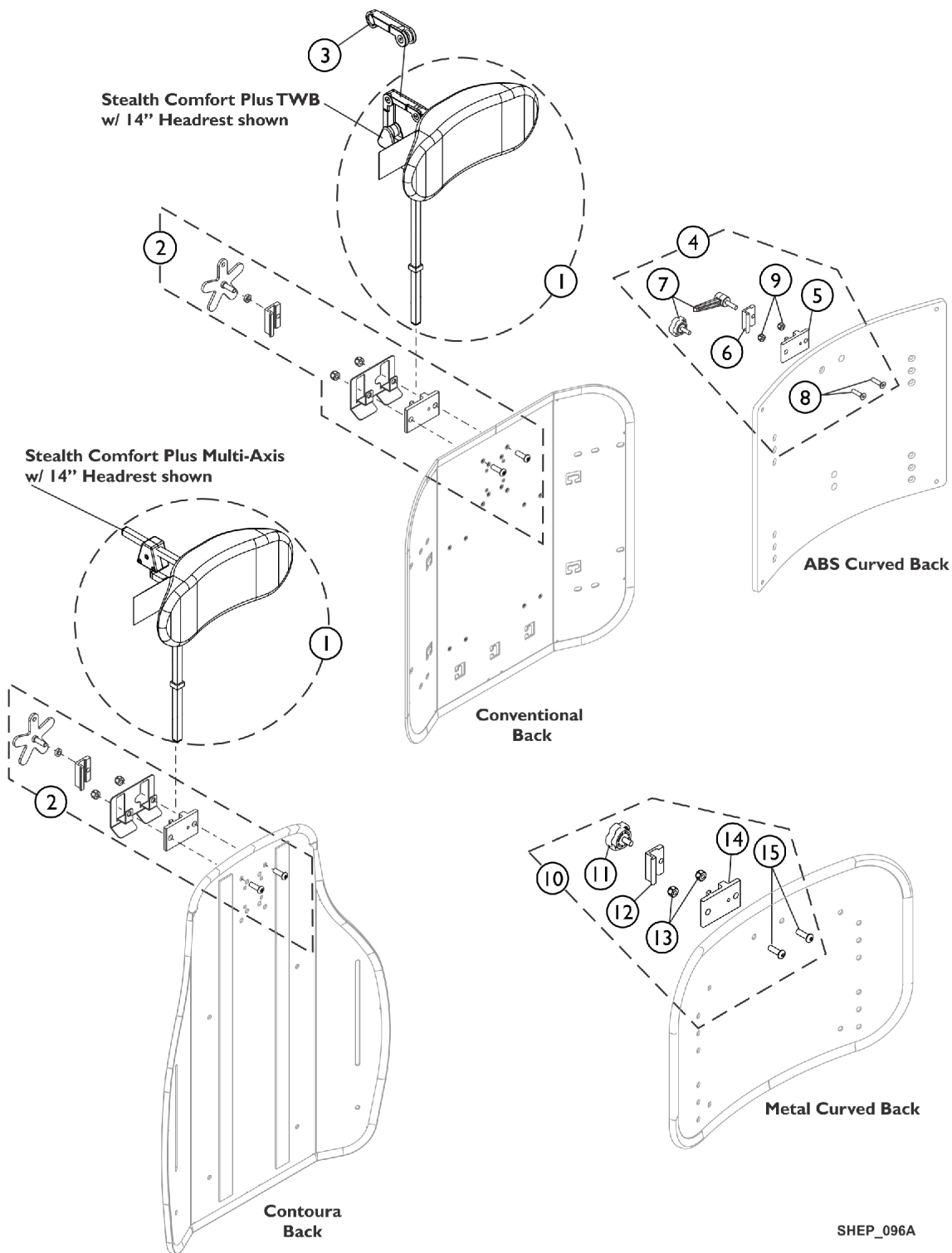
Headrest Support Assembly, Tarsys

Item Number	Note	Part Number	Description	Quantity Per	
				Package	Assembly
1		0127700	Headrest, Curved (6" W x 7" H)	1	1
1		0128000-NLA	NLA - Headrest, Two-Step (8-1/2" W x 5-1/2" H)	1	1
1		0022600	Kit, Headrest w/ Screws, Adjustable, Small, Otto Bock (9" W x 3-1/2" H)	1	1
1		0022400	Kit, Headrest w/ Screws, Adjustable, Large, Otto Bock (12" W x 6" H)	1	1
2	A	0197024	Fixture Assembly, Offset Support	1	1
3		0271524-NLA	NLA - Tube, Offset Fixture, Black	1	1
4		1077076-NLA	NLA - Plug Button, Square (1/2")	1	2
5		0271124-NLA	NLA - Collar, Offset Fixture Tube	1	1
6		0288606-NLA	NLA - Screw, Set Socket Cup Point (#10-24 x 3/16")	1	1
7		0271224	Half Clamp, Non-Threaded Holes	1	1
8		0271324	Half Clamp, Threaded Holes	1	1
9		1027268	Screw, Allen Head (1/4-20 x 1")	1	3
10		0271424-NLA	NLA - Tube, Fixture Adjustment	1	1
11		0283724-NLA	NLA - Ring, Fixture Clamp	1	1
12		0067006-NLA	NLA - Screw, Cap, Socket Head (#10-32 x 1/2")	1	3
13	B	1124686	Kit, Headrest Mounting Hardware	1	1
14	F,C,G	0273100	Kit, Headrest Clamp, Lever Style	1	1
15	D	0237422-NLA	NLA - Clamp, Small Bottom Half	1	1
16	D	0237522-NLA	NLA - Clamp, Small Top Half	1	1
17		1072439-NLA	NLA - Knob, Adjustment, Black (3/4" L Threads)	1	1
18		0288706-NLA	NLA - Screw, Socket, Flat Head (1/4-20 x 1")	1	2
19		1025736	Locknut (1/4-20)	1	2
20	E	1160332	Kit, Headrest Clamp, Knob Style	1	1
21		1072439-NLA	NLA - Knob, Adjustment, Black (3/4" L Threads)	1	1
22	D	0237522-NLA	NLA - Clamp, Small Top Half	1	1
23		1025736	Locknut (1/4-20)	1	2
24	D	0237422-NLA	NLA - Clamp, Small Bottom Half	1	1
25		1009838	Screw, Socket Button (1/4-20 x 3/4")	1	2

NOTE: A - Includes items 3-12
 B - Individual components are not available. The Headrest Mounting Hardware Kit was revised to include a Wire Guard Bracket and is used for Conventional and Contoura Backs. The Headrest Mounting Hardware Kit is also backward compatible in the field.
 C - Includes items 15-19. Used for ABS Plastic Curved Backs and double spreader bar applications as well.
 D - Clamp is no longer available individually. See Headrest Clamp Mounting Hardware Kit item 14 or 20 depending on Back Style.
 E - Includes items 21-25. Used on Metal Curved Backs. Hardware can also be used with an Invacare PCS Back.
 F - Item 17 Adjustment Knob was replaced with an Adjustment Lever. The Lever is not available as a separate part. The knob Part # 1072439 is interchangeable with the Lever.
 G - Hardware can also be used with an Invacare Personal Back.

Headrest Support Assembly, Stealth

CP175/CP275/CP180/CP280



Headrest Support Assembly, Stealth

CP175/CP275/CP180/CP280

Item Number	Note	Part Number	Description	Quantity Per	
				Package	Assembly
1	J,A	1127408-NLA	NLA - Kit, Headrest 10" TWB Comfort Plus Stealth (CP280)	1	1
1	J,A	1127409-NLA	NLA - Kit, Headrest 14" TWB Comfort Plus Stealth (CP180)	1	1
1	J,A	1127410-NLA	NLA - Kit, Headrest 10" Multi-Axis Comfort Plus Stealth (CP275)	1	1
1	J,A	1127411-NLA	NLA - Kit, Headrest 14" Multi-Axis Comfort Plus Stealth (CP175)	1	1
2	C	1124686	Kit, Headrest Mounting Hardware	1	1
3	C,D	1127414	Kit, Link Extension Stealth	1	1
4	G,H,I,B	0273100	Kit, Headrest Clamp, Lever Style	1	1
5	E	0237422-NLA	NLA - Clamp, Small Bottom Half	1	1
6	E	0237522-NLA	NLA - Clamp, Small Top Half	1	1
7		1072439-NLA	NLA - Knob, Adjustment, Black (3/4" L Threads)	1	1
8		0288706-NLA	NLA - Screw, Socket, Flat Head (1/4-20 x 1")	1	2
9		1025736	Locknut (1/4-20)	1	2
10	F	1160332	Kit, Headrest Clamp, Knob Style	1	1
11		1072439-NLA	NLA - Knob, Adjustment, Black (3/4" L Threads)	1	1
12	E	0237522-NLA	NLA - Clamp, Small Top Half	1	1
13		1025736	Locknut (1/4-20)	1	2
14	E	0237422-NLA	NLA - Clamp, Small Bottom Half	1	1
15		1009838	Screw, Socket Button (1/4-20 x 3/4")	1	2

NOTE: A - The mounting hardware will contain a lever and star knob tightening device. Disregard the lever that is provided standard by stealth and use the star knob designed for the Formula TRE systems.

B - Includes items 5-9. Used for ABS Plastic Curved Backs and double spreader bar applications as well.

C - Individual components are not available. The Headrest Mounting Hardware Kit was revised to include a Wire Guard Bracket and is used for Conventional and Contoura Backs. The Headrest Mounting Hardware Kit is also backward compatible in the field.

D - The Stealth Link Extension used on the Stealth Comfort Plus TWB models only

E - Clamp is no longer available individually. See Headrest Clamp Mounting Hardware Kit item 4 or 10 depending on Back Style.

F - Includes items 11-15. Used for Metal Curved Backs. Hardware can also be used with an Invacare/Matrx PCS Back.

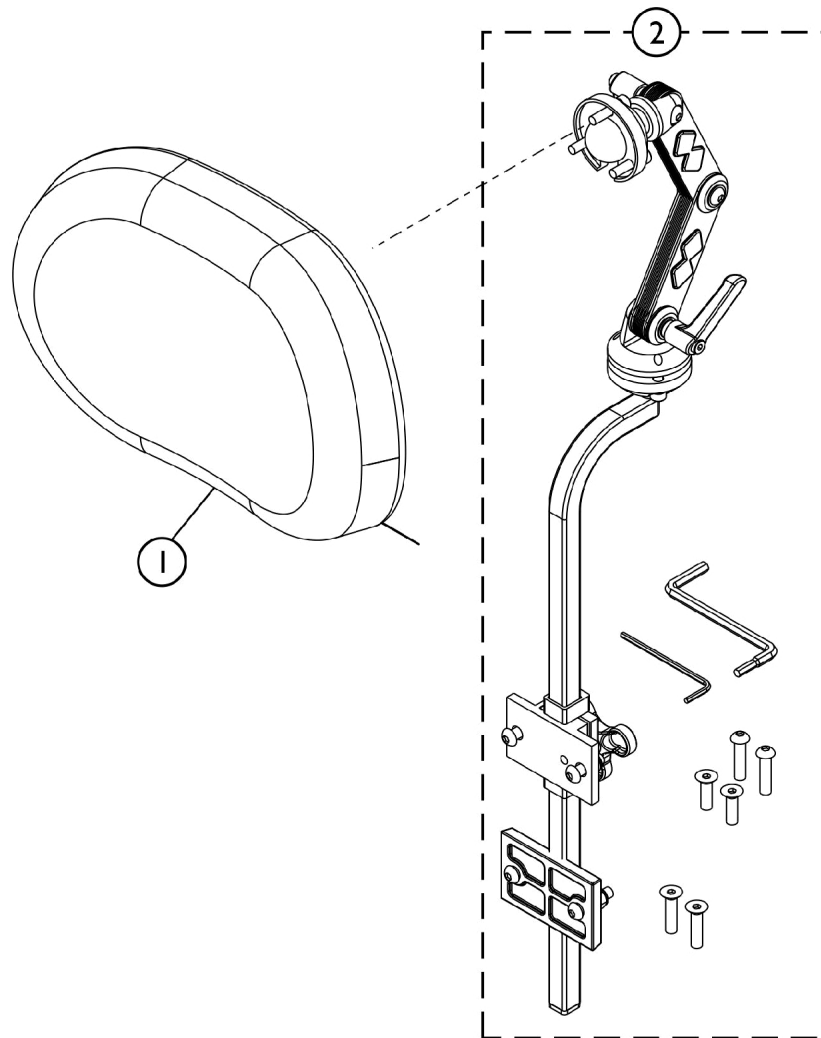
G - Item 7 Adjustment Knob was replaced with an Adjustment Lever. The Lever is not available as a separate part. The knob Part # 1072439 is interchangeable with the Lever.

H - Hardware can also be used with an Invacare/Matrx Personal Back, Matrx PB Posture Back and Matrx Elite Backs.

I - For Matrx Elite Backs, item #4 Headrest Clamp Kit attaches to an Adapter Plate that is only included with the Adapter Plate Kit model numbers EHRA-S, EHRA-M or EHRA-L. Refer to the Matrx Rehab Seating and Positioning Pricelist for additional information.

J - Stealth Headrest No Longer Available. See page titled "Headrest Support Assembly - Matrx Elan MEHSP-10, 14" for replacement.

Headrest Support Assembly - Matrx Elan (MEHSP-10,14)

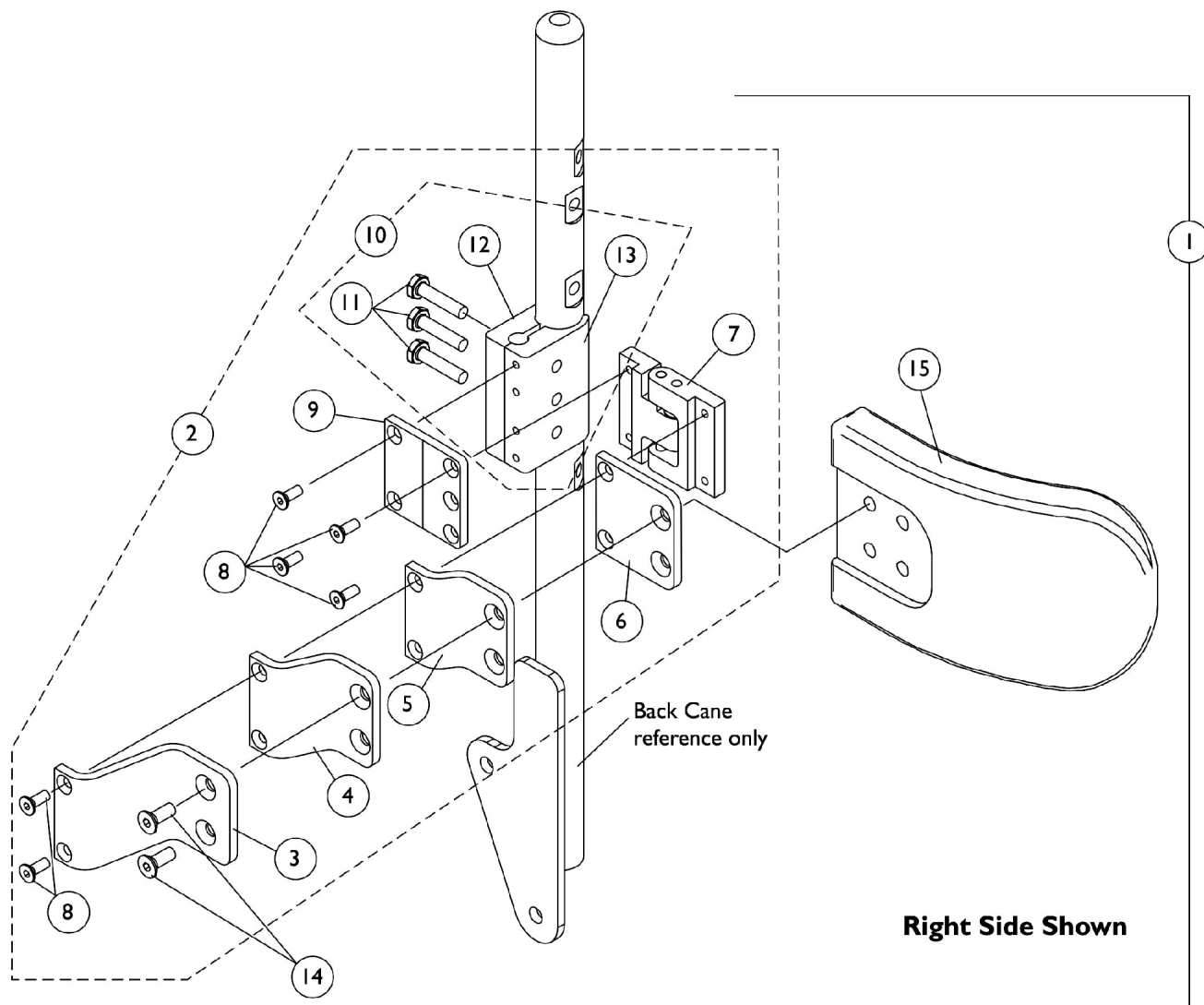


SHEP_262A

Item Number	Note	Part Number	Description	Quantity Per	
				Package	Assembly
1	A	60102830	Kit, Matrx Elan Standard Headrest Pad (10" W)	1	1
1	B	60102833	Kit, Matrx Elan Standard Headrest Pad (14" W)	1	1
2	C	60102826	Kit, Elan Multi-Axis Articulating Headrest Mounting Hardware	1	1
NOTE: A - For model MEHSP-10 B - For model MEHSP-14 C - For model MEMAH					

Lateral Support Assembly, Tarsys TCSLM/TCSLL TDX SC

The Laterals 7/8" O.D. Back Cane Mounting Clamps do not work on TDX SPREE 2-Piece Adjustable Height Back Canes that have a 1" O.D. measurement.



Lateral Support Assembly, Tarsys TCSLM/TCSLL TDX SC

The Laterals 7/8" O.D. Back Cane Mounting Clamps do not work on TDX SPREE 2-Piece Adjustable Height Back Canes that have a 1" O.D. measurement.

Item Number	Note	Part Number	Description	Quantity Per	
				Package	Assembly
1	A	1107298	Kit, Swingaway Lateral Support Assemblies w/ Medium Pads (Pair)	1	1
3			Bracket, Extension Offset, Black (2")	1	2
4			NLA - Bracket, Extension Offset, Black (1")	1	2
5			NLA - Bracket, Extension Offset, Black (1/2")	1	2
6			Bracket, Flush Mount, Black	1	2
7			NLA - Bracket, Swingaway, Cane Clamp, Black - Right	1	1
7			NLA - Bracket, Swingaway, Cane Clamp, Black - Left	1	1
8			NLA - Screw, Socket Flat Head (#10-32 x 1/2")	1	12
9			NLA - Bracket, Mounting, Black	1	2
11			NLA - Screw, Hex Head (1/4-20 x 1-1/8")	1	6
12			Half Clamp, Non-Threaded Holes	1	2
13			NLA - Half Clamp, Threaded Holes	1	2
14			Screw, Socket Flat Head (1/4-20 x 1/2")	1	4
15			Pad, Lateral Support - Medium (6" W x 4" H)	1	2
1	A	1107299	Kit, Swingaway Lateral Support Assemblies w/ Large Pads (Pair)	1	1
3			Bracket, Extension Offset, Black (2")	1	2
4			NLA - Bracket, Extension Offset, Black (1")	1	2
5			NLA - Bracket, Extension Offset, Black (1/2")	1	2
6			Bracket, Flush Mount, Black	1	2
7			NLA - Bracket, Swingaway, Cane Clamp, Black - Right	1	1
7			NLA - Bracket, Swingaway, Cane Clamp, Black - Left	1	1
8			NLA - Screw, Socket Flat Head (#10-32 x 1/2")	1	12
9			NLA - Bracket, Mounting, Black	1	2
11			NLA - Screw, Hex Head (1/4-20 x 1-1/8")	1	6
12			Half Clamp, Non-Threaded Holes	1	2
13			NLA - Half Clamp, Threaded Holes	1	2
14			Screw, Socket Flat Head (1/4-20 x 1/2")	1	4
15			Pad, Lateral Support - Large (6" W x 5" H)	1	2
2	B	1107245	Kit, Swingaway Bracket Assembly with Offset Brackets, Cane Clamp - Right	1	1
3			Bracket, Extension Offset, Black (2")	1	1
4			NLA - Bracket, Extension Offset, Black (1")	1	1
5			NLA - Bracket, Extension Offset, Black (1/2")	1	1
6			Bracket, Flush Mount, Black	1	1
7			NLA - Bracket, Swingaway, Cane Clamp, Black - Right	1	1
8			NLA - Screw, Socket Flat Head (#10-32 x 1/2")	1	6

Lateral Support Assembly, Tarsys TCSLM/TCSLL

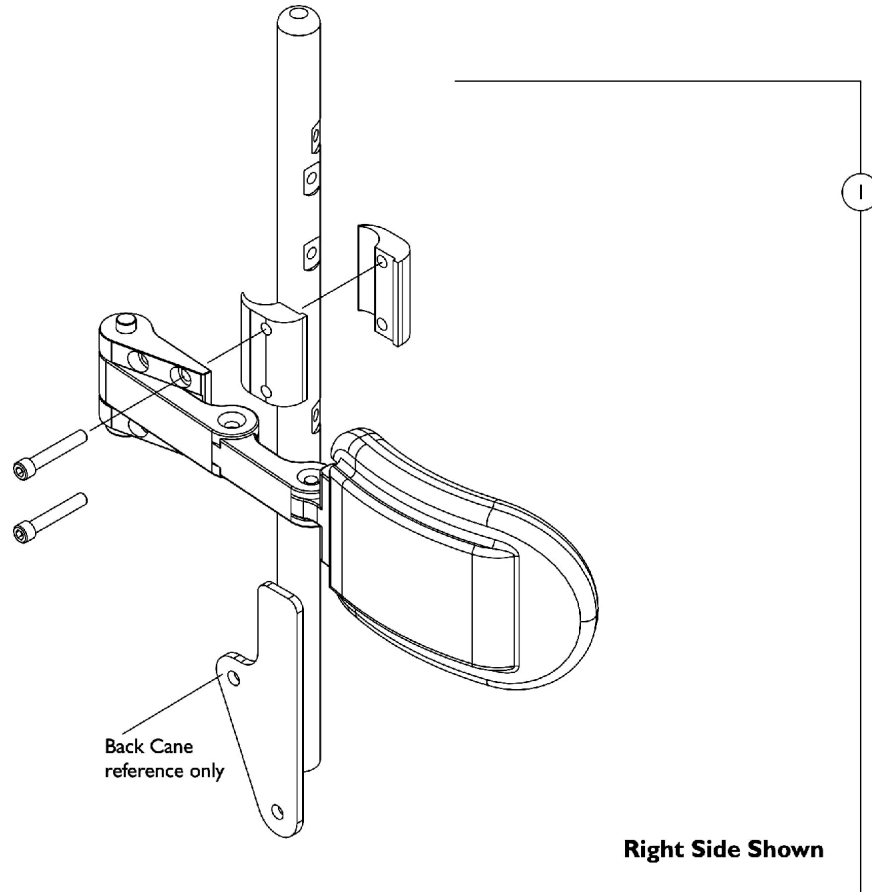
TDX SC

The Laterals 7/8" O.D. Back Cane Mounting Clamps do not work on TDX SPREE 2-Piece Adjustable Height Back Canes that have a 1" O.D. measurement.

Item Number	Note	Part Number	Description	Quantity Per	
				Package	Assembly
9			NLA - Bracket, Mounting, Black	1	1
11			NLA - Screw, Hex Head (1/4-20 x 1-1/8")	1	3
12			Half Clamp, Non-Threaded Holes	1	1
13			NLA - Half Clamp, Threaded Holes	1	1
2	B	1107246	Kit, Swingaway Bracket Assembly with Offset Brackets, Cane Clamp - Left	1	1
3			Bracket, Extension Offset, Black (2")	1	1
4			NLA - Bracket, Extension Offset, Black (1")	1	1
5			NLA - Bracket, Extension Offset, Black (1/2")	1	1
6			Bracket, Flush Mount, Black	1	1
7			NLA - Bracket, Swingaway, Cane Clamp, Black - Left	1	1
8			NLA - Screw, Socket Flat Head (#10-32 x 1/2")	1	6
9			NLA - Bracket, Mounting, Black	1	1
11			NLA - Screw, Hex Head (1/4-20 x 1-1/8")	1	3
12			Half Clamp, Non-Threaded Holes	1	1
13			NLA - Half Clamp, Threaded Holes	1	1
10	C	1107117	Kit, Lateral Support Mounting Hardware	1	1
11			NLA - Screw, Hex Head (1/4-20 x 1-1/8")	1	3
12			Half Clamp, Non-Threaded Holes	1	1
13			NLA - Half Clamp, Threaded Holes	1	1
NOTE: A - Includes items 3-9 and 11-15 B - Includes items 3-9 and 11-13 C - Includes items 11-13					

Lateral Support Assembly, Stealth TWB-RPR/TWB-RPRL TDX SC

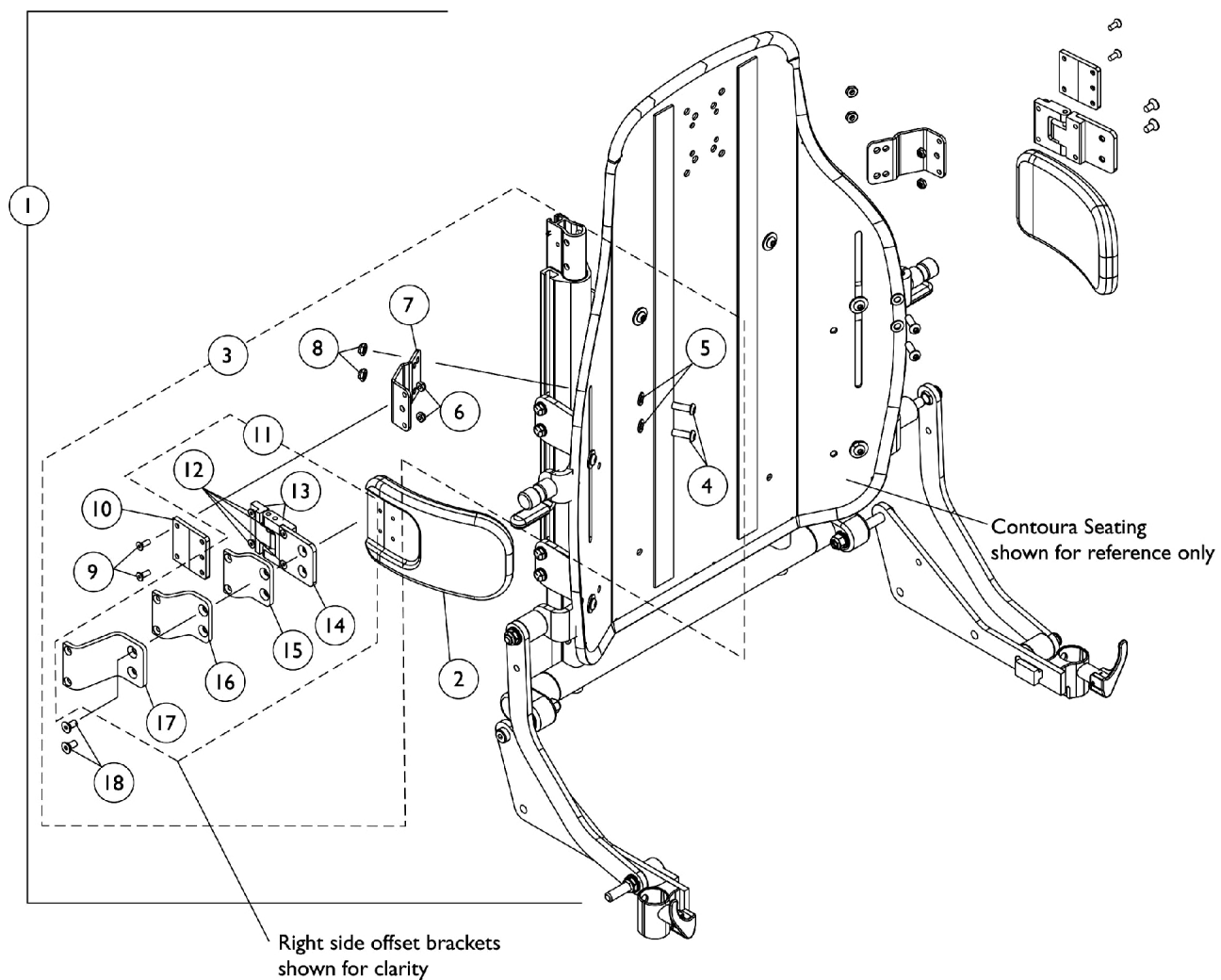
The Laterals 7/8" O.D. Back Cane Mounting Clamps do not work on TDX SPREE 2-Piece Adjustable Height Back Canes that have a 1" O.D. measurement.



Item Number	Note	Part Number	Description	Quantity Per	
				Package	Assembly
1	A	1125826	Kit, Swingaway Lateral Support Assemblies w/ Medium Pads (5" W x 3" H), Stealth (TWB-RPR) (Pair)	1	1
1	A	1125823-NLA	NLA - Kit, Swingaway Lateral Support Assemblies w/ Large Pads (6" W x 4" H), Stealth (TWB-RPRL) (Pair)	1	1

NOTE: A - Individual components are not available

Lateral Support Assembly, Tarsys CSLM/CSLL Contoura Seating



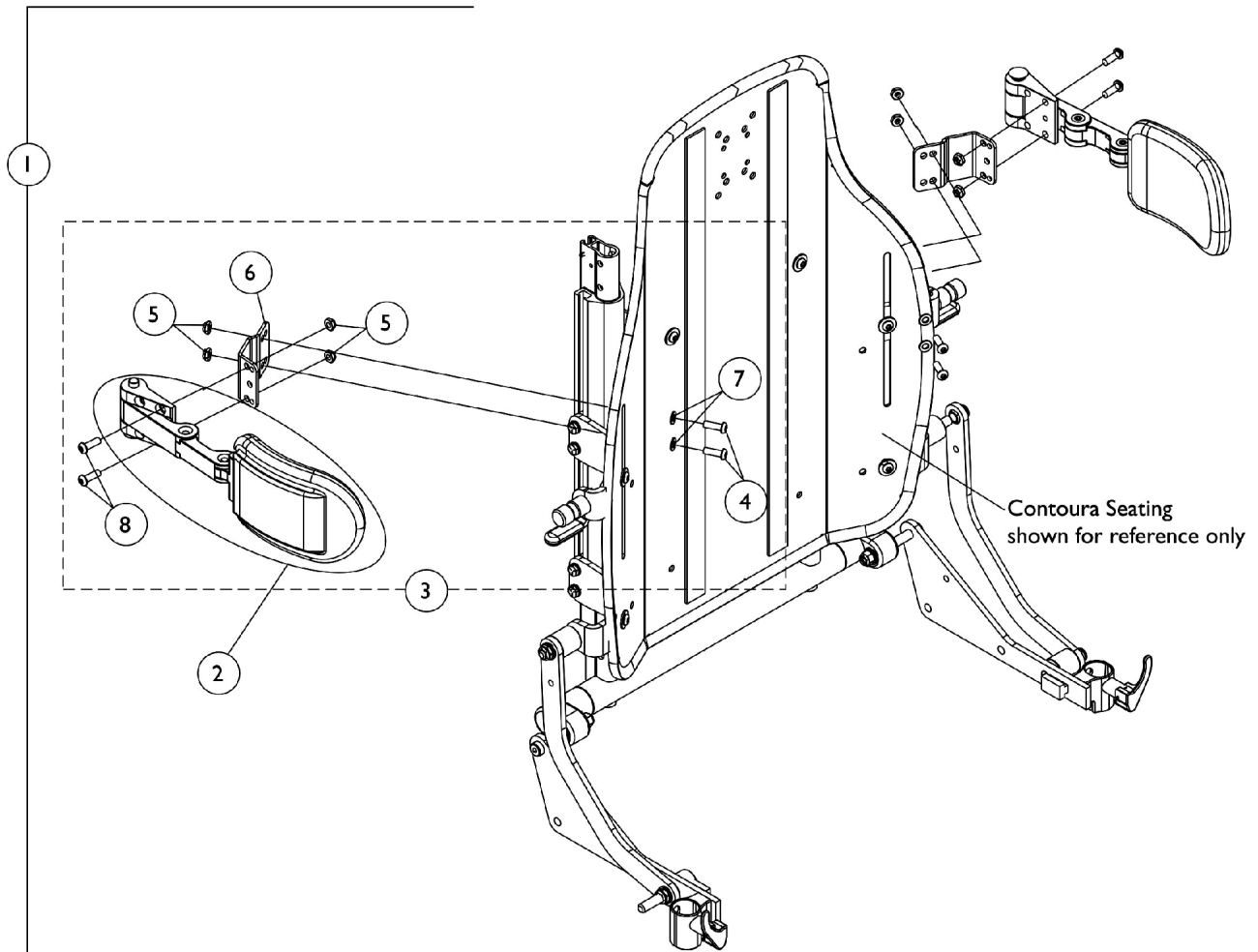
Lateral Support Assembly, Tarsys CSLM/CSLL Contoura Seating

Item Number	Note	Part Number	Description	Quantity Per	
				Package	Assembly
1	A	1128353	Kit, Lateral Support Assemblies w/ Medium Pads (Pair)	1	1
2			Pad, Lateral Support - Medium (6" W x 4" H)	1	2
4			Screw, Socket Button (1/4-20 x 3/4")	1	4
5			Washer (1/4 x 1/2 x 1/16")	1	4
6			Locknut (#10-32)	1	4
7			Bracket, Positioning Strap, Black	1	2
8			Locknut (1/4-20)	1	4
9			NLA - Screw, Socket Flat Head (#10-32 x 1/2")	1	4
10			NLA - Bracket, Mounting, Black	1	2
12			NLA - Screw, Socket Flat Head (#10-32 x 1/2")	1	4
13			Bracket, Swingaway - Right	1	1
13			NLA - Bracket, Swingaway - Left	1	1
14			Bracket, Flush Mount, Black	1	2
15			NLA - Bracket, Extension Offset, Black (1/2")	1	2
16			NLA - Bracket, Extension Offset, Black (1")	1	2
17			Bracket, Extension Offset, Black (2")	1	2
18			Screw, Socket Flat Head (1/4-20 x 1/2")	1	4
1	A	1128354	Kit, Lateral Support Assemblies w/ Large Pads (Pair)	1	1
2			Pad, Lateral Support - Large (6" W x 5" H)	1	2
4			Screw, Socket Button (1/4-20 x 3/4")	1	4
5			Washer (1/4 x 1/2 x 1/16")	1	4
6			Locknut (#10-32)	1	4
7			Bracket, Positioning Strap, Black	1	2
8			Locknut (1/4-20)	1	4
9			NLA - Screw, Socket Flat Head (#10-32 x 1/2")	1	4
10			NLA - Bracket, Mounting, Black	1	2
12			NLA - Screw, Socket Flat Head (#10-32 x 1/2")	1	4
13			Bracket, Swingaway - Right	1	1
13			NLA - Bracket, Swingaway - Left	1	1
14			Bracket, Flush Mount, Black	1	2
15			NLA - Bracket, Extension Offset, Black (1/2")	1	2
16			NLA - Bracket, Extension Offset, Black (1")	1	2
17			Bracket, Extension Offset, Black (2")	1	2
18			Screw, Socket Flat Head (1/4-20 x 1/2")	1	4
3	B	1125780	Kit, Lateral Support Mounting Hardware (Pair)	1	1
4			Screw, Socket Button (1/4-20 x 3/4")	1	4
5			Washer (1/4 x 1/2 x 1/16")	1	4
6			Locknut (#10-32)	1	4
7			Bracket, Positioning Strap, Black	1	2
8			Locknut (1/4-20)	1	4
9			NLA - Screw, Socket Flat Head (#10-32 x 1/2")	1	4

Lateral Support Assembly, Tarsys CSLM/CSLL Contoura Seating

Item Number	Note	Part Number	Description	Quantity Per	
				Package	Assembly
10			NLA - Bracket, Mounting, Black	1	2
12			NLA - Screw, Socket Flat Head (#10-32 x 1/2")	1	4
13			Bracket, Swingaway - Right	1	1
13			NLA - Bracket, Swingaway - Left	1	1
14			Bracket, Flush Mount, Black	1	2
15			NLA - Bracket, Extension Offset, Black (1/2")	1	2
16			NLA - Bracket, Extension Offset, Black (1")	1	2
17			Bracket, Extension Offset, Black (2")	1	2
18			Screw, Socket Flat Head (1/4-20 x 1/2")	1	4
11	C	1090198	Kit, Swingaway Bracket Assembly w/ Offset Brackets - Right	1	1
12			NLA - Screw, Socket Flat Head (#10-32 x 1/2")	1	4
13			Bracket, Swingaway - Right	1	1
14			Bracket, Flush Mount, Black	1	2
15			NLA - Bracket, Extension Offset, Black (1/2")	1	1
16			NLA - Bracket, Extension Offset, Black (1")	1	1
17			Bracket, Extension Offset, Black (2")	1	1
11	C	1090199	Kit, Swingaway Bracket Assembly w/ Offset Brackets - Left	1	1
12			NLA - Screw, Socket Flat Head (#10-32 x 1/2")	1	4
13			NLA - Bracket, Swingaway - Left	1	1
14			Bracket, Flush Mount, Black	1	2
15			NLA - Bracket, Extension Offset, Black (1/2")	1	1
16			NLA - Bracket, Extension Offset, Black (1")	1	1
17			Bracket, Extension Offset, Black (2")	1	1
NOTE: A - Includes items 2, 4-10 and 12-18 B - Includes items 4-10 and 12-18 C - Includes items 12-17					

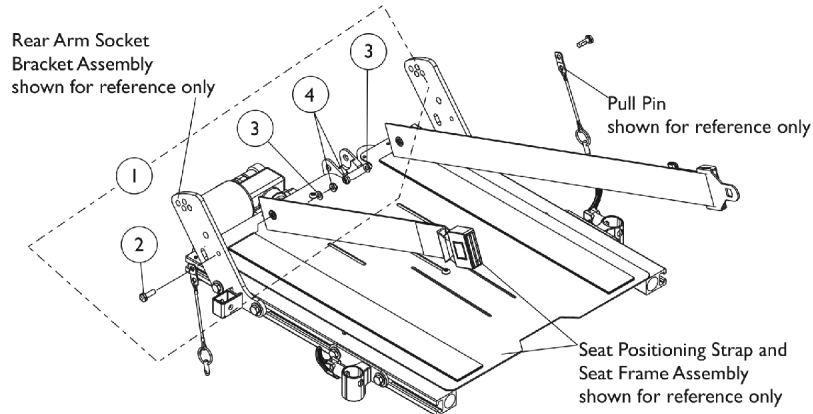
Lateral Support Assembly, Stealth TWB-CPR/TWB-CPRL Contoura Seating



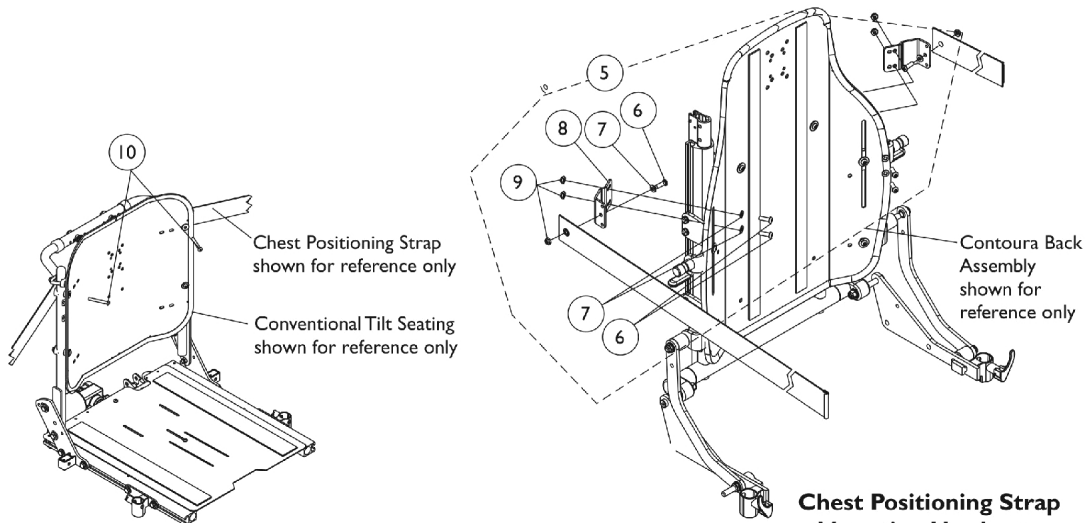
Lateral Support Assembly, Stealth TWB-CPR/TWB-CPRL Contoura Seating

Item Number	Note	Part Number	Description	Quantity Per	
				Package	Assembly
1	A	1128734	Kit, Swingaway Lateral Support Assemblies w/ Medium Pads (5" W x 3" H), Stealth (Pair)	1	1
2			Support, Swingaway Lateral w/ Medium Pads (5" W x 3" H), Stealth (TWB-CPR)	2	1
4			Screw, Socket Button (1/4-20 x 3/4")	1	4
5			Locknut (1/4-20)	1	8
6			Bracket, Positioning Strap, Black	1	2
7			Washer (1/4 x 1/2 x 1/16")	1	4
8			NLA - Screw, Socket Button Head (1/4-20 x 1/2")	1	4
1			A	1128735	Kit, Swingaway Lateral Support Assemblies w/ Large Pads (6" W x 4" H), Stealth (Pair)
2	Support, Swingaway Lateral w/ Large Pads (6" W x 4" H), Stealth (TWB-CPRL)	2			1
4	Screw, Socket Button (1/4-20 x 3/4")	1			4
5	Locknut (1/4-20)	1			8
6	Bracket, Positioning Strap, Black	1			2
7	Washer (1/4 x 1/2 x 1/16")	1			4
8	NLA - Screw, Socket Button Head (1/4-20 x 1/2")	1			4
3	B	1128733			Kit, Swingaway Lateral Support Mounting Hardware, Stealth (Pair)
4			Screw, Socket Button (1/4-20 x 3/4")	1	4
5			Locknut (1/4-20)	1	8
6			Bracket, Positioning Strap, Black	1	2
7			Washer (1/4 x 1/2 x 1/16")	1	4
8			NLA - Screw, Socket Button Head (1/4-20 x 1/2")	1	4
NOTE: A - Includes items 2 and 4-8 B - Includes items 4-8					

Seat and Chest Positioning Straps Mounting Hardware

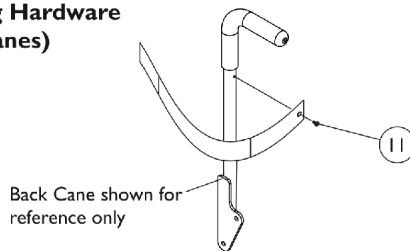


**Seat Positioning Strap Mounting Hardware
(All Systems)**



**Chest Positioning Strap Mounting Hardware
(For Solid Straight Back Canes)**

**Chest Positioning Strap
Mounting Hardware
(For Contoura Seating)**



**Chest Positioning Strap
Mounting Hardware
(For ABS & Metal Curved Back)
and
CGT w/ BPO Option**

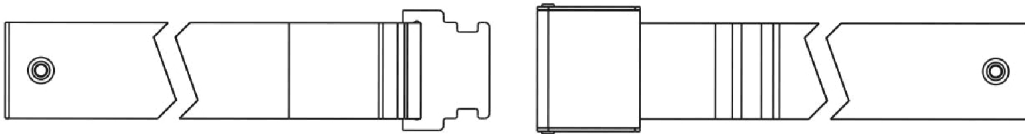
Seat and Chest Positioning Straps Mounting Hardware

Item Number	Note	Part Number	Description	Quantity Per	
				Package	Assembly
1	A	1124385	Kit, Seat Positioning Strap Mounting Hardware (both LT & RT sides)	1	1
2			Screw, Hex Head w/ Patch (1/4-20 x 3/4")	1	2
3			Washer (1/4 x 1/2 x 1/16")	1	2
4			Locknut (1/4-20)	1	2
5	B	1125798	Kit, Chest Positioning Strap's Mounting Hardware For Contoura Seating (both LT & RT sides)	1	1
6			Screw, Socket Button (1/4-20 x 3/4")	1	6
7			Washer (1/4 x 1/2 x 1/16")	1	6
8			Bracket, Positioning Strap, Black	1	2
9			Locknut (1/4-20)	1	6
10	C	1128732-NLA	NLA - Package, Screw, Socket Button Head (1/4-20 x 2") (Pair)	2	1
11	D	1026298	Package, Screw with Washer (#10 x 7/8") (Pair)	2	1
NOTE: A - Includes items 2-4 B - Includes items 6-9 C - Used for mounting chest positioning straps to solid straight back canes D - Used for mounting chest positioning straps to (ABS & Metal Curved Backs) and CGT with BPO Option					

Seat and Chest Positioning Straps without Mounting Hardware



Auto Style Push Button Buckle



Airline Style Buckle Positioning Strap



Hook and Loop Style Buckle Positioning Strap

Seat and Chest Positioning Straps without Mounting Hardware

Positioning Straps

Description	12"-15" Wide	16"-19" Wide	20" Wide
Auto Style Push Button See Note(s) B	1036527 Strap, Positioning, Seat/Chest w/ Auto Style Buckle (Eyelet to Eyelet Length 33")	1004310 Strap, Positioning, Seat/Chest w/ Auto Style Push Button Buckle (Eyelet to Eyelet Length 48")	1034625 Strap, Positioning, Seat/Chest w/ Auto Style Push Button Buckle (Eyelet to Eyelet Length 61")
Airline Style	N/A	TAGTS1034751-NLA NLA - Strap, Positioning, Seat/Chest w/ Airline Style Buckle (Eyelet to Eyelet Length 46")	1034752-NLA NLA - Strap, Positioning, Seat/Chest w/ Airline Style Buckle (Eyelet to Eyelet Length 61") See Note(s) C
Hook and Loop	N/A	1034745 Strap, Positioning, Seat/Chest w/ Hook and Loop Style Buckle (Eyelet to Eyelet Length 61") See Note(s) A	1034745 Strap, Positioning, Seat/Chest w/ Hook and Loop Style Buckle (Eyelet to Eyelet Length 61") See Note(s) A
NOTE: A - Hook and Loop style positioning strap for power chairs is used for chest positioning only B - 12"-15" wide positioning straps come in rainbow color C - 1034752 Airline Buckle Style is No Longer Available. Use Auto Style part number 1034625 as a replacement.			

Back Pack with Mounting Straps

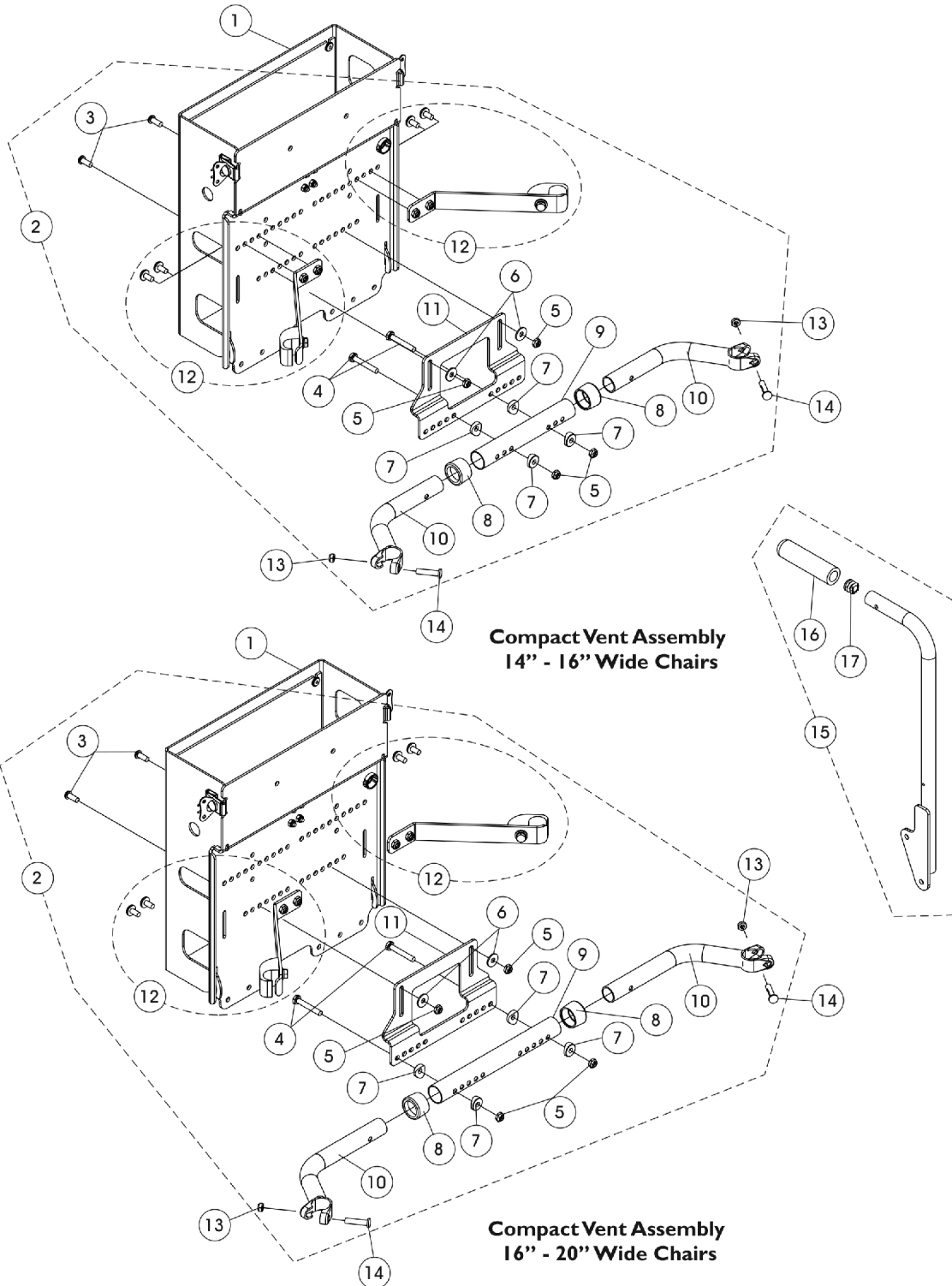
TDX SPREE



Item Number	Note	Part Number	Description	Quantity Per	
				Package	Assembly
1	A	1159518	Backpack w/ Mounting Straps	1	1
NOTE: A - Back Pack with Mounting Straps is sold complete. Mounting Straps are non-serviceable					

Compact Vent Assembly

NOTE: When ordering a Compact Vent Assembly for first time installation in the field, call Invacare Corporation at 1-800-333-6900. Request Customer Service to review and reference "SPECIAL QUOTE #SM-091118102342" to ensure that all additional parts (not shown) and installation instruction sheet are shipped. Wheelchair serial number is required. Components shown are for wheelchairs originally ordered with a compact vent and solid back.



Compact Vent Assembly

NOTE: When ordering a Compact Vent Assembly for first time installation in the field, call Invacare Corporation at 1-800-333-6900. Request Customer Service to review and reference "SPECIAL QUOTE #SM-091118102342" to ensure that all additional parts (not shown) and installation instruction sheet are shipped. Wheelchair serial number is required. Components shown are for wheelchairs originally ordered with a compact vent and solid back.

Item Number	Note	Part Number	Description	Quantity Per	
				Package	Assembly
1	A	1162939	Compact Vent Assembly	1	1
2	B	1154127	NLA - Kit, Compact Vent Mounting Hardware (14 - 16" Wide)	1	1
3			Screw, Socket Button Head (1/4-20 x 5/8")	1	2
4			Screw, Hex Head (1/4-20 x 1-5/8")	1	2
5			Locknut (1/4-20)	1	4
6			Washer (1/4 x 23/32 x 1/16")	1	2
7			Spacer, Coved (1/4 x 11/16 x 1/2")	1	4
8			Anti-Rattle (1")	1	2
9			Tube, Spreader Bar, Adjustable (14 - 16" W)	1	1
10			Handle, Spreader Bar (14 - 16" W)	1	2
11			Bracket, Compact Vent Mounting, Black	1	1
12			Compact Vent Mounting Strap Assembly and Hardware (Pair)	2	1
2	C	1154128	NLA - Kit, Compact Vent Mounting Hardware (16 - 20" Wide)	1	1
3			Screw, Socket Button Head (1/4-20 x 5/8")	1	2
4			Screw, Hex Head (1/4-20 x 1-5/8")	1	2
5			Locknut (1/4-20)	1	2
6			Washer (1/4 x 23/32 x 1/16")	1	2
7			Spacer, Coved (1/4 x 11/16 x 1/2")	1	4
8			Anti-Rattle (1")	1	2
9			Tube, Spreader Bar, Adjustable, Black (16 - 20" W)	1	1
10			Handle, Spreader Bar (16 - 20" W)	1	2
11			Bracket, Compact Vent Mounting, Black	1	1
12			Compact Vent Mounting Strap Assembly and Hardware (Pair)	2	1
13		1025730	Locknut (5/16-24)	1	2
14		1031026	Screw w/ Lug (5/16-24 x 1-3/8")	1	2
15	D	1160743-NLA	NLA - Back Cane Assembly, w/ Short Grip, w/o 10 Degree Bend, Black - Right (18" H)	1	1
15	D	1160744-NLA	NLA - Back Cane Assembly, w/ Short Grip, w/o 10 Degree Bend, Black - Left (18" H)	1	1
16		1086460	Grip, Foam, Hand (4-1/2" L)	1	1
17		1134426	Package, Plug Button, Black (3/4")	10	1
	E	1154288-NLA	NLA - Instruction Sheet, Compact Vent Assembly Installation	1	1

Compact Vent Assembly

NOTE: When ordering a Compact Vent Assembly for first time installation in the field, call Invacare Corporation at 1-800-333-6900. Request Customer Service to review and reference "SPECIAL QUOTE #SM-091118102342" to ensure that all additional parts (not shown) and installation instruction sheet are shipped. Wheelchair serial number is required. Components shown are for wheelchairs originally ordered with a compact vent and solid back.

NOTE:	A - The Compact Vent Assembly is sold complete. individual components are non-serviceable
	B - Includes items 3-12 and used for 14" - 16" wide chairs
	C - Includes items 3-12 and used for 16" - 20" wide chairs
	D - Includes the Back Cane and items 16 and 17. The 18" High Back Cane Assembly with short grip is used when a Compact Vent Assembly is ordered
	E - Not Shown

Warranty Replacement Parts

Part Number	Description	Quantity Per Assembly
1169660E-NLA See Note(s) A	WARR RPLMT - Kit, Tilt Actuator Conventional Motor	1
NOTE: A - See Category "Actuator Motor, Tilt and Mounting Hardware" for additional information.		

Invacare Corporation

www.invacare.com



Yes, you can.

One Invacare Way
Elyria, Oh USA
44036-2125
800-333-6900

Technical Support
800-832-4707
Customer Service
800-333-6900

Literature Orders
800-333-6900

© 2022 Invacare Corporation. All rights reserved. Republication, duplication or modification in whole or in part is prohibited without prior written permission from Invacare. Trademarks are identified by ™ and ®. All trademarks are owned by or licensed to Invacare Corporation or its subsidiaries unless otherwise noted.
(Revised 11/01/22)

Form No. 08-077