

Formula™CG Tilt Only (CGT) Powered Seating

**For
Pronto® M51™**



Yes, you can.

Parts Catalog Usage Guide

The information contained in this document is subject to change without notice. This catalog contains service parts for Form No. 07-079. If you have any questions regarding this catalog, please contact one of our Customer Service Representatives.

For Customer Service Support Call:

1-800-333-6900

For Faxed In Orders Call:

1-800-678-4682 or

1-440-366-0709

For Technical Service Call:

1-800-832-4707

Literature Can Be Found at:

www.invacare.com or

1-800-828-6272

SYMBOL DEFINITION

Throughout this catalog you will notice letters to draw your attention to specific footnotes which are located at the bottom of the page or below specified charts.

Examples:

A,B,C etc. = Special Comments

NOTE: = General information pertaining to that specific page

NLA = No Longer Available

HARDWARE MEASUREMENTS

The measurements for the hardware will be listed as follows:

Screws, Bolts Diameter X Thread Count/Pitch X Length

Washers Inside Diameter X Outside Diameter X Thickness

Spacers Inside Diameter X Outside Diameter X Length

For your convenience, we have supplied an area for you to list your Invacare Representatives.

Name	Phone Numbers

© 2022 Invacare Corporation. Elyria, Ohio. Invacare, Yes, you can., the Blue Medallion Design, Pronto, SureStep, are registered trademarks and Formula, Contoura, Personal Back 10, DualFlex, MKIV, MK6i, M51 are trademarks of Invacare Corporation.

Otto Bock is a registered trademark owned by Otto Bock Orthopaedische Industrie GMBH & Co.. JAY Back is a registered trademark of Sunrise Medical HHG, Inc. Corporation

TABLE of CONTENTS

Description	Page Number
A: READ THIS FIRST (THIS CATALOG IS DIFFERENT!)	6
Accessories - Adductors & Mounting Hardware	141
Accessories - Back Cane Push Handle Attachments - Conventional Tilt	143
Accessories - Headrest Support Assembly - Matrx Elan MEHSP-10,14	149
Accessories - Headrest Support Assembly - Stealth CP175/CP275/CP180/CP280	147
Accessories - Headrest Supports - Tarsys	145
Accessories - Lateral Supports - Stealth - Contoura Seating TWB-CPR/TWB-CPRL	157
Accessories - Lateral Supports - Stealth - Tilt & Tilt w/ BPO Option TWB-RPR/TWB-RPRL ..	153
Accessories - Lateral Supports - Tarsys - Contoura Seating CSLM/CSLL	154
Accessories - Lateral Supports - Tarsys - Tilt & Tilt w/ BPO Option TMSLM/TMSLL	150
Accessories - Miscellaneous	163
Accessories - Seat & Chest Positioning Strap Mounting Hardware	161
Accessories - Seat & Chest Positioning Straps without Mounting Hardware	159
Actuator Motor - Tilt & Mounting Hardware (12/10/07-4/1/13)	28
Actuator Motor - Tilt & Mounting Hardware (After 4/1/13)	30
Actuator Motor - Tilt & Mounting Hardware (Before 12/10/07)	26
Arms - Cantilever	78
Arms - Mounting Hardware	81
Arms - w/o Mounting Hardware - Adjustable Height	83
Backs - ABS Curved Assembly	46
Backs - ABS Curved Mounting Hardware	65

TABLE of CONTENTS

Description	Page Number
Backs - Contoura without Mounting Hardware (Before 5/15/09)	39
Backs - Conventional without Mounting Hardware	36
Backs - Curve Contoura without Mounting Hardware - After 5/14/09	42
Backs - Metal Curved Assembly	52
Backs - Metal Curved Mounting Hardware	67
Backs - Mounting Hardware - Contoura Tilt (Before 5/15/09)	59
Backs - Mounting Hardware - Conventional Tilt	63
Backs - Mounting Hardware - Curve Contoura (After 5/14/09)	61
Canes - Back - For (Contoura Back, ABS & Metal Curved Back and Tilt w/ BPO Option)	72
Canes - Back - Mounting Hardware For Round Canes	68
Canes - Back - Solid Straight w/o Push Handle & Mtg. Hdwr., Conventional Tilt	70
Cushions - Seat - Contoura Seating	33
Electronics - MK6i PLEASE READ FIRST	85
Frame - Base - Bearings & Hardware	14
Frame - Seat & Seat Pan w/ Hdwr.	16
Frame - Seat Mounting Hardware	18
Frame Finish - Touch Up Paint & Shroud Colors	7
Front Riggings - Adjustable Angle Footplate Assemblies - AT5543	97
Front Riggings - Adjustable Heel Loops	104
Front Riggings - Center Mount Rigging (CTMT-F with CTMTFB One PC Flip-Up Footboard) After 12/30/09	128
Front Riggings - Center Mount Rigging (CTMT-F with CTMTFB One PC Flip-Up Footboard) Before 12/31/09	126

TABLE of CONTENTS

Description	Page Number
Front Riggings - Center Mount Rigging (CTMT-F) - (Before 12/10/08)	110
Front Riggings - Center Mount Rigging (CTMT-FJ with CTMTFB One PC Flip-Up Footboard) After 12/30/09	123
Front Riggings - Center Mount Rigging (CTMT-FJ with CTMTFB One PC Flip-Up Footboard) Before 12/31/09	121
Front Riggings - Center Mount Rigging (CTMT-FJ) - (Before 12/10/08)	108
Front Riggings - Center Mount Rigging (CTMT-J/CTMT-FJ/CTMT/CTMT-F/CTMT-L/CTMT-FL) (After 12/09/08)	113
Front Riggings - Center Mount Rigging Mtg Hdwr.	132
Front Riggings - Footrest & Legrest Accessories	101
Front Riggings - Footrest Supports - (Hemi) - PHW93	88
Front Riggings - Front Rigging Hanger Hdwr. - Hemi Style	106
Front Riggings - Legrest Supports - Articulating (Hemi) - PHAL4A	90
Front Riggings - Mounting Hardware - Adductor - CTMT-F/CTMT-FJ	137
Front Riggings - Mounting Hardware - Adductor - CTMT-F/CTMT-FJ - Long	139
Front Riggings - Mounting Hardware - Adductor - PHW93 & PHAL4A	135
Front Riggings - Pivot/Slide Tube & 1651 Composite Footplate - PHW93	99
Front Riggings - Pivot/Slide Tube & Alum. Footplates - PHAL4A	95
Front Riggings - Pivot/Slide Tube & Alum. Footplates - PHW93	93
Front Riggings - Reference Chart	86
Mercury Free Switches & Hardware	32
Packaging & Literature	8
Prop Rod Assembly	12
Shrouds - Top	10

TABLE of CONTENTS

Description	Page Number
Spreader Bar Assembly - Conventional Tilt	74
Spreader Bar Assembly - Double For Tilt w/ BPO Option	76
Tilt Interface - Seat Height Adjustment Slide Tubes & Hdwr.	20
Tilt Links & Mounting Hardware (After 4/1/13)	24
Tilt Links & Mounting Hardware (Before 4/2/13)	22
Warranty Replacement Parts	164

A: READ THIS FIRST (THIS CATALOG IS DIFFERENT!)

Formula CG Tilt Only (CGT) Powered Seating For Pronto M5I parts catalog information is divided into two separate catalogs.

The Form Numbers and Cover Titles are listed below.

Form # 07-079

Formula CG Tilt Only (CGT) Powered Seating
For Pronto M5I

Form # 06-110

MK6i Electronics

Use both form numbers to order a “complete” Parts Catalog

Frame Finish, Touch Up Paint and Shroud Colors

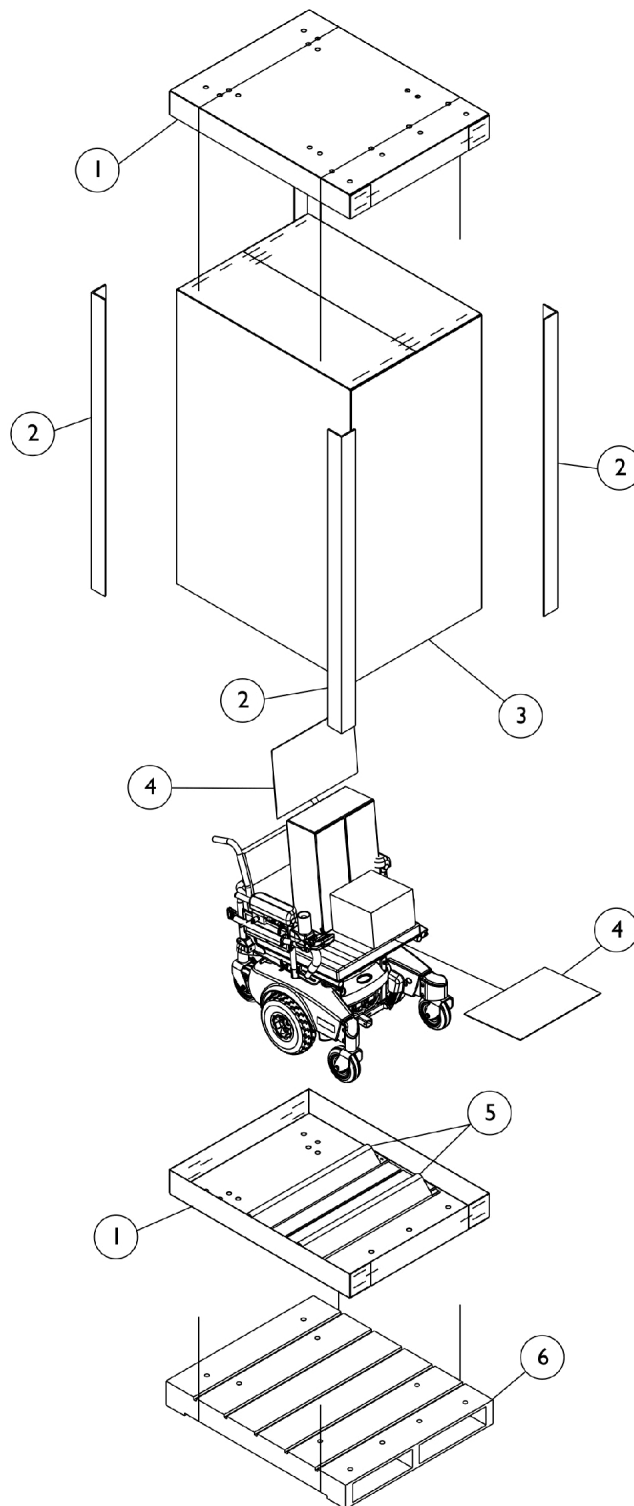
Frame Finish and Touch Up Paint

Color Number	Part Number	Bottle Size	Color
34P	1046327-NLA	.6 oz	Flat Black

Shroud Colors

Color Number	Color
BL	Deep Blue Pearl
RD	Candy Apple Pearl
Top Shrouds come in Black only	

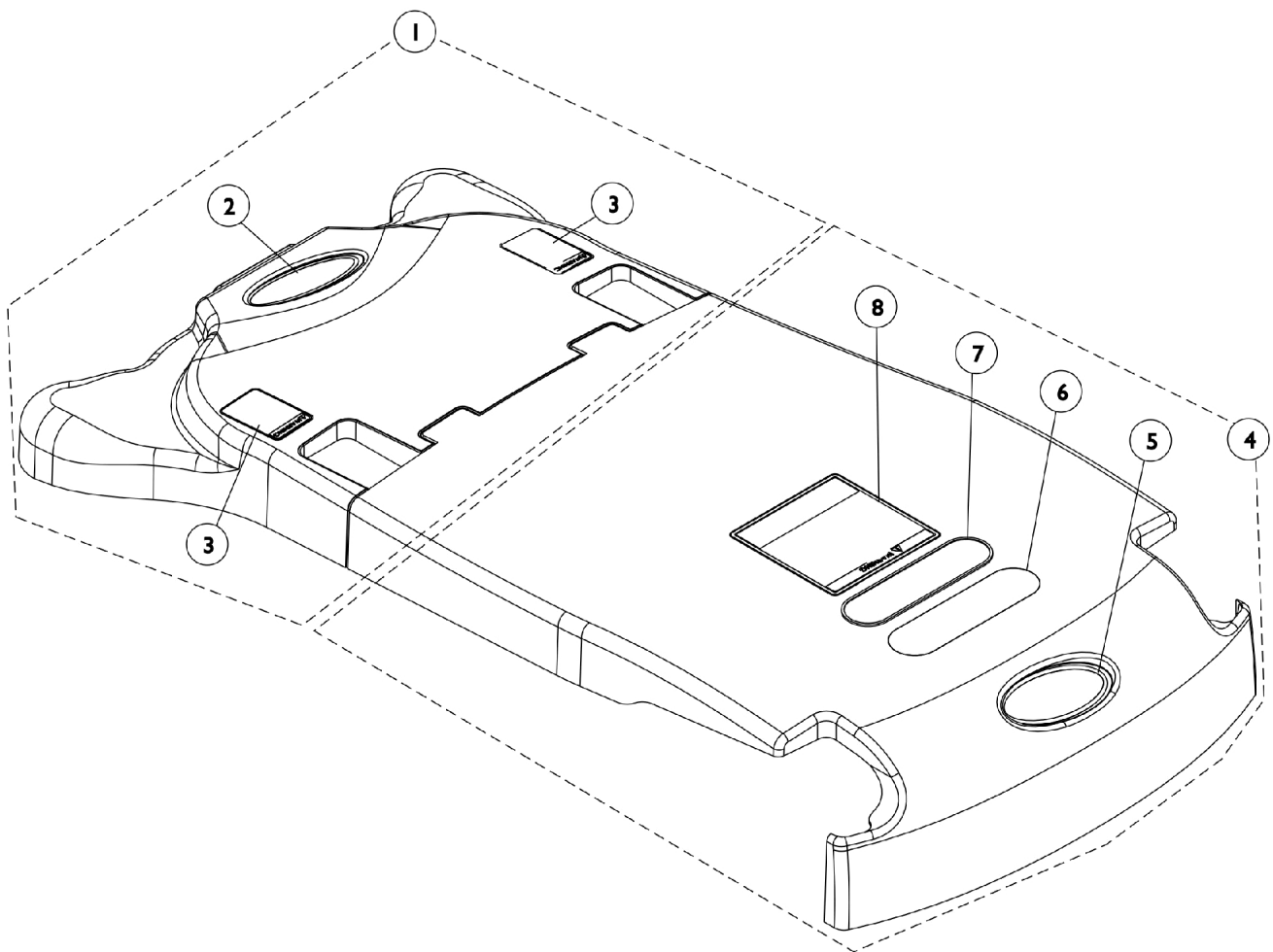
Packaging and Literature



Packaging and Literature

Item Number	Note	Part Number	Description	Quantity Per	
				Package	Assembly
1		1030362	Carton, Tray	1	2
2		1129589-NLA	Carton, Corner Reinforcement	1	4
3		1031682	Carton, Cover	1	1
4		40131X161	Insert, Plain Pad	1	2
5		1116612-NLA	NLA - Chock, Wheel	1	2
6	B	See Note	See Footnote	1	1
	A	00077X031-NLA	NLA - Warranty Card	1	1
	A	1148076-NLA	NLA - Owner's Manual, Pronto M51 Formula CG Tilt (CGT) Base	1	1
	A	1143155-NLA	NLA - Owner's Manual, Formula CG Seating	1	1
	A	1141471-NLA	NLA - Programming Guide, MK6i	1	1
	A,C	1164348	Mailer, Return, Mercury Free	1	1
NOTE: A - Not Shown B - Skid not supplied C - For Massachusetts providers only.					
When adjusting or replacing parts, please refer to your Owner's Manual for assistance.					

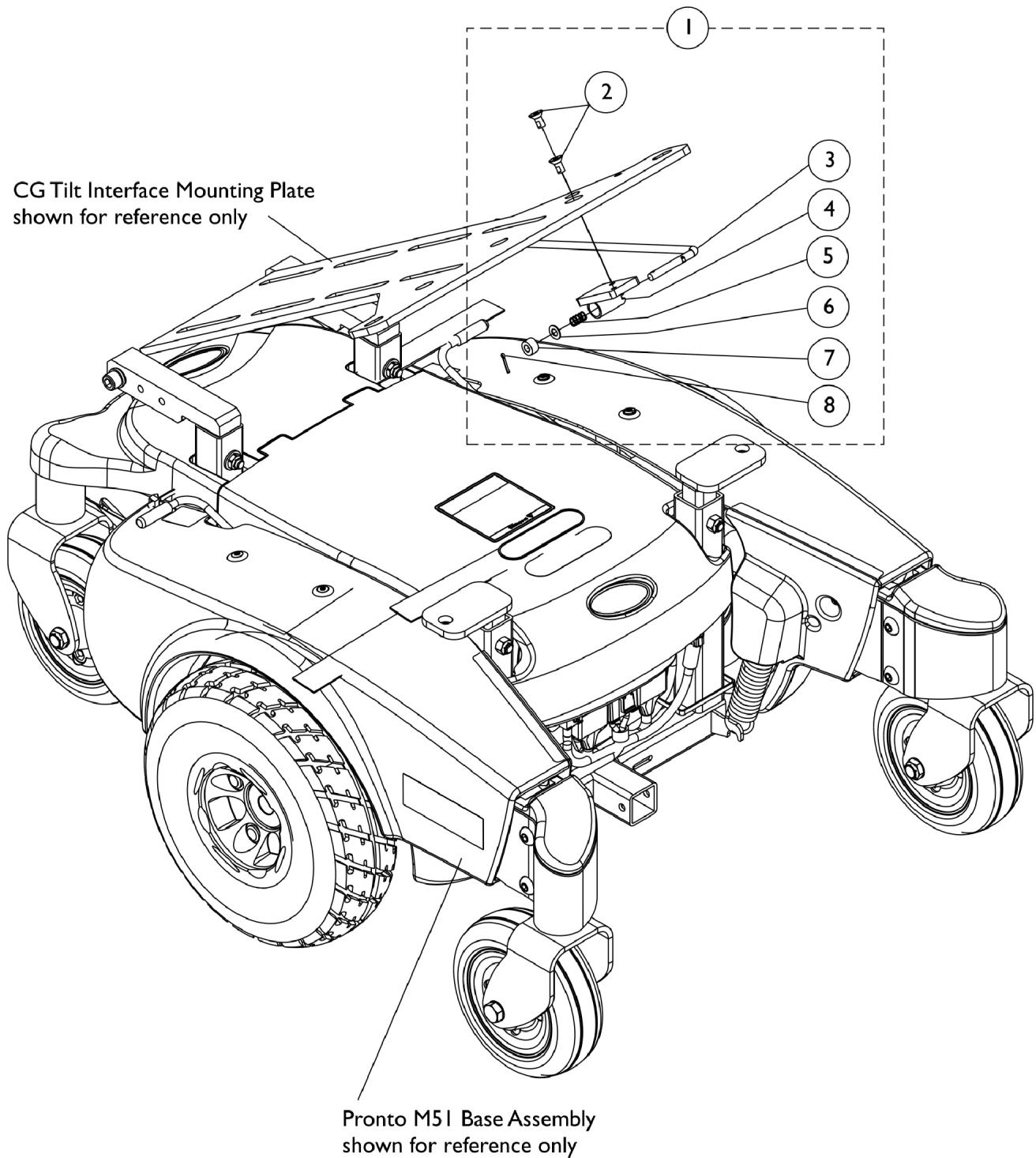
Top Shrouds



Top Shrouds

Item Number	Note	Part Number	Description	Quantity Per	
				Package	Assembly
1	A	1152539	Shroud, Top Rear w/ Decals, Black	1	1
2		1095489	Decal, Invacare 3-D Logo (2-1/2" L)	1	1
3		1079203	Decal, Warning Pinch Point	1	2
4	B	1152540-NLA	NLA - Shroud, Top Front w/ Decals, Black	1	1
5		1095489	Decal, Invacare 3-D Logo (2-1/2" L)	1	1
6		1035900	Decal, Transportation	1	1
7		1119281-NLA	NLA - Plate, Name, Patent Numbers	1	1
8		1122126-NLA	NLA - Label, Battery Warning	1	1
NOTE: A - Includes items 2 and 3 also B - Includes items 5-8 also					

Prop Rod Assembly

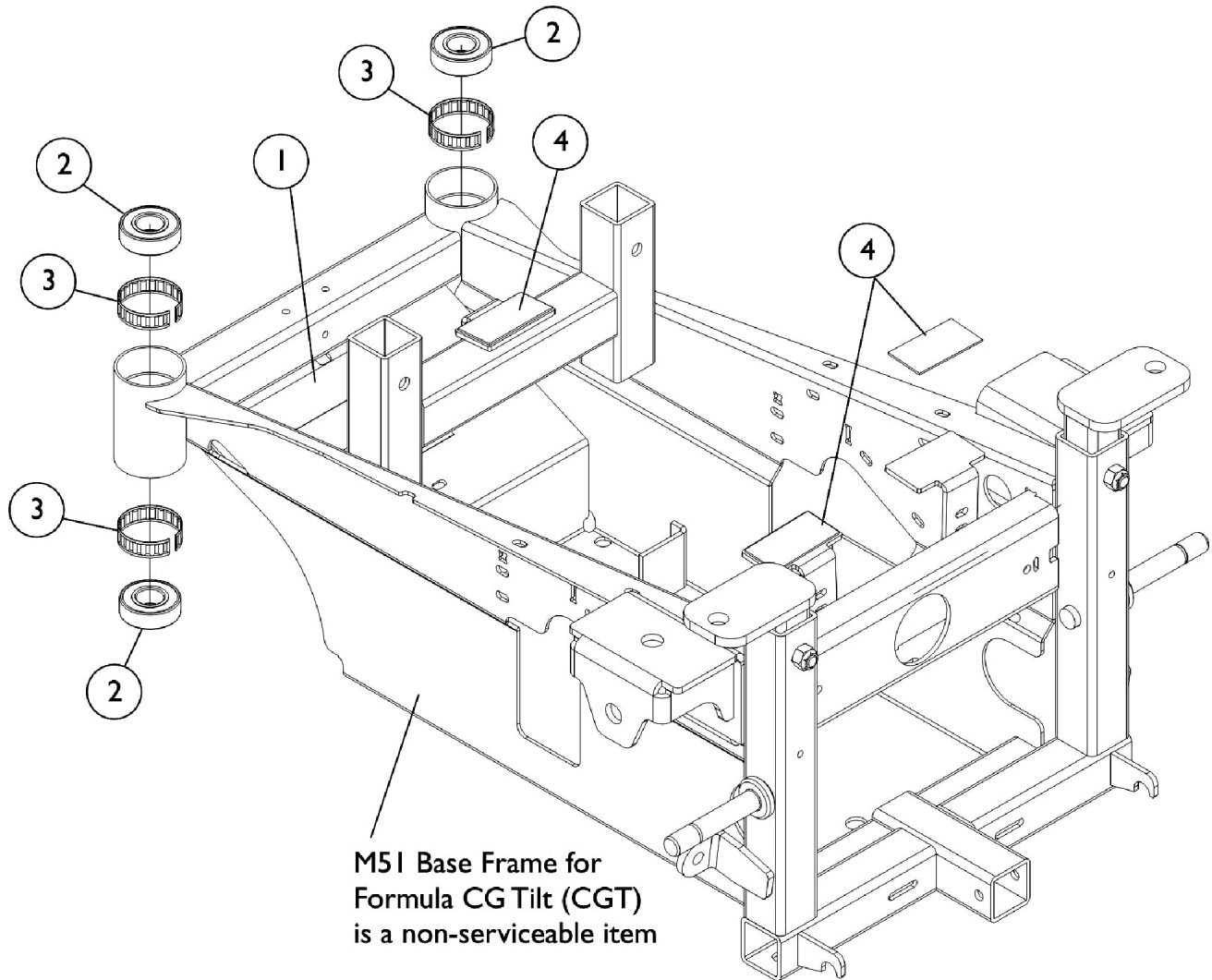


Prop Rod Assembly

Item Number	Note	Part Number	Description	Quantity Per	
				Package	Assembly
1	A	1150898-NLA	NLA - Kit, Prop Rod Assembly	1	1
2			NLA - Screw, Socket Flat Head w/ Patch (1/4-20X1/2")	1	2
3			Rod, Prop	1	1
4			Bracket, Prop Rod	1	1
5			Spring, Arm Lock	1	1
6			Washer, Nylon (1/4 x 1/2 x 1/32")	1	1
7			Washer, Nylon (1/4 x 1/2 x 9/32")	1	1
8			NLA - Pin, Cotter (5/64 x 1/2")	1	1
NOTE: A - Includes items 2-8					

Base Frame, Bearings, & Hardware

Refer to parts catalog "Pronto M50/M51 with SureStep After 1/19/05 and Pronto M61 with SureStep" Form # 04-050 for the M51 Base Frame mounted components such as casters, forks, drive wheels and motor/gearboxes



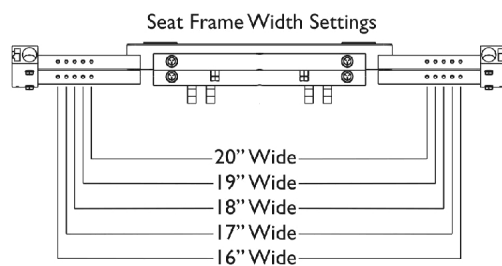
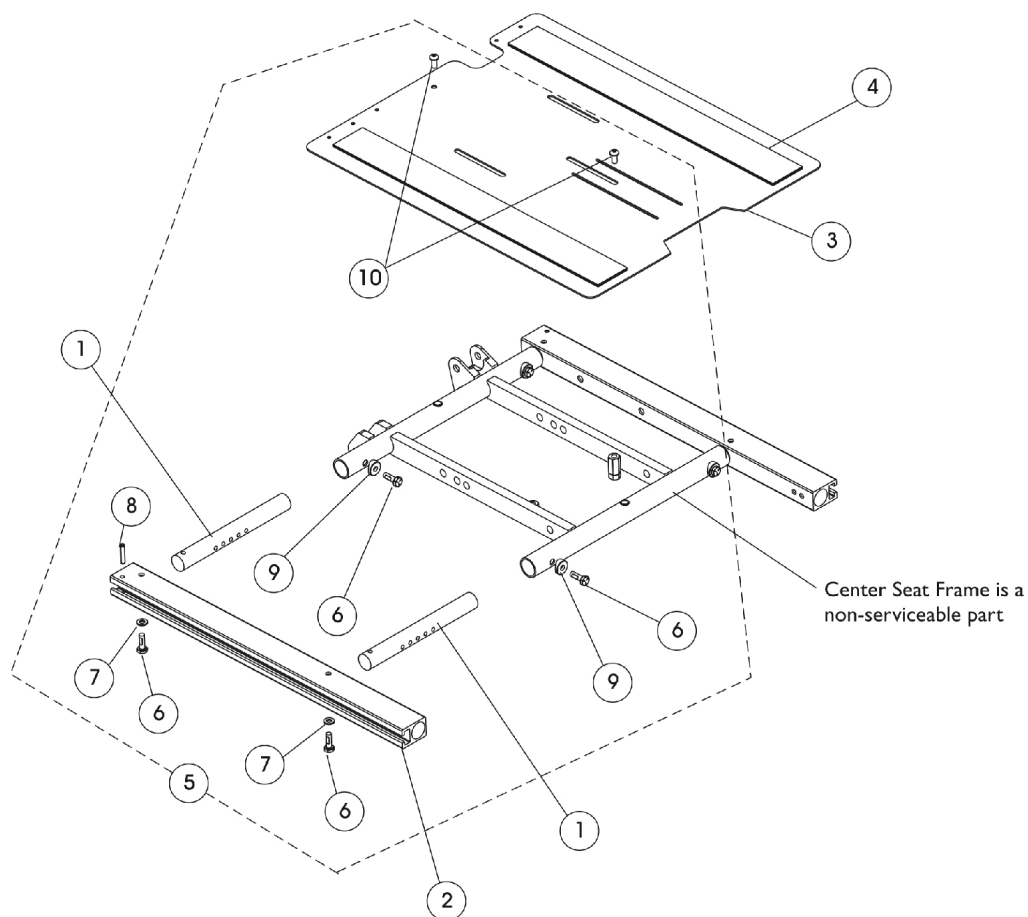
Base Frame, Bearings, & Hardware

Refer to parts catalog "Pronto M50/M51 with SureStep After 1/19/05 and Pronto M61 with SureStep" Form # 04-050 for the M51 Base Frame mounted components such as casters, forks, drive wheels and motor/gearboxes

Item Number	Note	Part Number	Description	Quantity Per	
				Package	Assembly
1		1062095-NLA	NLA - Fastener, Loop with Adhesive Back (1" W x 4" L)	1	2
2		40117X006	Bearing (5/8")	1	4
3		1110717	Ring, Tolerance	1	4
4		1142189-NLA	NLA - Fastener, Hook with Adhesive Back (1" W x 2" L)	1	3

NOTE: Base Frame is a non-serviceable part.

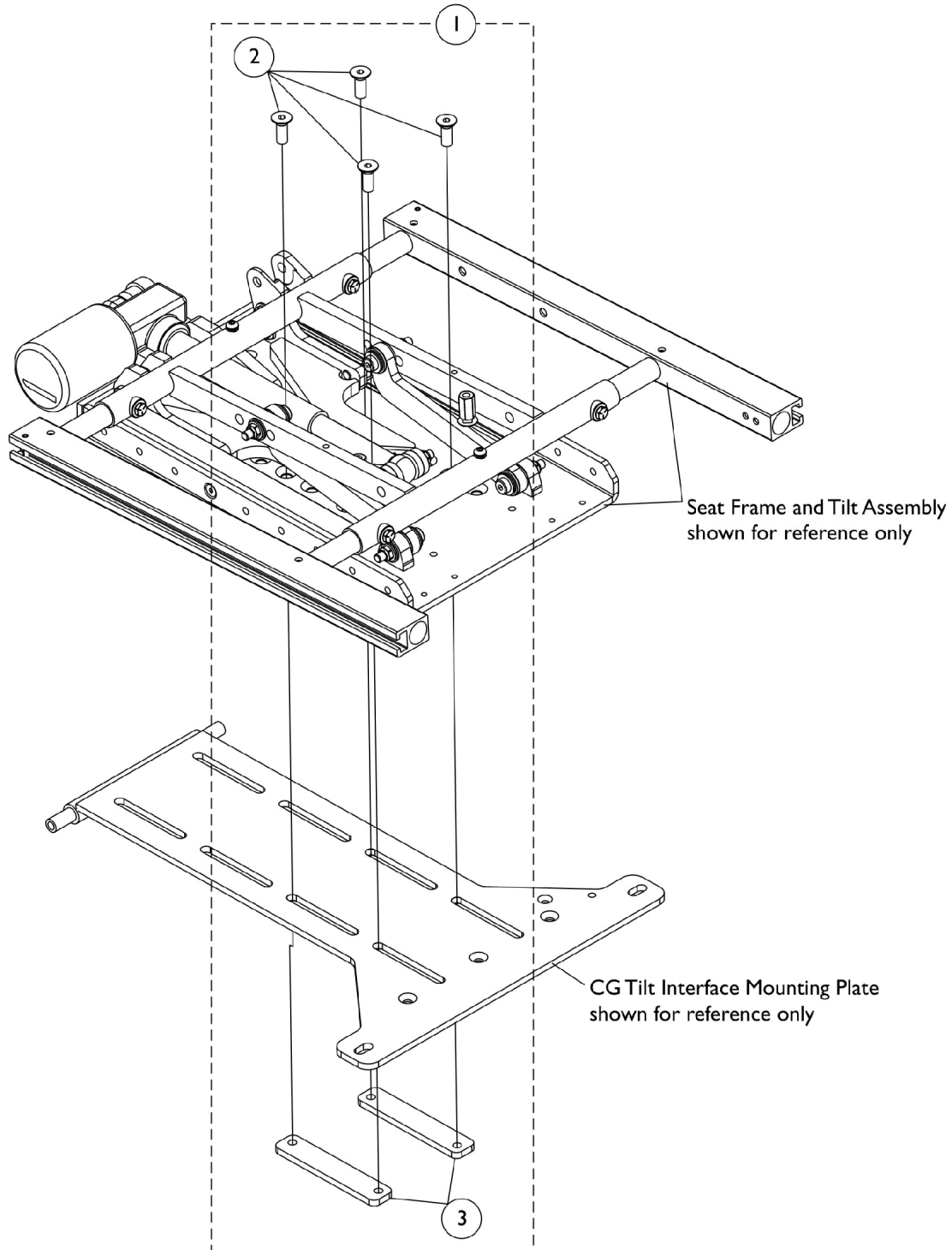
Seat Frame, Seat Pan and Hardware



Seat Frame, Seat Pan and Hardware

Item Number	Note	Part Number	Description	Quantity Per	
				Package	Assembly
1		1122475	Crossbar, Seat Frame (16" - 20" W)	1	4
2		1142951	Rail, Seat Frame (For 12 - 19" D Conventional)	1	2
2		1142952	Rail, Seat Frame (For 19 - 22" D Conventional)	1	2
2		1142953	Rail, Seat Frame (For 16 - 19" D Contoura)	1	2
2		1142954	Rail, Seat Frame (For 19 - 22" D Contoura)	1	2
3		1143748	Pan, Seat, with Hook and Loop Fasteners (16 - 20" W x 16 - 19" D)	1	1
3	C	1143789	Pan, Seat, with Hook and Loop Fasteners (16 - 20" W x 19 - 22" D)	1	1
4	A	1043082	Hook Fastener with Adhesive Back (2" W x 18" L)	1	2
4	A	1044580	Loop Fastener with Adhesive Back (2" W x 18" L)	1	2
4	B	1043084	Hook Fastener with Adhesive back (2" W x 22" L)	1	2
4	B	1044584	Loop Fastener with Adhesive back (2" W x 22" L)	1	2
5	C	1144581	Kit, Seat Frame Assembly Hardware (12"-24" Wide)	1	1
6			Screw, Hex Head w/ Patch (1/4-20 x 3/4")	1	8
7			Washer (1/4 x 1/2 x 1/16")	1	4
8			NLA - Pin, Roll (3/16 x 1")	1	2
9			Spacer, Coved (1/4 x 11/16 x 1/2")	1	4
10			Screw, Socket Button (1/4-20 x 3/4")	1	2
NOTE: A - For 16-19" deep seat pans B - For 19-22" deep seat pans C - Includes items 6-10. Seat width range for Formula CGT on M51 ranges from 16"-20" wide x 16"-20" deep only					

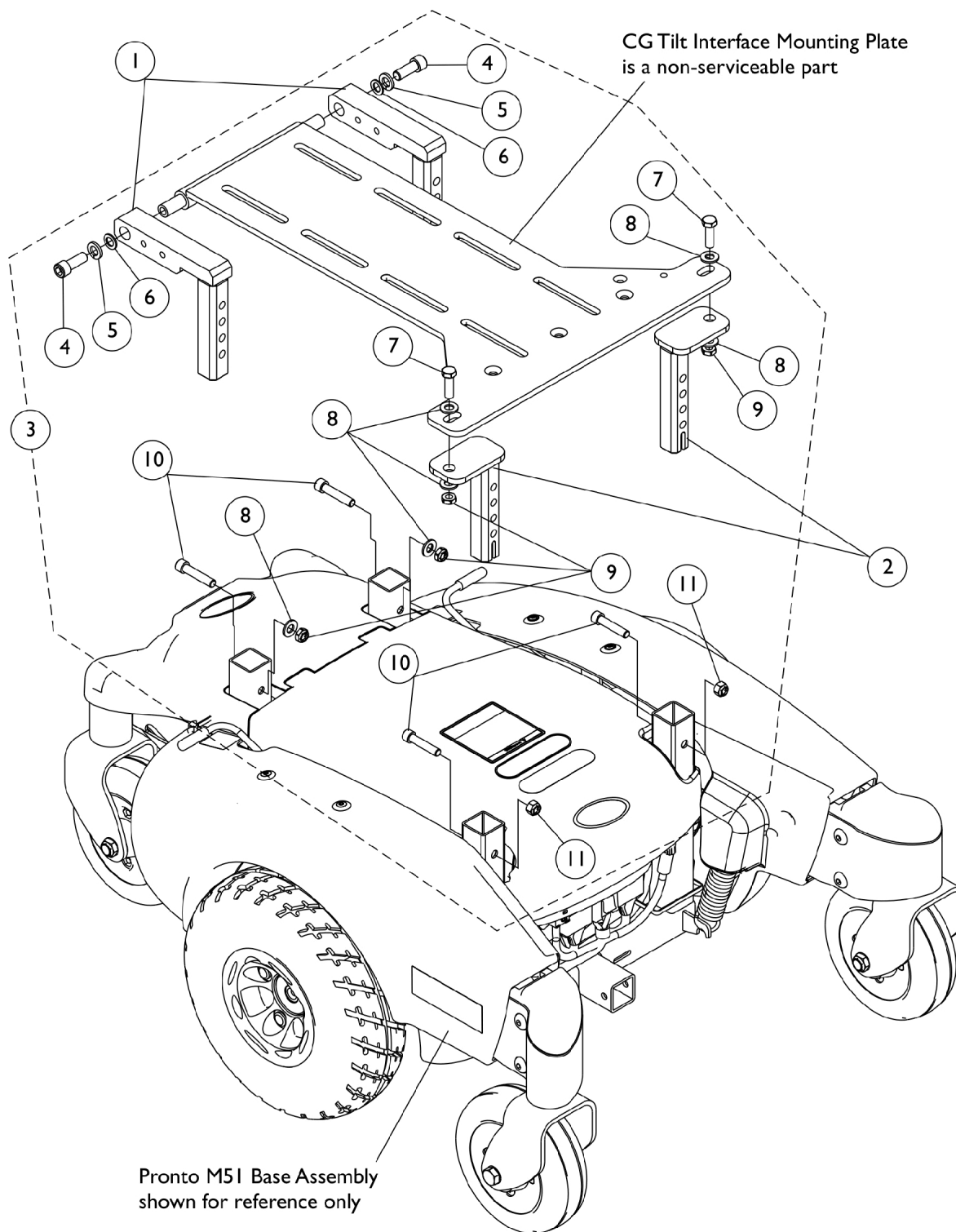
Seat Frame Mounting Hardware



Seat Frame Mounting Hardware

Item Number	Note	Part Number	Description	Quantity Per	
				Package	Assembly
1	A	1150901-NLA	NLA - Kit, Seat Frame Mounting Hardware	1	1
2			Screw, Socket Flat Head (3/8-16 x 1")	1	4
3			Bracket, Clamping	1	2
NOTE: A - Includes items 2 and 3					

Tilt Interface, Seat Height Adjustment Slide Tubes & Mounting Hardware



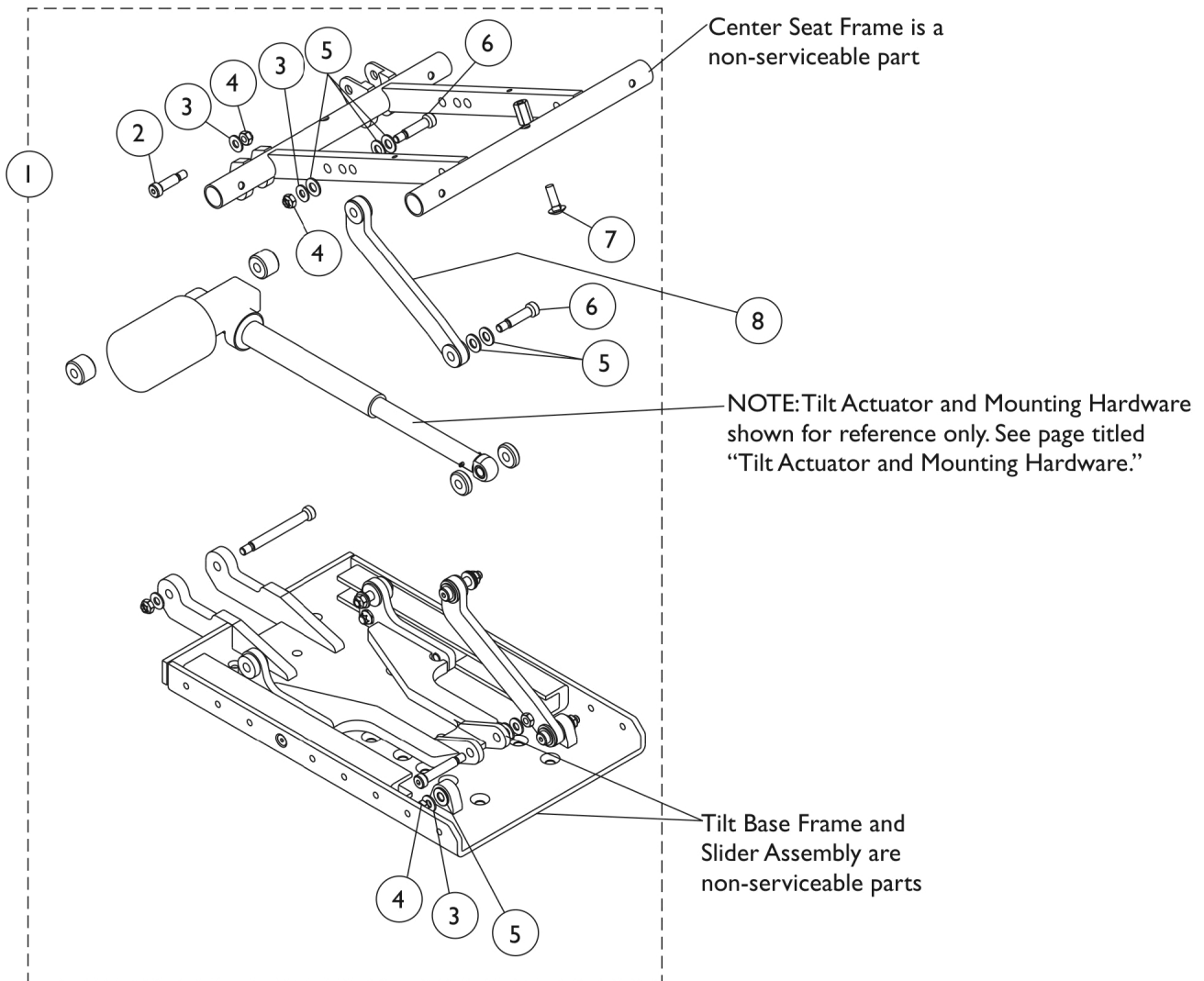
Tilt Interface, Seat Height Adjustment Slide Tubes & Mounting Hardware

Item Number	Note	Part Number	Description	Quantity Per	
				Package	Assembly
1	A	1150900-NLA	NLA - Tube, Slide, Seat Height Adjustment, Rear - CGT	1	2
2		1146195-NLA	NLA - Tube, Slide, Seat Height Adjustment, Front - CGT	1	2
3		1150902-NLA	NLA - Kit, CG Tilt Interface Mounting Hardware	1	1
4			Screw, Socket Head (3/8-16 x 1")	1	2
5			Washer, Lock (3/8")	1	2
6			Washer, Plain (1/4 x 9/16 x 1/16")	1	2
7			Screw, Hex Head (5/16-18 x 1")	1	2
8			Washer, Steel (11/32 x 11/16 x 1/16")	1	6
9			Locknut (5/16-18)	1	4
10			Screw, Socket Head (5/16-18 x 1-1/2")	1	4
11			Locknut (5/16-18)	1	2
NOTE: A - Includes items 4-11					

Tilt Links and Mounting Hardware

Before 4/2/13

NOTE: Item #8 Tilt Links are currently not available as a service part in the field.



Tilt Links and Mounting Hardware Before 4/2/13

NOTE: Item #8 Tilt Links are currently not available as a service part in the field.

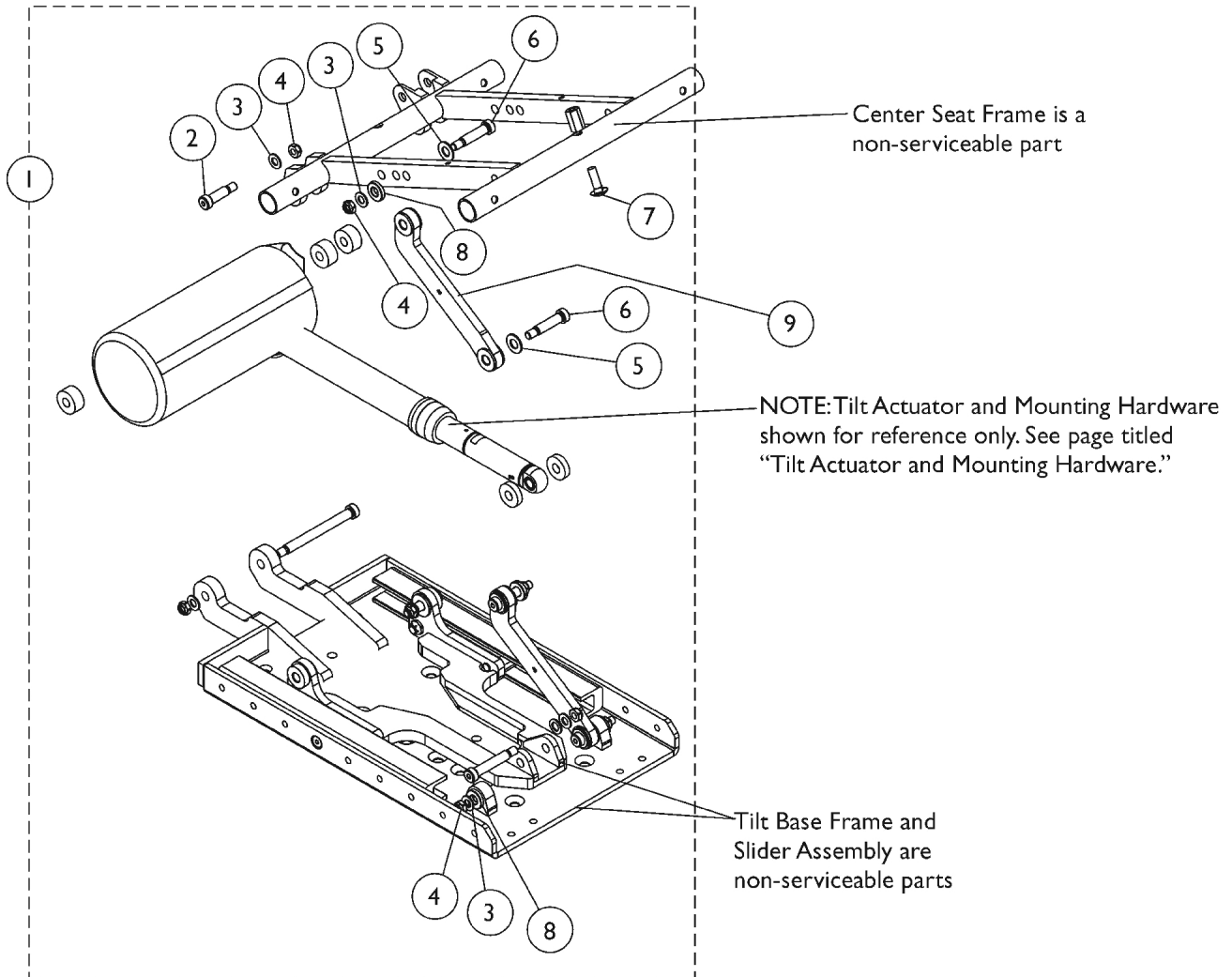
Item Number	Note	Part Number	Description	Quantity Per	
				Package	Assembly
1	A,B,C	1144587-NLA	NLA - Kit, Tilt Link Mounting Hardware (16" - 24" W)	1	1
2			Screw, Shoulder Hex Socket Head (3/8 x 1-1/2", 5/16-18)	1	2
3			Washer, Steel (11/32 x 11/16 x 1/16")	1	6
4			Locknut (5/16-18)	1	6
5			Washer, Nylon (3/8 x 13/16 x 1/16")	1	12
6			Screw, Shoulder Hex Socket (3/8 x 1-1/4", 5/16-18)	1	4
7			Bolt, Round Head Square Neck (5/16-18 x 1")	1	2

NOTE: A - Includes items 2-7. Formula CGT width on M51 Base measures 16"-20" wide only.
 B - Item #8 Tilt Links are currently not available as a service part in the field.
 C - No Longer Available. See page titled "Tilt Links and Mounting Hardware After 4/1/13". Part #1144587 replaced with 1180312.

Tilt Links and Mounting Hardware

After 4/1/13

NOTE: Item #9 Tilt Links are currently not available as a service part in the field.



Tilt Links and Mounting Hardware

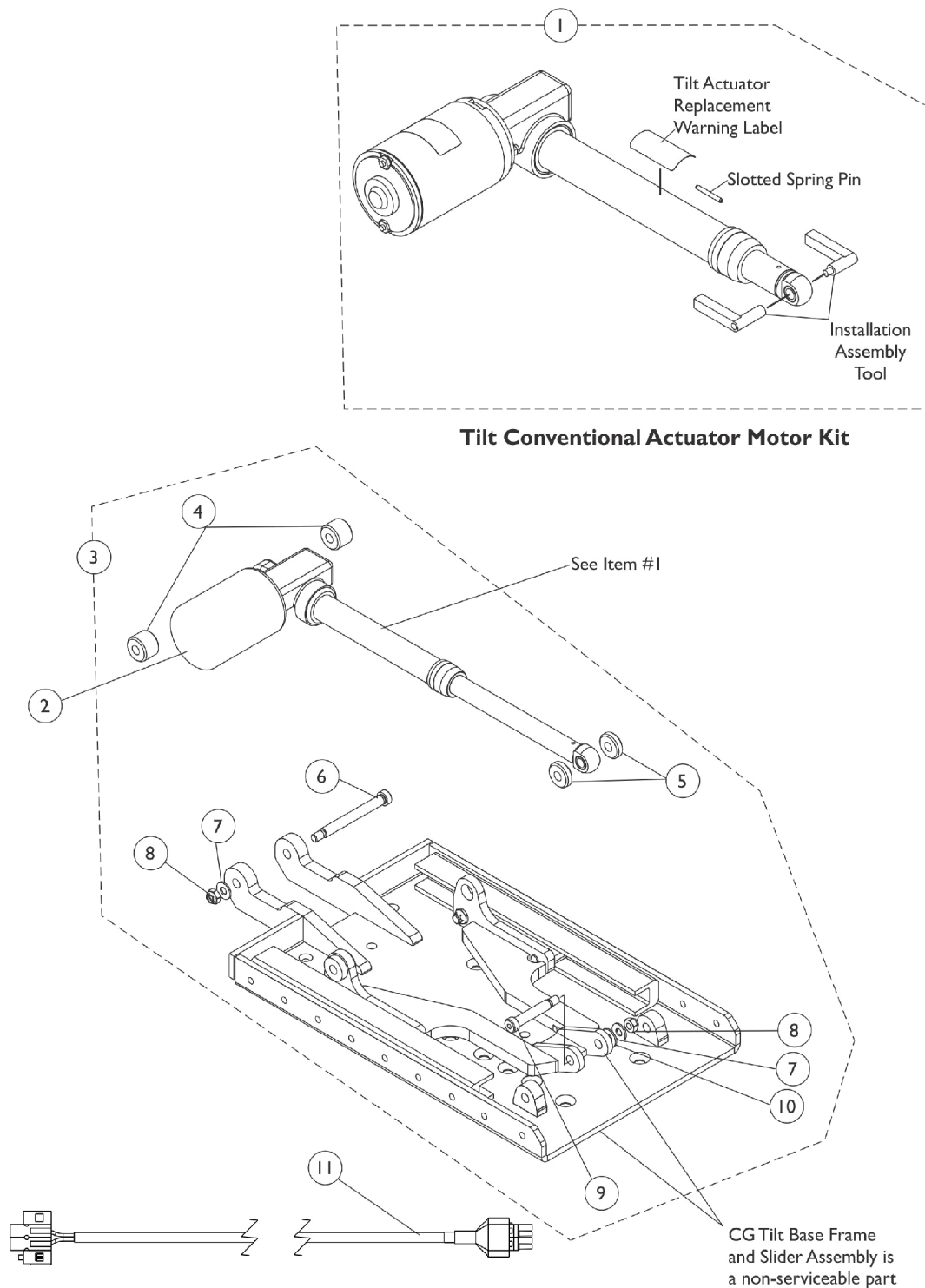
After 4/1/13

NOTE: Item #9 Tilt Links are currently not available as a service part in the field.

Item Number	Note	Part Number	Description	Quantity Per	
				Package	Assembly
1	A,B	1180312	Kit, Tilt Link Mounting Hardware (16" - 24" W)	1	1
2			Screw, Shoulder Hex Socket Head (3/8 x 1-1/2", 5/16-18)	1	2
3			Washer, Flat (5/16 x 5/8 x 1/16")	1	6
4			Locknut (5/16-18)	1	6
5			Washer, Nylon (3/8 x 13/16 x 1/16")	1	4
6			Screw, Shoulder Hex Socket (3/8 x 1-1/4", 5/16-18)	1	4
7			Bolt, Round Head Square Neck (5/16-18 x 1")	1	2
8			Spacer (3/8 x 13/16 x 11/64")	1	4
			Instruction Sheet, Tilt Link Installation	1	1
NOTE: A - Includes items 2-8 and Installation Instruction Sheet. Formula CGT width on M51 Base measures 16"-20" wide only. B - Item #9 Tilt Links are currently not available as a service part in the field.					

Tilt Actuator Motor and Mounting Hardware

Before 12/10/07

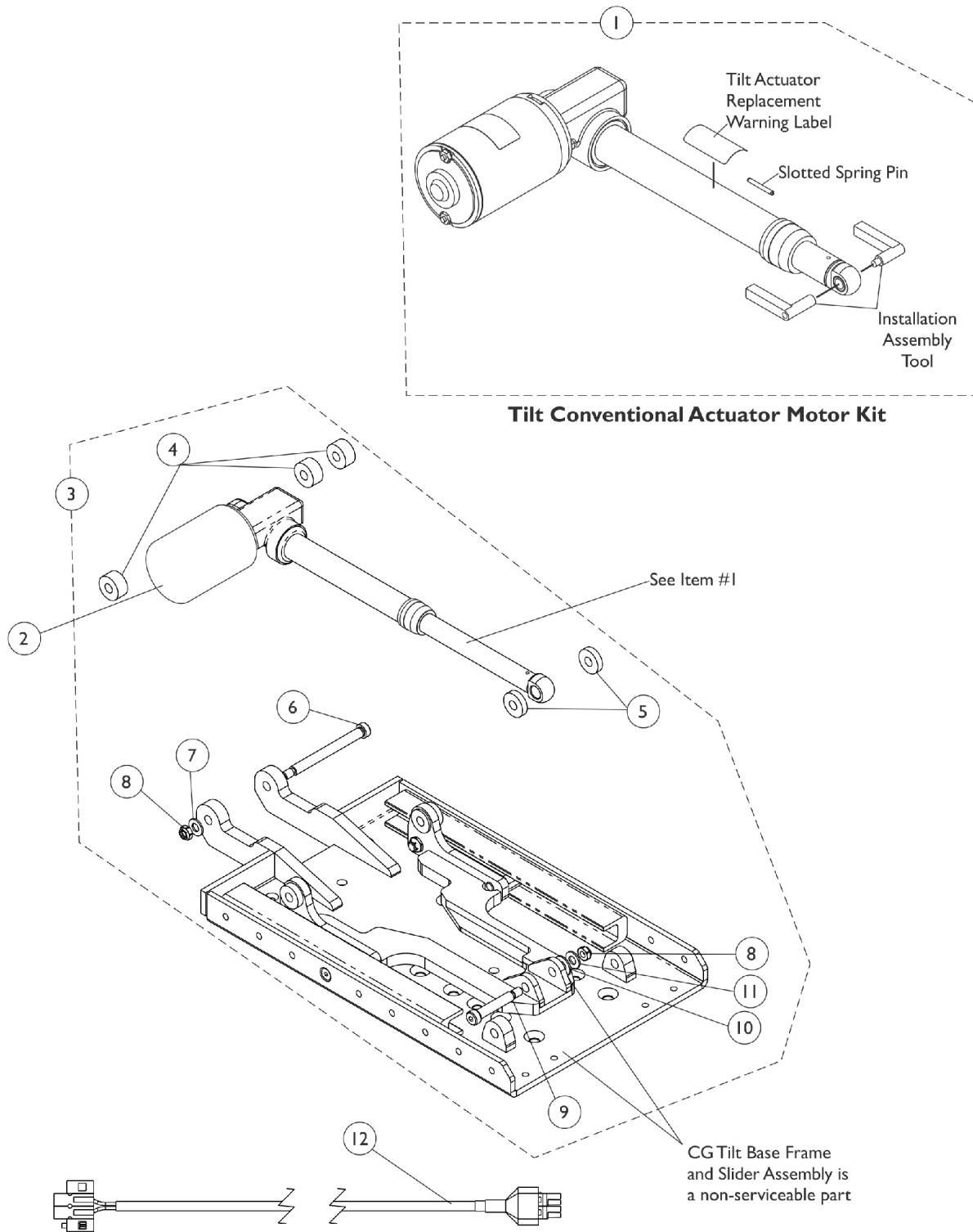


Tilt Actuator Motor and Mounting Hardware Before 12/10/07

Item Number	Note	Part Number	Description	Quantity Per	
				Package	Assembly
1	C	1143801-NLA	NLA - Kit, Tilt Conventional Actuator Motor	1	1
1	C	1143801E-NLA	NLA - WARR RPLMT - Kit, Tilt Conventional Actuator Motor	1	1
1	D,E,F	1169660	Kit, Tilt Conventional Actuator Motor	1	1
1	D,E,F	1169660E-NLA	NLA - WARR RPLMT - Kit, Tilt Actuator Conventional Motor	1	1
2		1144610-NLA	NLA - Cover, Tilt Actuator Motor Boot	1	1
3	A	1144588-NLA	NLA - Kit, Tilt Actuator Motor Mounting Hardware	1	1
4			Spacer (3/8 x 1 x 1/2")	1	2
5			NLA - Washer, Nylon (13/32 x 1 x 1/4")	1	2
6			Screw, Shoulder Hex Socket Head (3/8" x 3-1/2", 5/16-18)	1	1
7			Washer, Steel (11/32 x 11/16 x 1/16")	1	2
8			Locknut (5/16-18)	1	2
9			Screw, Shoulder Hex Socket Head (3/8 x 1-3/4", 5/16-18)	1	1
10			Washer, Nylon (3/8 x 13/16 x 1/16")	1	1
11	B	1101400	Harness, ELRPW Power Legrest - Right	1	1
<p>NOTE: A - Includes items 4-10</p> <p>B - Part number 1101400 traditionally used for ELRPW Legrests is also used for the Formula CG Tilt Actuator Motor on Pronto M51 bases</p> <p>C - Part Number 1143801 and 1143801E are No Longer Available. Order part number 1169660 or 1169660E as a replacement.</p> <p>D - Due to NEW Installation procedures, refer to the Tilt Actuator Replacement Instructions included with the Kit for assistance.</p> <p>E - Includes the Tilt Conventional Actuator Motor, Bushings, Installation Assembly Tool, Slotted Spring Pin, Silicon Lubricant, Warning Label and Instructions. Components are not sold separately.</p> <p>F - Includes Part #1190604 Supplemental Power Wheelchair Warnings/Wear and Tear Information Owner's Manual.</p>					

Tilt Actuator Motor and Mounting Hardware

12/10/07-4/1/13



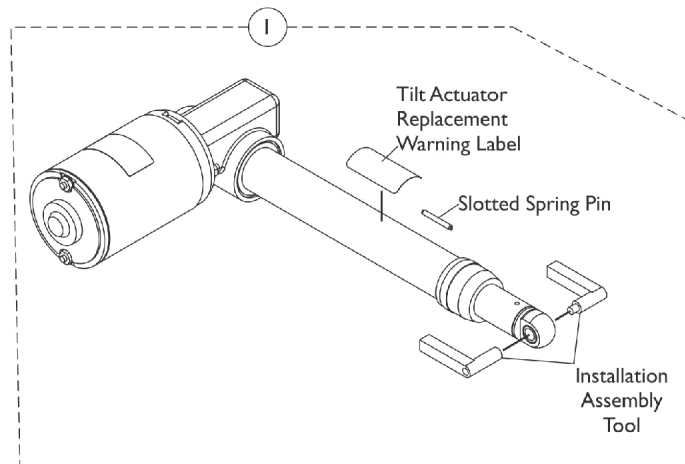
Tilt Actuator Motor and Mounting Hardware

12/10/07-4/1/13

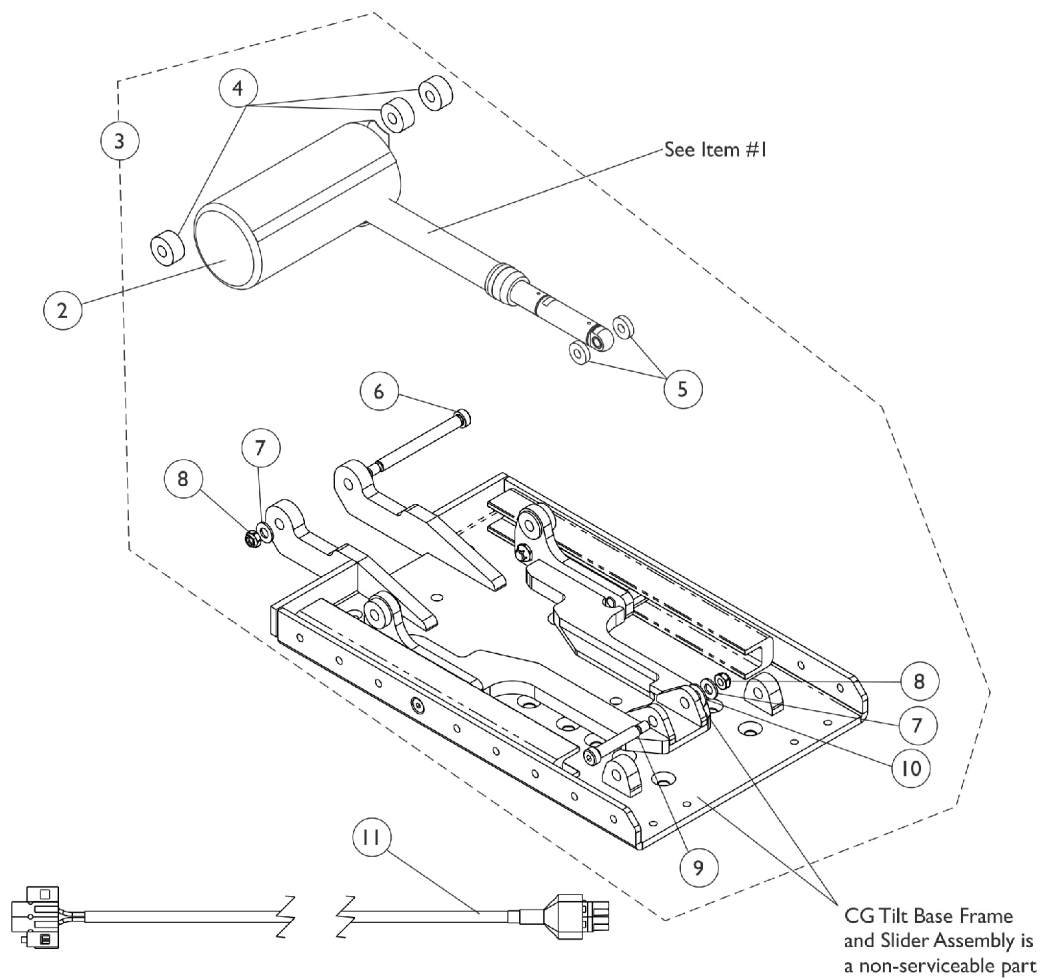
Item Number	Note	Part Number	Description	Quantity Per	
				Package	Assembly
1	C,D,F	1169660	Kit, Tilt Conventional Actuator Motor	1	1
1	C,D,F	1169660E-NLA	NLA - WARR RPLMT - Kit, Tilt Actuator Conventional Motor	1	1
2		1144610-NLA	NLA - Cover, Tilt Actuator Motor Boot	1	1
3	A,E	1153721-NLA	NLA - Kit, Tilt Actuator Motor Mounting Hardware	1	1
4			Spacer (3/8 x 1 x 1/2")	1	3
5			NLA - Washer, Nylon (13/32 x 1 x 1/4")	1	2
6			Screw, Shoulder Hex Socket Head (3/8" x 3-1/2", 5/16-18)	1	1
7			Washer, Steel (11/32 x 11/16 x 1/16")	1	1
8			Locknut (5/16-18)	1	2
9			Screw, Shoulder Hex Socket Head (3/8 x 1-3/4", 5/16-18)	1	1
10			Washer, Plain (1/4 x 9/16 x 1/16")	1	1
11			Washer, Flat (5/16 x 5/8 x 1/16")	1	1
12	B	1101400	Harness, ELRPW Power Legrest - Right	1	1
<p>NOTE: A - Includes items 4-11.</p> <p>B - Part number 1101400 traditionally used for ELRPW legrests is also used for the Formula CG Tilt Actuator Motor on Pronto M51 bases</p> <p>C - Due to NEW Installation procedures, refer to the Tilt Actuator Replacement Instructions included with the Kit for assistance.</p> <p>D - Includes the Tilt Conventional Actuator Motor, Bushings, Installation Assembly Tool, Slotted Spring Pin, Silicon Lubricant, Warning Label and Instructions. Components are not sold separately.</p> <p>E - No Longer Available. See page titled "Tilt Actuator Motor and Mounting Hardware After 4/1/13". Part #1153721 was replaced with 1180313.</p> <p>F - Includes Part #1190604 Supplemental Power Wheelchair Warnings/Wear and Tear Information Owner's Manual.</p>					

Tilt Actuator Motor and Mounting Hardware

After 4/1/13



Tilt Conventional Actuator Motor Kit



Tilt Actuator Motor and Mounting Hardware

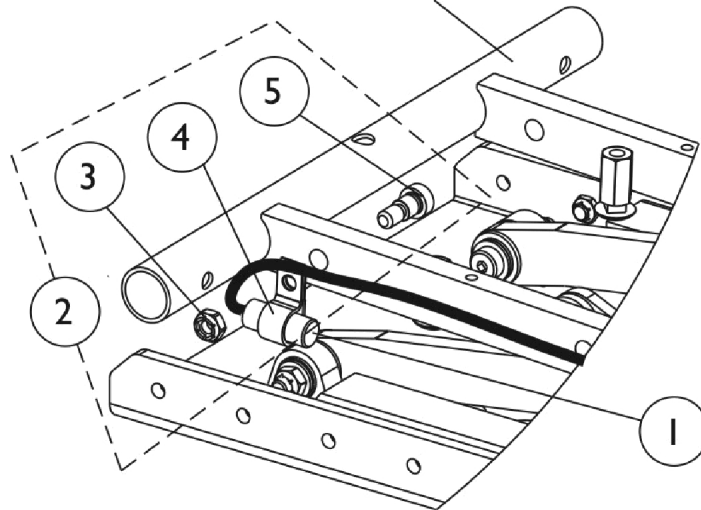
After 4/1/13

Item Number	Note	Part Number	Description	Quantity Per	
				Package	Assembly
1	C,D,E	1169660	Kit, Tilt Conventional Actuator Motor	1	1
1	C,D,E	1169660E-NLA	NLA - WARR RPLMT - Kit, Tilt Actuator Conventional Motor	1	1
2		1144610-NLA	NLA - Cover, Tilt Actuator Motor Boot	1	1
3	A	1180313	Kit, Tilt Actuator Motor Mounting Hardware	1	1
4			Spacer (3/8 x 1 x 1/2")	1	3
5			NLA - Washer, Nylon (13/32 x 1 x 1/4")	1	2
6			Screw, Shoulder Hex Socket Head (3/8" x 3-1/2", 5/16-18)	1	1
7			Washer, Flat (5/16 x 5/8 x 1/16")	1	2
8			Locknut (5/16-18)	1	2
9			Screw, Shoulder Hex Socket Head (3/8 x 1-3/4", 5/16-18)	1	1
10			Washer, Plain (1/4 x 9/16 x 1/16")	1	1
			Instruction Sheet, Tilt Actuator Motor Installation	1	1
11	B	1101400	Harness, ELRPW Power Legrest - Right	1	1
NOTE: A - Includes items 4-10 and Installation Instruction Sheet. B - Part number 1101400 traditionally used for ELRPW legrests is also used for the Formula CG Tilt Actuator Motor on Pronto M51 bases C - Due to NEW Installation procedures, refer to the Tilt Actuator Replacement Service Manual included with the Kit for assistance. D - Includes the Tilt Conventional Actuator Motor, Bushings, Installation Assembly Tool, Slotted Spring Pin, Silicon Lubricant, Warning Label and Instructions. Components are not sold separately. E - Includes Part #1190604 Supplemental Power Wheelchair Warnings/Wear and Tear Information Owner's Manual.					

Mercury Free Switches and Hardware

As of 7/1/2009, switches are mercury free.

Partial view of a Tilt Seating
shown for reference only



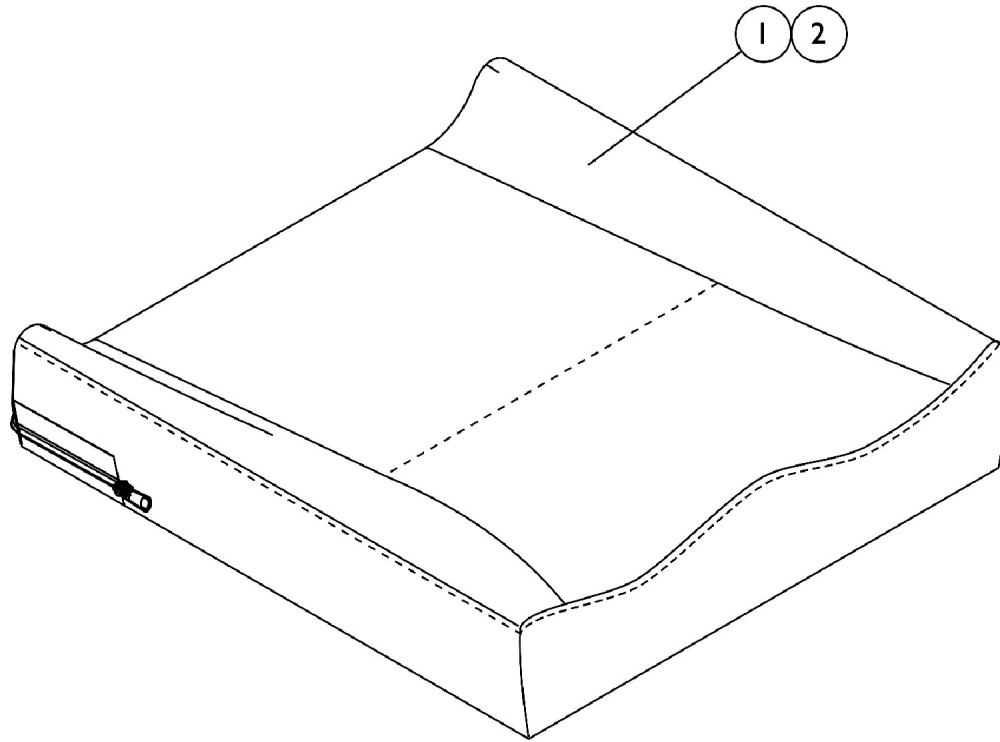
Formula CG Tilt Only

Item Number	Note	Part Number	Description	Quantity Per	
				Package	Assembly
1		1140099	Switch, Drive Lockout Mercury Free Ball (MK6i) (50" L)	1	1
2	A	1121712	Kit, Switch Mounting Hardware (Formula CG Tilt Only)	1	1
3			Locknut (5/16-18)	1	1
4			NLA - Bracket, Cable/Wire Mounting, Black	1	1
5			Screw, Shoulder Hex Socket Head w/ Patch (3/8" x 3/8", 5/16-18)	1	1

NOTE: A - Includes items 3-5

Seat Cushion Assembly

Contoura Seating



#1 Contoura Seat Cushion Assembly

NOTE: To order a Mesh Contoura Seat Cushion Assembly, please use quote # SM-100908010838 when placing your order.

Chair Width	16" Deep	17" Deep	18" Deep	19" Deep	20" Deep
16" Wide	1132982 See Note(s) A	1132983-NLA See Note(s) A	1132984 See Note(s) A	1132985 See Note(s) A	1132986 See Note(s) A
18" Wide	1132987 See Note(s) A	1132988-NLA See Note(s) A	1132989 See Note(s) A	1132990 See Note(s) A	1132991 See Note(s) A
20" Wide	1132992 See Note(s) A	1132993-NLA See Note(s) A	1132994 See Note(s) A	1132995 See Note(s) A	1132996 See Note(s) A

NOTE: A - Cushion Foam is not available separately.

Seat Cushion Assembly

Contoura Seating

#2 Contoura Seat Cushion Cover Before 12/16/10

Chair Width	16" Deep	17" Deep	18" Deep	19" Deep	20" Deep
16" Wide	1132953-NLA	1132954-NLA	1132955-NLA	1132956-NLA	1132957-NLA
18" Wide	1132958-NLA	1132959-NLA	1132960-NLA	1132961-NLA	1132962-NLA
20" Wide	1132963-NLA	1132964-NLA	1132965-NLA	1132966-NLA	1132967-NLA

Contoura Seat Cushion Covers listed on this chart are No Longer Available. Refer to the Contoura Seat Cushion Covers dated after 12/15/10 as a direct replacement.

Seat Cushion Assembly

Contoura Seating

#2 Contoura Seat Cushion Cover After 12/15/10

Chair Width	16" Deep	17" Deep	18" Deep	19" Deep	20" Deep
16" Wide	1167372	1167373-NLA	1167374	1167375	1167376
18" Wide	1167377	1167378-NLA	1167379	1167380	1167381
20" Wide	1167382	1167383-NLA	1167384	1167385	1167386

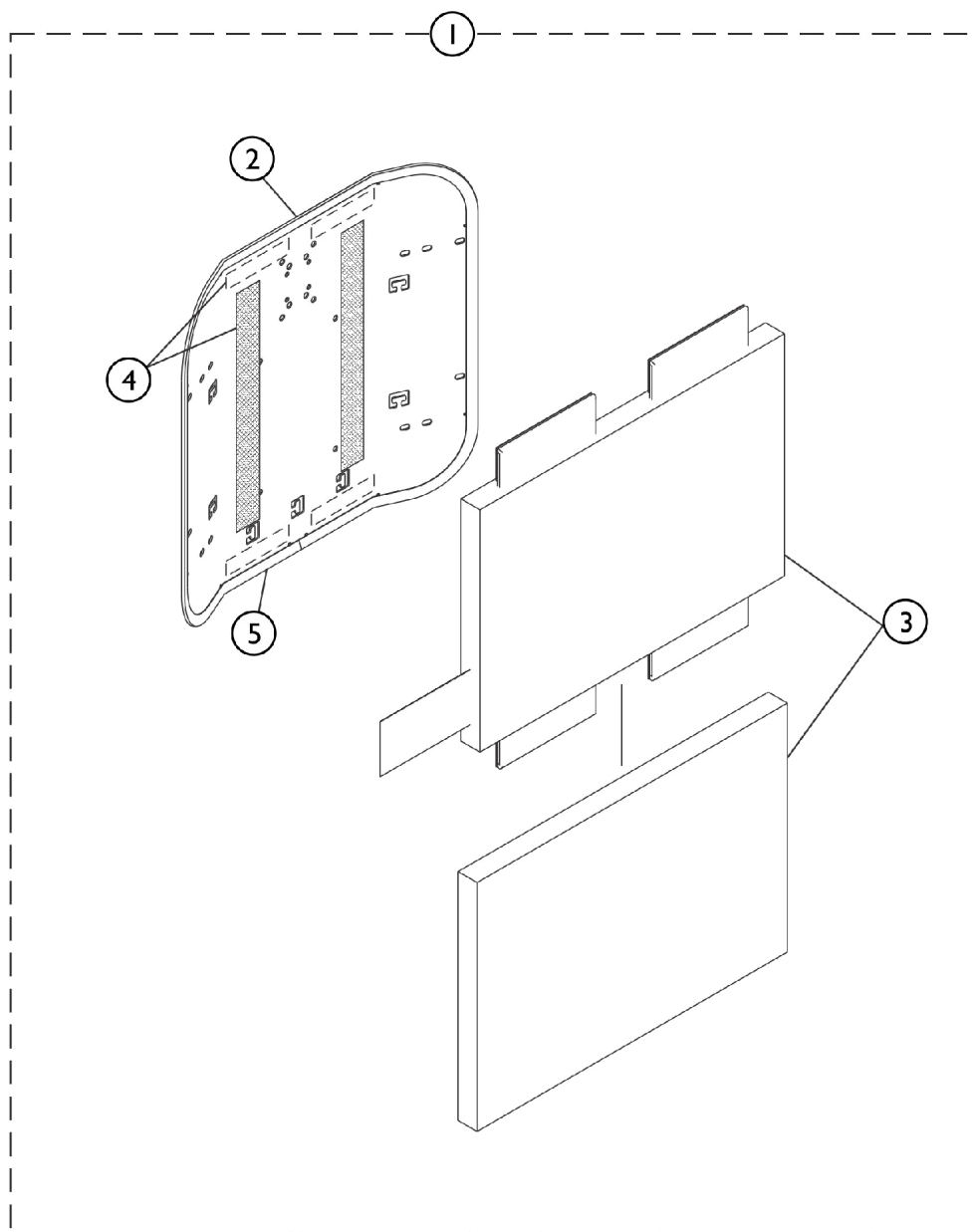
#2 Contoura Seat Cushion Cover, Mesh (CTBMSH)

Chair Width	16" Deep	17" Deep	18" Deep	19" Deep	20" Deep
16" Wide	1164208	1164209	1164210	1164211	1164212
18" Wide	1164213	1164214	1164215	1164216	1164217
20" Wide	1164218	1164219	1164220	1164221	1164222

Conventional Back without Mounting Hardware

Only the Back Assembly needs to be replaced when changing back heights.

NOTE: Hook Fastener w/ Adhesive Back Kit must be ordered when a Back Pan or Back Assembly is requested. This will allow the Loop Fastener w/ Adhesive on the Back Cover to attach properly.



SHEP_100A

Conventional Back without Mounting Hardware

Only the Back Assembly needs to be replaced when changing back heights.

NOTE: Hook Fastener w/ Adhesive Back Kit must be ordered when a Back Pan or Back Assembly is requested. This will allow the Loop Fastener w/ Adhesive on the Back Cover to attach properly.

Item Number	Note	Part Number	Description	Quantity Per	
				Package	Assembly
1	A	See Chart	#1 Back Assembly without Hardware	1	1
2		See Chart	#2 Back Pan with Vinyl Edge Trim	1	1
3		See Chart	#3 Back Cushion Assembly	1	1
4		1125723	Kit, Hook Fastener w/ Adhesive Back	1	1
5		1125724-NLA	NLA - Trim, Edge, Cut-To-Length, Vinyl Black (96" L)	1	1
NOTE: A - Hook Fastener w/ Adhesive Back Kit is used to attach the Back Cover to the Back Pan and must be ordered when a new Back Pan or Back Assembly is requested					

#1 Back Assembly without Hardware

Overall Back Height	Material Back Height	16" Wide	17" Wide	18" Wide	19" Wide	20" Wide
20"	15"	1125564	1125565	1125566	1125567	1125568
21"	16"	1125573	1125574	1125575	1125576	1125577
22"	17"	1125582	1125583	1125584	1125585	1125586
23"	18"	1125591	1125592	1125593	1125594	1125595
24"	19"	1125600	1125601	1125602	1125603	1125604

#2 Back Pan with Vinyl Edge Trim

Overall Back Height	Material Back Height	16" Wide	17" Wide	18" Wide	19" Wide	20" Wide
20"	15"	1124578	1124585	1124592	1124599	1124606
21"	16"	1124579	1124586	1124593	1124600	1124607
22"	17"	1124580	1124587	1124594	1124601	1124608
23"	18"	1124581	1124588	1124595	1124602	1124609
24"	19"	1124582	1124589	1124596	1124603	1124610

Conventional Back without Mounting Hardware

Only the Back Assembly needs to be replaced when changing back heights.

NOTE: Hook Fastener w/ Adhesive Back Kit must be ordered when a Back Pan or Back Assembly is requested. This will allow the Loop Fastener w/ Adhesive on the Back Cover to attach properly.

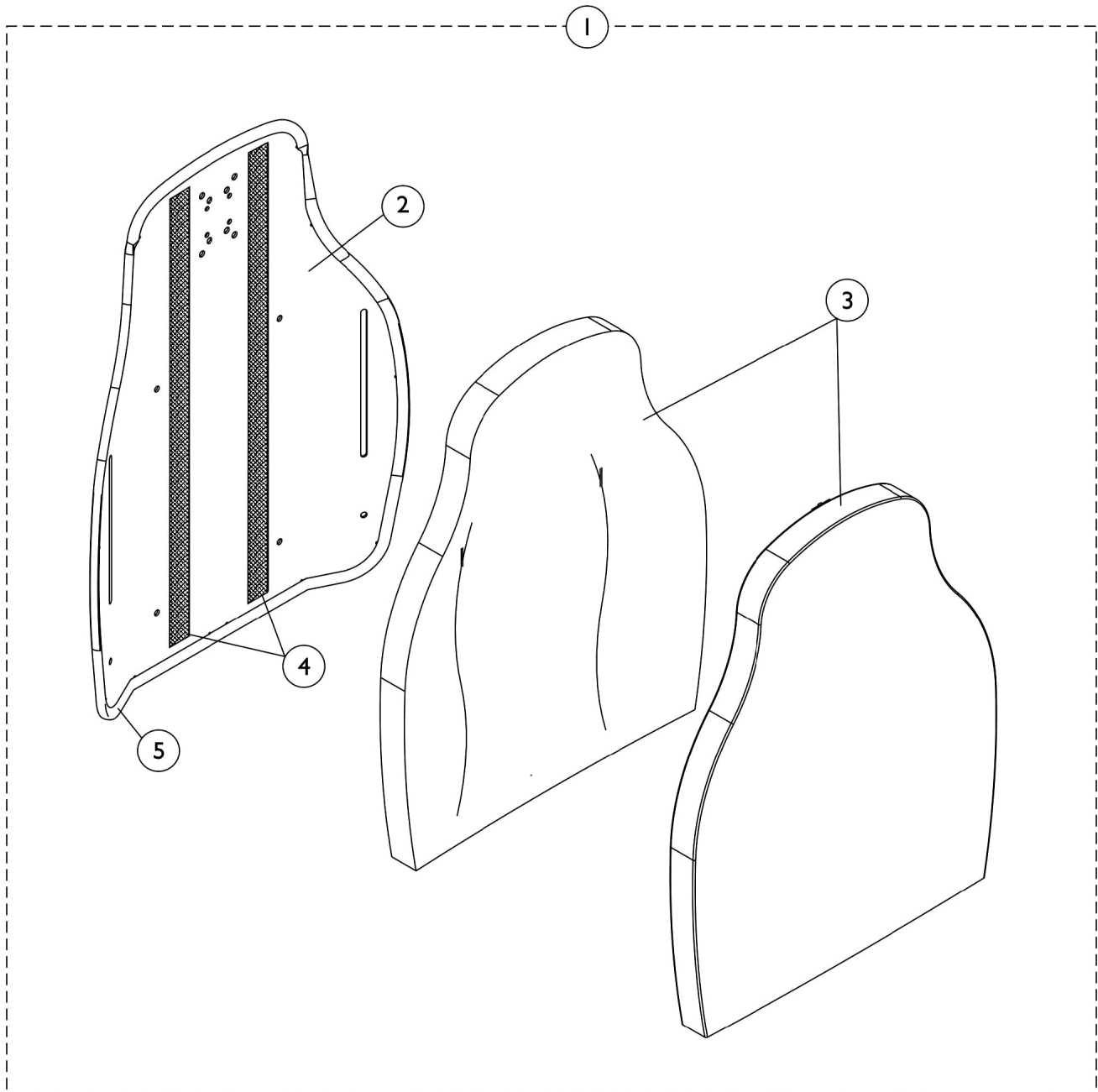
#3 Back Cushion Assembly 16"-20" Wide

Overall Back Height	Material Back Height	16" Wide	17" Wide	18" Wide	19" Wide	20" Wide
20"	15"	1097397	1097398	1097399	1097400	1097401
21"	16"	1097404	1097405	1097406	1097407	1097408
22"	17"	1097411	1097412	1097413	1097414	1097415
23"	18"	1097418	1097419	1097420	1097421	1097422
24"	19"	1097425	1097426	1097427	1097428	1097429

Back cover and foam are sold as a back cushion assembly only. Chart reflects chair width and the actual back cushion width will be 1" wider than the chair width.

Contoura Back without Mounting Hardware (Before 5/15/09)

NOTE: Extruded back canes come in one back height only. Back cane material height for the Contoura extruded back canes measure approximately 20-1/2". Overall back height from the seat pan to top of the extruded back cane is approximately 23". Only the Back Assembly needs to be replaced when changing back heights.



Contoura Back without Mounting Hardware (Before 5/15/09)

NOTE: Extruded back canes come in one back height only. Back cane material height for the Contoura extruded back canes measure approximately 20-1/2". Overall back height from the seat pan to top of the extruded back cane is approximately 23". Only the Back Assembly needs to be replaced when changing back heights.

Item Number	Note	Part Number	Description	Quantity Per	
				Package	Assembly
1		See Chart	#1 Back Assembly without Hardware 16", 18", 20" Wide	1	1
2		See Chart	#2 Back Pan with Vinyl Edge Trim 16", 18", 20" Wide	1	1
3		See Chart	#3 Back Cushion Assembly 16", 18", 20" Wide	1	1
4		1125725-NLA	NLA - Hook Fastener w/ Adhesive Back (1" W x 48" L)	1	1
5		1125724-NLA	NLA - Trim, Edge, Cut-To-Length, Vinyl Black (96" L)	1	1

Contoura Back without Mounting Hardware (Before 5/15/09)

NOTE: Extruded back canes come in one back height only. Back cane material height for the Contoura extruded back canes measure approximately 20-1/2". Overall back height from the seat pan to top of the extruded back cane is approximately 23". Only the Back Assembly needs to be replaced when changing back heights.

#1 Back Assembly without Hardware 16", 18", 20" Wide

Overall Back Height	Material Back Height	16" Wide	18" Wide	20" Wide
25"	20"	1132828-NLA	1132829-NLA	1132830-NLA
29"	24"	1132825-NLA	1124733-NLA	1124734-NLA

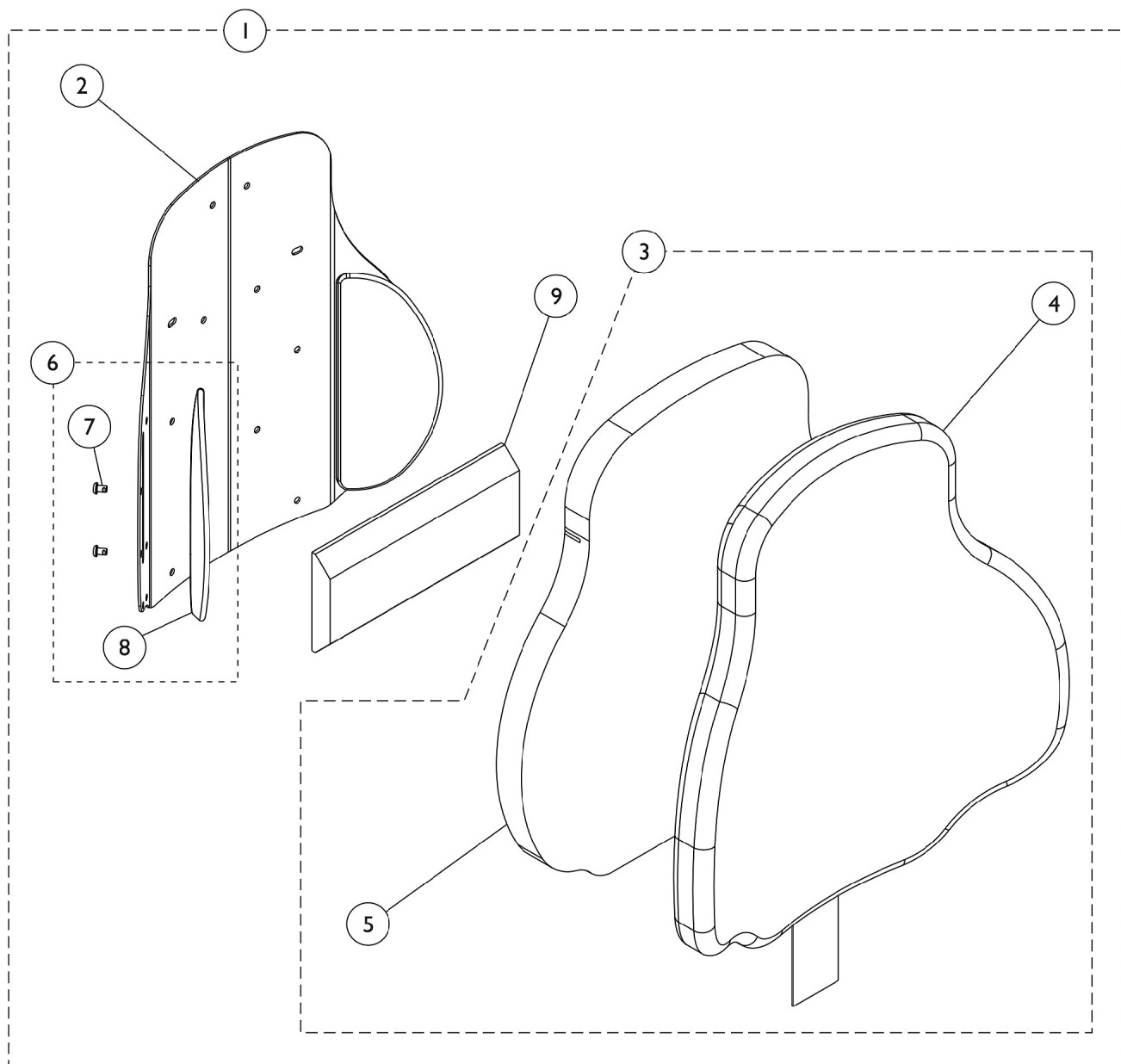
#2 Back Pan with Vinyl Edge Trim 16", 18", 20" Wide

Overall Back Height	Material Back Height	16" Wide	18" Wide	20" Wide
25"	20"	1131405-NLA	1131406-NLA	1131407-NLA
29"	24"	1131410-NLA	1122454-NLA	1122453-NLA

#3 Back Cushion Assembly 16", 18", 20" Wide

Overall Back Height	Material Back Height	16" Wide	18" Wide	20" Wide
25"	20"	1132820-NLA	1132821-NLA	1132822-NLA
29"	24"	1132817-NLA	1125641-NLA	1125642-NLA

Curve Contoura Back w/o Mounting Hardware - After 5/14/09



Curve Contoura Back w/o Mounting Hardware - After 5/14/09

Item Number	Note	Part Number	Description	Quantity Per	
				Package	Assembly
1	A	See Chart	#1 Curved Contoura Back Kit	1	1
1	A	See Chart	#1 Mesh Curved Contoura Back Kit (CTBMSH)	1	1
3	B	See Chart	#3 Curve Contoura Back Cushion Assembly	1	1
3	B	See Chart	#3 Mesh Curve Contoura Back Cushion Assembly (CTBMSH)	1	1
6	C	1166151	Kit, Lateral Support, Contoura Back (22" H) (Pair)	1	1
			Screw, Socket, Button (1/4-20 x 3/8")	1	4
			Support, Lateral (22" H)	1	2
6	C	1163130-NLA	NLA - Kit, Lateral Support, Contoura Back (25" H) (Pair)	1	1
7			Screw, Socket, Button (1/4-20 x 3/8")	1	4
8			Support, Lateral (25" H)	1	2
6	C	1163131-NLA	NLA - Kit, Lateral Support, Contoura Back (28" H) (Pair)	1	1
7			Screw, Socket, Button (1/4-20 x 3/8")	1	4
8			Support, Lateral (28" H)	1	2
9		1084410-NLA	NLA - Support, Lumbar - Large	1	1
NOTE: A - Includes Items 2 thru 9. B - Includes Items 4 and 5. Back Cover and Foam are sold as a Back Cushion Assembly only. C - Included Items 7 and 8.					
Item #2 is a non-saleable part. Refer to item #1 Kit when ordering.					

#1 Curved Contoura Back Kit

Overall Back Height	Material Back Height	16" Wide	18" Wide	20" Wide
22" High	17" High	1165846 See Note(s) A	1165847 See Note(s) A	1165848 See Note(s) A
25" High	20" High	1161480 See Note(s) A	1161482 See Note(s) A	1161484 See Note(s) A
28" High	23" High	1161481 See Note(s) A	1161483 See Note(s) A	1161485 See Note(s) A
NOTE: A - Includes items 2-9 Overall Back Height includes the spacing gap dimension from the bottom of the Back Assembly to the Seat Pan				

#1 Mesh Curved Contoura Back Kit (CTBMSH)

Overall Back Height	Material Back Height	16" Wide	18" Wide	20" Wide
---------------------	----------------------	----------	----------	----------

Curve Contoura Back w/o Mounting Hardware - After 5/14/09

#1 Mesh Curved Contoura Back Kit (CTBMSH)

Overall Back Height	Material Back Height	16" Wide	18" Wide	20" Wide
22" High	17" High	1165837 See Note(s) A	1165842 See Note(s) A	1165843 See Note(s) A
25" High	20" High	1164235 See Note(s) A	1164237 See Note(s) A	1164239 See Note(s) A
28" High	23" High	1164236 See Note(s) A	1164238 See Note(s) A	1164240 See Note(s) A
NOTE: A - Includes items 2-9 Overall Back Height includes the spacing gap dimension from the bottom of the Back Assembly to the Seat Pan				

Curve Contoura Back w/o Mounting Hardware - After 5/14/09

#3 Curve Contoura Back Cushion Assembly

Overall Back Height	Material Back Height	16" Wide	18" Wide	20" Wide
22" High	17" High	1166146 See Note(s) B	1166147 See Note(s) B	1166148 See Note(s) B
25" High	20" High	1163248-NLA See Note(s) B	1163250 See Note(s) B	1163252 See Note(s) B
28" High	23" High	1163249-NLA See Note(s) B	1163251 See Note(s) B	1163253 See Note(s) B

NOTE: B - Includes items 4 and 5. Back Cover and Foam are sold as a Back Cushion Assembly only.

Overall Back Height includes the spacing gap dimension from the bottom of the Back Assembly to the Seat Pan

#3 Mesh Curve Contoura Back Cushion Assembly (CTBMSH)

Overall Back Height	Material Back Height	16" Wide	18" Wide	20" Wide
22" High	17" High	1166141 See Note(s) B	1166142 See Note(s) B	1166143 See Note(s) B
25" High	20" High	1171642-NLA See Note(s) B	1171644-NLA See Note(s) B	1171646-NLA See Note(s) B
28" High	23" High	1171643-NLA See Note(s) B	1171645-NLA See Note(s) B	1171647-NLA See Note(s) B

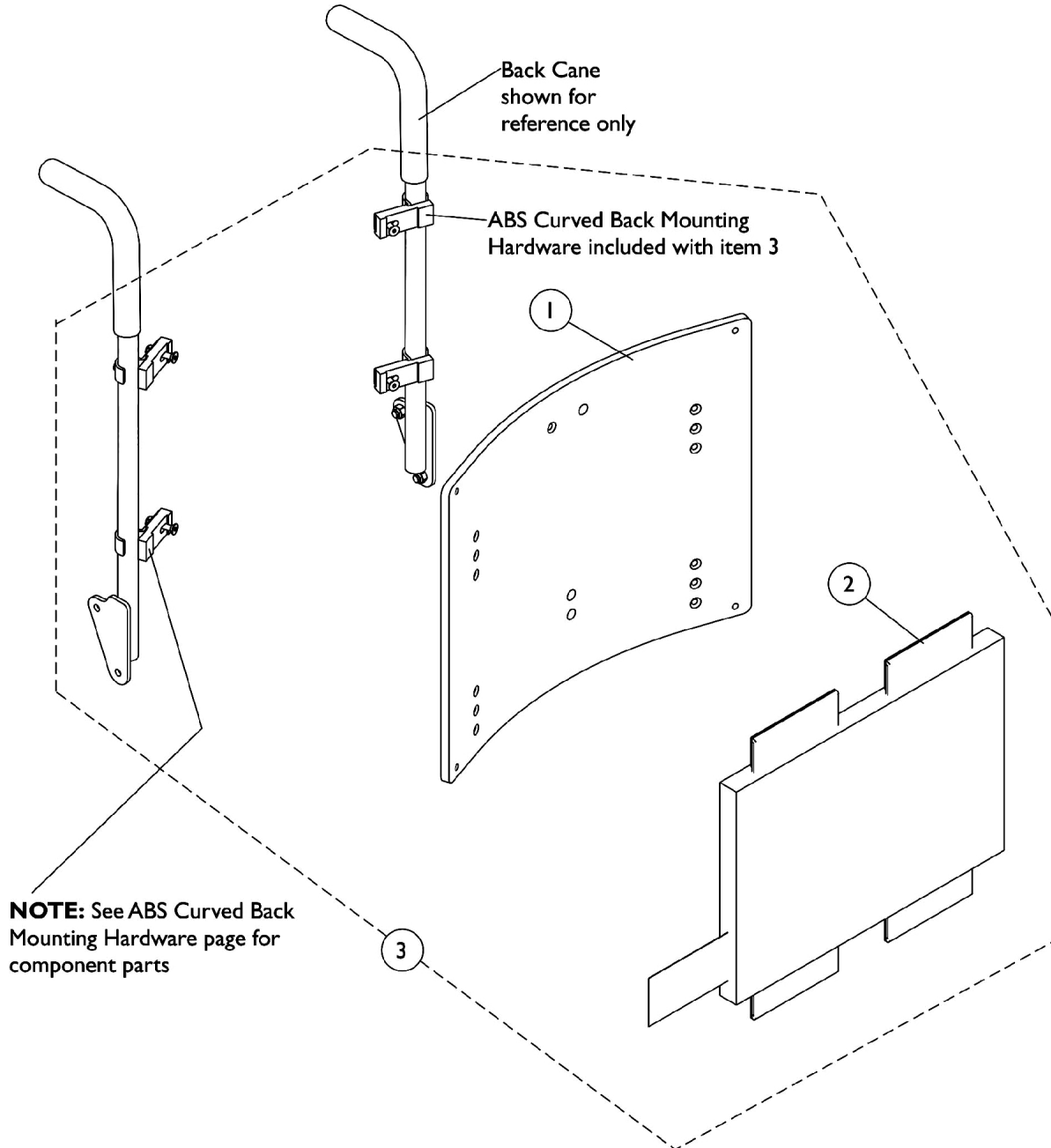
NOTE: B - Includes items 4 and 5. Back Cover and Foam are sold as a Back Cushion Assembly only.

Overall Back Height includes the spacing gap dimension from the bottom of the Back Assembly to the Seat Pan

ABS Curved Back Assembly

NOTE: ABS Curved Back mounts only to back canes without a 10 degree bend.

NOTE: As of 8/15/08 the Curved Back material changed from ABS Plastic to Metal as inventory runs out. You must ask the customer if they have an ABS Plastic or the Metal Curved Back model when replacing components. All service replacement Back Assemblies with Hardware shipped will be metal. New Headrest Mounting Hardware is required when replacing an ABS Curved Back with a Metal Curved Back.



ABS Curved Back Assembly

NOTE: ABS Curved Back mounts only to back canes without a 10 degree bend.

NOTE: As of 8/15/08 the Curved Back material changed from ABS Plastic to Metal as inventory runs out. You must ask the customer if they have an ABS Plastic or the Metal Curved Back model when replacing components. All service replacement Back Assemblies with Hardware shipped will be metal. New Headrest Mounting Hardware is required when replacing an ABS Curved Back with a Metal Curved Back.

Item Number	Note	Part Number	Description	Quantity Per	
				Package	Assembly
1		See Chart	#1 Back Pan 16"-18"	1	1
1		See Chart	#1 Back Pan 19"-20"	1	1
2		See Chart	#2 Back Cushion Assembly 16"-18"	1	1
2		See Chart	#2 Back Cushion Assembly 19"-20"	1	1
3		See Chart	#3 Back Assembly with Hardware 16"-18"	1	1
3		See Chart	#3 Back Assembly with Hardware 19"-20"	1	1
	A	1125723	Kit, Hook Fastener w/ Adhesive Back	1	1
NOTE: A - Not Shown. Hook Fastener w/Adhesive Back Kit is used to attach the Back Cover to the Back Pan and must be ordered when a new Back Pan or Back Assembly is requested.					

#1 Back Pan - 16" W to 18" W

Overall Back Height	Material Back Height	16" Wide	17" Wide	18" Wide
16"	12"	1086021-NLA See Note(s) A	1086022-NLA See Note(s) A	1086023-NLA See Note(s) A
17"	13"	1086028-NLA See Note(s) A	1086029-NLA See Note(s) A	1086030-NLA See Note(s) A
18"	14"	1086035-NLA See Note(s) A	1086036-NLA See Note(s) A	1086037-NLA See Note(s) A
19"	15"	1086042-NLA See Note(s) A	1086043-NLA See Note(s) A	1086044-NLA See Note(s) A
20"	16"	1086049-NLA See Note(s) A	1086050-NLA See Note(s) A	1086051-NLA See Note(s) A
21"	17"	1086056-NLA See Note(s) A	1086057-NLA See Note(s) A	1086058-NLA See Note(s) A
22"	18"	1086063-NLA See Note(s) A	1086064-NLA See Note(s) A	1086065-NLA See Note(s) A
23"	19"	1086070-NLA See Note(s) A	1086071-NLA See Note(s) A	1086072-NLA See Note(s) A
24"	20"	1086077-NLA See Note(s) A	1086078-NLA See Note(s) A	1086079-NLA See Note(s) A
NOTE: A - Part Number is No Longer Available. See Category page titled "Backs - Metal Curved Assembly" and use the item "Back Assembly w/ Hardware" to find replacement part numbers. Match the wheelchair width by the material back height when ordering.				
NOTE: Hook Fastener w/ Adhesive Back Kit must be ordered when a Back Pan or Back Assembly is requested. This will allow the Loop Fastener w/ Adhesive on the Back Cover to attach properly.				

ABS Curved Back Assembly

NOTE: ABS Curved Back mounts only to back canes without a 10 degree bend.

NOTE: As of 8/15/08 the Curved Back material changed from ABS Plastic to Metal as inventory runs out. You must ask the customer if they have an ABS Plastic or the Metal Curved Back model when replacing components. All service replacement Back Assemblies with Hardware shipped will be metal. New Headrest Mounting Hardware is required when replacing an ABS Curved Back with a Metal Curved Back.

#1 Back Pan - 19" W to 20" W

Overall Back Height	Material Back Height	19" Wide	20" Wide
16"	12"	1086024-NLA See Note(s) A	1086025-NLA See Note(s) A
17"	13"	1086031-NLA See Note(s) A	1086032-NLA See Note(s) A
18"	14"	1086038-NLA See Note(s) A	1086039-NLA See Note(s) A
19"	15"	1086045-NLA See Note(s) A	1086046-NLA See Note(s) A
20"	16"	1086052-NLA See Note(s) A	1086053-NLA See Note(s) A
21"	17"	1086059-NLA See Note(s) A	1086060-NLA See Note(s) A
22"	18"	1086066-NLA See Note(s) A	1086067-NLA See Note(s) A
23"	19"	1086073-NLA See Note(s) A	1086074-NLA See Note(s) A
24"	20"	1086080-NLA See Note(s) A	1086081-NLA See Note(s) A

NOTE: A - Part Number is No Longer Available. See Category page titled "Backs - Metal Curved Assembly" and use the item "Back Assembly w/ Hardware" to find replacement part numbers. Match the wheelchair width by the material back height when ordering.

NOTE: Hook Fastener w/ Adhesive Back Kit must be ordered when a Back Pan or Back Assembly is requested. This will allow the Loop Fastener w/ Adhesive on the Back Cover to attach properly.

#2 Back Cushion Assembly - 16" W to 18" W

Overall Back Height	Material Back Height	16" Wide	17" Wide	18" Wide
16"	12"	1097375-NLA	1097376-NLA	1097377
17"	13"	1097382-NLA	1097383-NLA	1097384-NLA
18"	14"	1097389	1097390-NLA	1097391
19"	15"	1097396	1097397	1097398
20"	16"	1097403	1097404	1097405
21"	17"	1097410	1097411	1097412
22"	18"	1097417	1097418	1097419
23"	19"	1097424	1097425	1097426
24"	20"	1097431	1097432	1097433

ABS Curved Back Assembly

NOTE: ABS Curved Back mounts only to back canes without a 10 degree bend.

NOTE: As of 8/15/08 the Curved Back material changed from ABS Plastic to Metal as inventory runs out. You must ask the customer if they have an ABS Plastic or the Metal Curved Back model when replacing components. All service replacement Back Assemblies with Hardware shipped will be metal. New Headrest Mounting Hardware is required when replacing an ABS Curved Back with a Metal Curved Back.

NOTE: Back cover and foam are sold as a Back Cushion Assembly only.

ABS Curved Back Assembly

NOTE: ABS Curved Back mounts only to back canes without a 10 degree bend.

NOTE: As of 8/15/08 the Curved Back material changed from ABS Plastic to Metal as inventory runs out. You must ask the customer if they have an ABS Plastic or the Metal Curved Back model when replacing components. All service replacement Back Assemblies with Hardware shipped will be metal. New Headrest Mounting Hardware is required when replacing an ABS Curved Back with a Metal Curved Back.

#2 Back Cushion Assembly - 19" W to 20" W

Overall Back Height	Material Back Height	19" Wide	20" Wide
16"	12"	1097378-NLA	1097379-NLA
17"	13"	1097385-NLA	1097386-NLA
18"	14"	1097392	1097393
19"	15"	1097399	1097400
20"	16"	1097406	1097407
21"	17"	1097413	1097414
22"	18"	1097420	1097421
23"	19"	1097427	1097428
24"	20"	1097434	1097435

NOTE: Back cover and foam are sold as a Back Cushion Assembly only.

#3 Back Assembly with Hardware - 16" W to 18" W

Overall Back Height	Material Back Height ABS Plastic Curved	Material Back Height Metal Curved	16" Wide	17" Wide	18" Wide
16"	12"	11"	1106973-NLA	1106983	1106993
17"	13"	12"	1106974	1106984	1106994
18"	14"	13"	1106975	1106985	1106995
19"	15"	14"	1106976	1106986	1106996
20"	16"	15"	1106977	1106987	1106997
21"	17"	16"	1106978	1106988	1106998
22"	18"	17"	1106979	1106989	1106999
23"	19"	18"	1106980	1106990	1107000
24"	20"	19"	1106981	1106991	1107001

NOTE: Hook Fastener w/ Adhesive Back Kit must be ordered when a Back Pan or Back Assembly is requested. This will allow the Loop Fastener w/ Adhesive on the Back Cover to attach properly.

ABS Curved Back Assembly

NOTE: ABS Curved Back mounts only to back canes without a 10 degree bend.

NOTE: As of 8/15/08 the Curved Back material changed from ABS Plastic to Metal as inventory runs out. You must ask the customer if they have an ABS Plastic or the Metal Curved Back model when replacing components. All service replacement Back Assemblies with Hardware shipped will be metal. New Headrest Mounting Hardware is required when replacing an ABS Curved Back with a Metal Curved Back.

#3 Back Assembly with Hardware - 19" W to 20" W

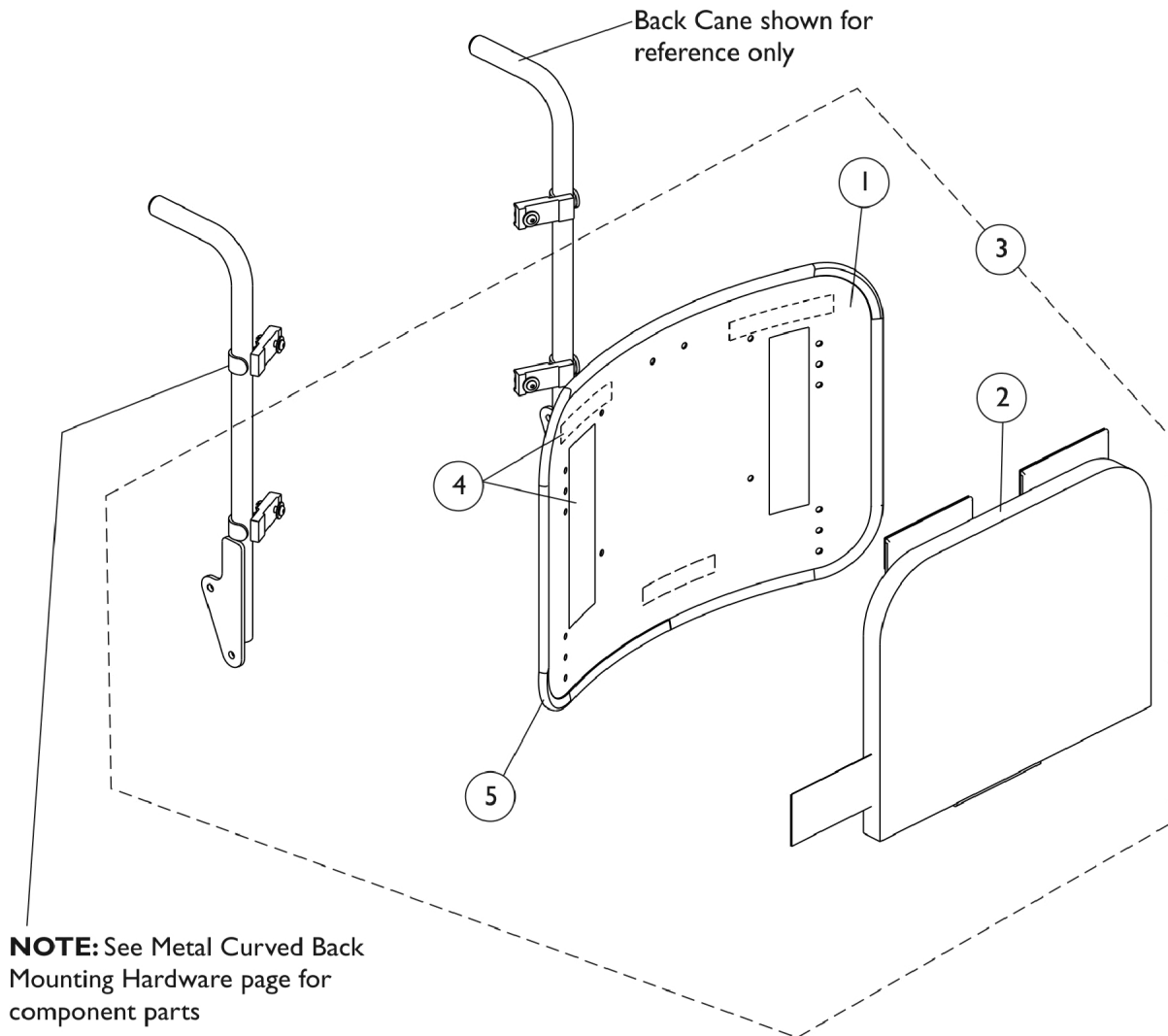
Overall Back Height	Material Back Height ABS Plastic Curved	Material Back Height Metal Curved	19" Wide	20" Wide
16"	12"	11"	1107003	1107013
17"	13"	12"	1107004	1107014
18"	14"	13"	1107005	1107015
19"	15"	14"	1107006	1107016
20"	16"	15"	1107007	1107017
21"	17"	16"	1107008	1107018
22"	18"	17"	1107009	1107019
23"	19"	18"	1107010	1107020
24"	20"	19"	1107011	1107021

NOTE: Hook Fastener w/ Adhesive Back Kit must be ordered when a Back Pan or Back Assembly is requested. This will allow the Loop Fastener w/ Adhesive on the Back Cover to attach properly.

Metal Curved Back Assembly

NOTE: Curved Back mounts only to back canes without a 10 degree bend.

NOTE: As of 8/15/08 the Curved Back material changed from ABS Plastic to Metal as inventory runs out. You must ask the customer if they have an ABS Plastic or the Metal Curved Back model when replacing components. All service replacement Back Assemblies with Hardware shipped will be metal. New Headrest Mounting Hardware is required when replacing an ABS Curved Back with a Metal Curved Back.



Metal Curved Back Assembly

NOTE: Curved Back mounts only to back canes without a 10 degree bend.

NOTE: As of 8/15/08 the Curved Back material changed from ABS Plastic to Metal as inventory runs out. You must ask the customer if they have an ABS Plastic or the Metal Curved Back model when replacing components. All service replacement Back Assemblies with Hardware shipped will be metal. New Headrest Mounting Hardware is required when replacing an ABS Curved Back with a Metal Curved Back.

Item Number	Note	Part Number	Description	Quantity Per	
				Package	Assembly
1		See Chart	#1 Back Pan w/ Vinyl Edge Trim 16"-18" Wide	1	1
1		See Chart	#1 Back Pan w/ Vinyl Edge Trim 19"-20" Wide	1	1
2		See Chart	#2 Back Cushion Assembly 16"-18" Wide	1	1
2		See Chart	#2 Back Cushion Assembly 19"-20" Wide	1	1
3		See Chart	#3 Back Assembly with Hardware 16"-18" Wide	1	1
3		See Chart	#3 Back Assembly with Hardware 19"-20" Wide	1	1
4	A	1125723	Kit, Hook Fastener w/ Adhesive Back	1	1
5		1125724-NLA	NLA - Trim, Edge, Cut-To-Length, Vinyl Black (96" L)	1	1

NOTE: A - Hook Fastener Adhesive Kit is used to attach the Back Cover to the Back Pan and must be ordered when a new Back Pan or Back Assembly is requested.

#1 Back Pan w/ Vinyl Edge Trim - 16"-18" Wide

Overall Back Height	Material Back Height	16" Wide	17" Wide	18" Wide
16"	11"	1157826	1157837	1157848
17"	12"	1157827	1157838	1157849
18"	13"	1157828	1157839	1157850
19"	14"	1157829	1157840	1157851
20"	15"	1157830	1157841	1157852
21"	16"	1157831	1157842	1157853
22"	17"	1157832	1157843	1157854
23"	18"	1157833	1157844	1157855
24"	19"	1157834	1157845	1157856
25"	20"	1157835	1157846	1157857
26"	21"	1157836	1157847	1157858

NOTE: Hook Fastener Adhesive Kit must be ordered when a Back Pan or Back Assembly is requested. This will allow the Loop Fastener Adhesive on the Back Cover to attach properly.

Metal Curved Back Assembly

NOTE: Curved Back mounts only to back canes without a 10 degree bend.

NOTE: As of 8/15/08 the Curved Back material changed from ABS Plastic to Metal as inventory runs out. You must ask the customer if they have an ABS Plastic or the Metal Curved Back model when replacing components. All service replacement Back Assemblies with Hardware shipped will be metal. New Headrest Mounting Hardware is required when replacing an ABS Curved Back with a Metal Curved Back.

#1 Back Pan w/ Vinyl Edge Trim - 19"-20" Wide

Overall Back Height	Material Back Height	19" Wide	20" Wide
16"	11"	1157859	1157870
17"	12"	1157860	1157871
18"	13"	1157861	1157872
19"	14"	1157862	1157873
20"	15"	1157863	1157874
21"	16"	1157864	1157875
22"	17"	1157865	1157876
23"	18"	1157866	1157877
24"	19"	1157867	1157878
25"	20"	1157868	1157879
26"	21"	1157869	1157880

NOTE: Hook Fastener Adhesive Kit must be ordered when a Back Pan or Back Assembly is requested. This will allow the Loop Fastener Adhesive on the Back Cover to attach properly.

Metal Curved Back Assembly

NOTE: Curved Back mounts only to back canes without a 10 degree bend.

NOTE: As of 8/15/08 the Curved Back material changed from ABS Plastic to Metal as inventory runs out. You must ask the customer if they have an ABS Plastic or the Metal Curved Back model when replacing components. All service replacement Back Assemblies with Hardware shipped will be metal. New Headrest Mounting Hardware is required when replacing an ABS Curved Back with a Metal Curved Back.

#2 Back Cushion Assembly - 16"-18" Wide

Overall Back Height	Material Back Height	16" Wide	17" Wide	18" Wide
16"	12-1/2"	1160207	1160218	1160229
17"	13-1/2"	1160208	1160219	1160230
18"	14-1/2"	1160209	1160220	1160231
19"	15-1/2"	1160210	1160221	1160232
20"	16-1/2"	1160211	1160222	1160233
21"	17-1/2"	1160212	1160223	1160234
22"	18-1/2"	1160213	1160224	1160235
23"	19-1/2"	1160214	1160225	1160236
24"	20-1/2"	1160215	1160226	1160237
25"	21-1/2"	1160216	1160227	1160238
26"	22-1/2"	1160217	1160228	1160239

NOTE: Back cover and foam are sold as a Back Cushion Assembly only.

Metal Curved Back Assembly

NOTE: Curved Back mounts only to back canes without a 10 degree bend.

NOTE: As of 8/15/08 the Curved Back material changed from ABS Plastic to Metal as inventory runs out. You must ask the customer if they have an ABS Plastic or the Metal Curved Back model when replacing components. All service replacement Back Assemblies with Hardware shipped will be metal. New Headrest Mounting Hardware is required when replacing an ABS Curved Back with a Metal Curved Back.

#2 Back Cushion Assembly - 19"-20" Wide

Overall Back Height	Material Back Height	19" Wide	20" Wide
16"	12-1/2"	1097378-NLA	1097379-NLA
17"	13-1/2"	1097385-NLA	1097386-NLA
18"	14-1/2"	1097392	1097393
19"	15-1/2"	1097399	1097400
20"	16-1/2"	1097406	1097407
21"	17-1/2"	1097413	1097414
22"	18-1/2"	1097420	1097421
23"	19-1/2"	1097427	1097428
24"	20-1/2"	1097434	1097435
25"	21-1/2"	1160249	1160260
26"	22-1/2"	1160250	1160261

NOTE: Back cover and foam are sold as a Back Cushion Assembly only.

Metal Curved Back Assembly

NOTE: Curved Back mounts only to back canes without a 10 degree bend.

NOTE: As of 8/15/08 the Curved Back material changed from ABS Plastic to Metal as inventory runs out. You must ask the customer if they have an ABS Plastic or the Metal Curved Back model when replacing components. All service replacement Back Assemblies with Hardware shipped will be metal. New Headrest Mounting Hardware is required when replacing an ABS Curved Back with a Metal Curved Back.

#3 Back Assembly with Hardware - 16"-18" Wide

Overall Back Height	Material Back Height ABS Plastic Curved	Material Back Height Metal Curved	16" Wide	17" Wide	18" Wide
16"	12"	11"	1106973-NLA	1106983	1106993
17"	13"	12"	1106974	1106984	1106994
18"	14"	13"	1106975	1106985	1106995
19"	15"	14"	1106976	1106986	1106996
20"	16"	15"	1106977	1106987	1106997
21"	17"	16"	1106978	1106988	1106998
22"	18"	17"	1106979	1106989	1106999
23"	19"	18"	1106980	1106990	1107000
24"	20"	19"	1106981	1106991	1107001
25"	21"	20"	1160306	1160308	1160310
26"	22"	21"	1160307	1160309	1160311

NOTE: Hook Fastener Adhesive Kit must be ordered when a Back Pan or Back Assembly is requested. This will allow the Loop Fastener Adhesive on the Back Cover to attach properly.

NOTE: When ordering Metal Curved Back assemblies to replace ABS Back Pans, match the wheelchair width by the material back height to determine the correct part number to order.

Metal Curved Back Assembly

NOTE: Curved Back mounts only to back canes without a 10 degree bend.

NOTE: As of 8/15/08 the Curved Back material changed from ABS Plastic to Metal as inventory runs out. You must ask the customer if they have an ABS Plastic or the Metal Curved Back model when replacing components. All service replacement Back Assemblies with Hardware shipped will be metal. New Headrest Mounting Hardware is required when replacing an ABS Curved Back with a Metal Curved Back.

#3 Back Assembly with Hardware - 19"-20" Wide

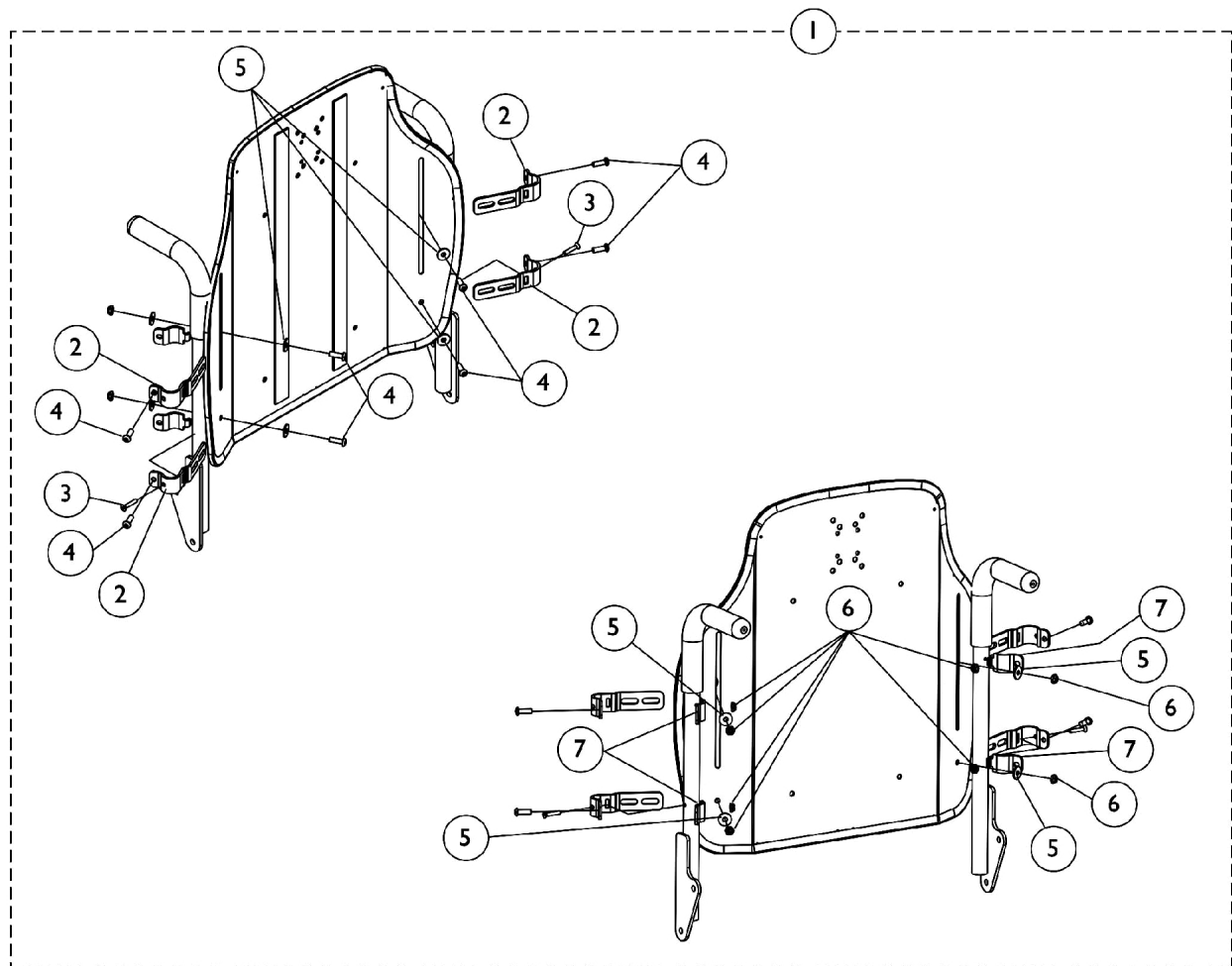
Overall Back Height	Material Back Height ABS Plastic Curved	Material Back Height Metal Curved	19" Wide	20" Wide
16"	12"	11"	1107003	1107013
17"	13"	12"	1107004	1107014
18"	14"	13"	1107005	1107015
19"	15"	14"	1107006	1107016
20"	16"	15"	1107007	1107017
21"	17"	16"	1107008	1107018
22"	18"	17"	1107009	1107019
23"	19"	18"	1107010	1107020
24"	20"	19"	1107011	1107021
25"	21"	20"	1160312	1160314
26"	22"	21"	1160313	1160315

NOTE: Hook Fastener Adhesive Kit must be ordered when a Back Pan or Back Assembly is requested. This will allow the Loop Fastener Adhesive on the Back Cover to attach properly.

NOTE: Hook Fastener Adhesive Kit must be ordered when a Back Pan or Back Assembly is requested. This will allow the Loop Fastener Adhesive on the Back Cover to attach properly.

NOTE: When ordering Metal Curved Back assemblies to replace ABS Back Pans, match the wheelchair width by the material back height to determine the correct part number to order.

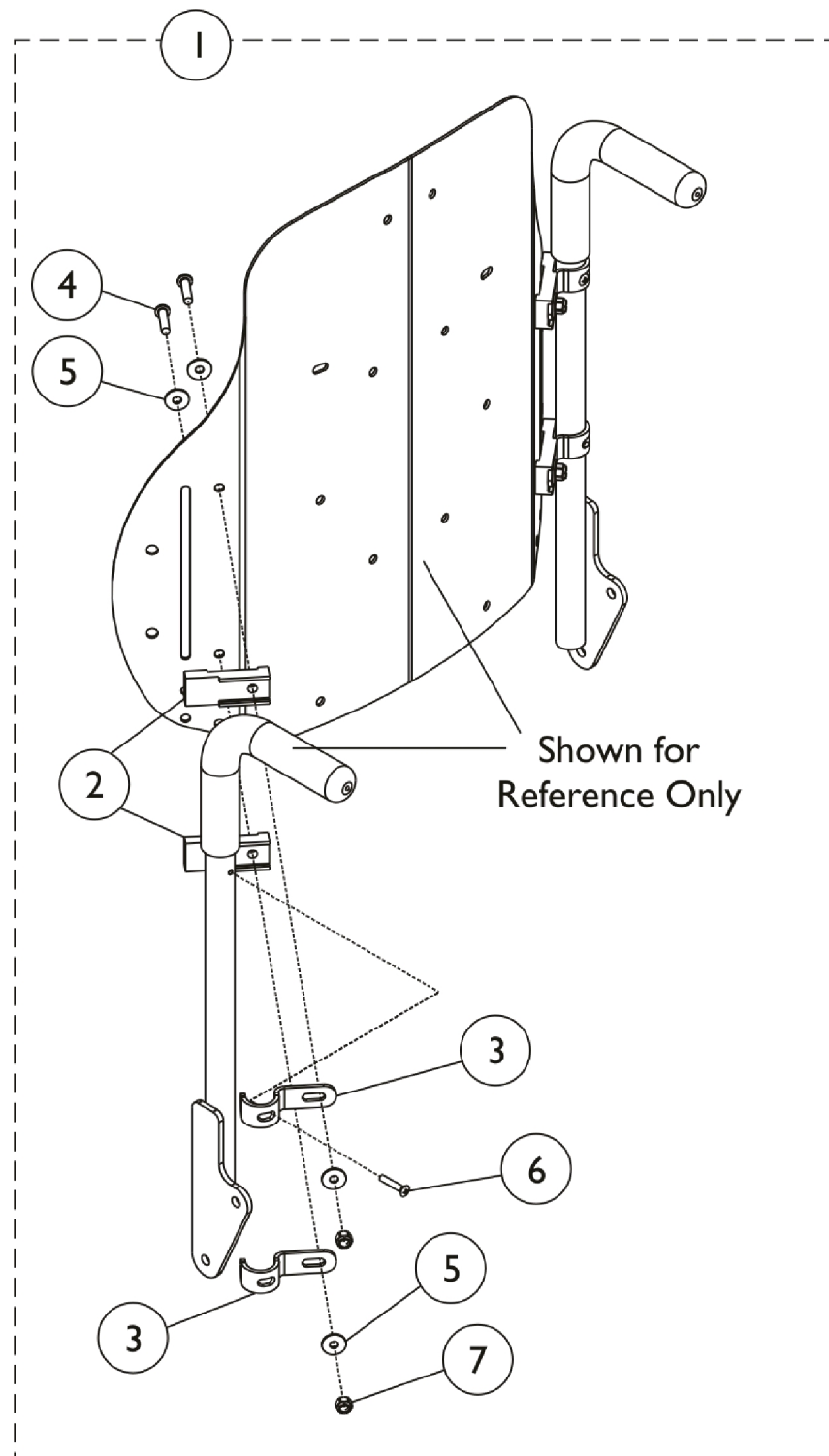
Contoura Back Mounting Hardware (Before 5/15/09)



Contoura Back Mounting Hardware (Before 5/15/09)

Item Number	Note	Part Number	Description	Quantity Per	
				Package	Assembly
1	A	1140945	Kit, Contoura Back Mounting Hdwr. - Round Canes	1	1
2			Bracket, Back Mounting, Front, Black	1	4
3			NLA - Screw, Phillips Oval Head (#10-16 x 7/8")	1	2
4			Screw, Socket Button (1/4-20 x 3/4")	1	8
5			Washer (1/4 x 23/32 x 1/16")	1	8
6			Locknut (1/4-20)	1	8
7			Bracket, Back Mounting, Rear, Black	1	4
NOTE: A - Includes items 2-7					

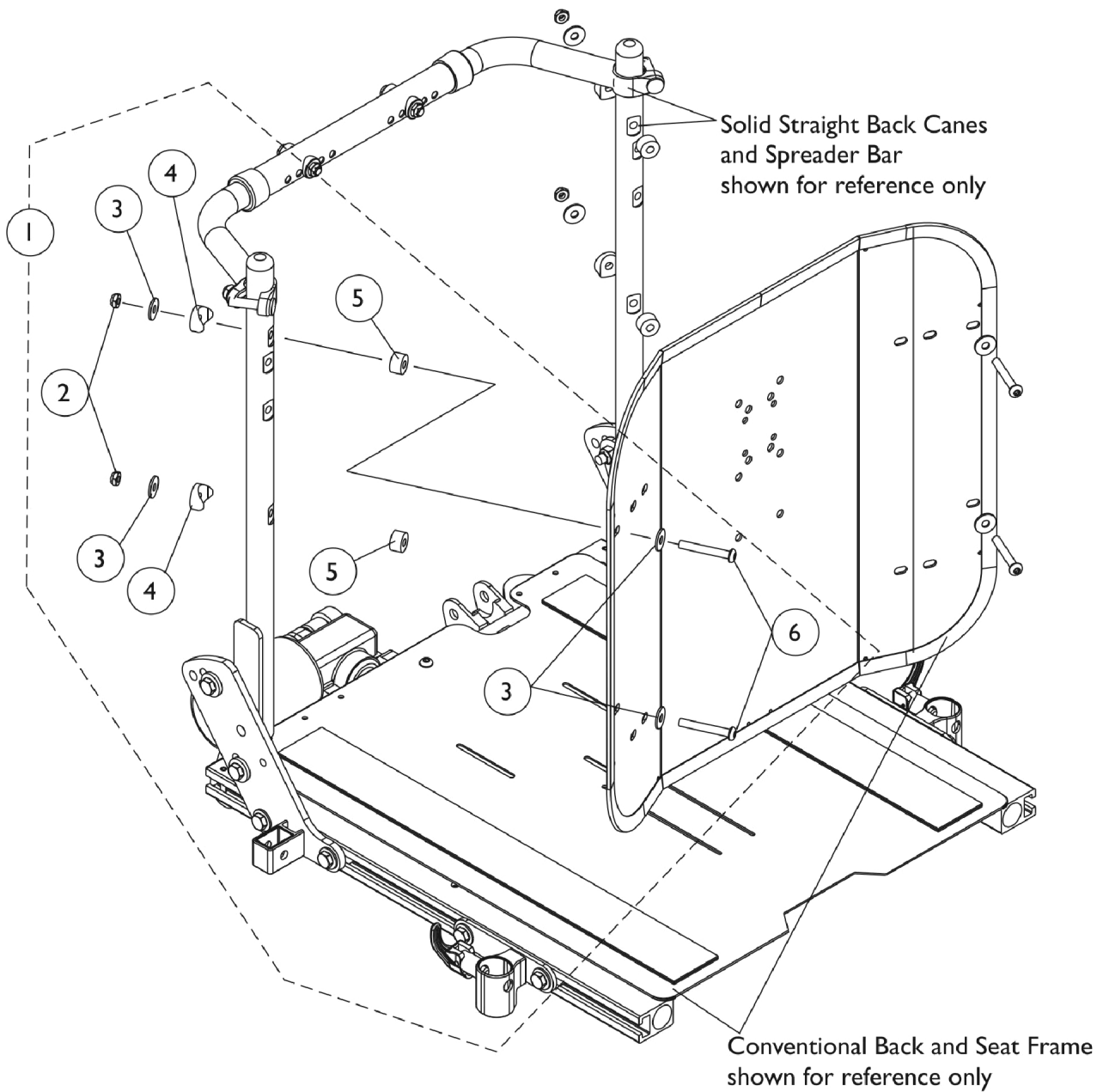
Curve Contoura Mounting Back Hardware (After 5/14/09)



Curve Contoura Mounting Back Hardware (After 5/14/09)

Item Number	Note	Part Number	Description	Quantity Per	
				Package	Assembly
1	A	1157925	Kit, Metal Curved and Curve Contoura Back Mounting Hardware	1	1
2			Spacer, Back Pan, Black	1	4
3			Hook, Back Assembly Mounting	1	4
4			Screw, Socket Button Head (1/4-20 x 1")	1	4
5			Washer (1/4 x 23/32 x 1/16")	1	8
6			NLA - Screw, Phillips Oval Head (#10-16 x 7/8")	1	2
7			Locknut (1/4-20)	1	4
NOTE: A - Includes Items 2 thru 7.					

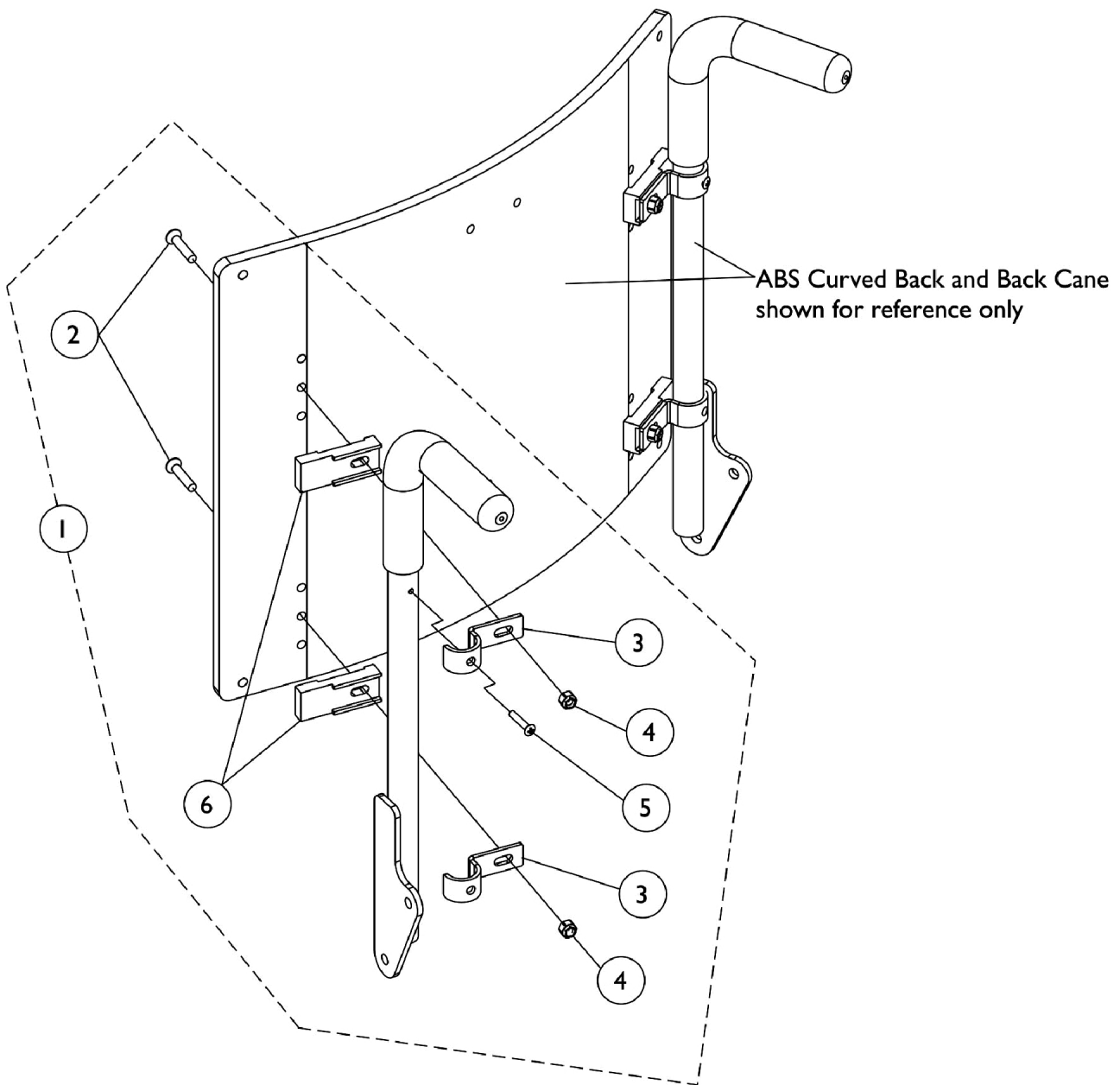
Conventional Back Mounting Hardware



Conventional Back Mounting Hardware

Item Number	Note	Part Number	Description	Quantity Per	
				Package	Assembly
1	A	1125757	NLA - Kit, Back Mounting Hardware For Conventional Tilt	1	1
2			Locknut (1/4-20)	1	4
3			Washer (1/4 x 23/32 x 1/16")	1	8
4			NLA - Spacer, Coved (1/4 x 7/8 x 7/16")	1	4
5			NLA - Spacer (1/4 x 5/8 x 3/8")	1	4
6			NLA - Screw, Socket Button Head (1/4-20 x 2")	1	4
NOTE: A - Includes items 2-6					

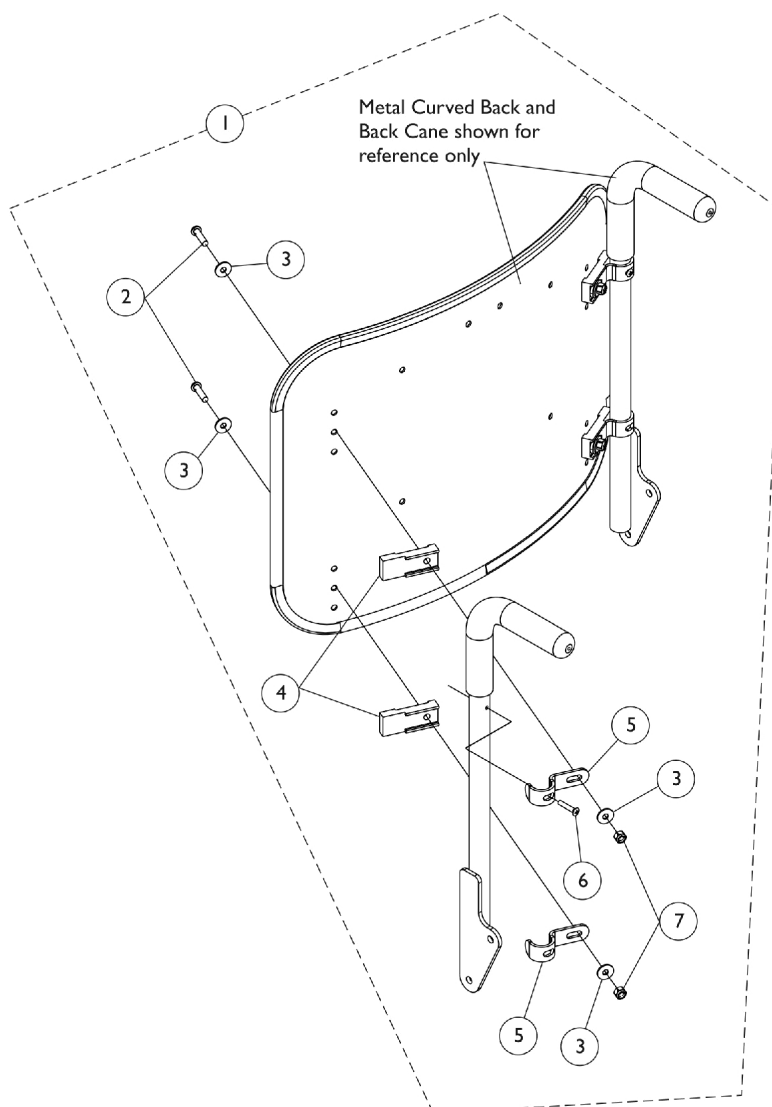
ABS Curved Back Mounting Hardware



ABS Curved Back Mounting Hardware

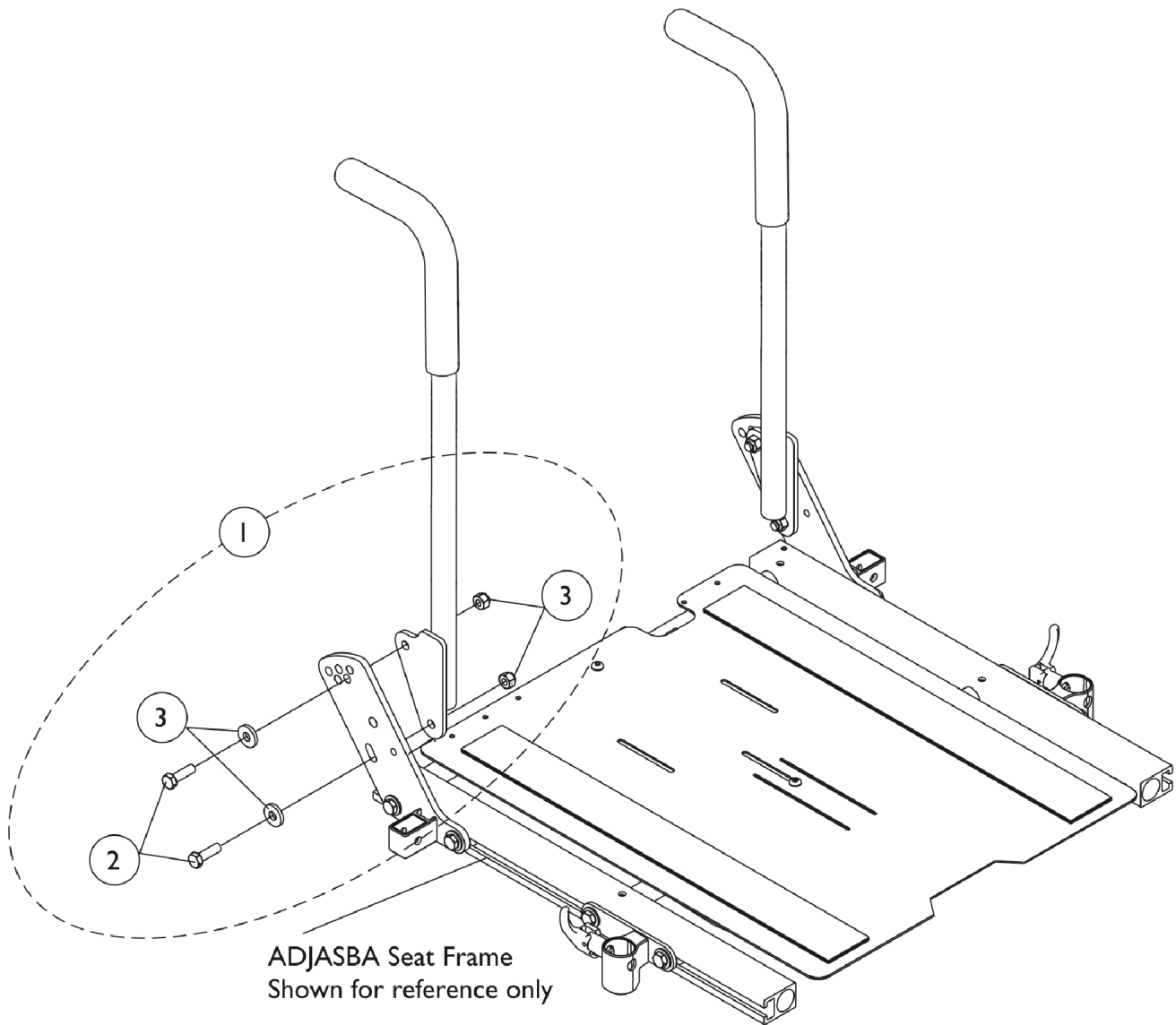
Item Number	Note	Part Number	Description	Quantity Per	
				Package	Assembly
1	A	1106395-NLA	NLA - Kit, ABS Curved Back Mounting Hardware	1	1
2			NLA - Screw, Socket Flat Head (1/4-20 x 1-1/4")	1	4
3			Hook, Back Assembly Mounting	1	4
4			Locknut (1/4-20)	1	4
5			NLA - Screw, Phillips Oval Head (#10-16 x 7/8")	1	2
6			NLA - Spacer, Back Pan, Black	1	4
NOTE: A - Includes items 2-6					

Metal Curved (16-20" Wide) Back Mounting Hardware



Item Number	Note	Part Number	Description	Quantity Per	
				Package	Assembly
1	A	1157925	Kit, Metal Curved and Curve Contoura Back Mounting Hardware	1	1
2			Spacer, Back Pan, Black	1	4
3			Hook, Back Assembly Mounting	1	4
4			Screw, Socket Button Head (1/4-20 x 1")	1	4
5			Washer (1/4 x 23/32 x 1/16")	1	8
6			NLA - Screw, Phillips Oval Head (#10-16 x 7/8")	1	2
7			Locknut (1/4-20)	1	4
NOTE: A - Includes items 2-7					

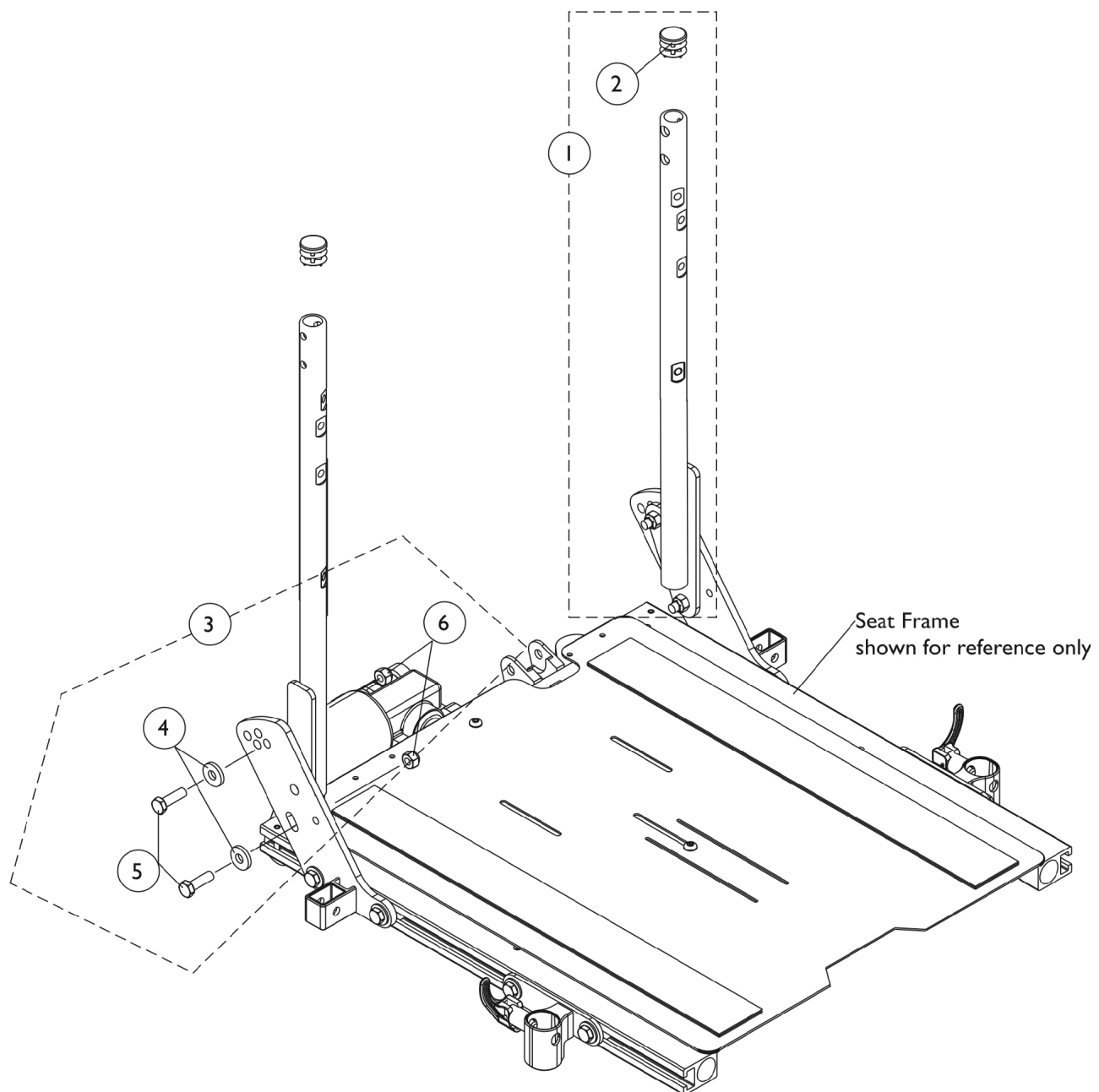
Back Cane Mounting Hardware For Round Canes



Back Cane Mounting Hardware For Round Canes

Item Number	Note	Part Number	Description	Quantity Per	
				Package	Assembly
1	A	1135999	Kit, Back Cane Mounting Hardware (Pair)	1	1
2			Screw, Hex Head (5/16-18 x 1")	1	4
3			Washer, Flat (21/64 x 53/64 x 7/64")	1	4
4			Locknut (5/16-18)	1	4
NOTE: A - Includes items 2-4.					

Solid Straight Back Canes w/o Push Handles and Mounting Hardware Conventional Tilt

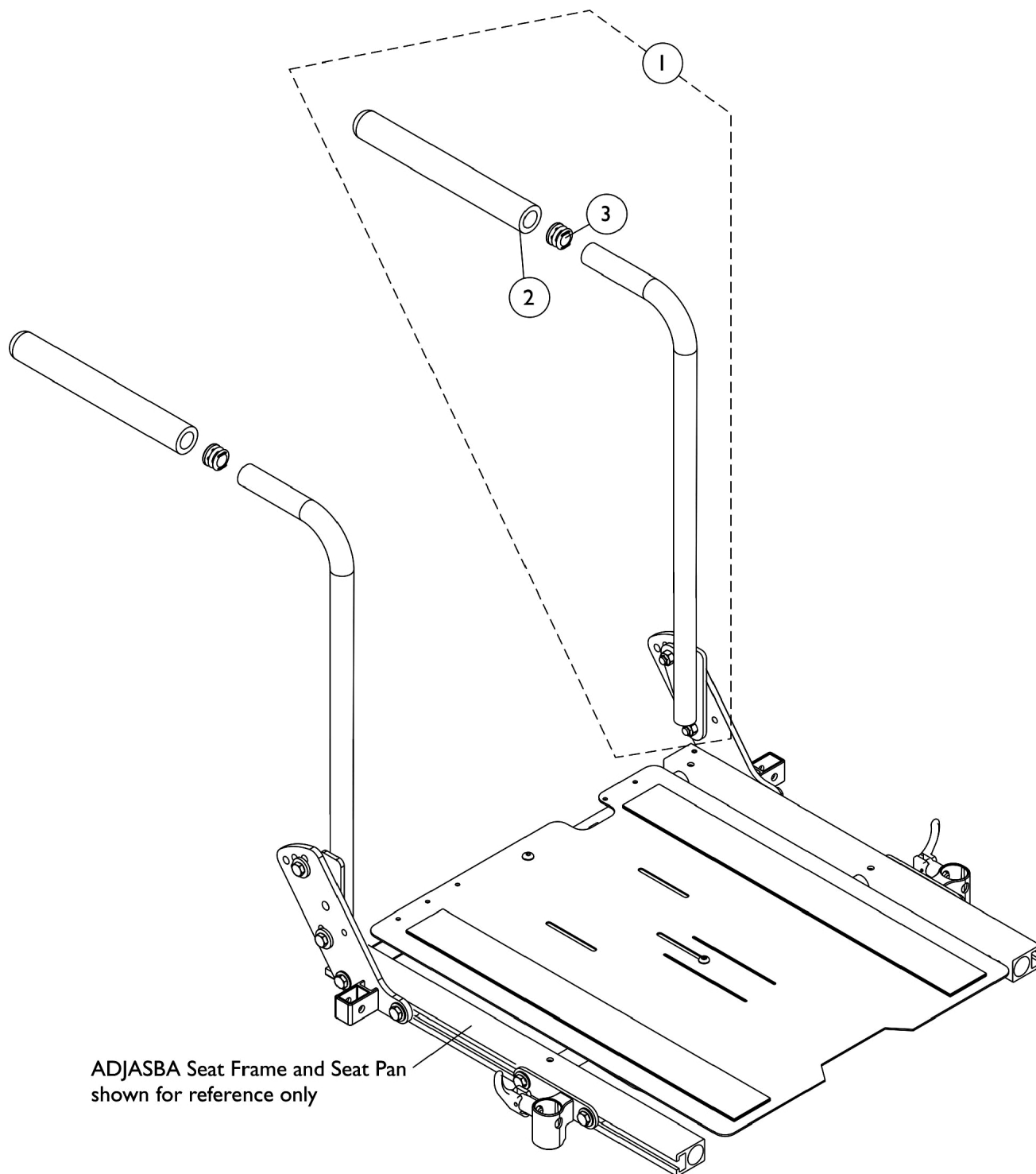


Solid Straight Back Canes w/o Push Handles and Mounting Hardware Conventional Tilt

Item Number	Note	Part Number	Description	Quantity Per	
				Package	Assembly
1	A	1128394-NLA	NLA - Kit, Back Cane w/o Push Handle, Solid Straight w/ Plug Button - Right	1	1
1	A	1128395-NLA	NLA - Kit, Back Cane w/o Push Handle, Solid Straight w/ Plug Button - Left	1	1
1	A	1128396-NLA	NLA - Kit, Back Canes w/o Push Handle, Solid Straight w/ Plug Button (Pair)	1	1
2		1027097	Plug Button, Black (3/4")	1	1
3	B	1125733	Kit, Solid Straight Back Cane w/o Push Handle, Mounting Hardware	1	1
4			Washer, Flat (21/64 x 53/64 x 7/64")	1	2
5			Screw, Hex Head (5/16-18 x 1")	1	2
6			Locknut (5/16-18)	1	2
4		1079247	Washer, Flat (21/64 x 53/64 x 7/64")	1	2
5		1028478-NLA	NLA - Screw, Hex Head (5/16-18 x 1-1/4")	1	2
6		1026158	Locknut (5/16-18)	1	2
NOTE: A - Back height from the seat pan to the top of the back cane will measure approximately 20-1/2" high. B - Includes items 4-6					

Back Canes

(Contoura Back, ABS & Metal Curved Back and Tilt w/ BPO Option)



Back Canes

(Contoura Back, ABS & Metal Curved Back and Tilt w/ BPO Option)

Item Number	Note	Part Number	Description	Quantity Per	
				Package	Assembly
1	A	See Chart	#1 Back Cane Assemblies	1	1
2		1135506	Package, Foam Hand Grip (9" L)	10	1
3		1134426	Package, Plug Button, Black (3/4")	10	1
NOTE: A - Includes the Back Cane and items 2 and 3					

#1 Back Cane Assemblies

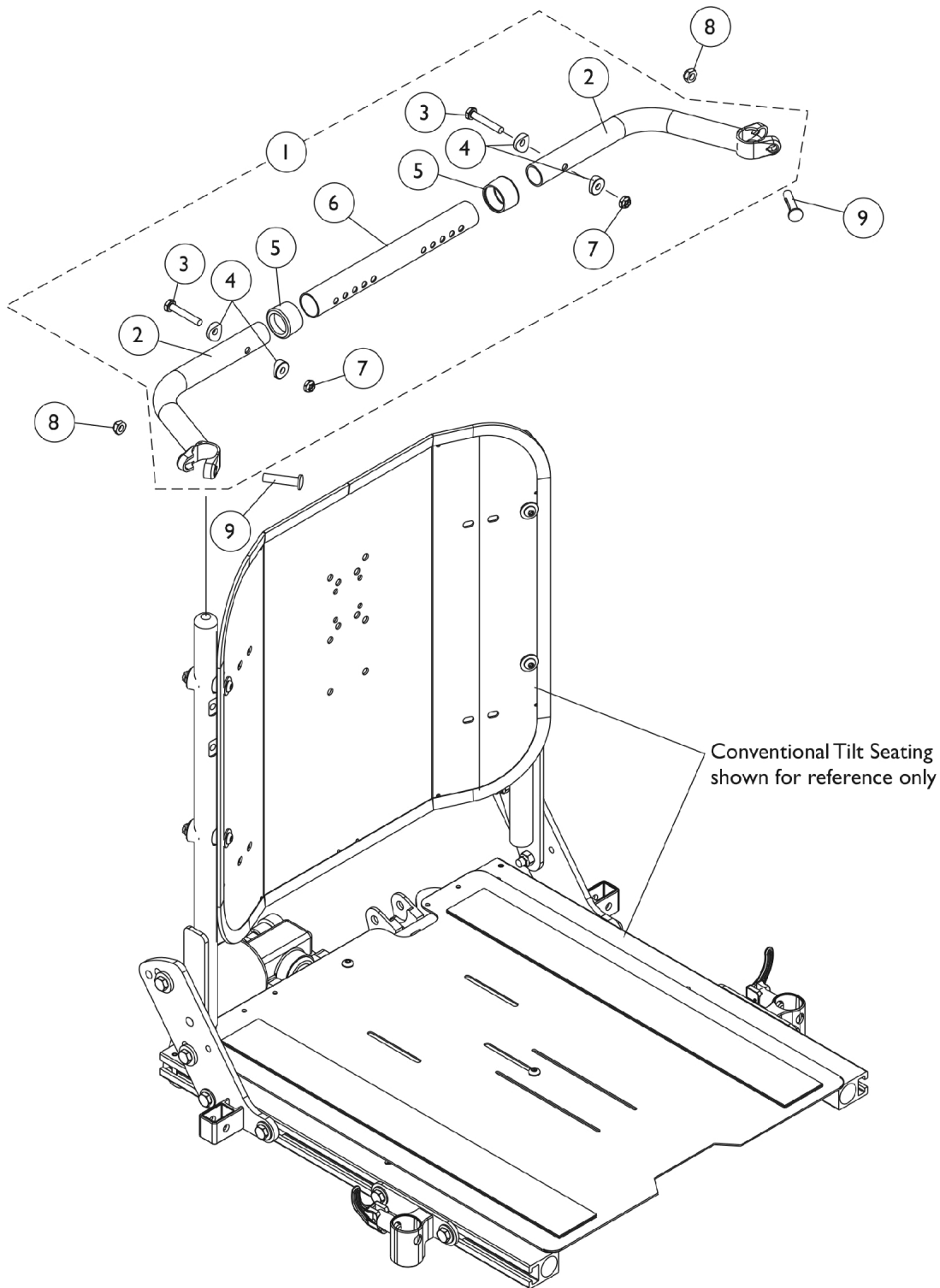
Back Height	Back Cane- Push Handle Straight Right	Back Cane- Push Handle Straight Left
16"	1133793	1133794
17"	1133795	1133796
18"	1143334	1143335
19"	See Note(s) C	See Note(s) C
20"	1133799	1133800
See Note(s) C	1133801	1133802
21"	See Note(s) D, B	See Note(s) D, B
22"	1136011	1136012
23"	See Note(s) A	See Note(s) A
24"	1136013	1136014
	See Note(s) A	See Note(s) A
	1136015	1136016
	See Note(s) A	See Note(s) A
	1136017	1136018
	See Note(s) A	See Note(s) A

NOTE: A - 21"-24" high straight back canes with push handles are only offered On-Chair when a BPO Option is ordered
 B - All (20"-24" high ABS Curved Backs) or (20"-26" high Metal Curved Backs) ordered On-Chair will use the 20" high straight cane w/ push handle
 C - Wheelchairs manufactured before 5/15/09 with a Contoura Back 25" or 29" high and wheelchairs manufactured after 5/14/09 with a Curve Contoura Back 22" high will use the 18" high Straight Back Cane w/ Push Handle.
 D - Wheelchairs manufactured after 5/14/09 with a Curve Contoura Back 25" or 28" high will use the 20" high Straight Cane w/ Push Handle.

NOTE: Back Cane Assemblies include Foam Grips and Plug Buttons where shown

Spreader Bar Assembly

Conventional Tilt

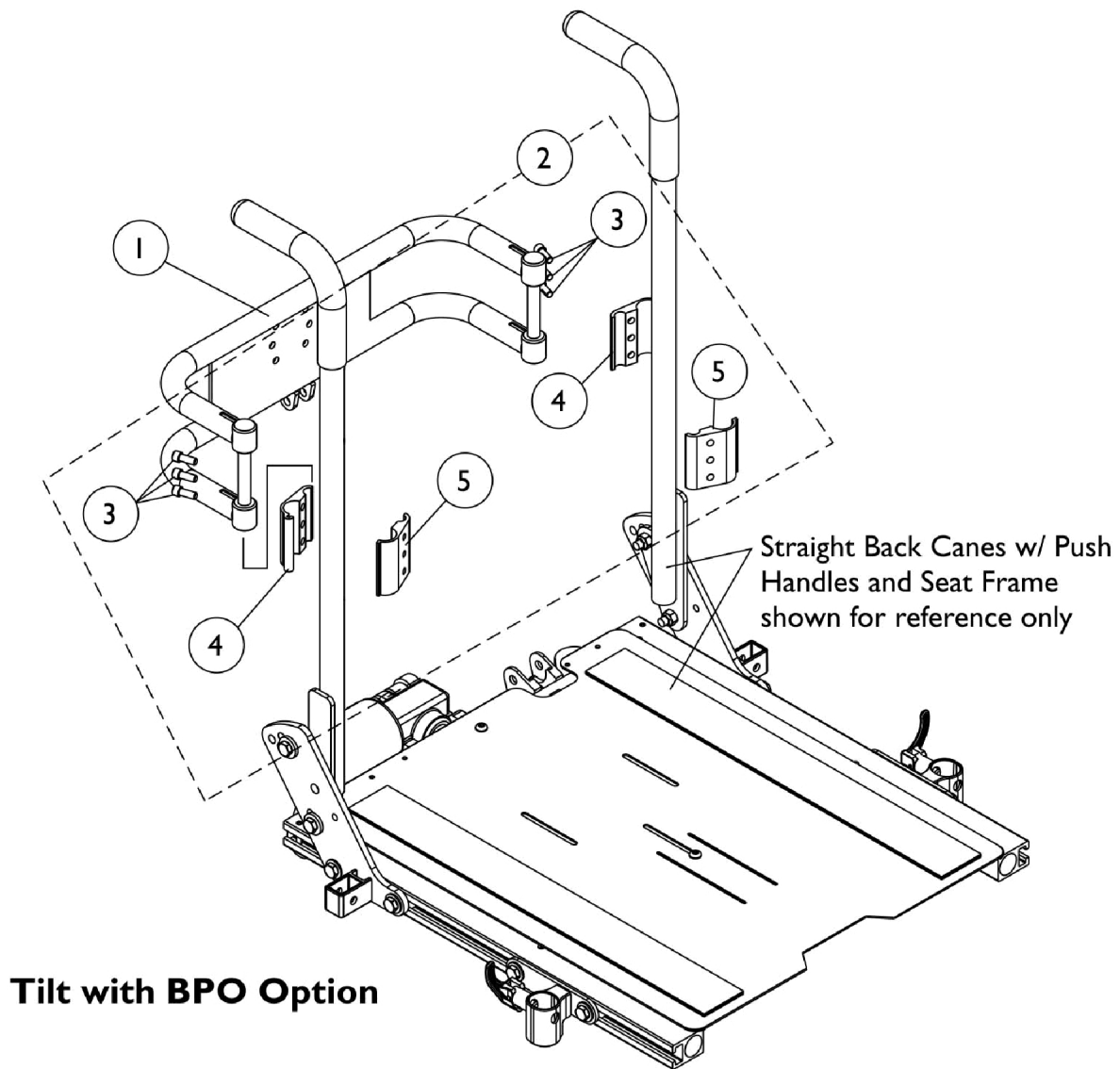


Spreader Bar Assembly Conventional Tilt

Item Number	Note	Part Number	Description	Quantity Per	
				Package	Assembly
1	A	1125709	Kit, Spreader Bar Assembly (16"-20" Wide)	1	1
2			NLA - Handle, Spreader Bar, Black	1	2
3			Screw, Hex Head (1/4-20 x 1-1/2")	1	2
4			Spacer, Coved (1/4 x 11/16 x 1/2")	1	4
5			Anti-Rattle (1")	1	2
6			Tube, Spreader Bar, Adjustable, Black (16 - 20" W)	1	1
7			Locknut (1/4-20)	1	2
8		1025730	Locknut (5/16-24)	1	2
9		1031026	Screw w/ Lug (5/16-24 x 1-3/8")	1	2
NOTE: A - Includes items 2-7					

Spreader Bar Assembly, Double

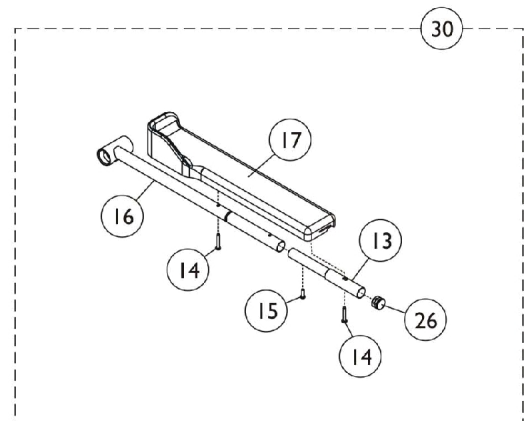
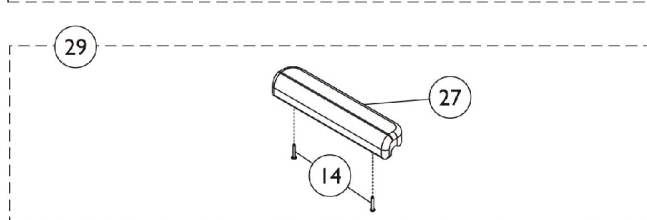
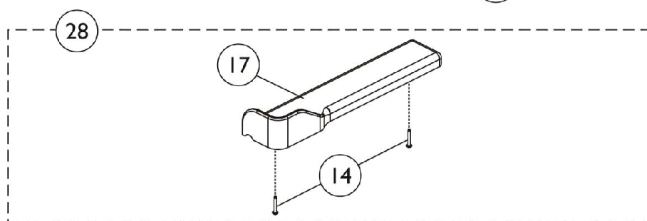
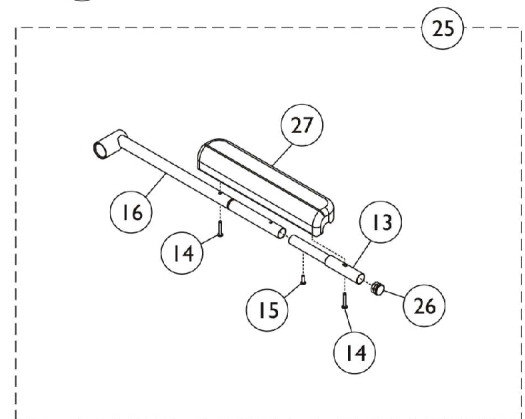
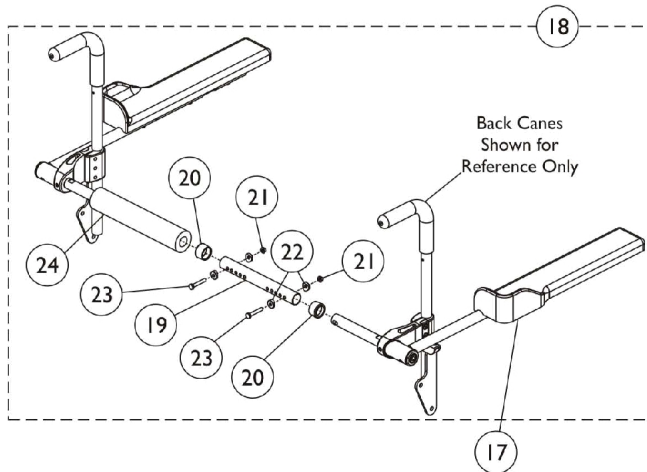
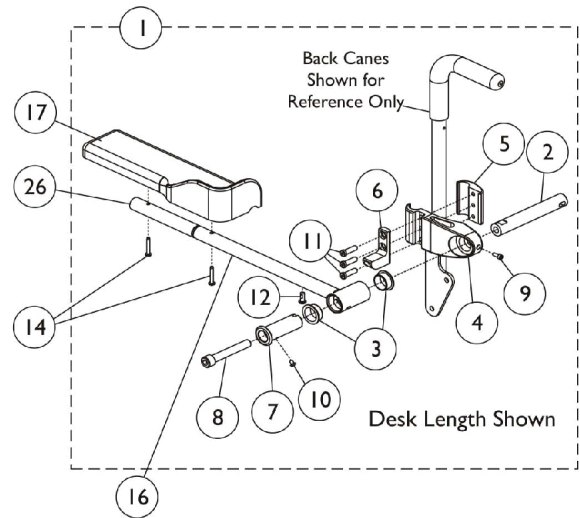
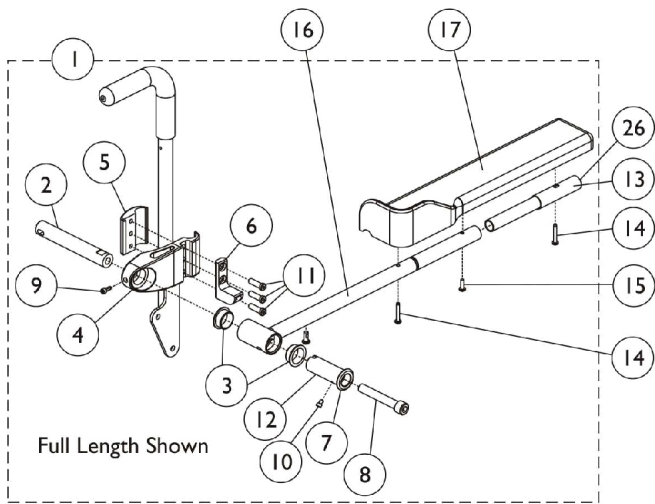
For Tilt w/ BPO Option



Spreader Bar Assembly, Double For Tilt w/ BPO Option

Item Number	Note	Part Number	Description	Quantity Per	
				Package	Assembly
1		0013602	Bar, Push, Black (16" W)	1	1
1		0013702	Bar, Push, Black (17" W)	1	1
1		0013802	Bar, Push, Black (18" W)	1	1
1		0013902	Bar, Push, Black (19" W)	1	1
1		0014002	Bar, Push, Black (20" W)	1	1
2		1125761	Kit, Double Spreader Bar Mounting Hardware	1	1
3			Screw, Socket Head (1/4-20 x 5/8")	1	6
4			Half Clamp, Threaded Holes (7/8" Dia. Back Canes)	1	2
5			Half Clamp, Un-Threaded Holes (7/8" Dia. Back Canes)	1	2

Cantilever Arms



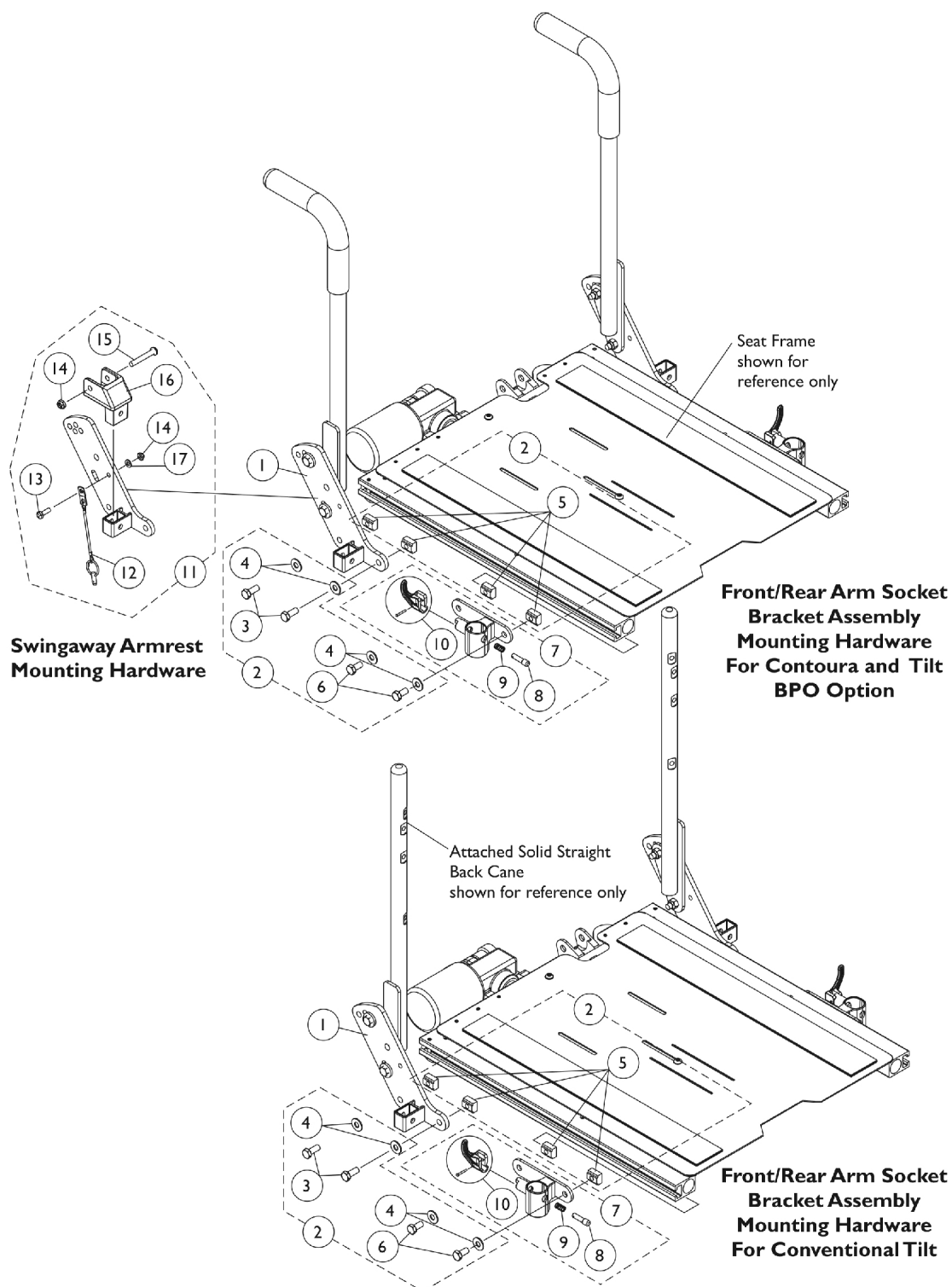
Cantilever Arms

Item Number	Note	Part Number	Description	Quantity Per	
				Package	Assembly
1	A	1161126	Cantilever Arm Hardware, Full Length - Right	1	1
1	A	1161127	Cantilever Arm Hardware, Full Length - Left	1	1
1	A	1161128	Cantilever Arm Hardware, Desk Length - Right	1	1
1	A	1161129	Cantilever Arm Hardware, Desk Length - Left	1	1
2		1161235	Pivot, Black	1	1
3		1160902	Bearing, Flange	1	2
4		1161232	Clamp, Black	1	1
5		1161233	Clamp, Block, Black	1	1
6		1162791	Tab, Stop, Black	1	1
7		1162515	Bushing, Pivot Arm	1	1
8		1162804-NLA	NLA - Screw, Socket Head w/ Patch (1/2-13 x 3-3/4")	1	1
9		1113438-NLA	NLA - 3Screw, Socket Head (#10-32 x 1/2")	1	1
10		1161708-NLA	NLA - Screw, Socket Button Head (10-32 x 1/4")	1	2
11		1114962-NLA	NLA - Screw, Socket Head (5/16-18 x 1")	1	3
12		1025342-NLA	NLA - Screw, Button Head (1/4-20 x 5/8")	1	1
13		0028202	Tube, Extension, Full Length	1	1
14		1107155	Screw, Phillips Pan Head Tap (#10-32 x 1-1/4")	1	2
15		1028755	Screw, Phillips Pan Head (#10-32 x 5/8")	1	1
16		1160904	Tube, Arm, Waterfall - Right	1	1
16		1160905	Tube, Arm, Waterfall - Left	1	1
16		1161701	Tube, Arm, Recline - Right	1	1
16		1161702	Tube, Arm, Recline - Left	1	1
17		1082910	Pad, Arm w/ Elbow Stop, Desk Length, Urethane, Black - Right (13" L x 3" W)	1	1
17		1082911	Pad, Arm w/ Elbow Stop, Desk Length, Urethane, Black - Left (13" L x 3" W)	1	1
17		1082912	Pad, Arm w/ Elbow Stop, Full Length, Urethane, Black - Right (17" L x 3" W)	1	1
17		1082913	Pad, Arm w/ Elbow Stop, Full Length, Urethane, Black - Left (17" L x 3" W)	1	1
18	B	1161557	Cantilever Spreader Arm Assembly (16 - 20" W)	1	1
18	B	1161558	Cantilever Spreader Arm Assembly (20 - 24" W)	1	1
19		1120280	Tube, Spreader Bar, Adjustable, Black (16 - 20" W)	1	1
19		1120281	Tube, Spreader Bar, Adjustable, Black (20 - 24" W)	1	1
20		15680X013	Anti-Rattle (1")	1	2
21		1025195	Locknut (1/4-20)	1	2
22		1026099	Spacer, Coved (1/4 x 11/16 x 1/2")	1	4
23		1030949	Screw, Hex Head (1/4-20 x 1-1/2")	1	2
24		1127158	Cover, Spreader Bar (16-20" W)	1	1
24		1161930	Cover, Spreader Bar (20-24" W)	1	1
25	C	1161972	Cantilever Arm Assembly w/ Arm Pad, Full Length - Right	1	1
25	C	1161973	Cantilever Arm Assembly w/ Arm Pad, Full Length - Left	1	1

Cantilever Arms

Item Number	Note	Part Number	Description	Quantity Per	
				Package	Assembly
25	H	1161976	Cantilever Arm Assembly w/ Arm Pad, Desk Length - Right	1	1
25	H	1161977	Cantilever Arm Assembly w/ Arm Pad, Desk Length - Left	1	1
26		1027095	Plug Button, Black (7/8")	1	1
27	I	See Note	See Footnote	1	1
28	D	1090190	Kit, Arm Pad w/ Screws and Elbow Stop, Desk Length, Urethane, Black (13" L x 3" W) (Pair)	1	1
28	D	1090191	Kit, Arm Pad w/ Screws and Elbow Stop, Full Length, Urethane, Black (17" L x 3" W) (Pair)	1	1
29	E	1117327	Kit, Arm Pad w/ Screws, Desk Length, Urethane Waterfall, Black (9" L x 2-5/8" W)	1	1
29	E	1117328	Kit, Arm Pad w/ Screws, Full Length, Urethane Waterfall, Black (13" L x 2-5/8" W)	1	1
30	F	1161974	Cantilever Arm Assembly w/ Arm Pad, Recline, Full Length - Right	1	1
30	F	1161975	Cantilever Arm Assembly w/ Arm Pad, Recline, Full Length - Left	1	1
30	G	1161978	Cantilever Arm Assembly w/ Arm Pad, Recline, Desk Length - Right	1	1
30	G	1161979	Cantilever Arm Assembly w/ Arm Pad, Recline, Desk Length - Left	1	1
NOTE: A - Includes items 2-12. B - Includes items 19-24. C - Includes items 13-16, 26 and 27. D - Includes items 14 and 17. E - Includes items 14 and 27. F - Includes items 13-17 and 26. G - Includes items 14, 16, 17 and 26. H - Includes items 14, 16, 26 and 27. I - Part not sold separately. See item 29.					

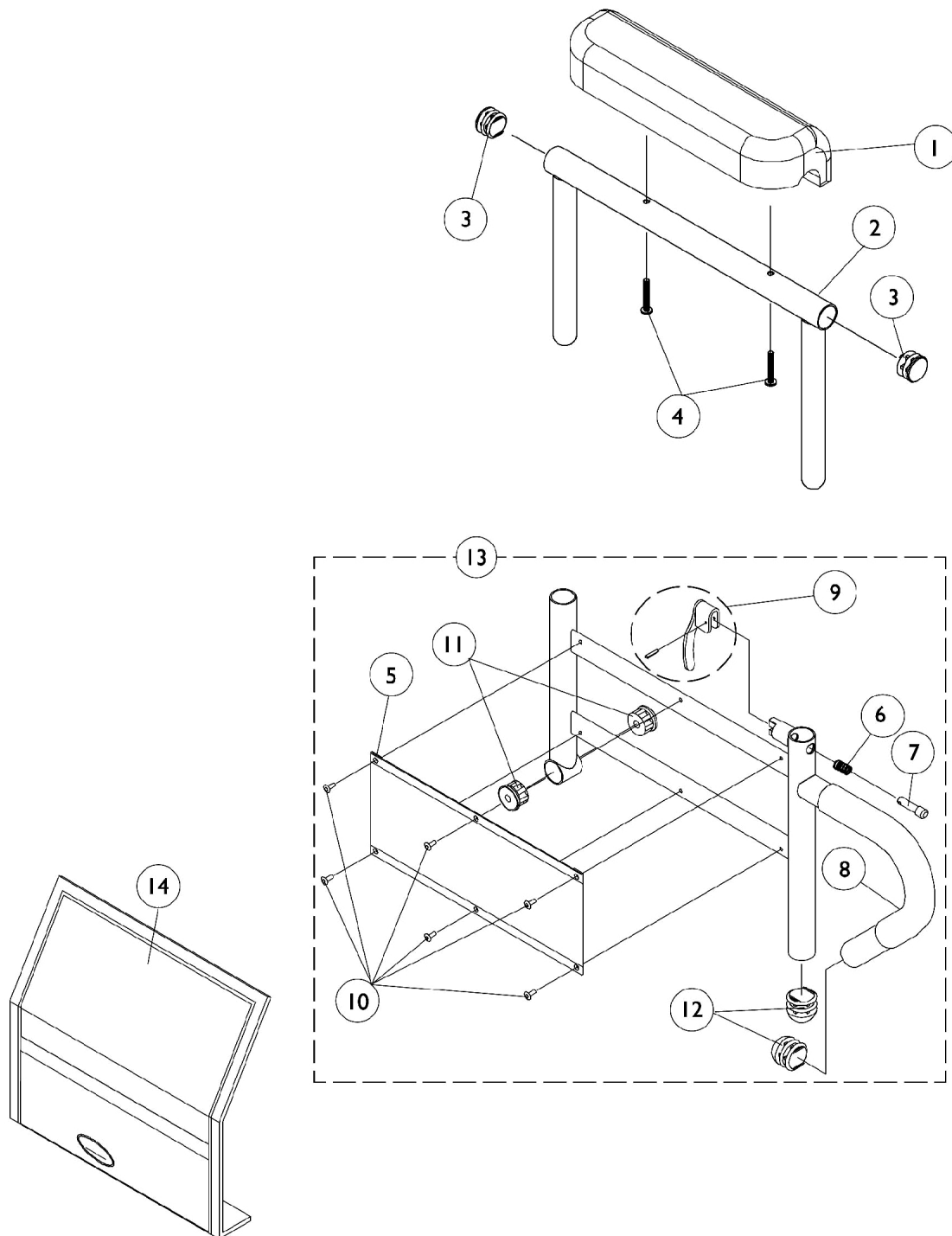
Arm Mounting Hardware



Arm Mounting Hardware

Item Number	Note	Part Number	Description	Quantity Per	
				Package	Assembly
1		1125478	Bracket, Arm Socket/Cane, Rear - Right	1	1
1		1125479	Bracket, Arm Socket/Cane, Rear - Left	1	1
2	A	1125734	Kit, Front/Rear Arm Socket Assembly Mounting Hardware	1	1
3			Screw, Hex Head w/ Patch (5/16-18 x 3/4")	1	2
4			Washer, Steel (5/16 x 3/4 x 1/16")	1	4
5			T-Nut (5/16-18)	1	4
6			Screw, Hex Head w/ Patch (5/16-18 x 5/8")	1	2
7	B	1122619	Socket, Arm, Front - Right	1	1
7	B	1122620	Socket, Arm, Front - Left	1	1
8		1028594	Pin, Arm Lock, Black	1	1
9		47471X074	Spring, Arm Lock	1	1
10		1090768	Kit, Lock Handle w/Rivets (Pair)	2	1
11	C	1125736	Kit, Swingaway Armrest Mounting Hardware	1	1
12			Pin, Pull	1	1
13			Screw, Hex Head w/ Patch (1/4-20 x 3/4")	1	1
14			Locknut (1/4-20)	1	2
15			Screw, Socket Button Head (1/4-20 x 1-5/8")	1	1
16			Clevis, Pivot	1	1
17			Washer (1/4 x 1/2 x 1/16")	1	1
NOTE: A - Includes items 3-6 B - Includes Front Arm Socket and items 8-10 C - Includes items 12-17					

Adjustable Height Arms without Mounting Hardware



Adjustable Height Arms without Mounting Hardware

Item Number	Note	Part Number	Description	Quantity Per	
				Package	Assembly
1		1117328	Kit, Arm Pad w/ Screws, Full Length, Urethane Waterfall, Black (13" L x 2-5/8" W)	1	1
1		1110818	Kit, Arm Pad w/ Screws, Full Length, Urethane Waterfall, Black (13" L x 2-5/8" W) (Pair)	2	1
1		1117327	Kit, Arm Pad w/ Screws, Desk Length, Urethane Waterfall, Black (9" L x 2-5/8" W)	1	1
1		1110817	Kit, Arm Pad w/ Screws, Desk Length, Urethane Waterfall, Black (9" L x 2-5/8" W) (Pair)	2	1
2		1071253	Arm Tube Assembly w/ Plug Buttons, Full Length, Black - Right/Left	1	1
2		1070859	Arm Tube Assembly w/ Plug Buttons, Desk Length, Black - Right/Left	1	1
3		1027095	Plug Button, Black (7/8")	1	2
4		1094270-NLA	NLA - Package, Screw, Phillips Pan Head (#10-32 x 1-1/4")	2	1
5		1064130-NLA	NLA - Guard, Clothing	1	1
6		47471X074	Spring, Arm Lock	1	1
7		1028594	Pin, Arm Lock, Black	1	1
8		1032244	Grip, Foam Hand (9" L)	1	1
9		1090768	Kit, Lock Handle w/Rivets (Pair)	2	1
10		1028645	Rivet	1	6
11		1065936	Plug, Pivot	1	2
12		1067734	Plug Button, Black (5/8")	1	2
13	A	1068416	Arm Base Assembly, Black - Right (16-19" D)	1	1
13	A	1068417	Arm Base Assembly, Black - Left (16-19" D)	1	1
13	A	1067761	Arm Base Assembly, 1" Lower, Black - Right (16-19" D)	1	1
13	A	1067762	Arm Base Assembly, 1" Lower, Black - Left (16-19" D)	1	1
14		1035065	Cover, Clothing Guard w/ Pocket, FXDESK & ADJFULL/ADJDESK	1	1

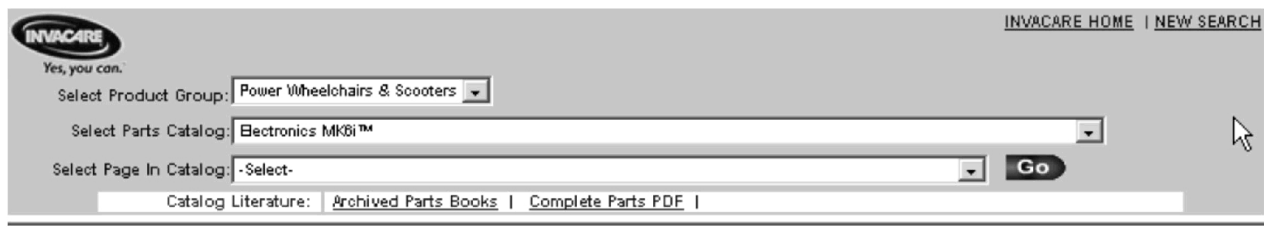
NOTE: A - All seat depths will use the 16-19" deep replacement components only.

MK6i Electronics

If you are looking for **MK6i™ Electronics** introduced to the Formula CG Tilt (CGT) on Pronto M5I Powered Wheelchair
The parts catalog information is now divided into two separate catalogs.

Web Page

The MK6i™ Electronics information can be found on the Invacare web page by selecting “Electronics MK6i™” in the “Select Parts Catalog” drop down menu.



The screenshot shows the Invacare website's search interface. At the top left is the Invacare logo with the tagline "Yes, you can." At the top right are links for "INVACARE HOME" and "NEW SEARCH". Below the logo, there are three dropdown menus: "Select Product Group:" with "Power Wheelchairs & Scooters" selected, "Select Parts Catalog:" with "Electronics MK6i™" selected, and "Select Page In Catalog:" with "-Select-" selected. To the right of these menus is a "Go" button. Below the dropdowns is a "Catalog Literature:" section with links for "Archived Parts Books" and "Complete Parts PDF".

Printed Catalog

The MK6i™ Electronics information can be found in printed copy at our Literature Fulfillment Center listed under form # 06-110 and titled “MK6i™ Electronics”.

Front Rigging Reference Chart

Support Assemblies

Front Rigging	Black Right	Black Left	Chrome Right	Chrome Left
PHW93	1114755	1114756	N/A	N/A
PHAL4A	N/A	N/A	1114761	1114762

PHW93

Pivot/Slide Tubes with Footplates

Chair Width	Extra Large Aluminum (1350)	Adjustable Angle (AT5543)	Composite (1651)
16" Wide Right	1026395	1062756	1057869
16" Wide Left	1026396	1062757	1057870
17-20" Wide Right	1026395	1062756	1057879
17-20" Wide Left	1026396	1062757	1057880

NOTE: Pivot/Slide Tube Mounting Hardware is Not Included.

PHAL4A

Pivot/Slide Tubes with Footplates

Chair Width	Std. Aluminum	Extra Large Aluminum (1350)
16-20" Wide Right	1023907	1035456
16-20" Wide Left	1023908	1035457

NOTE: Pivot/Slide Tube Mounting Hardware is Not Included.

Front Rigging Reference Chart

PHW93 (2" and 4" Longer)

Pivot/Slide Tubes with Footplates

Footplate Type	16-20" Wide Right	16-20" Wide Left
Extra Large Aluminum (1350) 2" Longer	1086515	1086517
Extra Large Aluminum (1350) 4" Longer	1086516	1086518
Adjustable Angle (AT5543) 2" Longer	1062760	1062761

NOTE: Pivot/Slide Tube Mounting Hardware is not Included.

PHW93 (2" and 4" Longer)

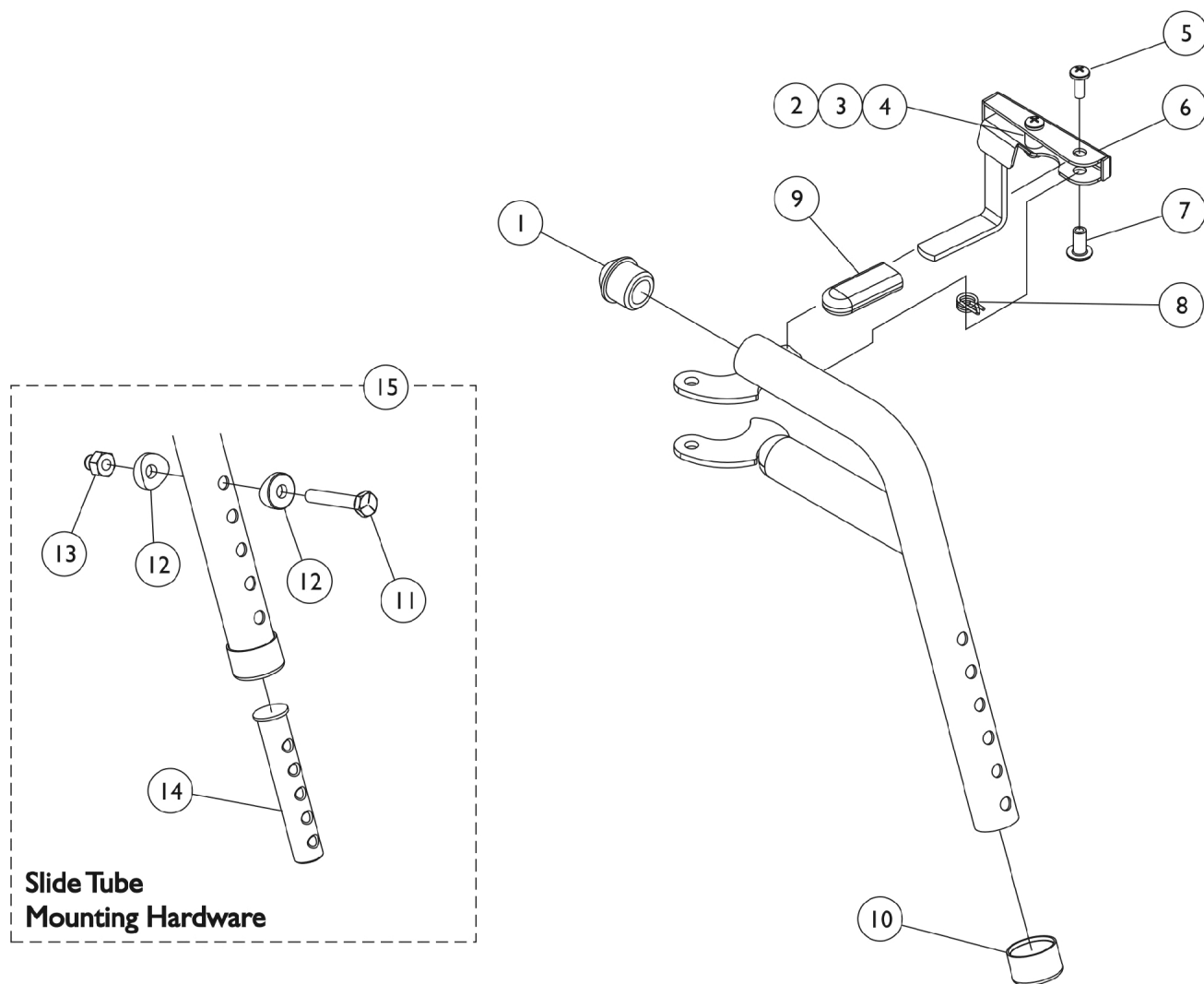
Pivot/Slide Tubes with Footplates

Footplate Type	16" Wide Right	16" Wide Left	17"-20" Wide Right	17"-20" Wide Left
Composite (1651) 2" Longer	1057871	1057872	1057881	1057882
Composite (1651) 4" Longer	1058421	1058422	1058423	1058424

NOTE: Pivot/Slide Tube Mounting Hardware is not Included.

PHW93 (Hemi) Footrest Supports

Black



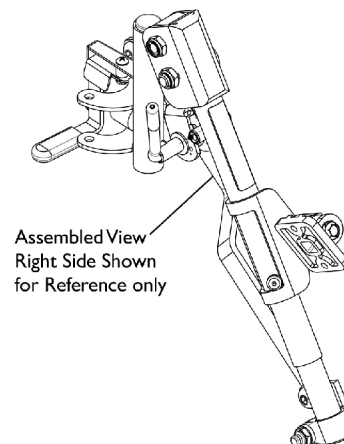
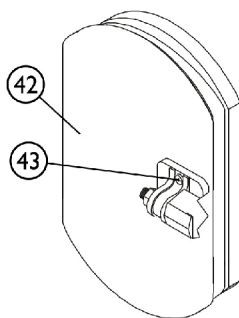
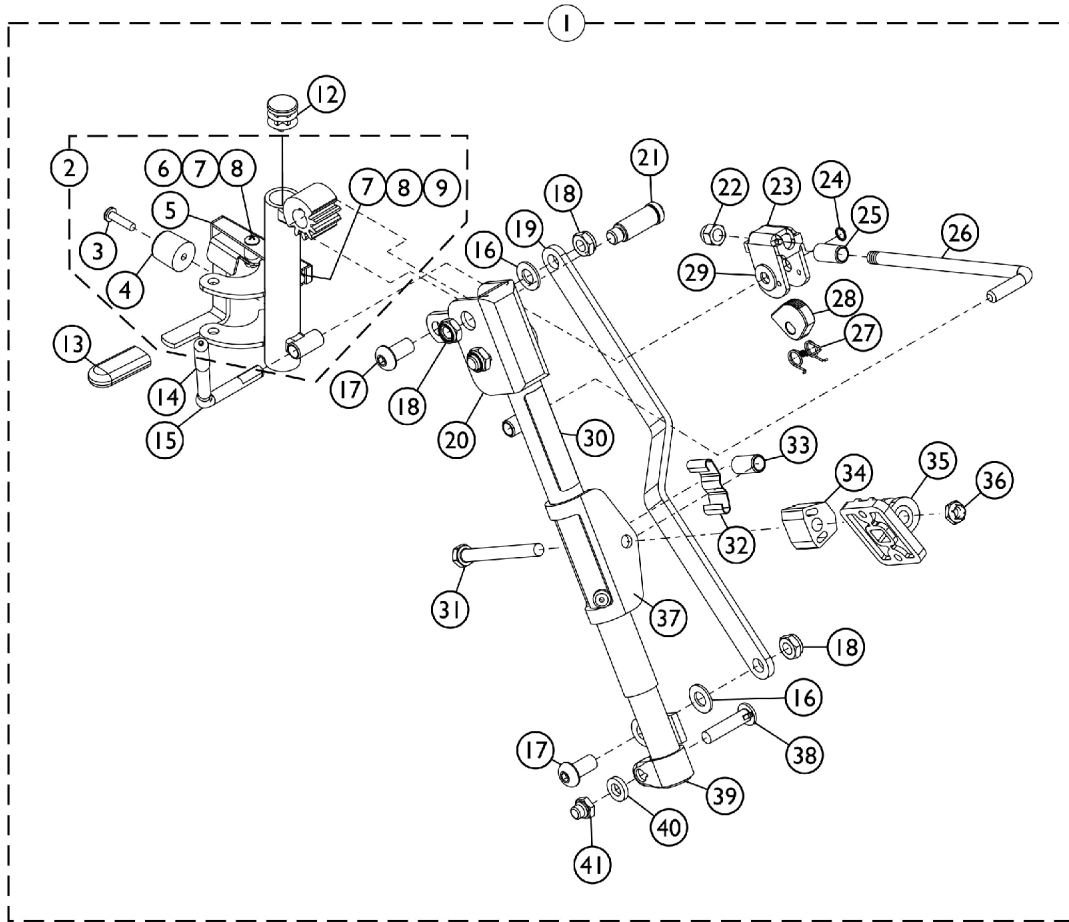
PHW93 (Hemi) Footrest Supports Black

Item Number	Note	Part Number	Description	Quantity Per	
				Package	Assembly
1		1020719	Anti-Rattle, Black	1	1
2		1025716	Screw, Phillips Pan Head (#10-32 x 11/16")	1	1
3		47565X057	Bushing (7/32 x 3/8 x 11/32")	1	1
4		1025735	Locknut (#10-32)	1	1
5		1026114	Screw, Phillips Pan Head (#10-32 x 1/2")	1	1
6	A	1114749-NLA	NLA - Handle, Release, Black - Right	1	1
6	A	1114750-NLA	NLA - Handle, Release, Black - Left	1	1
7		1028846-NLA	NLA - Rivnut (#10-32)	1	1
8		1028707	Spring, Release - Right	1	1
8		1028708	Spring, Release - Left	1	1
9		1006490	Tip, Plastic, Black	1	1
10		15680X012	Collar, Anti-Rattle (7/8")	1	1
11		1070759	Screw, Hex Head (1/4-20 x 1-1/2")	1	1
12		1026099	Spacer, Coved (1/4 x 11/16 x 1/2")	1	2
13		1044214	Nut, Hex with Nylon Cap (1/4-20)	1	1
14	C	1020534	Insert, Threaded	1	1
15		1074143	Kit, Slide Tube Mounting Hardware	1	1
	B	1114755	Footrest Support Assembly, Hemi, Black - Right	1	1
	B	1114756	Footrest Support Assembly, Hemi, Black - Left	1	1
NOTE: A - Includes items 2-4 B - Not Shown C - As of 8/15/03, the Threaded Insert was revised from 3 to 5 Holes. Threaded Insert is Backward Compatible and does not require ordering in Pairs.					

PHAL4A (Hemi) Articulating Legrest Supports

Chrome

Due to a change to the Legrest Calf Pad size made on 4/23/12, you must also order the hardware kit (1068649) when ordering replacement Calf Pads.



SCP_001A

PHAL4A (Hemi) Articulating Legrest Supports

Chrome

Due to a change to the Legrest Calf Pad size made on 4/23/12, you must also order the hardware kit (1068649) when ordering replacement Calf Pads.

Item Number	Note	Part Number	Description	Quantity Per	
				Package	Assembly
1	B	1114761	Legrest Support Assembly, Articulating, Hemi, Chrome - Right	1	1
1	B	1114762	Legrest Support Assembly, Articulating, Hemi, Chrome - Left	1	1
2	C,F	1114759-NLA	NLA - Tube, Legrest Support, Hemi, Chrome - Right	1	1
2		1114760	Tube, Legrest Support, Hemi, Chrome - Left	1	1
3		1030979	Screw, Phillips Pan Head Tap (#10-32 x 3/4")	1	1
4		1022874	Bumper	1	1
5		1114751-NLA	NLA - Handle, Release, Chrome - Right	1	1
5		1114752	Handle, Release, Chrome - Left	1	1
6		47565X057	Bushing (7/32 x 3/8 x 11/32")	1	1
7		60279X003	Locknut (#10-32)	1	1
8		40163X008	Screw, Phillips Pan Head (#10-32 x 11/16")	1	1
9		1008935	Spring, Release - Right	1	1
9		1008936	Spring, Release - Left	1	1
10		67005X000	Rivnut (#10-32)	1	1
11		40163X002	Screw, Phillips Round Head (#10-32 x 1/2")	1	1
12		1027097	Plug Button, Black (3/4")	1	1
13		1006490	Tip, Plastic, Black	1	1
14		1040060	Tip, Plastic, Black	1	1
15		1037126	Handle, Release	1	1
16		1049527	Washer, Nylon (3/8 x 3/4 x 1/16")	1	2
17		1022866-NLA	NLA - Screw, Socket Button Head (3/8-16 x 3/4")	1	2
18		40363X000	Hex Nut (3/8"-16)	1	3
19		1022846-NLA	NLA - Bar, Link, Black	1	1
20		1022877-NLA	NLA - Tube, Support and Drive Link, Chrome - Right	1	1
20		1022878-NLA	NLA - Tube, Support and Drive Link, Chrome - Left	1	1
21		1022854-NLA	NLA - Screw, Shoulder Slotted Head (1/2 x 1-1/8", 3/8-16)	1	1
22		10261X000	Nut, Acorn (5/16-24)	1	1
23		04528X002	Bracket, Release, Black	1	1
24		1040831	Ring, Snap	1	1
25		47328X003	Bushing, Pivot (5/16 x 7/16 x 7/8")	1	2
26		42326X004	Bar, Ratchet - Right/Left	1	1
27		1037485	Spring, Release	1	1
28		1037125	Cam, Legrest	1	1
29		1013519	Washer, Nylon (5/16 x 11/16 x 1/16")	1	1
30		1024911-NLA	NLA - Decal, Smartleg	1	1
31		1014807	Screw, Hex Head (5/16-24 x 3-1/4")	1	1
32		48823X008	Spring, Leaf	1	1
33		47328X003	Bushing, Pivot (5/16 x 7/16 x 7/8")	1	1
34		1025133	Spacer, Legrest Pad, Black	1	1

PHAL4A (Hemi) Articulating Legrest Supports

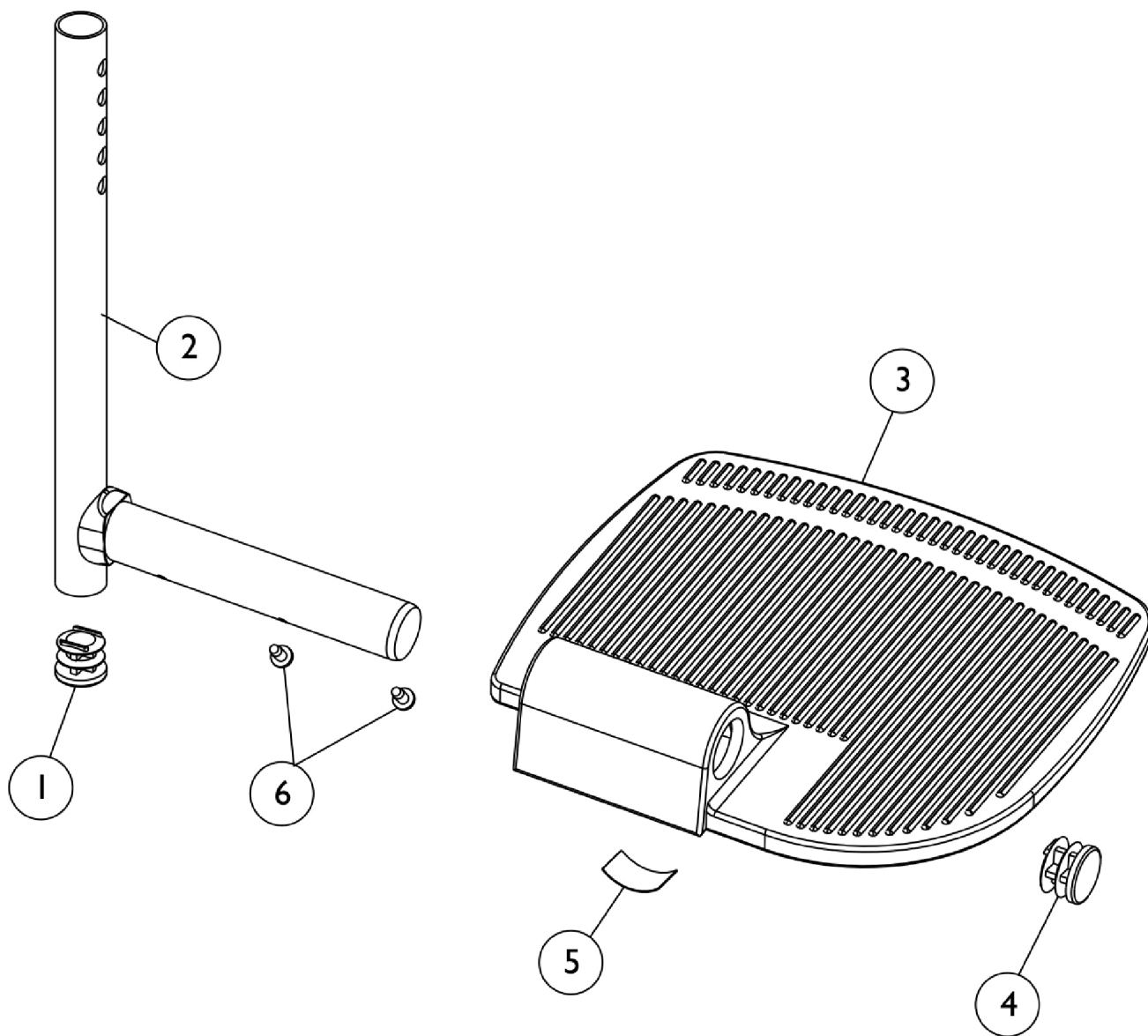
Chrome

Due to a change to the Legrest Calf Pad size made on 4/23/12, you must also order the hardware kit (1068649) when ordering replacement Calf Pads.

Item Number	Note	Part Number	Description	Quantity Per	
				Package	Assembly
35		04526X019	Plate, Legrest Pad	1	1
36		60264X001	Locknut (5/16-24)	1	1
37		1025104	Bracket, Legrest, Chrome	1	1
38		11232X009	Bolt, Lug (5/16-24 x 1-3/8")	1	1
39		1022848	Tube, Slide, Articulating, Chrome - Right	1	1
39		1022849	Tube, Slide, Articulating, Chrome - Left	1	1
40		1027377	Washer (#20)	1	1
41		1107321	Nut, Low Cap (5/16"-24)	1	1
42	A,E	8881091764	Pad, Legrest, Vinyl - Right/Left	1	1
43	D	1068649	Hardware, Legrest Pad	1	1
			Screw, Phillips Pan Head (#10-32 x 11/16")	1	2
			Screw, Phillips Pan Head (#10-32 x 1")	1	2
			Instruction Sheet, Legrest Pad Mtg.	1	1
NOTE: A - Specify upholstery color U67 black when ordering. B - Includes items 3-41 C - No Longer Available individually. See part # 1114761 for replacement. D - Item Includes Screws and Instruction Sheet. E - Due to a change to the Legrest Calf Pad size made on 4/23/12, you must also order the hardware kit (1068649) when ordering replacement Calf Pads. F - Includes items 3-9.					

Pivot/Slide Tube and Aluminum Footplate PHW93

Heel loops are not included. See footrest and legrest accessories.
For complete pivot/slide tube and footplate assemblies, see front riggings reference chart.



Pivot/Slide Tube and Aluminum Footplate

PHW93

Heel loops are not included. See footrest and legrest accessories.

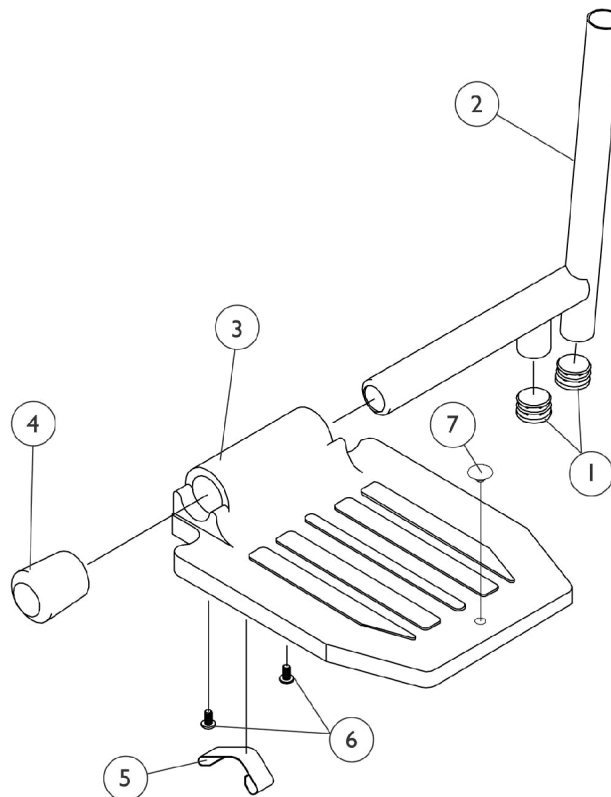
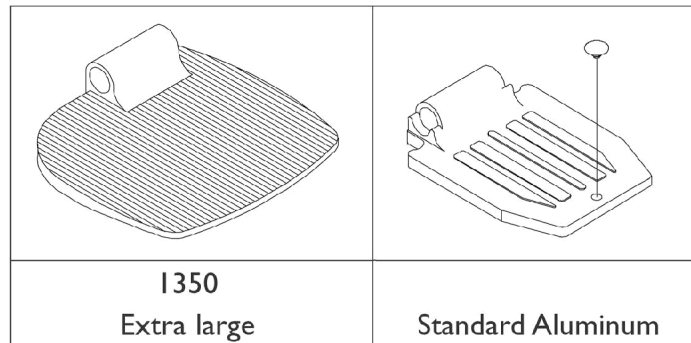
For complete pivot/slide tube and footplate assemblies, see front riggings reference chart.

Item Number	Note	Part Number	Description	Quantity Per	
				Package	Assembly
1		1027097	Plug Button, Black (3/4")	1	1
2		1048834	Pivot/Slide Tube w/ Plug Button, Black	1	1
2		1098906	Pivot/Slide Tube w/ Plug Button, Black (2" Longer)	1	1
2		1086482	Pivot/Slide Tube w/ Plug Button, Black (4" Longer)	1	1
3		44200X025	Footplate, Aluminum, Extra Large, Black - Right (8" W x 8-1/2" L)	1	1
3		44200X026	Footplate, Aluminum, Extra Large, Black - Left (8" W x 8-1/2" L)	1	1
4		1027095	Plug Button, Black (7/8")	1	1
5	A	1036123	Spring, Leaf	1	1
6		1025729	Screw, Phillips Pan Head Tap (#8-32 x 3/8")	1	2
NOTE: A - Use one or more leaf springs per assembly as required such that footplate may be moved by hand to the up-right position and remain in place.					

Pivot/Slide Tube and Aluminum Footplates

PHAL4A

Heel loops are not included. See footrest and legrest accessories.
For complete pivot/slide tube and footplate assemblies, see front riggings reference chart.



Pivot/Slide Tube and Aluminum Footplates

PHAL4A

Heel loops are not included. See footrest and legrest accessories.

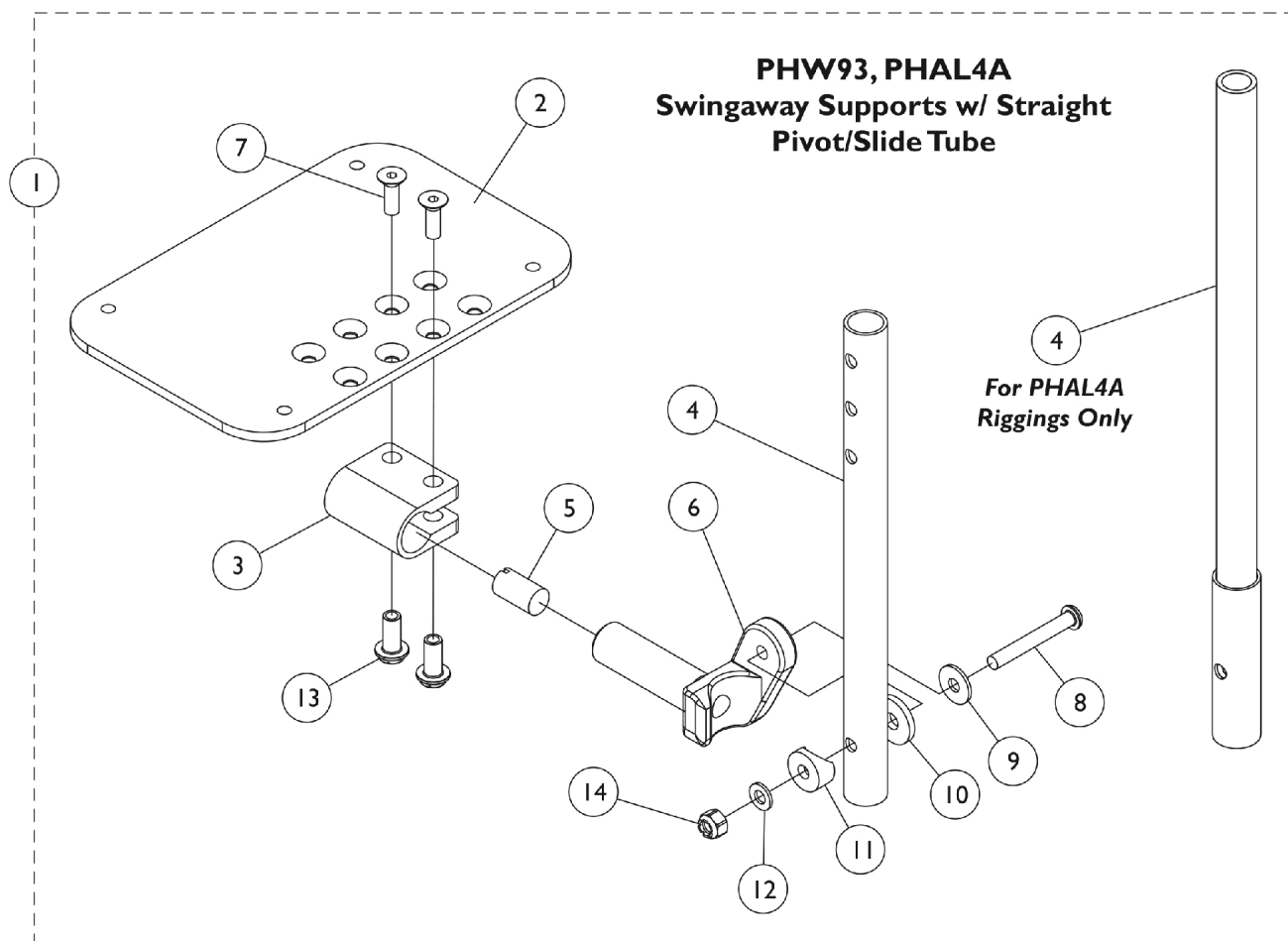
For complete pivot/slide tube and footplate assemblies, see front riggings reference chart.

Item Number	Note	Part Number	Description	Quantity Per	
				Package	Assembly
1		1027097	Plug Button, Black (3/4")	1	2
2	A,B	1041526	Pivot/Slide Tube w/ Plug Button Assembly, Chrome	1	1
3	A	44200X027	Footplate, Aluminum, Medium, Black (7-3/4" W x 6" L)	1	1
3	B	44200X025	Footplate, Aluminum, Extra Large, Black - Right (8" W x 8-1/2" L)	1	1
3	B	44200X026	Footplate, Aluminum, Extra Large, Black - Left (8" W x 8-1/2" L)	1	1
4	A	1016346	Cap, End, Tube, Black (7/8")	1	1
4	B	1027095	Plug Button, Black (7/8")	1	1
5	A	1006981	Spring, Tension	1	1
5	C,B	1036123	Spring, Leaf	1	1
6		40120X001	Screw, Phillips Pan Head (#8-32 x 3/8")	1	2
7		1070168	Plug, Push, Footplate	1	1
NOTE: A - Standard Aluminum B - Extra Large Aluminum (1350) C - Use one or more leaf springs per assembly as required such that footplate may be moved by hand to the up-right position and remain in place.					

Adjustable Angle Footplate Assemblies - AT5543

PHW93 and PHAL4A

Heel Loops are not included. See footrest and legrest accessories.
For complete pivot/slide tube and footplate assemblies, see front riggings reference charts.



Adjustable Angle Footplate Assemblies - AT5543

PHW93 and PHAL4A

Heel Loops are not included. See footrest and legrest accessories.

For complete pivot/slide tube and footplate assemblies, see front riggings reference charts.

Item Number	Note	Part Number	Description	Quantity Per	
				Package	Assembly
1	A	See Chart	Pivot/Slide Tube w/ Footplate Assemblies	1	1
2	B	1113574	Footplate, Adjustable Angle, Extra Large, Black (6-1/4" W x 8" L)	1	1
3		1058517	Clamp, Footplate	1	1
4		1057855	Tube, Pivot and Slide, Straight, Steel, Black (9-7/8" L)	1	1
4		1057856	Tube, Pivot/Slide, Straight, Steel, Black (11-7/8" L)	1	1
4		1121135	Tube, Pivot/Slide, Straight, Steel, Black (13-7/8" L)	1	1
4	C	1091745-NLA	NLA - Tube, Pivot/Slide, Straight, Steel, Chrome (13-7/8" L)	1	1
5		1048816	Screw, Nylon Adjustment (1/2-13 x 7/8")	1	1
6		1052102	Hinge, Footplate - Right	1	1
6		1052103	Hinge, Footplate - Left	1	1
7		1029545	Screw, Socket Flat Head (1/4-20 x 3/4")	1	2
8		1022831	Screw, Socket Button Head (1/4-20 x 1-7/8")	1	1
9		1026900	Washer (1/4 x 23/32 x 1/16")	1	1
10		1016301	Washer, Nylon (5/16 x 7/8 x 1/8")	1	1
11		1025457	Spacer, Coved (1/4 x 3/4 x 11/32")	1	1
12		1026907	Washer (1/4 x 1/2 x 1/16")	1	1
13		1082686	Nut, Barrel, Hex Head (1/4-20 x 11/16")	1	2
14		1025736	Locknut (1/4-20)	1	1

NOTE: A - Includes Items 2 thru 14.
 B - The footplate design was revised 9/2/2008 with rounder corners and accessory holes changed from 8 to 4. Recommended to replace in pairs to match sides.
 C - For PHAL4A legrest only.

#1 Pivot/Slide Tube w/ Footplate Assemblies

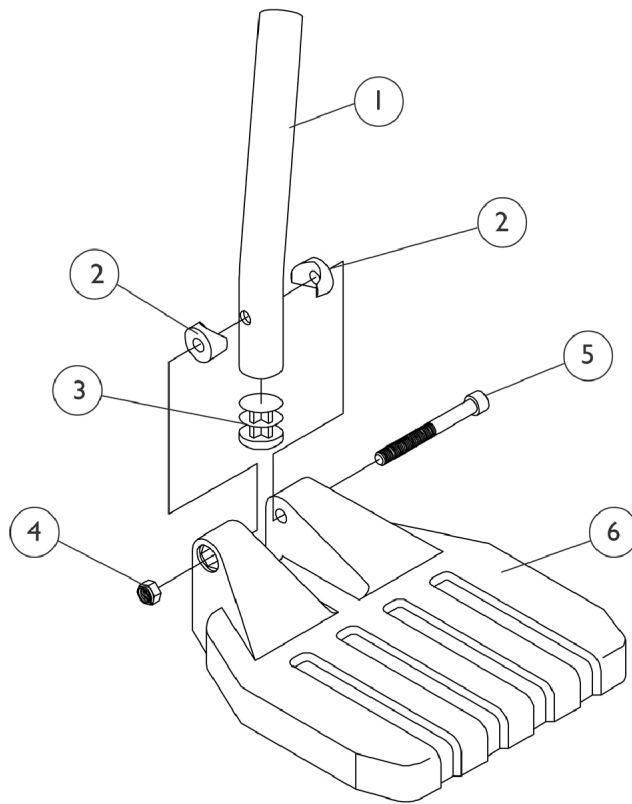
Rigging Type	PHW93 (9-7/8" Tube)	PHW93 (11-7/8" Tube)	PHW93 (13-7/8" Tube)	PHAL4A (13-7/8" Tube)
16" and Wider - Right (6-1/4" Footplate)	1062756	1062760	1121140	1091777-NLA
16" and Wider - Left (6-1/4" Footplate)	1062757	1062761	1121141	1091778-NLA

Pivot/Slide Tube and 1651 Composite Footplate

PHW93

NOTE: Heel Loops are not included. See footrest and legrest accessories.

NOTE: For complete pivot slide tube and footplate assemblies, see front riggings reference chart.



Pivot/Slide Tube and 1651 Composite Footplate

PHW93

NOTE: Heel Loops are not included. See footrest and legrest accessories.

NOTE: For complete pivot slide tube and footplate assemblies, see front riggings reference chart.

Item Number	Note	Part Number	Description	Quantity Per	
				Package	Assembly
1		1057852	Tube, Pivot/Slide, Curved End, Steel, Black (9-7/8")	1	1
1		1057854	Tube, Pivot/Slide, Curved End, 2" Longer, Steel, Black	1	1
1		1058418	Tube, Pivot/Slide, Curved End, 4" Longer, Steel, Black	1	1
2		1025457	Spacer, Coved (1/4 x 3/4 x 11/32")	1	2
3		1027097	Plug Button, Black (3/4")	1	1
4		1025195	Locknut (1/4-20)	1	1
5		60285X006	Screw, Socket Head (1/4-20 x 2-1/4")	1	1
6	A	1026880	Footplate, Composite, Medium, Black (7" W x 6" L)	1	1
6	B	1026881	Footplate, Composite, Large, Black (8" W x 6" L)	1	1
NOTE: A - Footplate used for 16" wide chairs B - Footplate used for 17-20" wide chairs					

Footrest and Legrest Accessories

Item Number	Note	Part Number	Description	Quantity Per	
				Package	Assembly
	A,C	1032243	Strap, Calf w/ Hook and Loop (36" L)	1	1
	A,D	1032215	H-Strap (26" L)	1	1
	A,E	1032216	H-Strap (31" L)	1	1
	A,F	1026987	Guard, Impact (8" L)	1	2
	A	See Chart	Heel Loops and Hardware (Not Including AT5543)	1	1
	A	See Chart	Attaching Hardware Part Numbers (Not Including AT5543)	1	1
	A	See Chart	AT5543 Heel Loops, Heel Loops w/ Ankle Straps and Hardware	1	1
	A	See Chart	Toe Loops and Hardware	1	1
NOTE: A - Not Shown. C - 16"-20" Wide. D - 16" Wide. E - 17"-20" Wide. F - For 70 deg. Tapered Footrest.					

Heel Loops and Hardware (Not Including AT5543)

Footplate Type	Chair Width	Heel Loop Single #	Heel Loop Pair #	Heel Loop w/ Ankle Strap Single # Rt.	Heel Loop w/ Ankle Strap Single # Lt.	Heel Loop w/ Ankle Strap Pair #	Attaching Hardware Pair #
Standard Aluminum	16-20" W	1017621	1035917-NLA	1035919	1035920	1035918	1035907
X-Large Aluminum (1350)	16-20" W	1017621	1035917-NLA	1035919	1035920	1035918	1055241
Composite (1651)	16" Wide	1017621	1035917-NLA	1035919	1035920	1035918	1035931
Composite (1651)	17"-20" Wide	1017621	1035917-NLA	1035932-NLA	1035933-NLA	1035930	1035931

Attaching Hardware Part Numbers (Not Including AT5543)

Footplate Type	Part Number	Part Number Consists of
Standard Aluminum	1035907	(2) Screw, Phillips Pan Head (1/4-20 x 2-1/2") (2) Spacer (1/4 x 11/32 x 1-3/4") (2) Locknut (1/4-20)

Footrest and Legrest Accessories

Attaching Hardware Part Numbers (Not Including AT5543)

Footplate Type	Part Number	Part Number Consists of
X-Large Aluminum (1350)	1055241	(2) Screw, Phillips Pan Head (1/4-20 x 2-1/4") (2) Spacer (1/4 x 11/32 x 1-3/4") (2) Locknut (1/4-20)
Composite (1651)	1035931	(2) Screw, Phillips Pan Head (1/4-20 x 2-1/4") (2) Spacer (1/4 x 11/32 x 1-3/4") (2) Hex Nut w/ Nylon Cap (1/4-20) (2) Flat Washer (1/4 x 5/8 x 1/16")

Footrest and Legrest Accessories

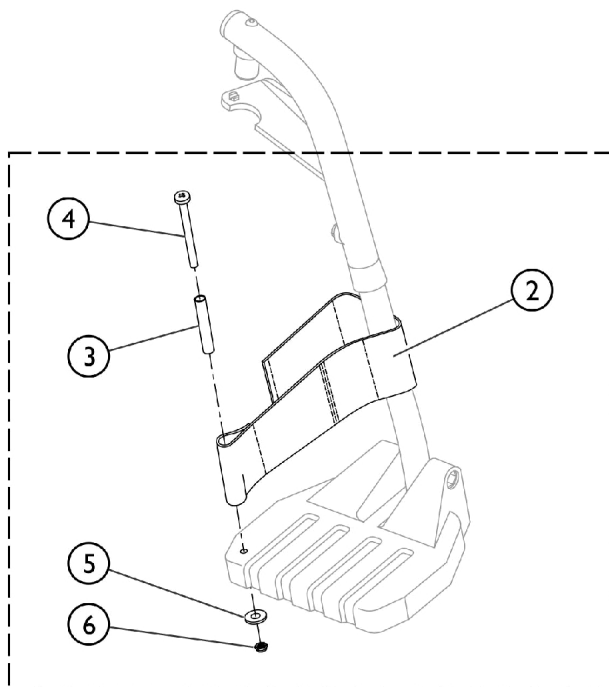
AT5543 Heel Loops, Heel Loops w/ Ankle Straps and Hardware

Footplate Type	Part Number	Part Number Consists of
AT5543 Adj. Angle	1160723 Kit, Heel Loop w/ Hardware, Adjustable Angle Footplate (Pair)	(2) Heel Loops (4) Screw, Phillips Pan Head (1/4-20 x 2-1/4") (4) Spacer (4) Locknut (1/4-20)
AT5543 Adj. Angle	1160724 Kit, Heel Loop w/ Ankle Strap and Hardware, Adjustable Angle Footplate (Pair)	(2) Heel Loops w/ Ankle Straps (4) Screw, Phillips Pan Head (1/4-20 x 2-1/4") (4) Spacer (4) Locknut (1/4-20)
Attaching Hardware Only	1035931 Kit, Heel Loop Attaching Hardware (Pair)	(2) Screw, Phillips Pan Head (1/4-20 x 2-1/4") (2) Spacer (1/4 x 11/32 x 1-3/4") (2) Hex Nut w/ Nylon Cap (1/4-20) (2) Flat Washer (1/4 x 5/8 x 1/16")

Toe Loops (1345) and Attaching Hardware

Footplate Type	Toe Loop w/o Hardware Single #	Toe Loop w/o Hardware Pair #	Attaching Hardware Part Number	Attaching Hardware Consists of
Std. Alum., 1350, Footplates	04572X025	1037087	1037089	(4) Screw, Phillips Pan Head (#10-32 x 7/8") (4) Washer (1/4 x 3/4 x 3/32") (4) Locknut (10-32)
AT5543 Footplates	04572X025	1037087	1104749	(4) Screw, Phillips Pan Head (#10-32 x 1/2") (4) Washer (1/4 x 3/4 x 3/32")

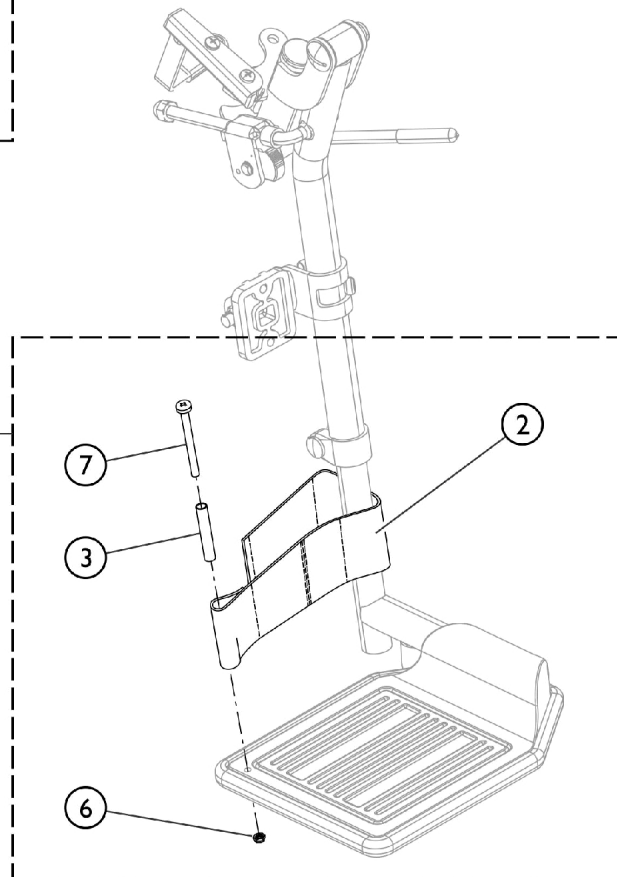
Front Riggings - Adjustable Heel Loops



① **Heel Loop and Hardware for All Footplate Options (Except Deluxe 1450)**

Heel Loop and Hardware for Deluxe (1450) Footplates

⑪



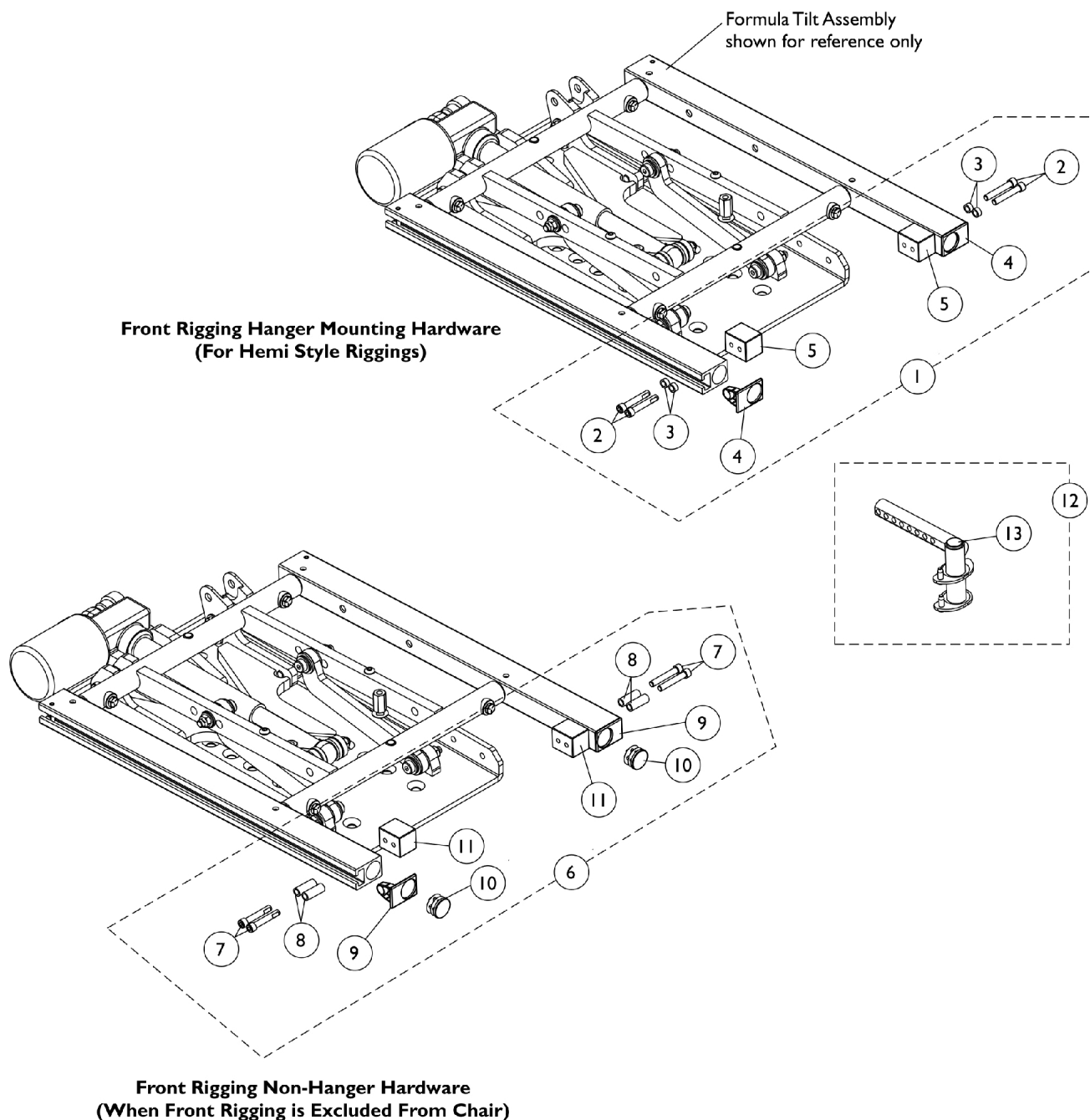
SCM_058A

Front Riggings - Adjustable Heel Loops

Item Number	Note	Part Number	Description	Quantity Per	
				Package	Assembly
1	A	1191117	Kit, Heel Loop, Adjustable w/ Hardware (Pair)	1	1
2			Heel Loop	1	2
3			NLA - Spacer (1/4 x 11/32 x 1-3/4")	1	2
4			NLA - Screw, Phillips Pan Head (1/4-20 x 2-1/4")	1	2
5			Washer, Flat (1/4 x 5/8 x 1/16")	1	2
6			Nut, Hex, Nylon Cap (1/4-20)	1	2
			Instruction Sheet, Adjustable Heel Loop	1	1
11	B	1191116	Kit, Heel Loop, Adjustable w/ Hardware, Deluxe 1450 (Pair)	1	1
2			Heel Loop	1	2
3			NLA - Spacer (1/4 x 11/32 x 1-3/4")	1	2
6			Nut, Hex, Nylon Cap (1/4-20)	1	2
7			NLA - Screw, Phillips Pan Head (1/4-20 x 2-1/2")	1	2
			Instruction Sheet, Adjustable Heel Loop	1	1

NOTE: A - Kit includes items 2 - 6. Used with all Footplates except Deluxe (1450).
 B - Kit includes items 2, 3, 6, and item 7. Used with Deluxe (1450) Footplates only.

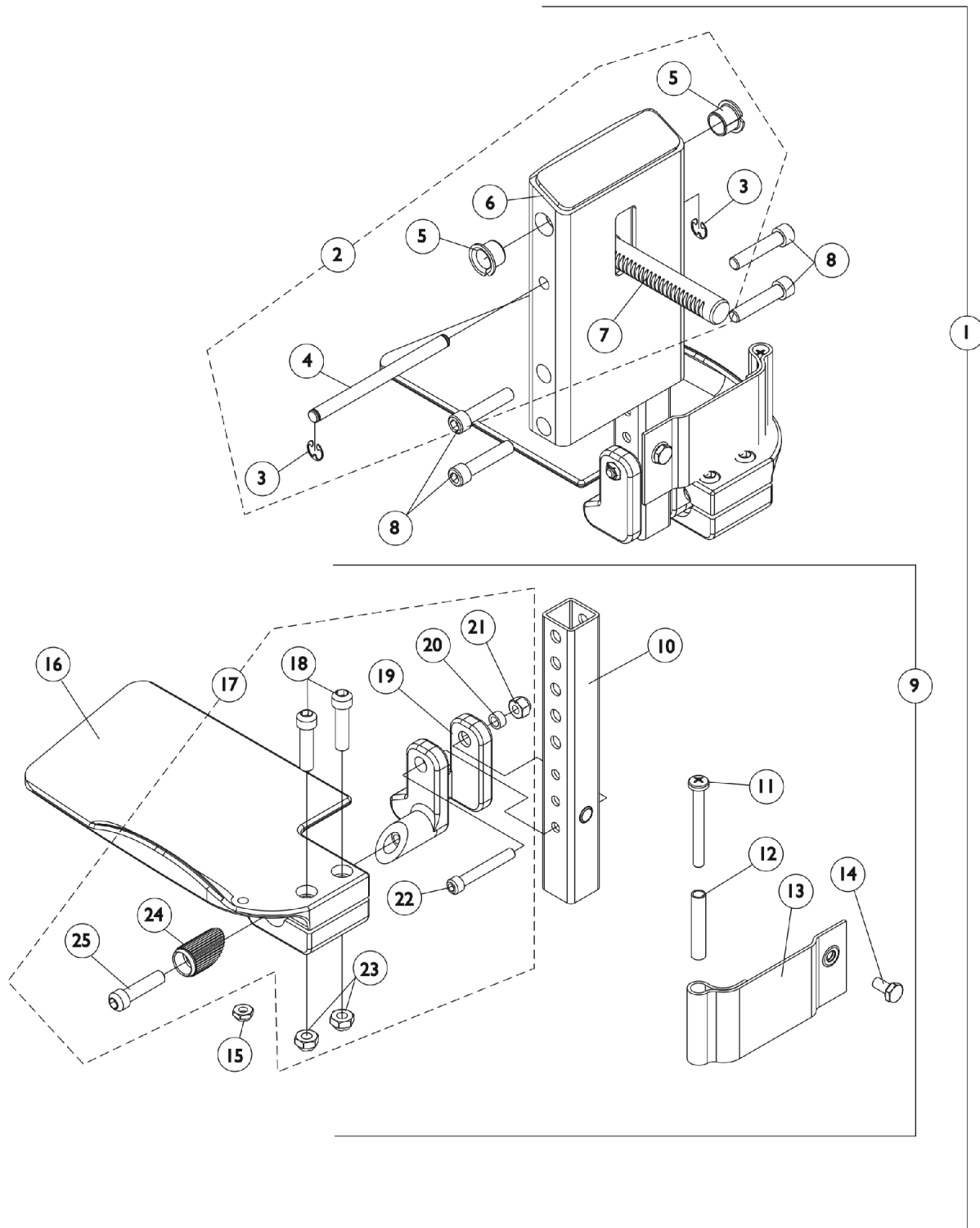
Front Rigging Hangers and Hardware Hemi Style



Front Rigging Hangers and Hardware Hemi Style

Item Number	Note	Part Number	Description	Quantity Per	
				Package	Assembly
1	A	1125726	Kit, Front Rigging Hanger Mounting Hardware (Pair)	1	1
2			Screw, Socket Head Cap w/ Patch (1/4-20 x 1-1/2")	1	4
3			NLA - Spacer (1/4 x 3/8 x 3/16")	1	4
4			Cap, End, Side Rail, Black	1	2
5			Block, Threaded	1	2
6	B	1124723	Kit, Side Rail Cap Hardware (Pair)	1	1
7			Screw, Socket Head Cap w/ Patch (1/4-20 x 1-1/2")	1	4
8			Spacer (1/4 x 3/8 x 29/32")	1	4
9			Cap, End, Side Rail, Black	1	2
10			Plug Button, Black (1")	1	2
11			Block, Threaded	1	2
12		1143783	Front Rigging Hanger Assembly w/ Plug Button, Hemi, Black - Right	1	1
12		1143784	Front Rigging Hanger Assembly w/ Plug Button, Hemi, Black - Left	1	1
13		1134426	Package, Plug Button, Black (3/4")	10	1
NOTE: A - Includes items 2-5 B - Includes items 7-11					

Front Rigging - Center Mount Rigging CTMT-FJ - (Before 12/10/08) (CTMT-FJ = 9-1/4" - 12" Range)

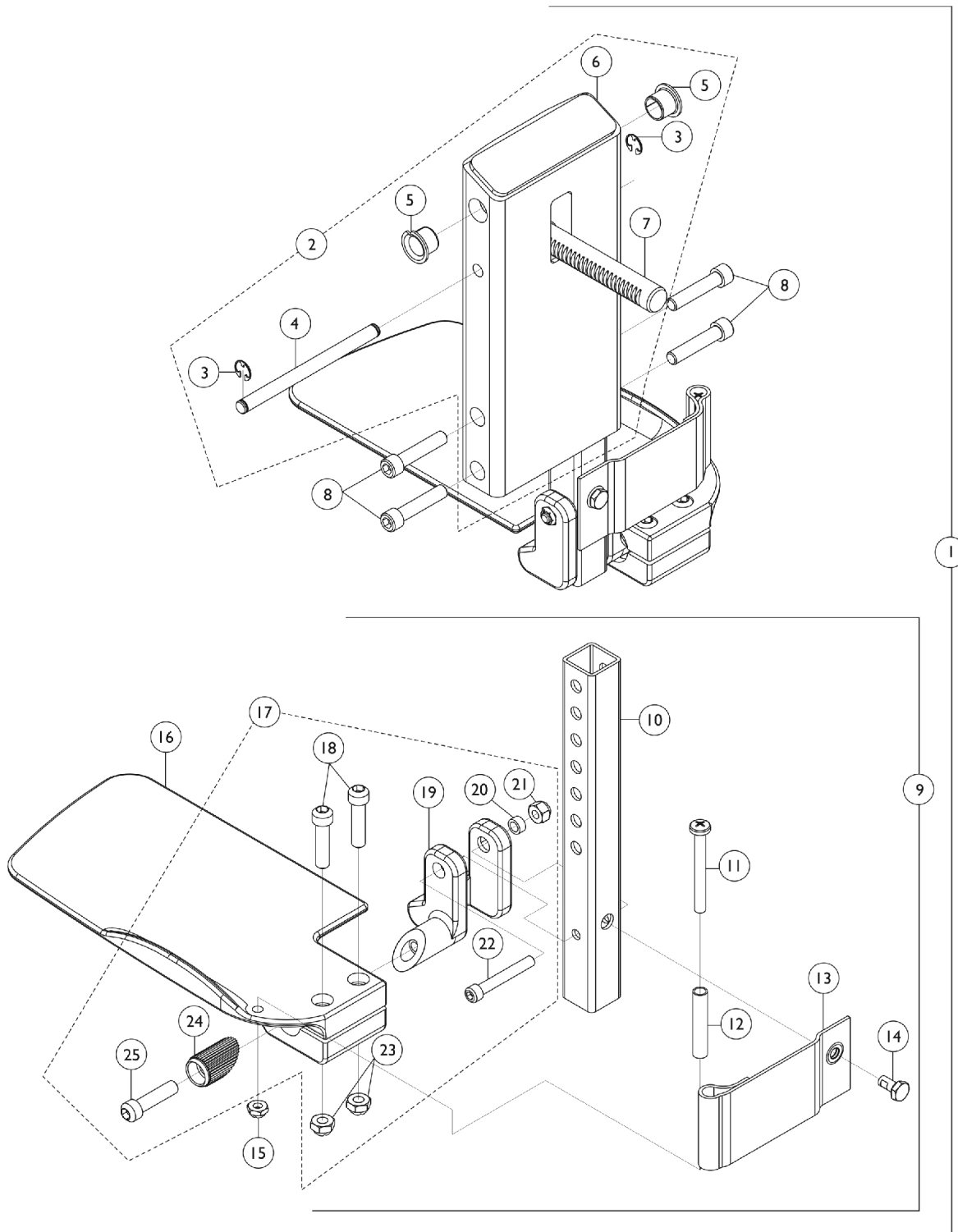


Front Rigging - Center Mount Rigging CTMT-FJ - (Before 12/10/08)

(CTMT-FJ = 9-1/4" - 12" Range)

Item Number	Note	Part Number	Description	Quantity Per	
				Package	Assembly
1	A	See Note	See Footnote	1	1
2	B	1123021-NLA	NLA - Legrest Support Assembly, Center Mount, Junior, Black	1	1
3		1113376-NLA	NLA - Ring, Retainer (1/4 x 1/2 x 1/64")	1	2
4		1113373-NLA	NLA - Pin, Angle, Adjustable, ASBA	1	1
5		1110669	Bearing, Flange (1/2 x 13/16 x 1/2")	1	2
6		1121984-NLA	NLA - Support, Junior Legrest (CTMTJ/CTMT-FJ)	1	1
7		1113372	Rack, Center Mount Rigging Angle Adjustable	1	1
8		1021344	Screw, Socket Head (5/16-18 x 1-1/2")	1	4
9	C	1123042-NLA	NLA - Extension Tube and Footplate Assembly w/ Heel Loop, Junior - Right	1	1
9	C	1123043-NLA	NLA - Extension Tube and Footplate Assembly w/ Heel Loop, Junior - Left	1	1
10		1123044	Tube, Footrest Extension, Short (CTMTJ/CTMT-FJ = 9-1/4 - 12") (CTMT/CTMT-F = 12-1/4 - 15") (PCTMT = 10 - 13")	1	1
11		1021421-NLA	NLA - Screw, Phillips Pan Head (1/4-20 x 2-1/4")	1	2
12		1006477-NLA	NLA - Spacer (1/4 x 11/32 x 1-3/4")	1	2
13		1121996-NLA	NLA - Heel Loop, Center Mount Rigging	1	2
14		1078214	Screw, Hex Head w/ Patch (1/4-20 x 1/2")	1	2
15		1025195	Locknut (1/4-20)	1	2
16		1121988-NLA	NLA - Footplate, CTMTJ/CTMT-FJ - Right (5-1/4" W x 8-13/16" L)	1	1
16		1121989-NLA	NLA - Footplate, CTMTJ/CTMT-FJ - Left (5-1/4" W x 8-13/16" L)	1	1
17	D	1120345-NLA	NLA - Center Mount Rigging Footplate Mounting Hardware - Right	1	1
17	D	1121123-NLA	NLA - Center Mount Rigging Footplate Mounting Hardware - Left	1	1
18		1021343	Screw, Socket Head (5/16-18 x 1-1/4")	1	2
19		1113384-NLA	NLA - Hinge, Adjustable Angle - Right	1	1
19		1113385-NLA	NLA - Hinge, Adjustable Angle - Left	1	1
20		1047449-NLA	NLA - Spacer (1/4 x 3/8 x 3/16")	1	1
21		1065362	Locknut (1/4-28)	1	1
22		1096810	Screw, Socket Head (1/4-28 x 1-3/4")	1	1
23		1108122-NLA	NLA - Locknut (5/16-18)	1	2
24		1113530	Attachment, Hinge	1	1
25		1021343	Screw, Socket Head (5/16-18 x 1-1/4")	1	1
NOTE: A - As of 12/10/08, item 1 is no longer available. Individual parts may be ordered separately. B - Includes items 3-7 C - Includes items 10-16 & 17 D - Includes items 18-25					

Front Rigging - Center Mount Rigging (CTMT-F) - (Before 12/10/08) **(CTMT-F = 12-1/4" - 15" Range)**



Front Rigging - Center Mount Rigging (CTMT-F) - (Before 12/10/08)

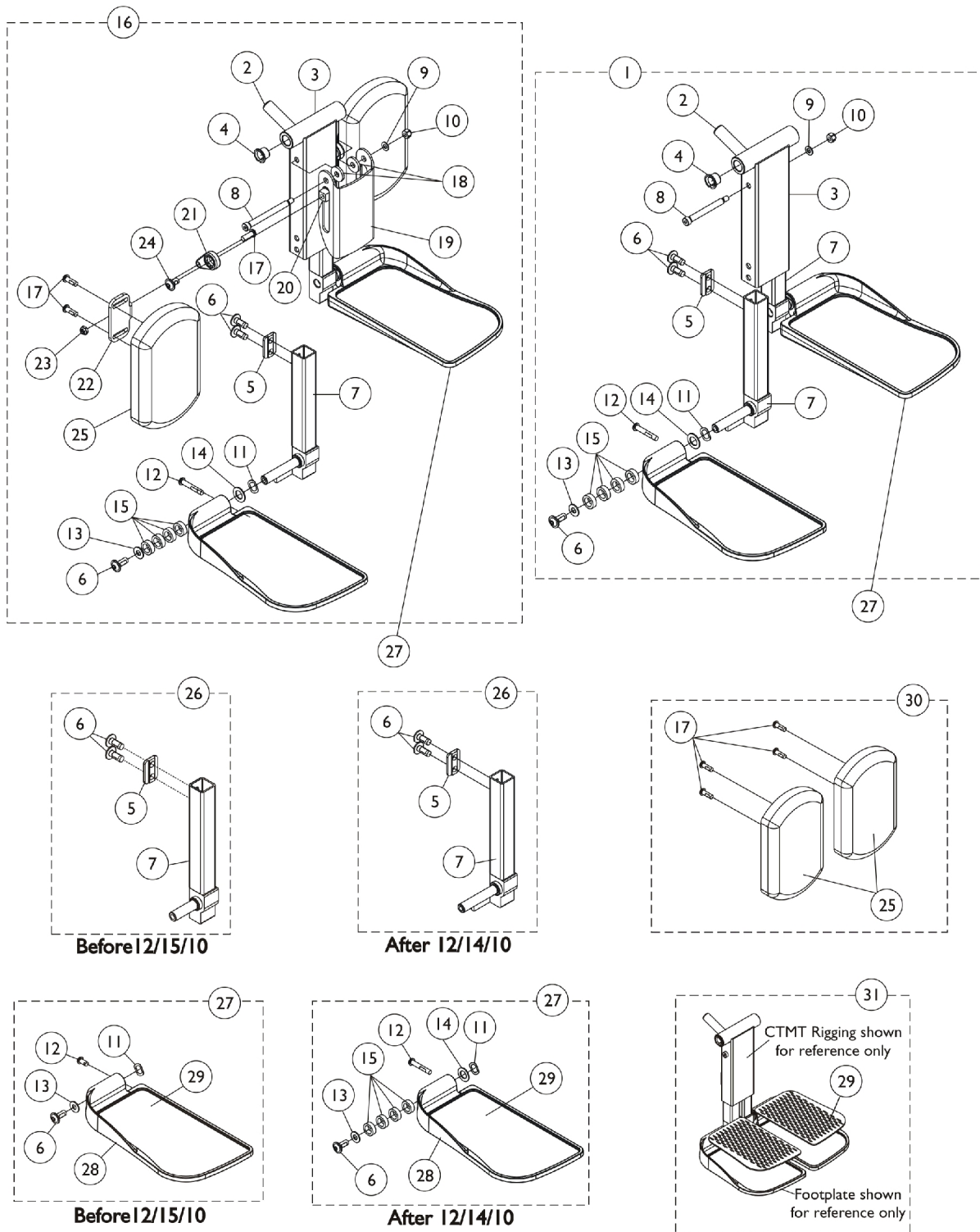
(CTMT-F = 12-1/4" - 15" Range)

Item Number	Note	Part Number	Description	Quantity Per	
				Package	Assembly
1	A	See Note	See Footnote	1	1
2	B	1120346-NLA	NLA - Legrest Support Assembly, Center Mount, Black	1	1
3		1113376-NLA	NLA - Ring, Retainer (1/4 x 1/2 x 1/64")	1	2
4		1113373-NLA	NLA - Pin, Angle, Adjustable, ASBA	1	1
5		1110669	Bearing, Flange (1/2 x 13/16 x 1/2")	1	2
6	E	1113609-NLA	NLA - Support, Center Mount Rigging Legrest, Black	1	1
7		1113372	Rack, Center Mount Rigging Angle Adjustable	1	1
8		1021344	Screw, Socket Head (5/16-18 x 1-1/2")	1	4
9	C	1123034-NLA	NLA - Extension Tube and Footplate Assembly w/ Heel Loop, Short - Right	1	1
9	C	1123035-NLA	NLA - Extension Tube and Footplate Assembly w/ Heel Loop, Short - Left	1	1
10		1123044	Tube, Footrest Extension, Short (CTMTJ/CTMT-FJ = 9-1/4 - 12") (CTMT/CTMT-F = 12-1/4 - 15") (PCTMT = 10 - 13")	1	1
11		1021421-NLA	NLA - Screw, Phillips Pan Head (1/4-20 x 2-1/4")	1	2
12		1006477-NLA	NLA - Spacer (1/4 x 11/32 x 1-3/4")	1	2
13		1121996-NLA	NLA - Heel Loop, Center Mount Rigging	1	2
14		1078214	Screw, Hex Head w/ Patch (1/4-20 x 1/2")	1	2
15		1025195	Locknut (1/4-20)	1	2
16		1113606-NLA	NLA - Footplate, Center Mount Rigging, Black - Right (5-1/4" W x 9-5/8" L)	1	1
16		1113607-NLA	NLA - Footplate, Center Mount Rigging, Black - Left (5-1/4" W x 9-5/8" L)	1	1
17	D	1120345-NLA	NLA - Center Mount Rigging Footplate Mounting Hardware - Right	1	1
17	D	1121123-NLA	NLA - Center Mount Rigging Footplate Mounting Hardware - Left	1	1
18		1021343	Screw, Socket Head (5/16-18 x 1-1/4")	1	2
19		1113384-NLA	NLA - Hinge, Adjustable Angle - Right	1	1
19		1113385-NLA	NLA - Hinge, Adjustable Angle - Left	1	1
20		1047449-NLA	NLA - Spacer (1/4 x 3/8 x 3/16")	1	1
21		1065362	Locknut (1/4-28)	1	1
22		1096810	Screw, Socket Head (1/4-28 x 1-3/4")	1	1
23		1108122-NLA	NLA - Locknut (5/16-18)	1	2
24		1113530	Attachment, Hinge	1	1
25		1021343	Screw, Socket Head (5/16-18 x 1-1/4")	1	1

Front Rigging - Center Mount Rigging (CTMT-F) - (Before 12/10/08) (CTMT-F = 12-1/4" - 15" Range)

NOTE: A - As of 12/10/08, item 1 is no longer available. Individual parts may be ordered separately.
B - Includes items 3-7
C - Includes items 10-16 & 17
D - Includes items 18-25
E - No Longer Available individually. See part # 1123046 for replacement.

Center Mount Front Rigging (After 12/09/08) (CTMT-J/CTMT-FJ/CTMT/CTMT-F/CTMT-L/CTMT-FL)



Center Mount Front Rigging (After 12/09/08) (CTMT-J/CTMT-FJ/CTMT/CTMT-F/CTMT-L/CTMT-FL)

Item Number	Note	Part Number	Description	Quantity Per	
				Package	Assembly
1	A	1121990	Kit, Center Mount Front Rigging, Junior (CTMTJ/CTMT-FJ) ASBA/ADJASBA (9-1/2" - 11" Range)	1	1
2			Rack, Center Mount Rigging Angle Adjustable	1	1
3			Support, Footrest, Center Mount, Black - Short	1	1
4			Bearing, Flange (1/2 x 13/16 x 1/2")	1	2
5			Cleat, Button Head	1	2
6			Screw, Socket, Button Head w/ Patch (5/16-18 x 3/4")	1	6
7			Tube, Extension, Footrest, Short, Black - Right	1	1
7			Tube, Extension, Footrest, Short, Black - Left	1	1
8			Screw, Shoulder Hex Socket Head (5/16" x 2-1/2", 1/4-20)	1	1
9			Washer (1/4 x 1/2 x 1/16")	1	1
10			Locknut (1/4-20)	1	1
11			NLA - Washer, Wave (17/32 x 3/4 x 1/64")	1	2
12			Screw, Socket Button Head (1/4-20 x 1-1/2")	1	2
13			Washer, Nylon (5/16 x 11/16 x 1/16")	1	2
14			Washer (1/2 x 7/8 x 3/64")	1	2
15			Spacer, Nylon (1/2 x 3/4 x 1/4")	1	8
1	A	1117262	Kit, Center Mount Front Rigging (CTMT) (CTMT-F), ASBA/ADJASBA (11" - 15" Range)	1	1
2			Rack, Center Mount Rigging Angle Adjustable	1	1
3			Support, Footrest, Center Mount, Black - Regular	1	1
4			Bearing, Flange (1/2 x 13/16 x 1/2")	1	2
5			Cleat, Button Head	1	2
6			Screw, Socket, Button Head w/ Patch (5/16-18 x 3/4")	1	6
7			Tube, Extension, Footrest, Medium, Black - Right	1	1
7			Tube, Extension, Footrest, Medium, Black - Left	1	1
8			Screw, Shoulder Hex Socket Head (5/16" x 2-1/2", 1/4-20)	1	1
9			Washer (1/4 x 1/2 x 1/16")	1	1
10			Locknut (1/4-20)	1	1
11			NLA - Washer, Wave (17/32 x 3/4 x 1/64")	1	2
12			Screw, Socket Button Head (1/4-20 x 1-1/2")	1	2
13			Washer, Nylon (5/16 x 11/16 x 1/16")	1	2
14			Washer (1/2 x 7/8 x 3/64")	1	2
15			Spacer, Nylon (1/2 x 3/4 x 1/4")	1	8
1	A	1117263	Kit, Center Mount Front Rigging (CTMT-L) (CTMT-FL), ASBA/ADJASBA (14" - 18" Range)	1	1
2			Rack, Center Mount Rigging Angle Adjustable	1	1
3			Support, Footrest, Center Mount, Black - Regular	1	1

Center Mount Front Rigging (After 12/09/08) (CTMT-J/CTMT-FJ/CTMT/CTMT-F/CTMT-L/CTMT-FL)

Item Number	Note	Part Number	Description	Quantity Per	
				Package	Assembly
4			Bearing, Flange (1/2 x 13/16 x 1/2")	1	2
5			Cleat, Button Head	1	2
6			Screw, Socket, Button Head w/ Patch (5/16-18 x 3/4")	1	6
7			Tube, Extension, Footrest, Long, Black - Right	1	1
7			Tube, Extension, Footrest, Long, Black - Left	1	1
8			Screw, Shoulder Hex Socket Head (5/16" x 2-1/2", 1/4-20)	1	1
9			Washer (1/4 x 1/2 x 1/16")	1	1
10			Locknut (1/4-20)	1	1
11			NLA - Washer, Wave (17/32 x 3/4 x 1/64")	1	2
12			Screw, Socket Button Head (1/4-20 x 1-1/2")	1	2
13			Washer, Nylon (5/16 x 11/16 x 1/16")	1	2
14			Washer (1/2 x 7/8 x 3/64")	1	2
15			Spacer, Nylon (1/2 x 3/4 x 1/4")	1	8
16	B	1161428	Kit, Center Mount Front Rigging w/Calf Pad - Short (CTMTJ/CTMT-FJ) ASBA/ADJASBA (9-1/2" - 11" Range)	1	1
2			Rack, Center Mount Rigging Angle Adjustable	1	1
3			Support, Footrest, Center Mount, Black - Short	1	1
4			Bearing, Flange (1/2 x 13/16 x 1/2")	1	2
5			Cleat, Button Head	1	2
6			Screw, Socket, Button Head w/ Patch (5/16-18 x 3/4")	1	6
7			Tube, Extension, Footrest, Short, Black - Right	1	1
7			Tube, Extension, Footrest, Short, Black - Left	1	1
8			Screw, Shoulder Hex Socket Head (5/16" x 3", 1/4-20)	1	1
9			Washer (1/4 x 1/2 x 1/16")	1	1
10			Locknut (1/4-20)	1	1
11			NLA - Washer, Wave (17/32 x 3/4 x 1/64")	1	2
12			Screw, Socket Button Head (1/4-20 x 1-1/2")	1	2
13			Washer, Nylon (5/16 x 11/16 x 1/16")	1	2
14			Washer (1/2 x 7/8 x 3/64")	1	2
15			Spacer, Nylon (1/2 x 3/4 x 1/4")	1	8
17			Screw, Socket Button Head w/ Patch (1/4-20 x 3/4")	1	6
18			Washer, Nylon (5/16 x 7/8 x 1/8")	1	2
19			Bracket, Calf Pad, Black	1	1
20			Nut, T (5/16-18)	1	2
21			Adjuster, Calf Pad	1	2
22			Bracket, Mounting, Calf Pad	1	2
23			Locknut (1/4-20)	1	2

Center Mount Front Rigging (After 12/09/08) (CTMT-J/CTMT-FJ/CTMT/CTMT-F/CTMT-L/CTMT-FL)

Item Number	Note	Part Number	Description	Quantity Per	
				Package	Assembly
24	B	1161429	Screw, Socket, Button Head w/ Patch (5/16-18 x 1/2")	1	2
25			Pad, Calf (4-1/2" W x 7-1/4" L)	1	2
16			Kit, Center Mount Front Rigging w/Calf Pad - Medium (CTMT) (CTMT-F), ASBA/ADJASBA (11" - 15" Range)	1	1
2			Rack, Center Mount Rigging Angle Adjustable	1	1
3			Support, Footrest, Center Mount, Black - Regular	1	1
4			Bearing, Flange (1/2 x 13/16 x 1/2")	1	2
5			Cleat, Button Head	1	2
6			Screw, Socket, Button Head w/ Patch (5/16-18 x 3/4")	1	6
7			Tube, Extension, Footrest, Medium, Black - Right	1	1
7			Tube, Extension, Footrest, Medium, Black - Left	1	1
8			Screw, Shoulder Hex Socket Head (5/16" x 3", 1/4-20)	1	1
9			Washer (1/4 x 1/2 x 1/16")	1	1
10			Locknut (1/4-20)	1	1
11			NLA - Washer, Wave (17/32 x 3/4 x 1/64")	1	2
12			Screw, Socket Button Head (1/4-20 x 1-1/2")	1	2
13			Washer, Nylon (5/16 x 11/16 x 1/16")	1	2
14			Washer (1/2 x 7/8 x 3/64")	1	2
15			Spacer, Nylon (1/2 x 3/4 x 1/4")	1	8
17			Screw, Socket Button Head w/ Patch (1/4-20 x 3/4")	1	6
18			Washer, Nylon (5/16 x 7/8 x 1/8")	1	2
19			Bracket, Calf Pad, Black	1	1
20			Nut, T (5/16-18)	1	2
21			Adjuster, Calf Pad	1	2
22			Bracket, Mounting, Calf Pad	1	2
23			Locknut (1/4-20)	1	2
24	B	1161430	Screw, Socket, Button Head w/ Patch (5/16-18 x 1/2")	1	2
25			Pad, Calf (4-1/2" W x 7-1/4" L)	1	2
16			Kit, Center Mount Front Rigging w/Calf Pad - Long (CTMT-L) (CTMT-FL), ASBA/ADJASBA (14" - 18" Range)	1	1
2			Rack, Center Mount Rigging Angle Adjustable	1	1
3			Support, Footrest, Center Mount, Black - Regular	1	1
4			Bearing, Flange (1/2 x 13/16 x 1/2")	1	2
5			Cleat, Button Head	1	2
6			Screw, Socket, Button Head w/ Patch (5/16-18 x 3/4")	1	6

Center Mount Front Rigging

(After 12/09/08)

(CTMT-J/CTMT-FJ/CTMT/CTMT-F/CTMT-L/CTMT-FL)

Item Number	Note	Part Number	Description	Quantity Per	
				Package	Assembly
7			Tube, Extension, Footrest, Long, Black - Right	1	1
7			Tube, Extension, Footrest, Long, Black - Left	1	1
8			Screw, Shoulder Hex Socket Head (5/16" x 3", 1/4-20)	1	1
9			Washer (1/4 x 1/2 x 1/16")	1	1
10			Locknut (1/4-20)	1	1
11			NLA - Washer, Wave (17/32 x 3/4 x 1/64")	1	2
12			Screw, Socket Button Head (1/4-20 x 1-1/2")	1	2
13			Washer, Nylon (5/16 x 11/16 x 1/16")	1	2
14			Washer (1/2 x 7/8 x 3/64")	1	2
15			Spacer, Nylon (1/2 x 3/4 x 1/4")	1	8
17			Screw, Socket Button Head w/ Patch (1/4-20 x 3/4")	1	6
18			Washer, Nylon (5/16 x 7/8 x 1/8")	1	2
19			Bracket, Calf Pad, Black	1	1
20			Nut, T (5/16-18)	1	2
21			Adjuster, Calf Pad	1	2
22			Bracket, Mounting, Calf Pad	1	2
23			Locknut (1/4-20)	1	2
24			Screw, Socket, Button Head w/ Patch (5/16-18 x 1/2")	1	2
25			Pad, Calf (4-1/2" W x 7-1/4" L)	1	2
26	G	See Chart	#26 Extension Tube Kits Before 12/15/10	1	1
26		See Chart	#26 Extension Tube Kits After 12/14/10	1	1
27	G	See Chart	#27 Footplate Kits Before 12/15/10	1	1
27		See Chart	#27 Footplate Kits After 12/14/10	1	1
30	C	1163373	Kit, Calf Pad (Pair)	1	1
17			Screw, Socket Button Head w/ Patch (1/4-20 x 3/4")	1	4
25			Pad, Calf (4-1/2" W x 7-1/4" L)	1	2
31	D	1163374	Kit, Footrest Pad - Small (Pair)	1	1
29			Pad, Footplate, Small - Right	1	1
29			Pad, Footplate, Small - Left	1	1
31	D	1163375	Kit, Footrest Pad - Medium (Pair)	1	1
29			Pad, Footplate, Medium - Right	1	1
29			Pad, Footplate, Medium - Left	1	1
31	D	1163376	Kit, Footrest Pad - Large (Pair)	1	1
29			Pad, Footplate, Large - Right	1	1
29			Pad, Footplate, Large - Left	1	1
	E	1165505	Kit, Hardware, Calf Pad Adjustment	1	1
17			Screw, Socket Button Head w/ Patch (1/4-20 x 3/4")	1	2
20			Nut, T (5/16-18)	1	2
21			Adjuster, Calf Pad	1	2
22			Bracket, Mounting, Calf Pad	1	2

Center Mount Front Rigging (After 12/09/08) (CTMT-J/CTMT-FJ/CTMT/CTMT-F/CTMT-L/CTMT-FL)

Item Number	Note	Part Number	Description	Quantity Per	
				Package	Assembly
23	F	1165506	Locknut (1/4-20)	1	2
24			Screw, Socket, Button Head w/ Patch (5/16-18 x 1/2")	1	2
			Kit, Bracket, Calf Pad Mounting w/ Hardware	1	1
8			Screw, Shoulder Hex Socket Head (5/16" x 3", 1/4-20)	1	1
9			Washer (1/4 x 1/2 x 1/16")	1	1
10			Locknut (1/4-20)	1	1
18			Washer, Nylon (5/16 x 7/8 x 1/8")	1	2
19			Bracket, Calf Pad, Black	1	1
NOTE: A - Includes items 2-15. As of 12/15/10 item #1 was revised to accommodate adjustable width footplate hardware. If footplates are needed see item #27. B - Includes items 2-15 and 17-25. As of 12/15/10 item #16 was revised to accommodate adjustable width footplate hardware. If footplates are needed see item #27. C - Includes items 17 and 25. D - Includes a pair of item 29. E - Not shown. Includes items 17 and 20-24. F - Not shown. Includes items 8-10, 18 and 19. G - Chairs built before 12/15/10 will require items 26 and 27 in order to convert to the new CTMT Front Rigging design.					

Center Mount Front Rigging (After 12/09/08) (CTMT-J/CTMT-FJ/CTMT/CTMT-F/CTMT-L/CTMT-FL)

#26 Extension Tube Kits Before 12/15/10

Front Rigging Side	Short 9-1/2" - 11" Range	Medium 11" - 15" Range	Long 14" - 18" Range
Right	1161984-NLA See Note(s) A	1161986-NLA See Note(s) A	1169821-NLA See Note(s) A
Left	1161985-NLA See Note(s) A	1161987-NLA See Note(s) A	1169822-NLA See Note(s) A

NOTE: A - Includes items 5-7. The Extension Tube Kits are used for non-adjustable width footplate hardware only.

#26 Extension Tube Kits After 12/14/10

Front Rigging Side	Short 9-1/2" - 11" Range	Medium 11" - 15" Range	Long 14" - 18" Range
Right	1170677 See Note(s) A	1170679 See Note(s) A	1170681 See Note(s) A
Left	1170678 See Note(s) A	1170680 See Note(s) A	1170682 See Note(s) A

NOTE: A - Includes items 5-7. The Extension Tube Kits are used for adjustable width footplate hardware only.

Center Mount Front Rigging (After 12/09/08) (CTMT-J/CTMT-FJ/CTMT/CTMT-F/CTMT-L/CTMT-FL)

#27 Footplate Kits Before 12/15/10

Footplate Side	Small 5-1/4" W x 7-1/2" L	Medium 5-1/2" W x 9-1/2" L	Large 5-7/8" W x 11-1/2" L
Right	1161988 See Note(s) A	1161990 See Note(s) A	1161992 See Note(s) A
Left	1161989 See Note(s) A	1161991 See Note(s) A	1161993 See Note(s) A

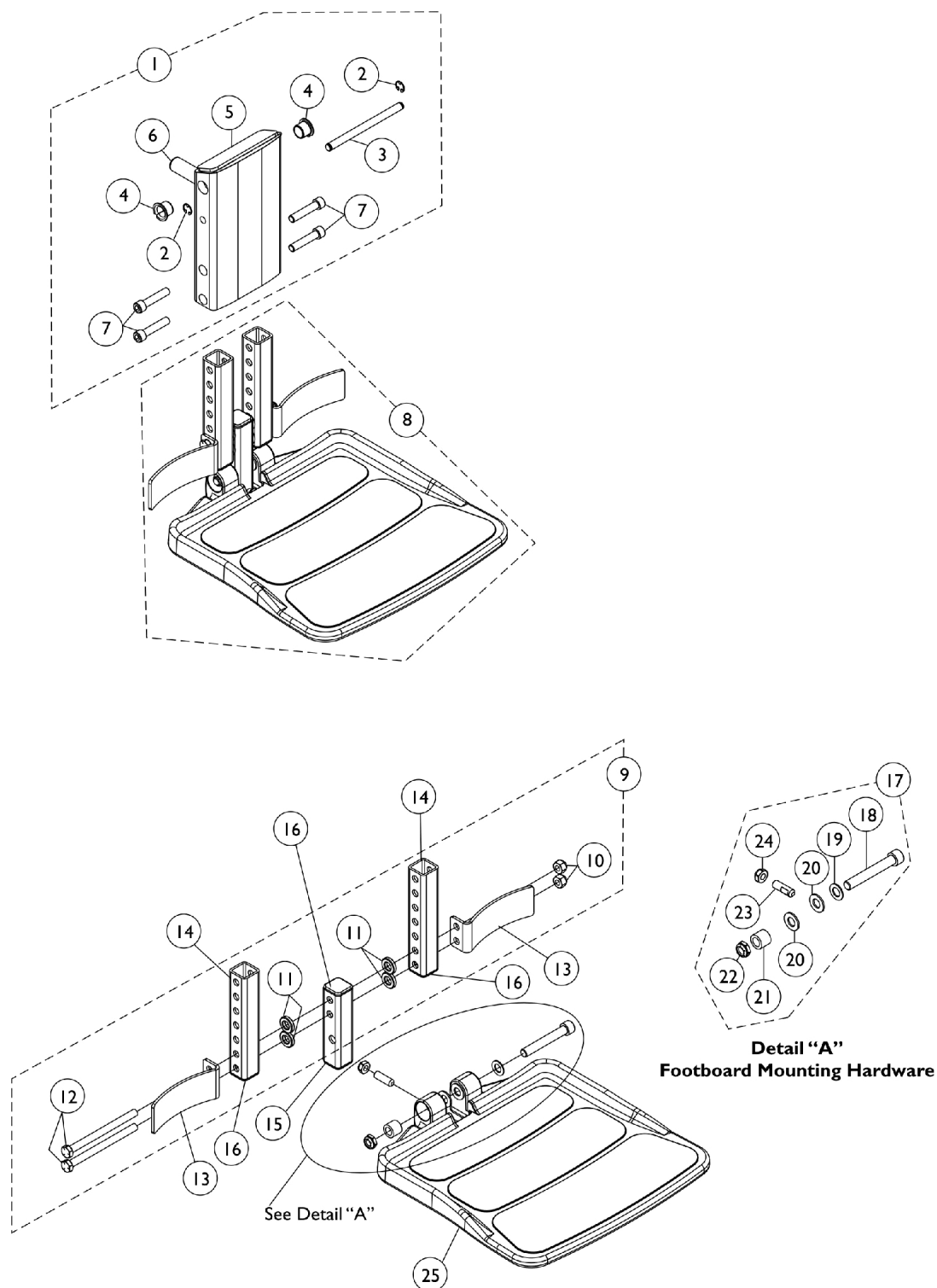
NOTE: A - Includes items 10-13 and 16-18. The footplate mounting hardware included is for non-adjustable width only.

#27 Footplate Kits After 12/14/10

Footplate Side	Small 5-1/4" W x 7-1/2" L	Medium 5-1/2" W x 9-1/2" L	Large 5-7/8" W x 11-1/2" L
Right	1170683 See Note(s) A	1170685 See Note(s) A	1170687 See Note(s) A
Left	1170684 See Note(s) A	1170686 See Note(s) A	1170688 See Note(s) A

NOTE: A - Includes items 10-18 and the Adjustable Width Footplate Instruction Sheet (Not Shown). The footplate mounting hardware included is for adjustable width only.

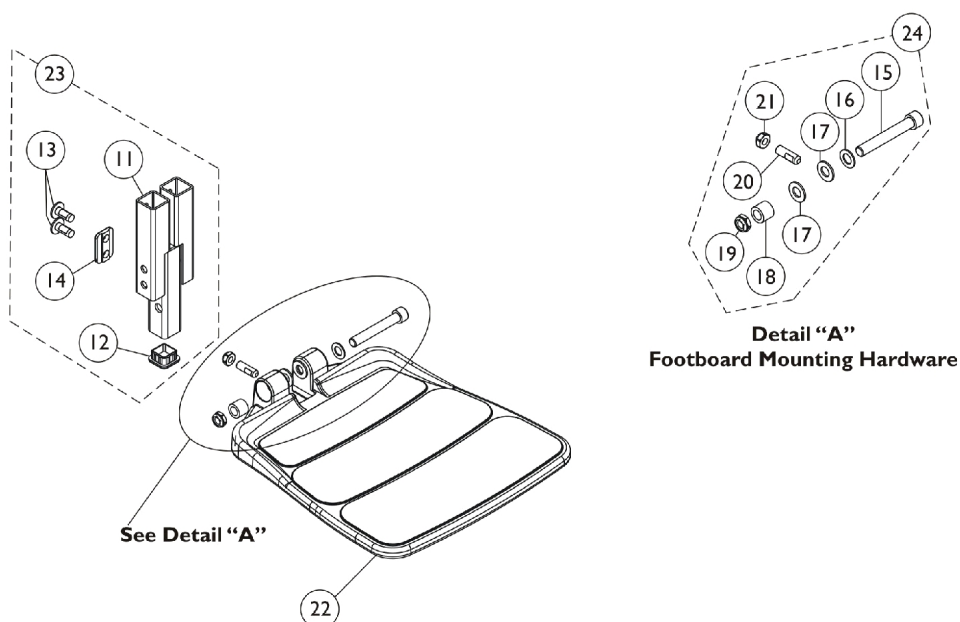
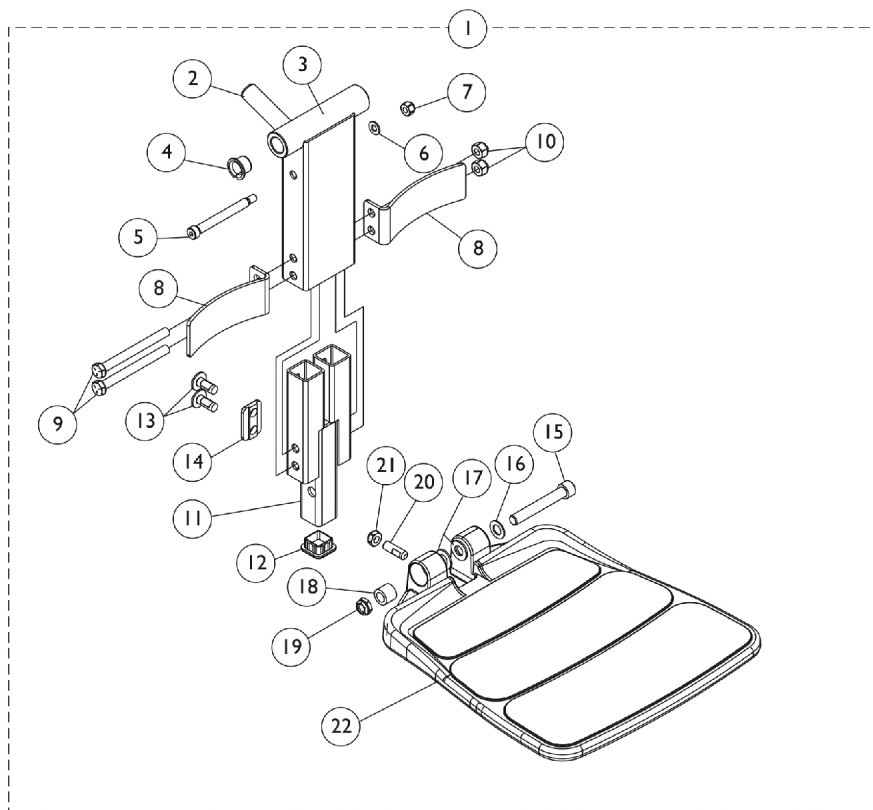
Front Rigging - Center Mount Rigging (CTMT-FJ with CTMTFB One PC Flip-Up Footboard) **(CTMT-FJ = 9-1/4"-12" Range)**



Front Rigging - Center Mount Rigging (CTMT-FJ with CTMTFB One PC Flip-Up Footboard) (CTMT-FJ = 9-1/4"-12" Range)

Item Number	Note	Part Number	Description	Quantity Per	
				Package	Assembly
1	A	1154209-NLA	NLA - Legrest Support Assembly, Center Mount Rigging	1	1
2			NLA - Ring, Retainer (1/4 x 1/2 x 1/64")	1	2
3			NLA - Pin, Angle, Adjustable, ASBA	1	1
4			Bearing, Flange (1/2 x 13/16 x 1/2")	1	2
5			NLA - Support, Junior Legrest (CTMTJ/CTMT-FJ)	1	1
6			Rack, Center Mount Rigging Angle Adjustable	1	1
7			Screw, Socket Head (5/16-18 x 1-1/2")	1	4
7		1021344	Screw, Socket Head (5/16-18 x 1-1/2")	1	4
8	B	1160801-NLA	NLA - Footboard Assembly, CTMTFB (For CTMT-FJ 9-1/4-12")	1	1
9	C	1144608-NLA	NLA - Kit, Heel Stop and Extension Tube Mounting Hardware	1	1
10			Locknut (5/16-18)	1	2
11			NLA - Bushing, Actuator Motor (3/8 x 3/4 x 5/32")	1	4
12			NLA - Screw, Hex Head (5/16-18 x 4")	1	2
13		1153789	Bracket, Heel Stop, Black	1	2
14		1154108	Tube, Extension w/ Cap, Black	1	2
15	D	1144607-NLA	NLA - Tube, Vertical Support with Caps	1	1
16		1144609	Package, End Cap (1" Square)	10	1
17	E	1147134-NLA	Kit, Footboard Mounting Hardware	1	1
18			Screw, Socket Head (3/8-16 x 2-1/2")	1	1
19			Washer, Flat (3/8 x 11/16 x 1/16")	1	1
20			Washer, Nylon (3/8 x 3/4 x 1/16")	1	2
21			Bushing (3/8 x 5/8 x 1/2")	1	1
22			Locknut, Low Profile (3/8-16)	1	1
23			Screw, Set Socket Flat Point (5/16-18 x 1")	1	1
24			Locknut (5/16-18)	1	1
25	F	1108238-NLA	NLA - Footboard with Cover	1	1
25		1114311	Footboard w/ Cover (11-1/4" W x 11-1/2" L)	1	1
NOTE: A - Includes items 2-7 B - Includes items 9, 13, 14, 15, 17 and 25 C - Includes items 10-12 D - Vertical Support Tube includes Tube Caps at both ends E - Includes items 18-24 F - No Longer Available. Order part #1114311 as the recommended replacement.					

Front Rigging - Center Mount Rigging (CTMT-FJ with CTMTFB One PC Flip-Up Footboard) (CTMT-FJ = 9-1/2"-11" Range)



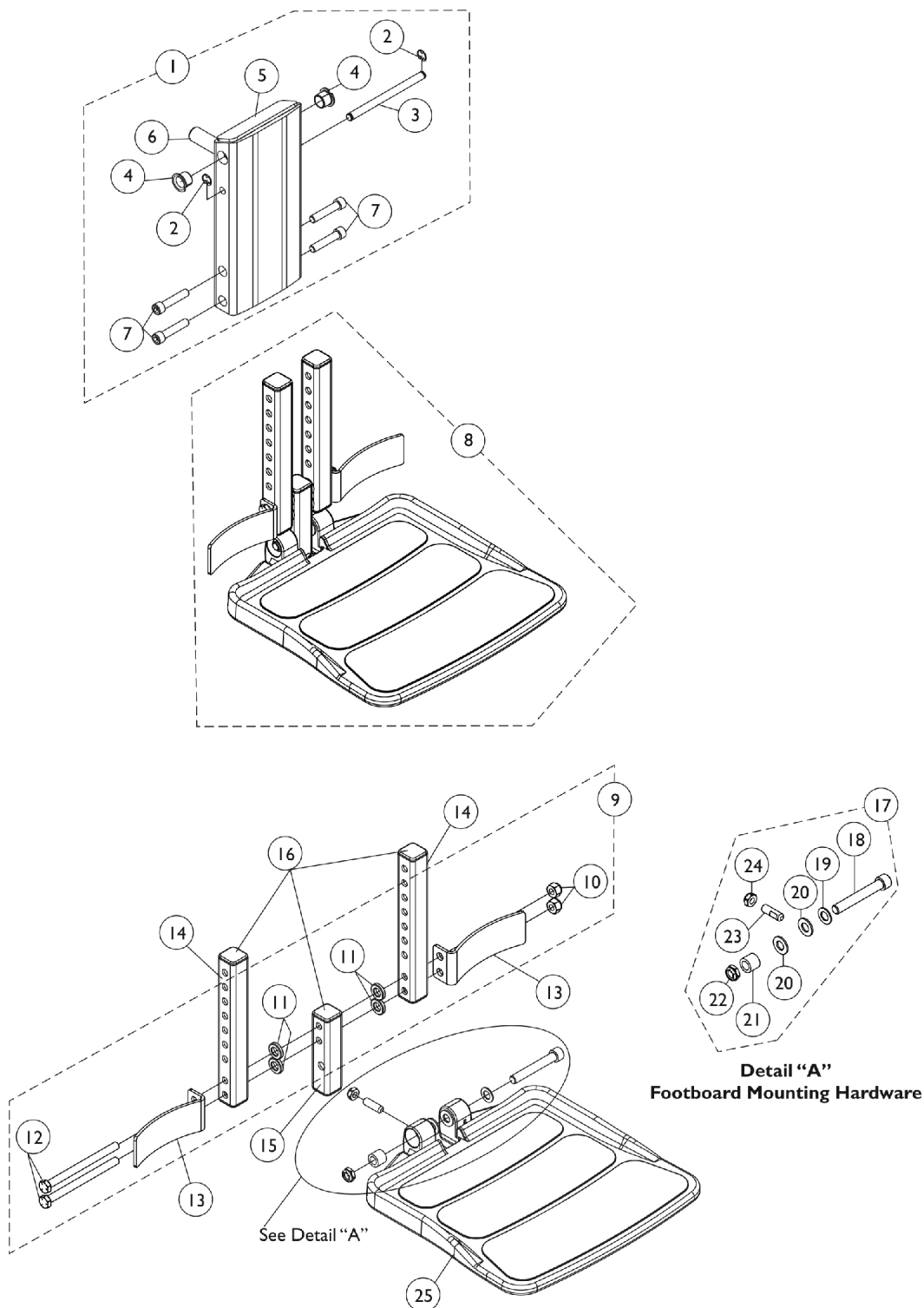
Front Rigging - Center Mount Rigging (CTMT-FJ with CTMTFB One PC Flip-Up Footboard) (CTMT-FJ = 9-1/2"-11" Range)

Item Number	Note	Part Number	Description	Quantity Per	
				Package	Assembly
1	A	1166063-NLA	NLA - Center Mount Front Rigging w/ One PC Footboard, CGT/M51 (9-1/2" - 11" Range)	1	1
2			Rack, Center Mount Rigging Angle Adjustable	1	1
3			Support, Footrest, Center Mount, Black - Short	1	1
4			Bearing, Flange (1/2 x 13/16 x 1/2")	1	2
5			Screw, Shoulder Hex Socket Head (5/16" x 2-1/2", 1/4-20)	1	1
6			Washer (1/4 x 1/2 x 1/16")	1	1
7			Locknut (1/4-20)	1	1
8			Bracket, Heel Stop, Black	1	2
9			NLA - Screw, Hex Head (5/16-18 x 3-1/4")	1	2
10			Locknut (5/16-18)	1	2
11			Footboard Extension Assembly, Black (9-1/2" - 11" Range)	1	1
12			Plug Button, Black (1" Square)	1	1
13			Screw, Socket, Button Head w/ Patch (5/16-18 x 3/4")	1	4
14			Cleat, Button Head	1	2
15			Screw, Socket Head (3/8-16 x 2-1/2")	1	1
16			Washer, Flat (3/8 x 11/16 x 1/16")	1	1
17			Washer, Nylon (3/8 x 3/4 x 1/16")	1	2
18			Bushing (3/8 x 5/8 x 1/2")	1	1
19			Locknut, Low Profile (3/8-16)	1	1
20			Screw, Set Socket Flat Point (5/16-18 x 1")	1	1
21			Locknut (5/16-18)	1	1
22	B	1166066	NLA - Footboard with Cover	1	1
23			Kit, Footboard Extension Assembly (9-1/2" - 11" Range)	1	1
11			Footboard Extension Assembly, Black (9-1/2" - 11" Range)	1	1
12			Plug Button, Black (1" Square)	1	1
13			Screw, Socket, Button Head w/ Patch (5/16-18 x 3/4")	1	4
14			Cleat, Button Head	1	2
24	C	1147134	Kit, Footboard Mounting Hardware	1	1
15			Screw, Socket Head (3/8-16 x 2-1/2")	1	1
16			Washer, Flat (3/8 x 11/16 x 1/16")	1	1
17			Washer, Nylon (3/8 x 3/4 x 1/16")	1	2
18			Bushing (3/8 x 5/8 x 1/2")	1	1
19			Locknut, Low Profile (3/8-16)	1	1
20			Screw, Set Socket Flat Point (5/16-18 x 1")	1	1
21			Locknut (5/16-18)	1	1
22	D	1108238-NLA	NLA - Footboard with Cover	1	1

Front Rigging - Center Mount Rigging (CTMT-FJ with CTMTFB One PC Flip-Up Footboard) (CTMT-FJ = 9-1/2"-11" Range)

Item Number	Note	Part Number	Description	Quantity Per	
				Package	Assembly
22		1114311	Footboard w/ Cover (11-1/4" W x 11-1/2" L)	1	1
NOTE: A - Includes items 2-22 B - Includes items 11-14 C - Includes items 15-21 D - No Longer Available. Order part #1114311 as the recommended replacement.					

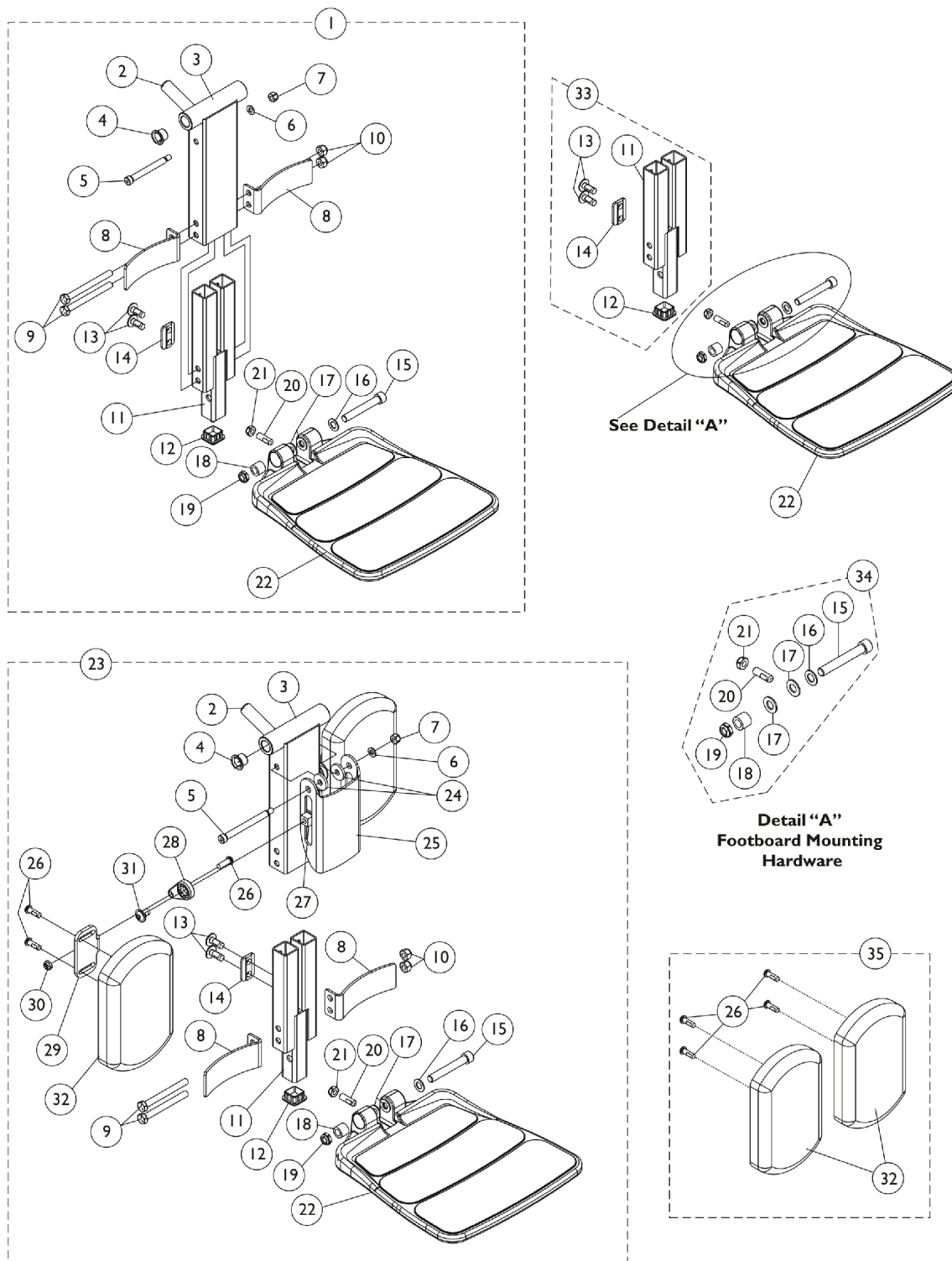
Front Rigging - Center Mount Rigging (CTMT-F with CTMTFB One PC Flip-Up Footboard) (CTMT-F = 12-1/4" - 15" Range)



Front Rigging - Center Mount Rigging (CTMT-F with CTMTFB One PC Flip-Up Footboard) (CTMT-F = 12-1/4" - 15" Range)

Item Number	Note	Part Number	Description	Quantity Per	
				Package	Assembly
1	A	1148725-NLA	NLA - Legrest Support Assembly, Center Mount Rigging	1	1
2			NLA - Ring, Retainer (1/4 x 1/2 x 1/64")	1	2
3			NLA - Pin, Angle, Adjustable, ASBA	1	1
4			Bearing, Flange (1/2 x 13/16 x 1/2")	1	2
5			NLA - Support, Center Mount Rigging Legrest, Black	1	1
6			Rack, Center Mount Rigging Angle Adjustable	1	1
7			Screw, Socket Head (5/16-18 x 1-1/2")	1	4
7		1021344	Screw, Socket Head (5/16-18 x 1-1/2")	1	4
8	B	1160800-NLA	NLA - Footboard Assembly, CTMTFB (For CTMT-F 12-1/4-15")	1	1
9	C	1144608-NLA	NLA - Kit, Heel Stop and Extension Tube Mounting Hardware	1	1
10			Locknut (5/16-18)	1	2
11			NLA - Bushing, Actuator Motor (3/8 x 3/4 x 5/32")	1	4
12			NLA - Screw, Hex Head (5/16-18 x 4")	1	2
13	F	1153789	Bracket, Heel Stop, Black	1	2
14	G	1148711-NLA	NLA - Tube, Extension, Black 104355- Short (For CTMT-F 12-1/4" - 15" Range & PCTMT 10"-13" Range)	1	2
15	D	1144607-NLA	NLA - Tube, Vertical Support with Caps	1	1
16		1144609	Package, End Cap (1" Square)	10	1
17	E	1147134	Kit, Footboard Mounting Hardware	1	1
18			Screw, Socket Head (3/8-16 x 2-1/2")	1	1
19			Washer, Flat (3/8 x 11/16 x 1/16")	1	1
20			Washer, Nylon (3/8 x 3/4 x 1/16")	1	2
21			Bushing (3/8 x 5/8 x 1/2")	1	1
22			Locknut, Low Profile (3/8-16)	1	1
23			Screw, Set Socket Flat Point (5/16-18 x 1")	1	1
24			Locknut (5/16-18)	1	1
25	H	1108238-NLA	NLA - Footboard with Cover	1	1
25		1114311	Footboard w/ Cover (11-1/4" W x 11-1/2" L)	1	1
NOTE: A - Includes items 2-7 B - Includes items 9, 13, 14, 15, 17 and 25 C - Includes items 10-12 D - Extension Tube and Vertical Support Tube includes Tube Caps at both ends E - Includes items 18-24 F - Heel Stop Bracket was revised 2/6/08. It is recommended to order in pairs to match for chairs manufactured before 2/6/08. G - End Caps are no longer used or required for the extension tube as of 4/9/08 H - No Longer Available. Order part #1114311 as the recommended replacement.					

Front Rigging - Center Mount Rigging (CTMT-F with CTMTFB One PC Flip-Up Footboard) (CTMT-F = 11" - 15" Range)



Front Rigging - Center Mount Rigging (CTMT-F with CTMTFB One PC Flip-Up Footboard) (CTMT-F = 11" - 15" Range)

Item Number	Note	Part Number	Description	Quantity Per	
				Package	Assembly
1	A	1166064-NLA	NLA - Center Mount Front Rigging w/ One PC Footboard, CGT/M51 (11" - 15" Range)	1	1
2			Rack, Center Mount Rigging Angle Adjustable	1	1
3			Support, Footrest, Center Mount, Black - Regular	1	1
4			Bearing, Flange (1/2 x 13/16 x 1/2")	1	2
5			Screw, Shoulder Hex Socket Head (5/16" x 2-1/2", 1/4-20)	1	1
6			Washer (1/4 x 1/2 x 1/16")	1	1
7			Locknut (1/4-20)	1	1
8			Bracket, Heel Stop, Black	1	2
9			NLA - Screw, Hex Head (5/16-18 x 3-1/4")	1	2
10			Locknut (5/16-18)	1	2
11			Footboard Extension Assembly, Black (11" - 15" Range)	1	1
12			Plug Button, Black (1" Square)	1	1
13			Screw, Socket, Button Head w/ Patch (5/16-18 x 3/4")	1	4
14			Cleat, Button Head	1	2
15			Screw, Socket Head (3/8-16 x 2-1/2")	1	1
16			Washer, Flat (3/8 x 11/16 x 1/16")	1	1
17			Washer, Nylon (3/8 x 3/4 x 1/16")	1	2
18			Bushing (3/8 x 5/8 x 1/2")	1	1
19			Locknut, Low Profile (3/8-16)	1	1
20			Screw, Set Socket Flat Point (5/16-18 x 1")	1	1
21			Locknut (5/16-18)	1	1
22	B	1166065-NLA	NLA - Footboard with Cover	1	1
23			NLA - Center Mount Front Rigging w/ One PC Footboard & Calf Pads, CGT/M51 (11" - 15" Range)	1	1
2			Rack, Center Mount Rigging Angle Adjustable	1	1
3			Support, Footrest, Center Mount, Black - Regular	1	1
4			Bearing, Flange (1/2 x 13/16 x 1/2")	1	2
5			Screw, Shoulder Hex Socket Head (5/16" x 3", 1/4-20)	1	1
6			Washer (1/4 x 1/2 x 1/16")	1	1
7			Locknut (1/4-20)	1	1
8			Bracket, Heel Stop, Black	1	2
9			NLA - Screw, Hex Head (5/16-18 x 3")	1	2
10			Locknut (5/16-18)	1	2
11			Footboard Extension Assembly, Black (11" - 15" Range)	1	1
12			Plug Button, Black (1" Square)	1	1
13			Screw, Socket, Button Head w/ Patch (5/16-18 x 3/4")	1	4

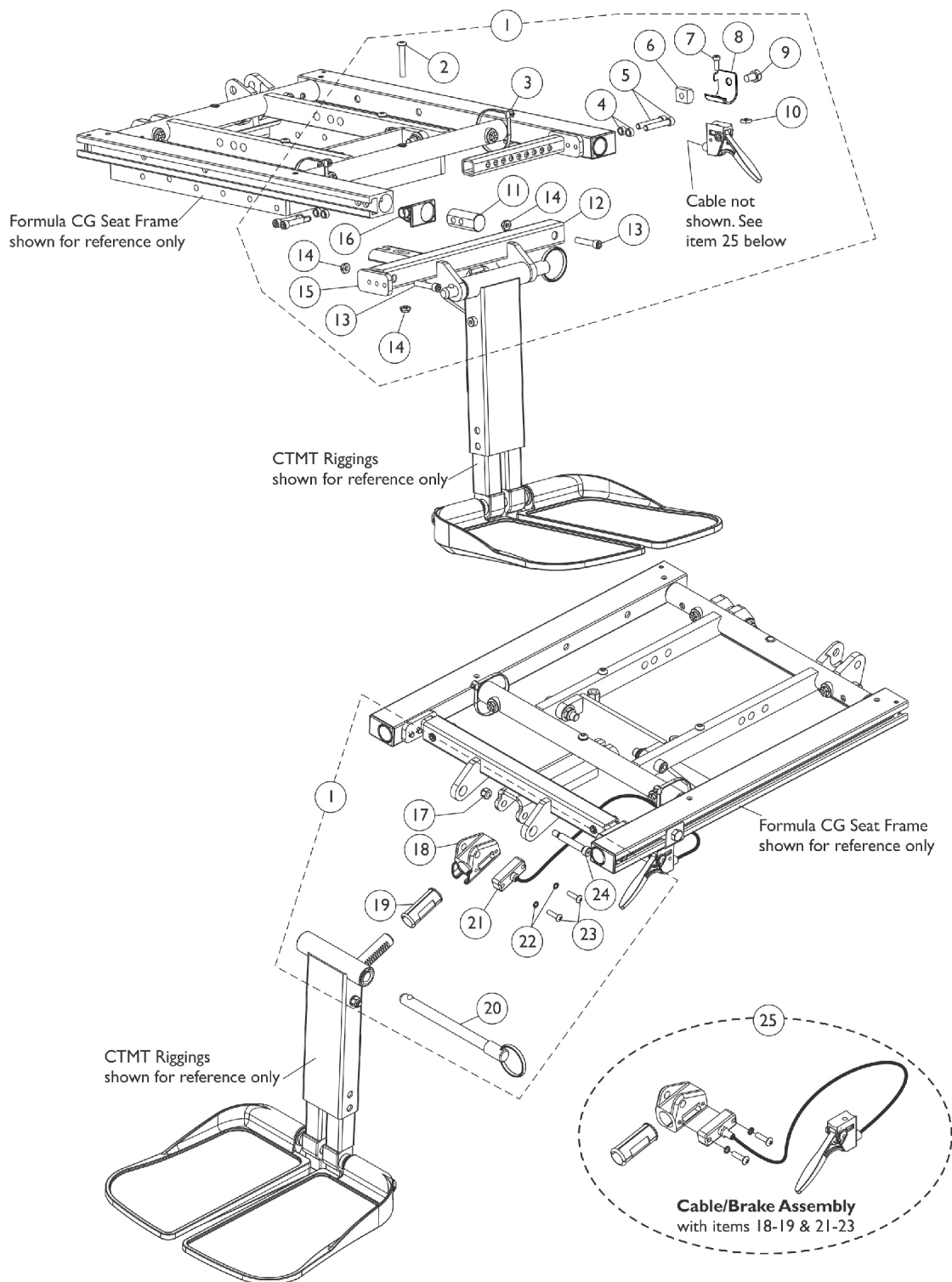
Front Rigging - Center Mount Rigging (CTMT-F with CTMTFB One PC Flip-Up Footboard) (CTMT-F = 11" - 15" Range)

Item Number	Note	Part Number	Description	Quantity Per	
				Package	Assembly
14			Cleat, Button Head	1	2
15			Screw, Socket Head (3/8-16 x 2-1/2")	1	1
16			Washer, Flat (3/8 x 11/16 x 1/16")	1	1
17			Washer, Nylon (3/8 x 3/4 x 1/16")	1	2
18			Bushing (3/8 x 5/8 x 1/2")	1	1
19			Locknut, Low Profile (3/8-16)	1	1
20			Screw, Set Socket Flat Point (5/16-18 x 1")	1	1
21			Locknut (5/16-18)	1	1
22			NLA - Footboard with Cover	1	1
24			Washer, Nylon (5/16 x 7/8 x 1/8")	1	2
25			Bracket, Calf Pad, Black	1	1
26			Screw, Socket Button Head w/ Patch (1/4-20 x 3/4")	1	6
27			Nut, T (5/16-18)	1	2
28			Adjuster, Calf Pad	1	2
29			Bracket, Mounting, Calf Pad	1	2
30			Locknut (1/4-20)	1	2
31			Screw, Socket, Button Head w/ Patch (5/16-18 x 1/2")	1	2
32			Pad, Calf (4-1/2" W x 7-1/4" L)	1	2
33	C	1166067	Kit, Footboard Extension Assembly (11" - 15" Range)	1	1
11			Footboard Extension Assembly, Black (11" - 15" Range)	1	1
12			Plug Button, Black (1" Square)	1	1
13			Screw, Socket, Button Head w/ Patch (5/16-18 x 3/4")	1	4
14			Cleat, Button Head	1	2
34	D	1147134	Kit, Footboard Mounting Hardware	1	1
15			Screw, Socket Head (3/8-16 x 2-1/2")	1	1
16			Washer, Flat (3/8 x 11/16 x 1/16")	1	1
17			Washer, Nylon (3/8 x 3/4 x 1/16")	1	2
18			Bushing (3/8 x 5/8 x 1/2")	1	1
19			Locknut, Low Profile (3/8-16)	1	1
20			Screw, Set Socket Flat Point (5/16-18 x 1")	1	1
21			Locknut (5/16-18)	1	1
22	H	1108238-NLA	NLA - Footboard with Cover	1	1
22		1114311	Footboard w/ Cover (11-1/4" W x 11-1/2" L)	1	1
35	E	1163373	Kit, Calf Pad (Pair)	1	1
26			Pad, Calf (4-1/2" W x 7-1/4" L)	1	2
32			Screw, Socket Button Head w/ Patch (1/4-20 x 3/4")	1	4
	F	1165506	Kit, Bracket, Calf Pad Mounting w/ Hardware	1	1
5			Screw, Shoulder Hex Socket Head (5/16" x 3", 1/4-20)	1	1

Front Rigging - Center Mount Rigging (CTMT-F with CTMTFB One PC Flip-Up Footboard) (CTMT-F = 11" - 15" Range)

Item Number	Note	Part Number	Description	Quantity Per	
				Package	Assembly
6	G	1165505	Washer (1/4 x 1/2 x 1/16")	1	1
7			Locknut (1/4-20)	1	1
24			Washer, Nylon (5/16 x 7/8 x 1/8")	1	2
25			Bracket, Calf Pad, Black	1	1
			Kit, Hardware, Calf Pad Adjustment	1	1
26			Screw, Socket Button Head w/ Patch (1/4-20 x 3/4")	1	2
27			Nut, T (5/16-18)	1	2
28			Adjuster, Calf Pad	1	2
29			Bracket, Mounting, Calf Pad	1	2
30			Locknut (1/4-20)	1	2
31			Screw, Socket, Button Head w/ Patch (5/16-18 x 1/2")	1	2
NOTE: A - Includes items 2-22 B - Includes items 2-22 and 24-32 C - Includes items 11-14 D - Includes items 15-21 E - Includes items 26 and 32 F - Not shown. Includes items 5-7, 24 and 25 G - Not shown. Includes items 26-31 H - No Longer Available. Order part #1114311 as the recommended replacement.					

Center Mount Rigging Mounting Hardware



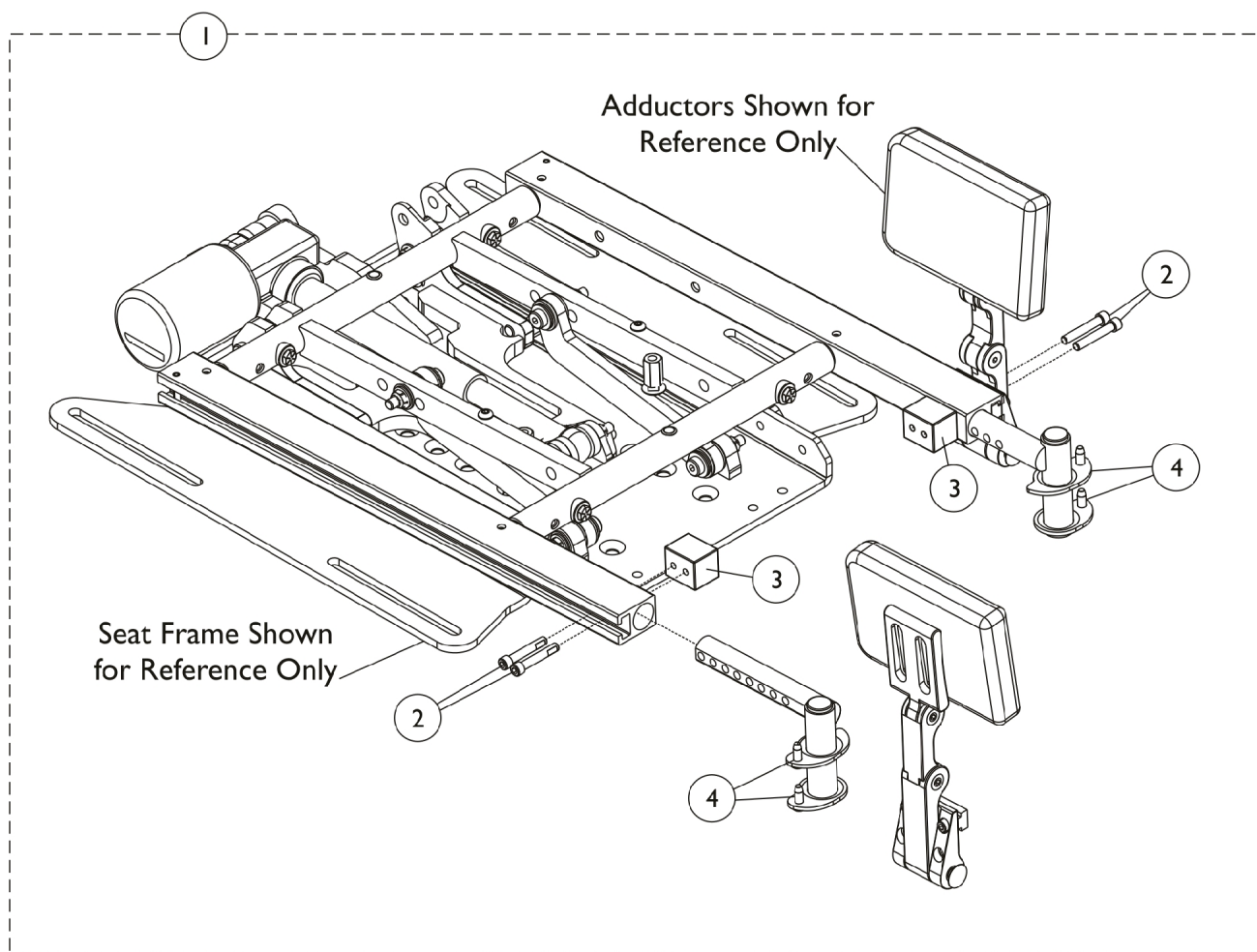
Center Mount Rigging Mounting Hardware

Item Number	Note	Part Number	Description	Quantity Per	
				Package	Assembly
1	A	1147095	Kit, CTMT-F Center Mount Riggings Mounting Hardware (16" - 19" D)	1	1
2			Screw, Socket Button Head (1/4-20 x 1-1/2")	1	1
3			Tie Wrap (11-1/2" L)	1	2
4			NLA - Spacer (1/4 x 3/8 x 3/16")	1	4
5			Screw, Socket Head Cap w/ Patch (1/4-20 x 1-1/2")	1	4
6			T-Nut (5/16-18)	1	1
7			NLA - Screw, Socket Head (#10-32 x 1/2")	1	1
8			Bracket, Release Handle Mounting, Black	1	1
9			NLA - Screw, Hex Head w/ Patch (5/16-18 x 1/2")	1	1
10			Nut, Square (#10-32)	1	1
11			Plug, Support	1	2
12			Support, Footrest, Center Mount Rigging, Black (16"-19" D)	1	1
13			Screw, Socket Head (1/4-20 x 1-1/4")	1	2
14			Locknut (1/4-20)	1	3
15			Support, Seat Pan (16-24" Wide)	1	2
16			Cap, End, Side Rail, Black	1	2
17			Locknut (1/4-20)	1	1
18			Housing, Ratchet	1	1
19			Bearing, Glide	1	2
20			NLA - Pin, Quick Release (5" Long)	1	1
21			Cable/Brake Assembly	1	1
22			NLA - Washer, Lock (3/16 x 5/16 x 1/32")	1	2
23			Screw, Phillips Pan Head (#10-32 x 11/16")	1	2
24			Screw, Shoulder Hex Socket Head (5/16" x 1-5/8", 1/4-20)	1	1
12		1146336	Support, Footrest, Center Mount Rigging, Black (16"-19" D)	1	1
18		1113389	Housing, Ratchet	1	1
19		1113383	Bearing, Glide	1	2
21		1113622	Cable/Brake Assembly	1	1
22		1028527-NLA	NLA - Washer, Lock (3/16 x 5/16 x 1/32")	1	2
23		40163X008	Screw, Phillips Pan Head (#10-32 x 11/16")	1	2
25		1121079	Cable/Brake Assembly w/ Ratchet Housing and Glide Bearing	1	2
1	A	1147096	Kit, CTMT-F Center Mount Riggings Mounting Hardware (19"-22" Deep)	1	1
2			Screw, Socket Button Head (1/4-20 x 1-1/2")	1	1
3			Tie Wrap (11-1/2" L)	1	2
4			NLA - Spacer (1/4 x 3/8 x 3/16")	1	4
5			Screw, Socket Head Cap w/ Patch (1/4-20 x 1-1/2")	1	4
6			T-Nut (5/16-18)	1	1
7			NLA - Screw, Socket Head (#10-32 x 1/2")	1	1
8			Bracket, Release Handle Mounting, Black	1	1
9			NLA - Screw, Hex Head w/ Patch (5/16-18 x 1/2")	1	1

Center Mount Rigging Mounting Hardware

Item Number	Note	Part Number	Description	Quantity Per	
				Package	Assembly
10			Nut, Square (#10-32)	1	1
11			Plug, Support	1	2
12			Support, Center Mount Rigging, Black (19"-22" D)	1	1
13			Screw, Socket Head (1/4-20 x 1-1/4")	1	2
14			Locknut (1/4-20)	1	3
15			Support, Seat Pan (16-24" Wide)	1	2
16			Cap, End, Side Rail, Black	1	2
17			Locknut (1/4-20)	1	1
18			Housing, Ratchet	1	1
19			Bearing, Glide	1	2
20			NLA - Pin, Quick Release (5" Long)	1	1
21			Cable/Brake Assembly	1	1
22			NLA - Washer, Lock (3/16 x 5/16 x 1/32")	1	2
23			Screw, Phillips Pan Head (#10-32 x 11/16")	1	2
24			Screw, Shoulder Hex Socket Head (5/16" x 1-5/8", 1/4-20)	1	1
12		1147091	Support, Center Mount Rigging, Black (19"-22" D)	1	1
18		1113389	Housing, Ratchet	1	1
19		1113383	Bearing, Glide	1	2
21		1113622	Cable/Brake Assembly	1	1
22		1028527-NLA	NLA - Washer, Lock (3/16 x 5/16 x 1/32")	1	2
23		40163X008	Screw, Phillips Pan Head (#10-32 x 11/16")	1	2
25	B	1121079	Cable/Brake Assembly w/ Ratchet Housing and Glide Bearing	1	1
	C	1145733-NLA	NLA - Instruction Sheet, Center Mount Rigging For Formula CG	1	1
NOTE: A - Includes items 2-24 B - Includes items 18-19 & 21-24 C - Not Shown					

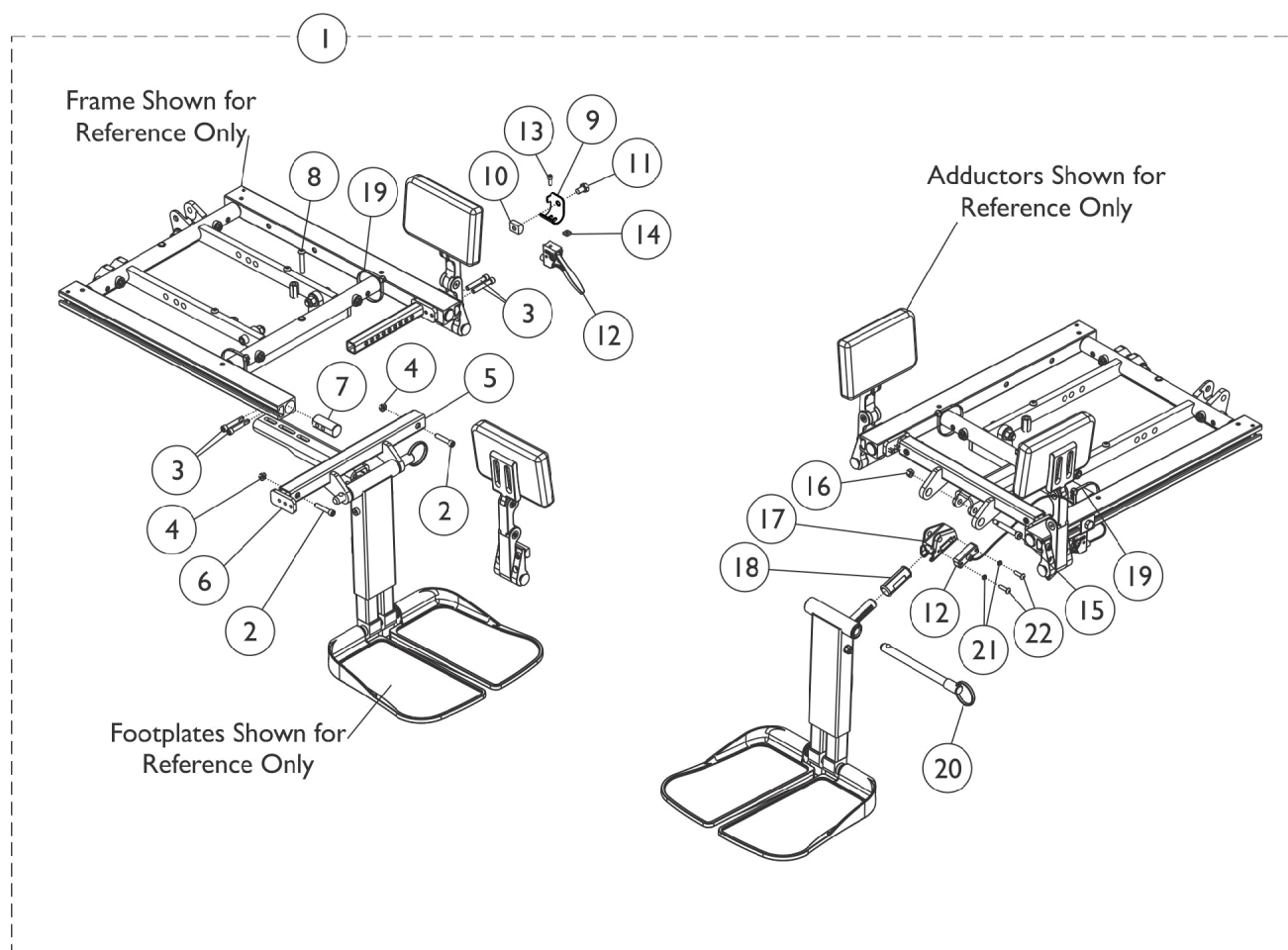
Adductor Mounting Hardware



Adductor Mounting Hardware

Item Number	Note	Part Number	Description	Quantity Per	
				Package	Assembly
1	A	1162438-NLA	NLA - Kit, Adductor Mounting Hardware, CG Tilt/Elevate for TDXSP/SR	1	1
2			Screw, Socket Head Cap w/ Patch (1/4-20 x 1-1/2")	1	4
3			Block, Threaded	1	2
4			Front Rigging Hanger Assembly w/ Plug Button, Hemi, Black - Right	1	1
4			Front Rigging Hanger Assembly w/ Plug Button, Hemi, Black - Left	1	1
NOTE: A - Includes items 2-4.					

Adductor Mounting Hardware - CTMT-F/CTMT-FJ

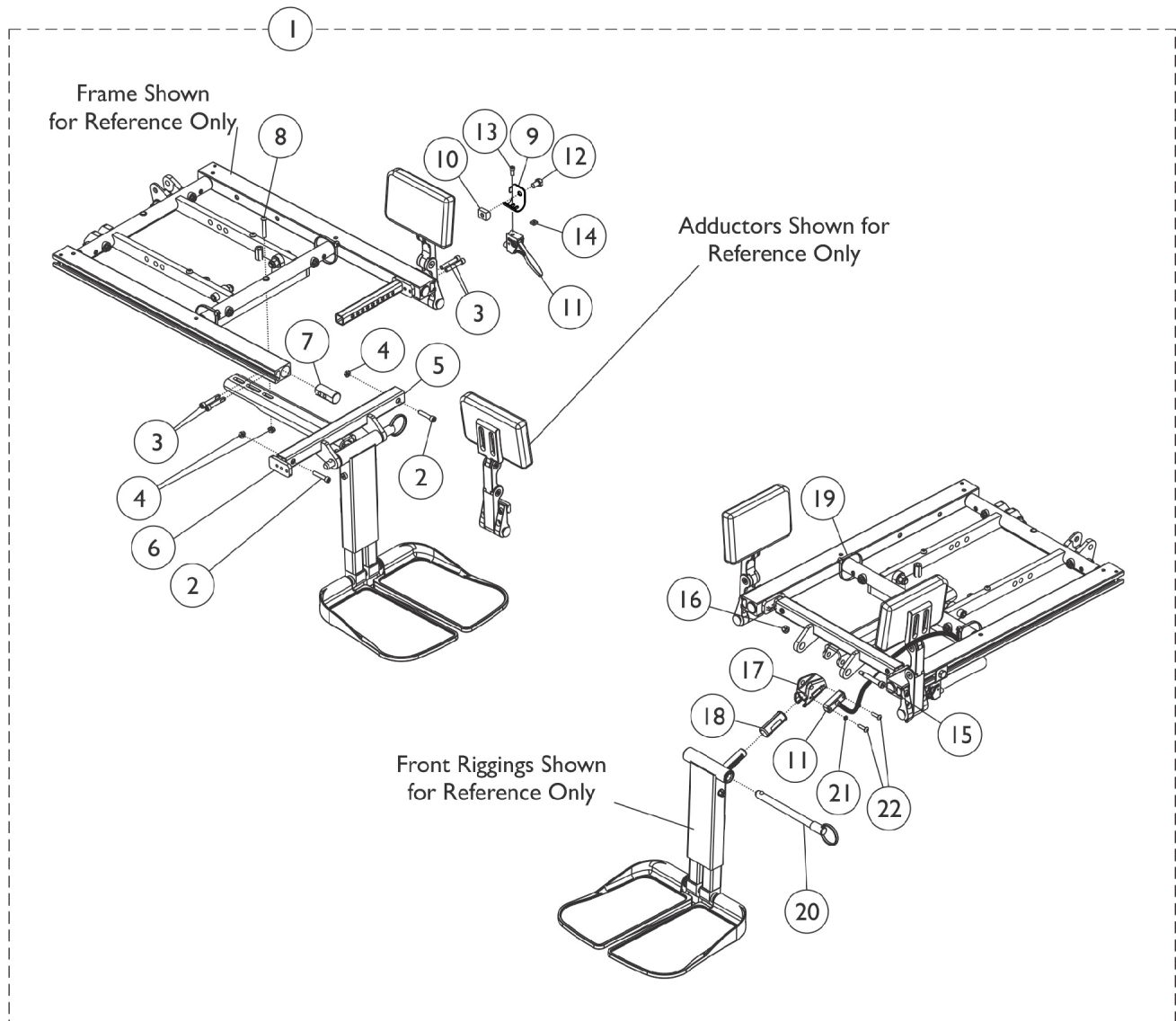


Adductor Mounting Hardware - CTMT-F/CTMT-FJ

Item Number	Note	Part Number	Description	Quantity Per	
				Package	Assembly
1	A	1162441-NLA	NLA - Kit, Adductor Mounting Hardware, Center Mount, Formula TRE	1	1
2			Screw, Socket Head (1/4-20 x 1-1/4")	1	2
3			Screw, Socket Head Cap w/ Patch (1/4-20 x 1-1/2")	1	4
4			Locknut (1/4-20)	1	3
5			Support, Footrest, Center Mount Rigging, Black (16"-19" D)	1	1
6			Support, Seat Pan (16-24" Wide)	1	2
7			Plug, Support	1	2
8			Screw, Socket Button Head (1/4-20 x 1-1/2")	1	1
9			Bracket, Release Handle Mounting, Black	1	1
10			T-Nut (5/16-18)	1	1
11			NLA - Screw, Hex Head w/ Patch (5/16-18 x 1/2")	1	1
12			Cable/Brake Assembly	1	1
13			NLA - Screw, Socket Head (#10-32 x 1/2")	1	1
14			Nut, Square (#10-32)	1	1
15			Screw, Shoulder Hex Socket Head (5/16" x 1-5/8", 1/4-20)	1	1
16			Locknut (1/4-20)	1	1
17			Housing, Ratchet	1	1
18			Bearing, Glide	1	2
19			Tie Wrap (11-1/2" L)	1	2
20			NLA - Pin, Quick Release (5" Long)	1	1
21			NLA - Washer, Lock (3/16 x 5/16 x 1/32")	1	2
22			Screw, Phillips Pan Head (#10-32 x 11/16")	1	2
12		1121079	Cable/Brake Assembly w/ Ratchet Housing and Glide Bearing	1	1

NOTE: A - Includes items 2-22.

Adductor Mounting Hardware - CTMT-F/CTMT-FJ - Long

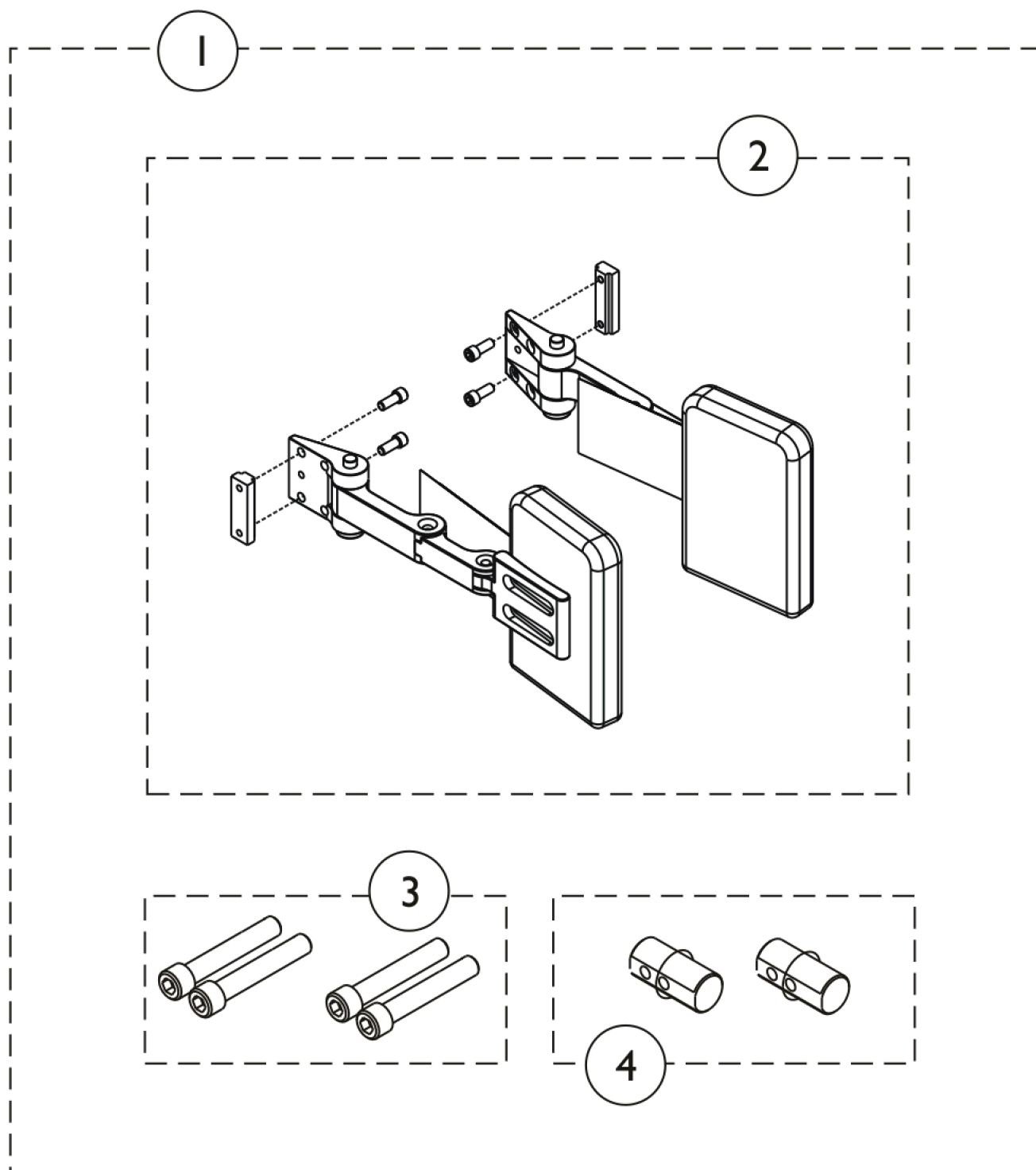


Adductor Mounting Hardware - CTMT-F/CTMT-FJ - Long

Item Number	Note	Part Number	Description	Quantity Per	
				Package	Assembly
1	A	1162442-NLA	NLA - Kit, Adductor Mounting Hardware, Center Mount Front - Long	1	1
2			Screw, Socket Head (1/4-20 x 1-1/4")	1	2
3			Screw, Socket Head Cap w/ Patch (1/4-20 x 1-1/2")	1	4
4			Locknut (1/4-20)	1	3
5			Support, Center Mount Rigging, Black (19"-22" D)	1	1
6			Support, Seat Pan (16-24" Wide)	1	2
7			Plug, Support	1	2
8			Screw, Socket Button Head (1/4-20 x 1-1/2")	1	1
9			Bracket, Release Handle Mounting, Black	1	1
10			T-Nut (5/16-18)	1	1
11			NLA - Screw, Hex Head w/ Patch (5/16-18 x 1/2")	1	1
12			Cable/Brake Assembly	1	1
13			NLA - Screw, Socket Head (#10-32 x 1/2")	1	1
14			Nut, Square (#10-32)	1	1
15			Screw, Shoulder Hex Socket Head (5/16" x 1-5/8", 1/4-20)	1	1
16			Locknut (1/4-20)	1	1
17			Housing, Ratchet	1	1
18			Bearing, Glide	1	2
19			Tie Wrap (11-1/2" L)	1	2
20			NLA - Pin, Quick Release (5" Long)	1	1
21			NLA - Washer, Lock (3/16 x 5/16 x 1/32")	1	2
22			Screw, Phillips Pan Head (#10-32 x 11/16")	1	2
12		1121079	Cable/Brake Assembly w/ Ratchet Housing and Glide Bearing	1	1

NOTE: A - Includes items 2-22.

Adductors & Mounting Hardware



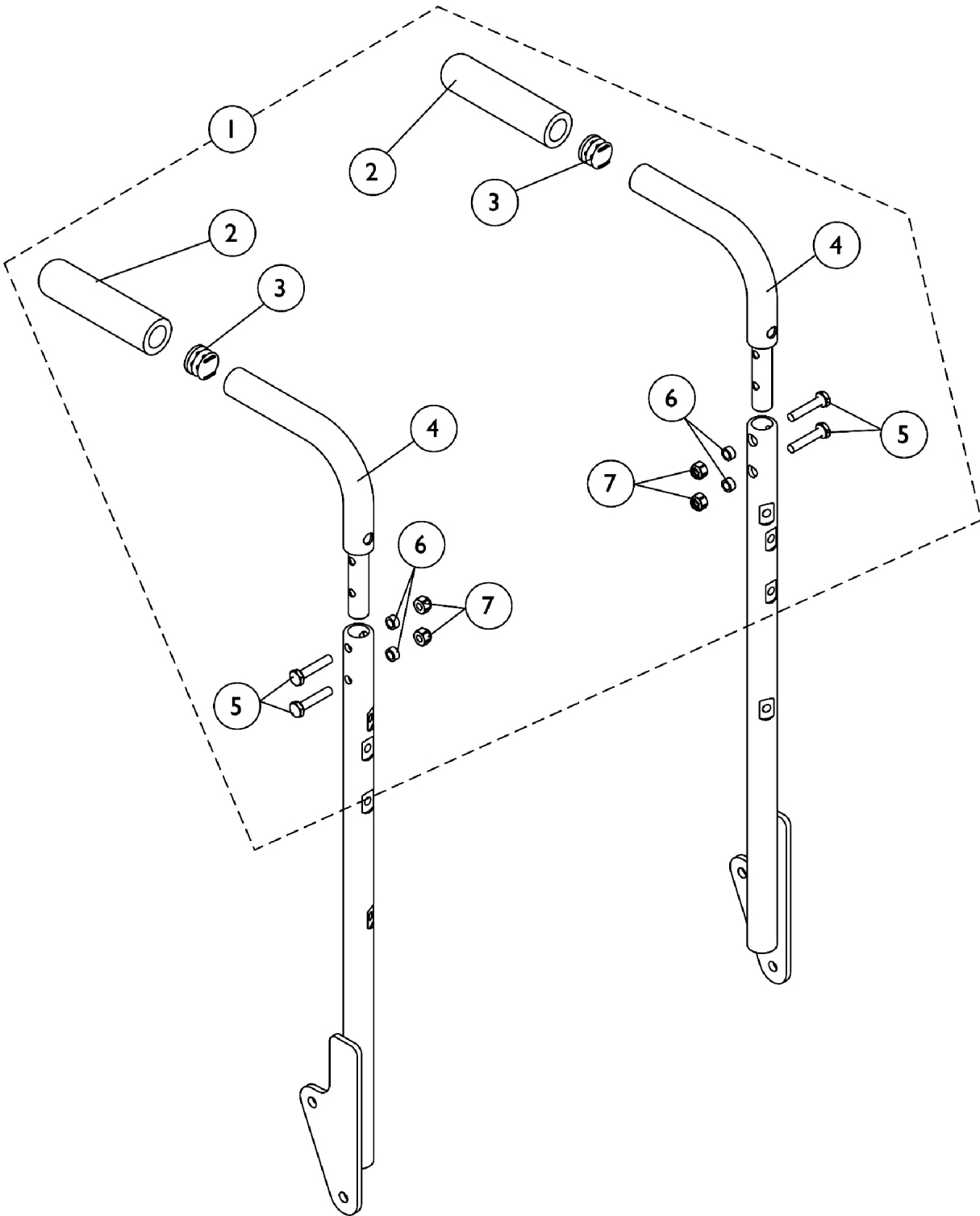
Adductors & Mounting Hardware

Adductors & Mounting Hardware

Item Number	Note	Part Number	Description	Quantity Per	
				Package	Assembly
1	A	1164876	Kit, Universal Stealth Adductor w/ Hardware Retrofit (4" W x 4" H) (Pair)	1	1
2			NLA - Adductor w/ Hardware (4" W x 4" H) (Pair)	1	1
3			Screw, Socket Head Cap w/ Patch (1/4-20 x 1-1/2")	1	4
4			Plug, Support	1	2
1	A	1164877	Kit, Universal Stealth Adductor w/ Hardware Retrofit (4" W x 6" H) (Pair)	1	1
2			NLA - Adductor w/ Hardware (4" W x 6" H) (Pair)	1	1
3			Screw, Socket Head Cap w/ Patch (1/4-20 x 1-1/2")	1	4
4			Plug, Support	1	2
NOTE: A - Includes items 2-4.					

Back Cane Push Handle Attachments

Conventional Tilt

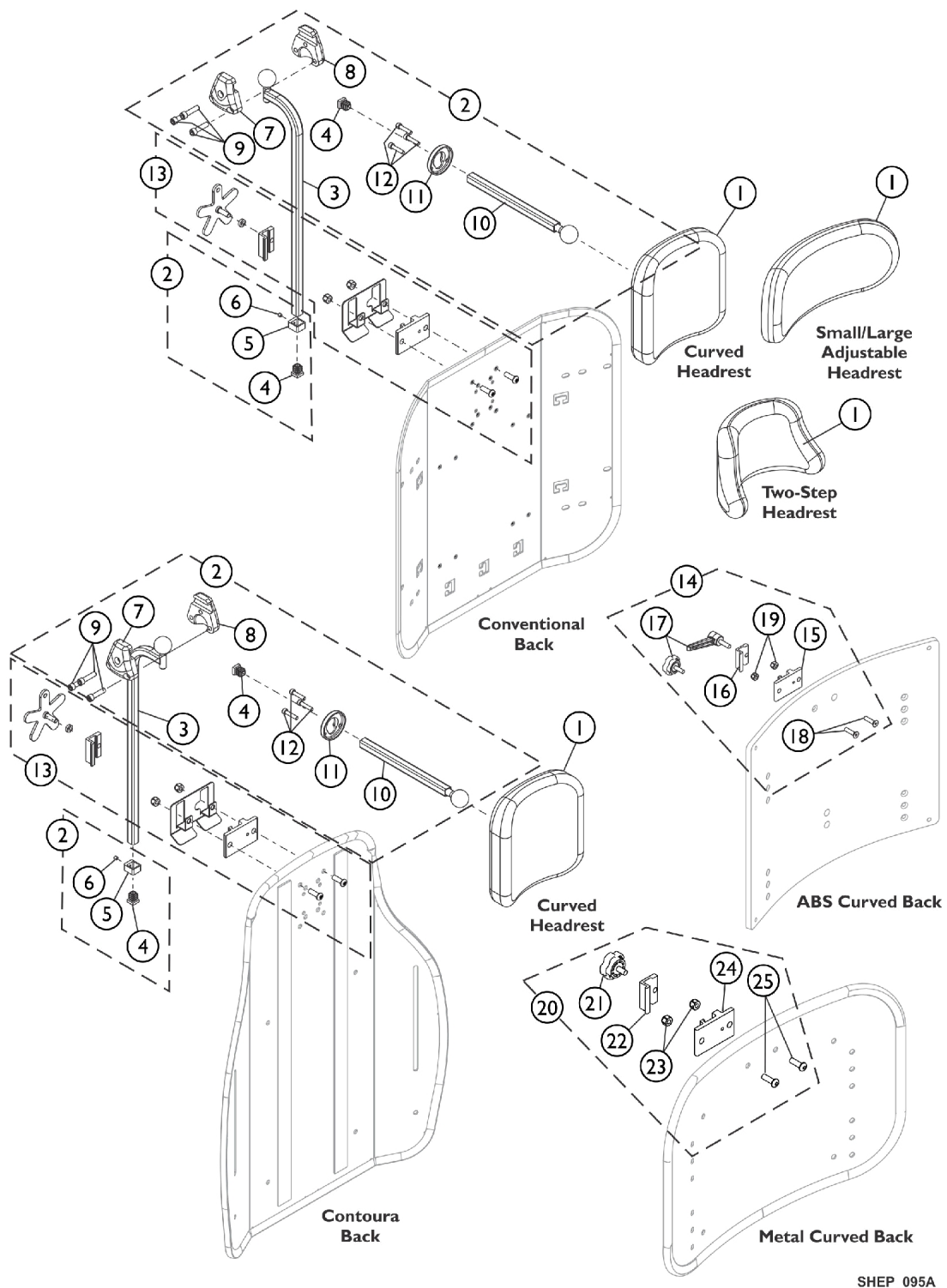


Back Cane Push Handle Attachments

Conventional Tilt

Item Number	Note	Part Number	Description	Quantity Per	
				Package	Assembly
1	A	1133259	Kit, Back Cane Push Handle Attachments (Pair)	1	1
2			Grip, Foam, Hand (4-1/2" L)	1	2
3			Plug Button, Black (7/8")	1	2
4			Attachment, Back Cane Push Handle	1	2
5			Screw, Hex Head (1/4-20 x 1-1/4")	1	4
6			NLA - Spacer (1/4 x 3/8 x 3/16")	1	4
7			Locknut (1/4-20)	1	4
NOTE: A - Includes items 2-7.					

Headrest Support Assembly, Tarsys



SHEP_095A

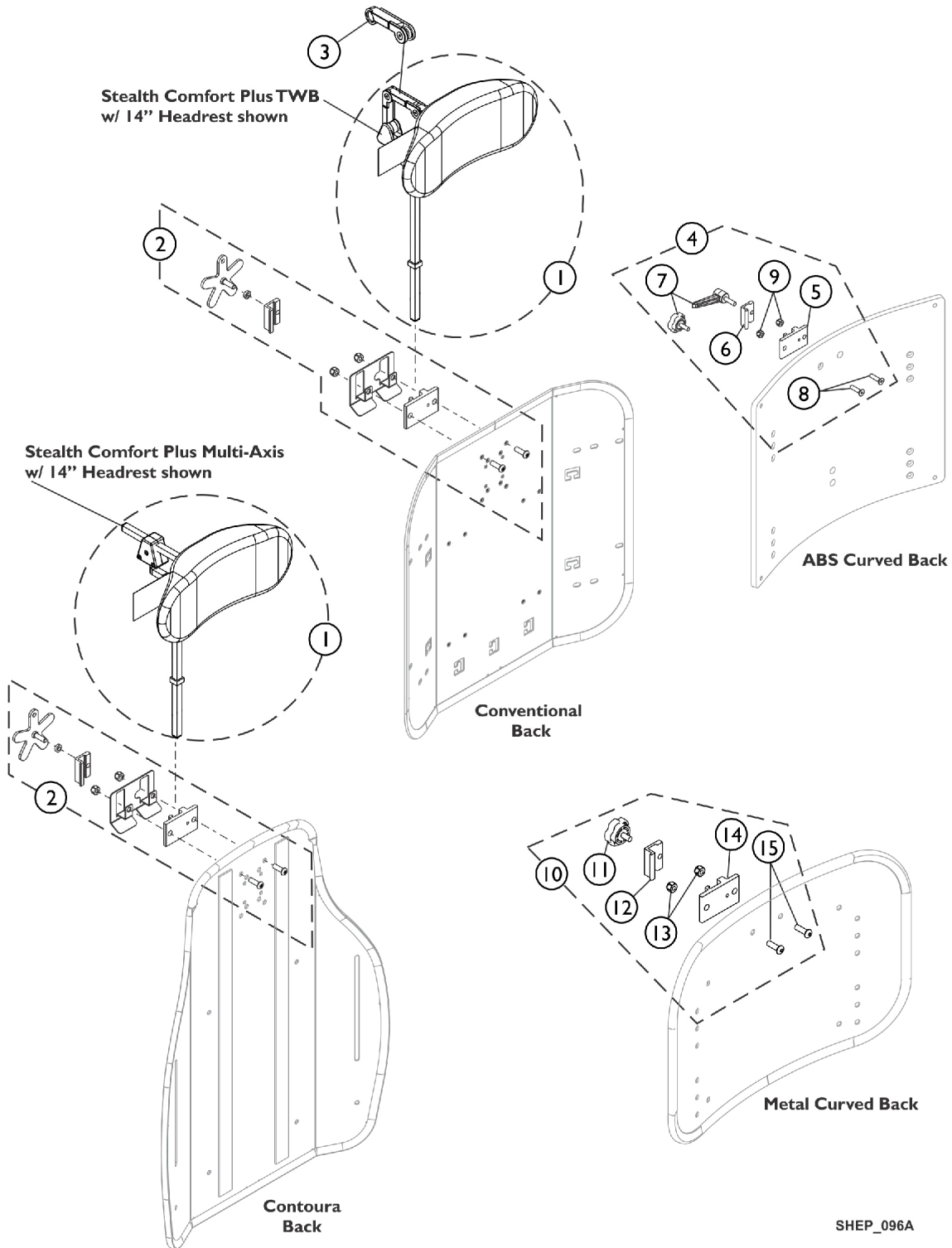
Headrest Support Assembly, Tarsys

Item Number	Note	Part Number	Description	Quantity Per	
				Package	Assembly
1		0127700	Headrest, Curved (6" W x 7" H)	1	1
1		0128000-NLA	NLA - Headrest, Two-Step (8-1/2" W x 5-1/2" H)	1	1
1		0022600	Kit, Headrest w/ Screws, Adjustable, Small, Otto Bock (9" W x 3-1/2" H)	1	1
1		0022400	Kit, Headrest w/ Screws, Adjustable, Large, Otto Bock (12" W x 6" H)	1	1
2	A	0197024	Fixture Assembly, Offset Support	1	1
3		0271524-NLA	NLA - Tube, Offset Fixture, Black	1	1
4		1077076-NLA	NLA - Plug Button, Square (1/2")	1	2
5		0271124-NLA	NLA - Collar, Offset Fixture Tube	1	1
6		0288606-NLA	NLA - Screw, Set Socket Cup Point (#10-24 x 3/16")	1	1
7		0271224	Half Clamp, Non-Threaded Holes	1	1
8		0271324	Half Clamp, Threaded Holes	1	1
9		1027268	Screw, Allen Head (1/4-20 x 1")	1	3
10		0271424-NLA	NLA - Tube, Fixture Adjustment	1	1
11		0283724-NLA	NLA - Ring, Fixture Clamp	1	1
12		0067006-NLA	NLA - Screw, Cap, Socket Head (#10-32 x 1/2")	1	3
13	B	1124686	Kit, Headrest Mounting Hardware	1	1
14	F,C,G	0273100	Kit, Headrest Clamp, Lever Style	1	1
15	D	0237422-NLA	NLA - Clamp, Small Bottom Half	1	1
16	D	0237522-NLA	NLA - Clamp, Small Top Half	1	1
17		1072439-NLA	NLA - Knob, Adjustment, Black (3/4" L Threads)	1	1
18		0288706-NLA	NLA - Screw, Socket, Flat Head (1/4-20 x 1")	1	2
19		1025736	Locknut (1/4-20)	1	2
20	E	1160332	Kit, Headrest Clamp, Knob Style	1	1
21		1072439-NLA	NLA - Knob, Adjustment, Black (3/4" L Threads)	1	1
22	D	0237522-NLA	NLA - Clamp, Small Top Half	1	1
23		1025736	Locknut (1/4-20)	1	2
24	D	0237422-NLA	NLA - Clamp, Small Bottom Half	1	1
25		1009838	Screw, Socket Button (1/4-20 x 3/4")	1	2

NOTE: A - Includes items 3-12
 B - Individual components are not available. The Headrest Mounting Hardware Kit was revised to include a Wire Guard Bracket and is used for Conventional and Contoura Backs. The Headrest Mounting Hardware Kit is also backward compatible in the field.
 C - Includes items 15-19. Used for ABS Plastic Curved Backs and double spreader bar applications as well.
 D - Clamp is no longer available individually. See Headrest Clamp Mounting Hardware Kit item 14 or 20 depending on Back Style.
 E - Includes items 21-25. Used on Metal Curved Backs. Hardware can also be used with an Invacare PCS Back.
 F - Item 17 Adjustment Knob was replaced with an Adjustment Lever. The Lever is not available as a separate part. The knob Part # 1072439 is interchangeable with the Lever.
 G - Hardware can also be used with an Invacare Personal Back.

Headrest Support Assembly, Stealth

CP175/CP275/CP180/CP280



SHEP_096A

Headrest Support Assembly, Stealth

CP175/CP275/CP180/CP280

Item Number	Note	Part Number	Description	Quantity Per	
				Package	Assembly
1	J,A	1127408-NLA	NLA - Kit, Headrest 10" TWB Comfort Plus Stealth (CP280)	1	1
1	J,A	1127409-NLA	NLA - Kit, Headrest 14" TWB Comfort Plus Stealth (CP180)	1	1
1	J,A	1127410-NLA	NLA - Kit, Headrest 10" Multi-Axis Comfort Plus Stealth (CP275)	1	1
1	J,A	1127411-NLA	NLA - Kit, Headrest 14" Multi-Axis Comfort Plus Stealth (CP175)	1	1
2	C	1124686	Kit, Headrest Mounting Hardware	1	1
3	C,D	1127414	Kit, Link Extension Stealth	1	1
4	G,H,I,B	0273100	Kit, Headrest Clamp, Lever Style	1	1
5	E	0237422-NLA	NLA - Clamp, Small Bottom Half	1	1
6	E	0237522-NLA	NLA - Clamp, Small Top Half	1	1
7		1072439-NLA	NLA - Knob, Adjustment, Black (3/4" L Threads)	1	1
8		0288706-NLA	NLA - Screw, Socket, Flat Head (1/4-20 x 1")	1	2
9		1025736	Locknut (1/4-20)	1	2
10	F	1160332	Kit, Headrest Clamp, Knob Style	1	1
11		1072439-NLA	NLA - Knob, Adjustment, Black (3/4" L Threads)	1	1
12	E	0237522-NLA	NLA - Clamp, Small Top Half	1	1
13		1025736	Locknut (1/4-20)	1	2
14	E	0237422-NLA	NLA - Clamp, Small Bottom Half	1	1
15		1009838	Screw, Socket Button (1/4-20 x 3/4")	1	2

NOTE: A - The mounting hardware will contain a lever and star knob tightening device. Disregard the lever that is provided standard by stealth and use the star knob designed for the Formula TRE systems.

B - Includes items 5-9. Used for ABS Plastic Curved Backs and double spreader bar applications as well.

C - Individual components are not available. The Headrest Mounting Hardware Kit was revised to include a Wire Guard Bracket and is used for Conventional and Contoura Backs. The Headrest Mounting Hardware Kit is also backward compatible in the field.

D - The Stealth Link Extension used on the Stealth Comfort Plus TWB models only

E - Clamp is no longer available individually. See Headrest Clamp Mounting Hardware Kit item 4 or 10 depending on Back Style.

F - Includes items 11-15. Used for Metal Curved Backs. Hardware can also be used with an Invacare/Matrx PCS Back.

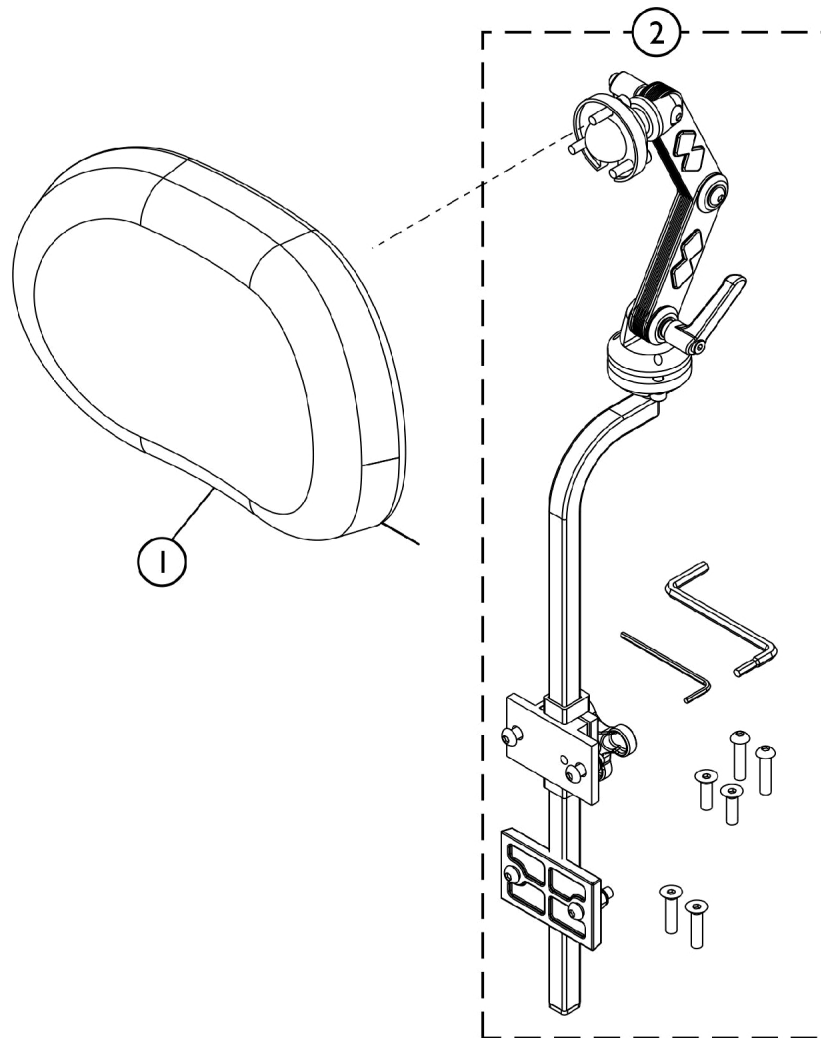
G - Item 7 Adjustment Knob was replaced with an Adjustment Lever. The Lever is not available as a separate part. The knob Part # 1072439 is interchangeable with the Lever.

H - Hardware can also be used with an Invacare/Matrx Personal Back, Matrx PB Posture Back and Matrx Elite Backs.

I - For Matrx Elite Backs, item #4 Headrest Clamp Kit attaches to an Adapter Plate that is only included with the Adapter Plate Kit model numbers EHRA-S, EHRA-M or EHRA-L. Refer to the Matrx Rehab Seating and Positioning Pricelist for additional information.

J - Stealth Headrest No Longer Available. See page titled "Headrest Support Assembly - Matrx Elan MEHSP-10, 14" for replacement.

Headrest Support Assembly - Matrx Elan (MEHSP-10,14)

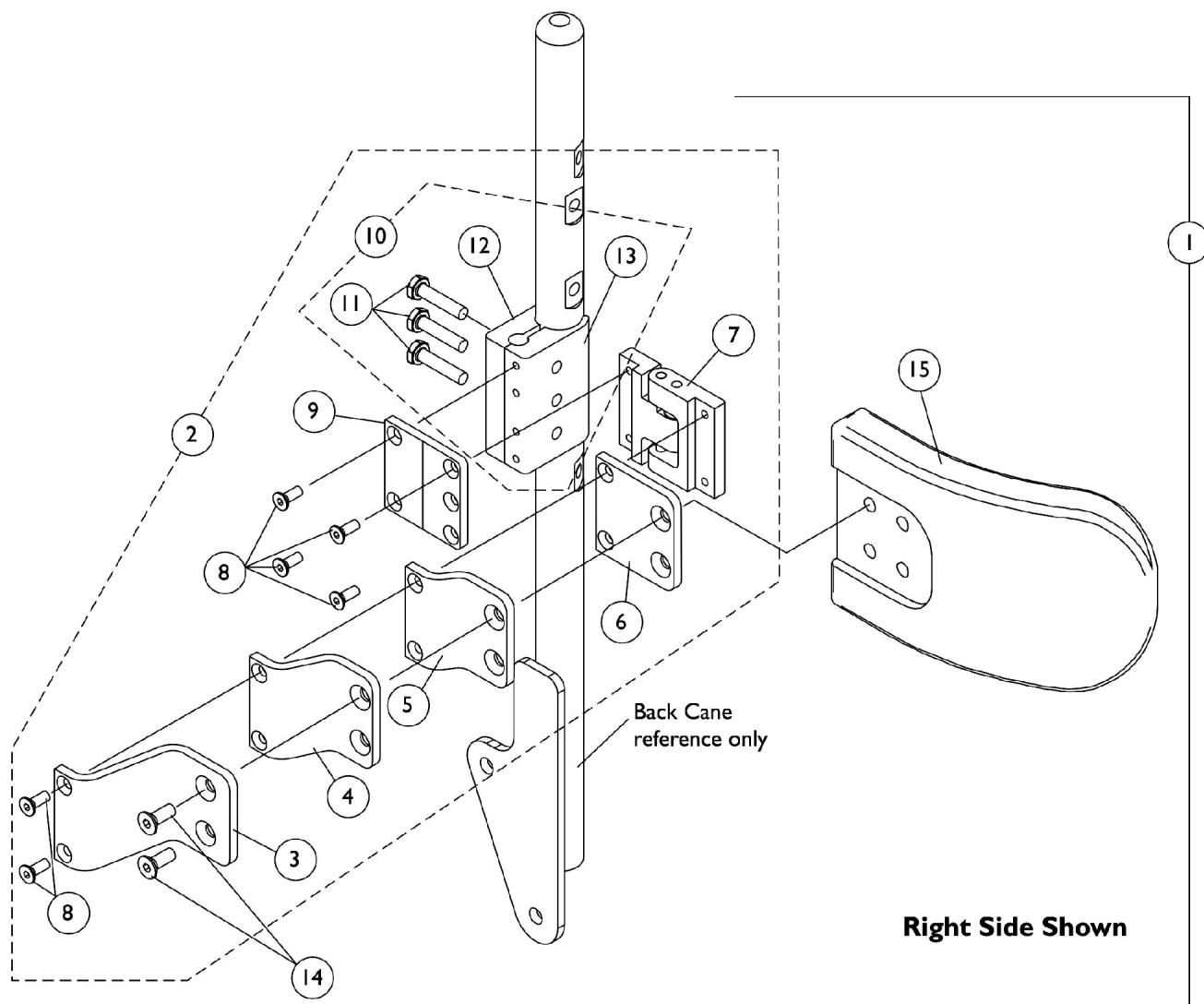


SHEP_262A

Item Number	Note	Part Number	Description	Quantity Per	
				Package	Assembly
1	A	60102830	Kit, Matrx Elan Standard Headrest Pad (10" W)	1	1
1	B	60102833	Kit, Matrx Elan Standard Headrest Pad (14" W)	1	1
2	C	60102826	Kit, Elan Multi-Axis Articulating Headrest Mounting Hardware	1	1
NOTE: A - For model MEHSP-10 B - For model MEHSP-14 C - For model MEMAH					

Lateral Support Assembly, Tarsys TMSLM/TMSLL

Tilt and Tilt w/ BPO Option



Lateral Support Assembly, Tarsys TMSLM/TMSLL

Tilt and Tilt w/ BPO Option

Item Number	Note	Part Number	Description	Quantity Per	
				Package	Assembly
1	A	1107298	Kit, Swingaway Lateral Support Assemblies w/ Medium Pads (Pair)	1	1
3			Bracket, Extension Offset, Black (2")	1	2
4			NLA - Bracket, Extension Offset, Black (1")	1	2
5			NLA - Bracket, Extension Offset, Black (1/2")	1	2
6			Bracket, Flush Mount, Black	1	2
7			NLA - Bracket, Swingaway, Cane Clamp, Black - Right	1	1
7			NLA - Bracket, Swingaway, Cane Clamp, Black - Left	1	1
8			NLA - Screw, Socket Flat Head (#10-32 x 1/2")	1	12
9			NLA - Bracket, Mounting, Black	1	2
11			NLA - Screw, Hex Head (1/4-20 x 1-1/8")	1	6
12			Half Clamp, Non-Threaded Holes	1	2
13			NLA - Half Clamp, Threaded Holes	1	2
14			Screw, Socket Flat Head (1/4-20 x 1/2")	1	4
15			Pad, Lateral Support - Medium (6" W x 4" H)	1	2
1	A	1107299	Kit, Swingaway Lateral Support Assemblies w/ Large Pads (Pair)	1	1
3			Bracket, Extension Offset, Black (2")	1	2
4			NLA - Bracket, Extension Offset, Black (1")	1	2
5			NLA - Bracket, Extension Offset, Black (1/2")	1	2
6			Bracket, Flush Mount, Black	1	2
7			NLA - Bracket, Swingaway, Cane Clamp, Black - Right	1	1
7			NLA - Bracket, Swingaway, Cane Clamp, Black - Left	1	1
8			NLA - Screw, Socket Flat Head (#10-32 x 1/2")	1	12
9			NLA - Bracket, Mounting, Black	1	2
11			NLA - Screw, Hex Head (1/4-20 x 1-1/8")	1	6
12			Half Clamp, Non-Threaded Holes	1	2
13			NLA - Half Clamp, Threaded Holes	1	2
14			Screw, Socket Flat Head (1/4-20 x 1/2")	1	4
15			Pad, Lateral Support - Large (6" W x 5" H)	1	2
2	B	1107245	Kit, Swingaway Bracket Assembly with Offset Brackets, Cane Clamp - Right	1	1
3			Bracket, Extension Offset, Black (2")	1	1
4			NLA - Bracket, Extension Offset, Black (1")	1	1
5			NLA - Bracket, Extension Offset, Black (1/2")	1	1
6			Bracket, Flush Mount, Black	1	1
7			NLA - Bracket, Swingaway, Cane Clamp, Black - Right	1	1
8			NLA - Screw, Socket Flat Head (#10-32 x 1/2")	1	6
9			NLA - Bracket, Mounting, Black	1	1
11			NLA - Screw, Hex Head (1/4-20 x 1-1/8")	1	3

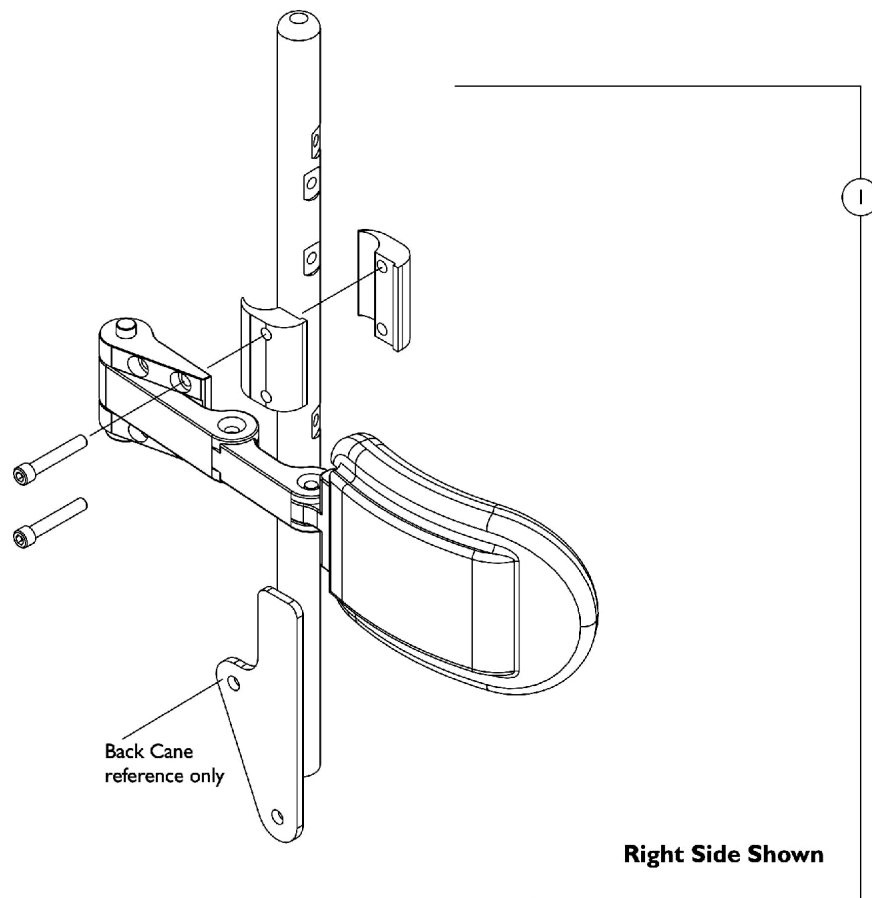
Lateral Support Assembly, Tarsys TMSLM/TMSLL

Tilt and Tilt w/ BPO Option

Item Number	Note	Part Number	Description	Quantity Per	
				Package	Assembly
12	B	1107246	Half Clamp, Non-Threaded Holes	1	1
13			NLA - Half Clamp, Threaded Holes	1	1
2			Kit, Swingaway Bracket Assembly with Offset Brackets, Cane Clamp - Left	1	1
3			Bracket, Extension Offset, Black (2")	1	1
4			NLA - Bracket, Extension Offset, Black (1")	1	1
5			NLA - Bracket, Extension Offset, Black (1/2")	1	1
6			Bracket, Flush Mount, Black	1	1
7			NLA - Bracket, Swingaway, Cane Clamp, Black - Left	1	1
8			NLA - Screw, Socket Flat Head (#10-32 x 1/2")	1	6
9			NLA - Bracket, Mounting, Black	1	1
11	C	1107117	NLA - Screw, Hex Head (1/4-20 x 1-1/8")	1	3
12			Half Clamp, Non-Threaded Holes	1	1
13			NLA - Half Clamp, Threaded Holes	1	1
10			Kit, Lateral Support Mounting Hardware	1	1
11			NLA - Screw, Hex Head (1/4-20 x 1-1/8")	1	3
12			Half Clamp, Non-Threaded Holes	1	1
13			NLA - Half Clamp, Threaded Holes	1	1
NOTE: A - Includes items 3-9 and 11-15 B - Includes items 3-9 and 11-13 C - Includes items 11-13					

Lateral Support Assembly, Stealth TWB-RPR/TWB-RPRL

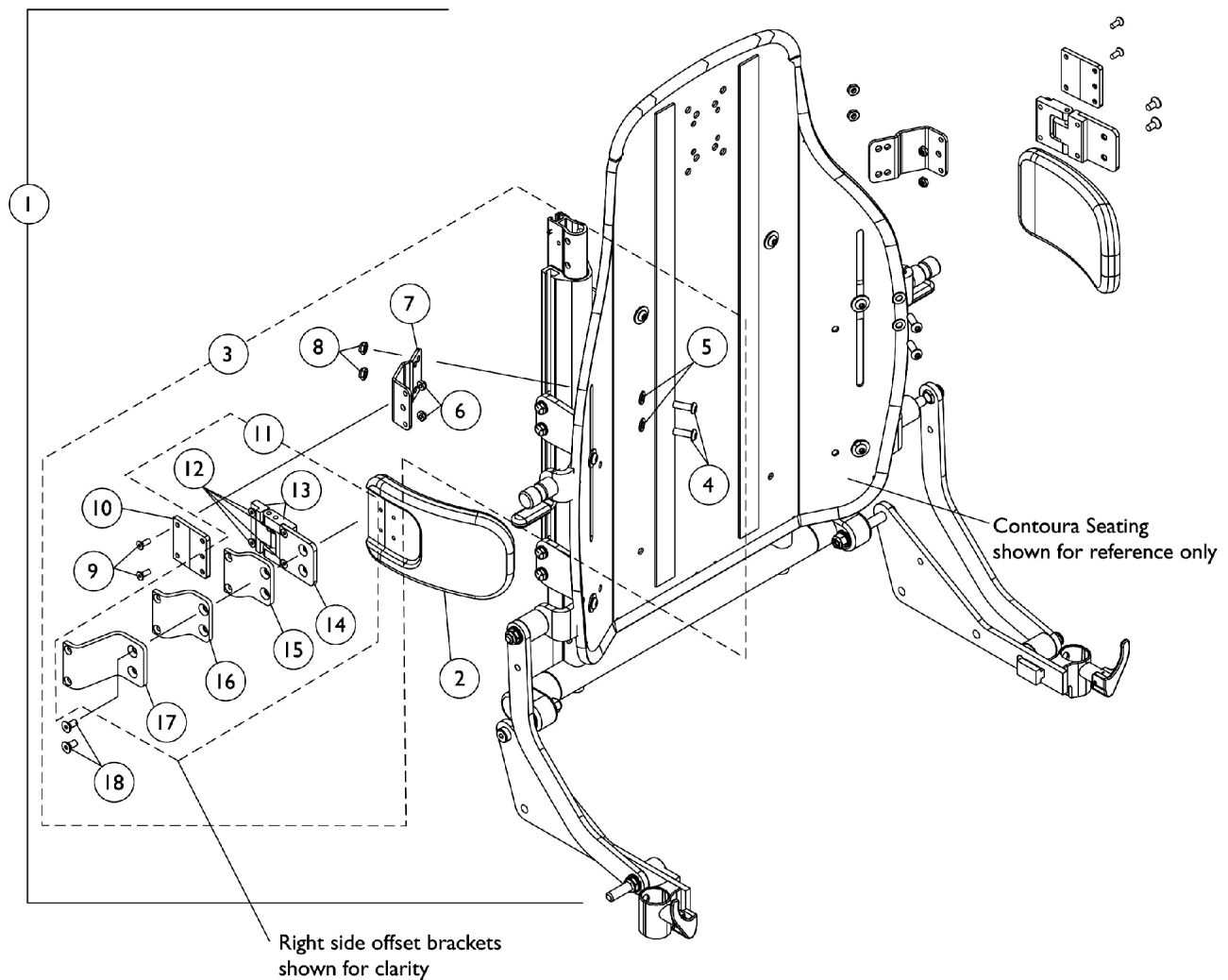
Tilt & Tilt w/ BPO Option



Item Number	Note	Part Number	Description	Quantity Per	
				Package	Assembly
1	A	1125826	Kit, Swingaway Lateral Support Assemblies w/ Medium Pads (5" W x 3" H), Stealth (TWB-RPR) (Pair)	1	1
1	A	1125823-NLA	NLA - Kit, Swingaway Lateral Support Assemblies w/ Large Pads (6" W x 4" H), Stealth (TWB-RPRL) (Pair)	1	1

NOTE: A - Individual components are not available

Lateral Support Assembly, Tarsys CSLM/CSLL Contoura Seating



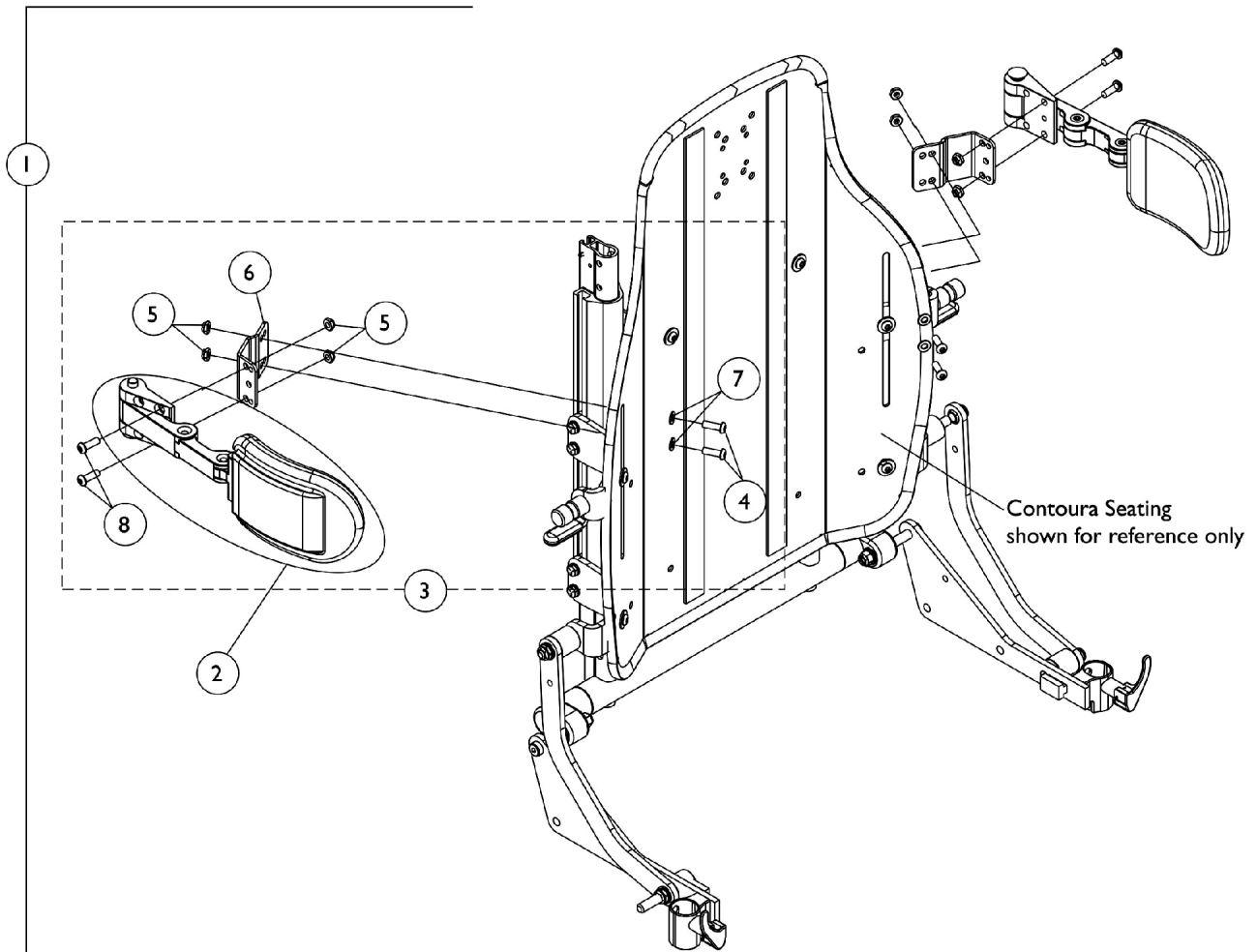
Lateral Support Assembly, Tarsys CSLM/CSLL Contoura Seating

Item Number	Note	Part Number	Description	Quantity Per	
				Package	Assembly
1	A	1128353	Kit, Lateral Support Assemblies w/ Medium Pads (Pair)	1	1
2			Pad, Lateral Support - Medium (6" W x 4" H)	1	2
4			Screw, Socket Button (1/4-20 x 3/4")	1	4
5			Washer (1/4 x 1/2 x 1/16")	1	4
6			Locknut (#10-32)	1	4
7			Bracket, Positioning Strap, Black	1	2
8			Locknut (1/4-20)	1	4
9			NLA - Screw, Socket Flat Head (#10-32 x 1/2")	1	4
10			NLA - Bracket, Mounting, Black	1	2
12			NLA - Screw, Socket Flat Head (#10-32 x 1/2")	1	4
13			Bracket, Swingaway - Right	1	1
13			NLA - Bracket, Swingaway - Left	1	1
14			Bracket, Flush Mount, Black	1	2
15			NLA - Bracket, Extension Offset, Black (1/2")	1	2
16			NLA - Bracket, Extension Offset, Black (1")	1	2
17			Bracket, Extension Offset, Black (2")	1	2
18			Screw, Socket Flat Head (1/4-20 x 1/2")	1	4
1	A	1128354	Kit, Lateral Support Assemblies w/ Large Pads (Pair)	1	1
2			Pad, Lateral Support - Large (6" W x 5" H)	1	2
4			Screw, Socket Button (1/4-20 x 3/4")	1	4
5			Washer (1/4 x 1/2 x 1/16")	1	4
6			Locknut (#10-32)	1	4
7			Bracket, Positioning Strap, Black	1	2
8			Locknut (1/4-20)	1	4
9			NLA - Screw, Socket Flat Head (#10-32 x 1/2")	1	4
10			NLA - Bracket, Mounting, Black	1	2
12			NLA - Screw, Socket Flat Head (#10-32 x 1/2")	1	4
13			Bracket, Swingaway - Right	1	1
13			NLA - Bracket, Swingaway - Left	1	1
14			Bracket, Flush Mount, Black	1	2
15			NLA - Bracket, Extension Offset, Black (1/2")	1	2
16			NLA - Bracket, Extension Offset, Black (1")	1	2
17			Bracket, Extension Offset, Black (2")	1	2
18			Screw, Socket Flat Head (1/4-20 x 1/2")	1	4
3	B	1125780	Kit, Lateral Support Mounting Hardware (Pair)	1	1
4			Screw, Socket Button (1/4-20 x 3/4")	1	4
5			Washer (1/4 x 1/2 x 1/16")	1	4
6			Locknut (#10-32)	1	4
7			Bracket, Positioning Strap, Black	1	2
8			Locknut (1/4-20)	1	4
9			NLA - Screw, Socket Flat Head (#10-32 x 1/2")	1	4

Lateral Support Assembly, Tarsys CSLM/CSLL Contoura Seating

Item Number	Note	Part Number	Description	Quantity Per	
				Package	Assembly
10			NLA - Bracket, Mounting, Black	1	2
12			NLA - Screw, Socket Flat Head (#10-32 x 1/2")	1	4
13			Bracket, Swingaway - Right	1	1
13			NLA - Bracket, Swingaway - Left	1	1
14			Bracket, Flush Mount, Black	1	2
15			NLA - Bracket, Extension Offset, Black (1/2")	1	2
16			NLA - Bracket, Extension Offset, Black (1")	1	2
17			Bracket, Extension Offset, Black (2")	1	2
18			Screw, Socket Flat Head (1/4-20 x 1/2")	1	4
11	C	1090198	Kit, Swingaway Bracket Assembly w/ Offset Brackets - Right	1	1
12			NLA - Screw, Socket Flat Head (#10-32 x 1/2")	1	4
13			Bracket, Swingaway - Right	1	1
14			Bracket, Flush Mount, Black	1	2
15			NLA - Bracket, Extension Offset, Black (1/2")	1	1
16			NLA - Bracket, Extension Offset, Black (1")	1	1
17			Bracket, Extension Offset, Black (2")	1	1
11	C	1090199	Kit, Swingaway Bracket Assembly w/ Offset Brackets - Left	1	1
12			NLA - Screw, Socket Flat Head (#10-32 x 1/2")	1	4
13			NLA - Bracket, Swingaway - Left	1	1
14			Bracket, Flush Mount, Black	1	2
15			NLA - Bracket, Extension Offset, Black (1/2")	1	1
16			NLA - Bracket, Extension Offset, Black (1")	1	1
17			Bracket, Extension Offset, Black (2")	1	1
NOTE: A - Includes items 2, 4-10 and 12-18 B - Includes items 4-10 and 12-18 C - Includes items 12-17					

Lateral Support Assembly, Stealth TWB-CPR/TWB-CPRL Contoura Seating



Lateral Support Assembly, Stealth TWB-CPR/TWB-CPRL

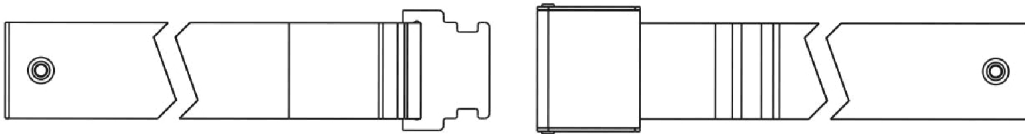
Contoura Seating

Item Number	Note	Part Number	Description	Quantity Per	
				Package	Assembly
1	A	1128734	Kit, Swingaway Lateral Support Assemblies w/ Medium Pads (5" W x 3" H), Stealth (Pair)	1	1
2			Support, Swingaway Lateral w/ Medium Pads (5" W x 3" H), Stealth (TWB-CPR)	2	1
4			Screw, Socket Button (1/4-20 x 3/4")	1	4
5			Locknut (1/4-20)	1	8
6			Bracket, Positioning Strap, Black	1	2
7			Washer (1/4 x 1/2 x 1/16")	1	4
8			NLA - Screw, Socket Button Head (1/4-20 x 1/2")	1	4
1			A	1128735	Kit, Swingaway Lateral Support Assemblies w/ Large Pads (6" W x 4" H), Stealth (Pair)
2	Support, Swingaway Lateral w/ Large Pads (6" W x 4" H), Stealth (TWB-CPRL)	2			1
4	Screw, Socket Button (1/4-20 x 3/4")	1			4
5	Locknut (1/4-20)	1			8
6	Bracket, Positioning Strap, Black	1			2
7	Washer (1/4 x 1/2 x 1/16")	1			4
8	NLA - Screw, Socket Button Head (1/4-20 x 1/2")	1			4
3	B	1128733			Kit, Swingaway Lateral Support Mounting Hardware, Stealth (Pair)
4			Screw, Socket Button (1/4-20 x 3/4")	1	4
5			Locknut (1/4-20)	1	8
6			Bracket, Positioning Strap, Black	1	2
7			Washer (1/4 x 1/2 x 1/16")	1	4
8			NLA - Screw, Socket Button Head (1/4-20 x 1/2")	1	4
NOTE: A - Includes items 2 and 4-8 B - Includes items 4-8					

Seat and Chest Positioning Straps without Mounting Hardware



Auto Style Push Button Buckle



Airline Style Buckle Positioning Strap



Hook and Loop Style Buckle Positioning Strap

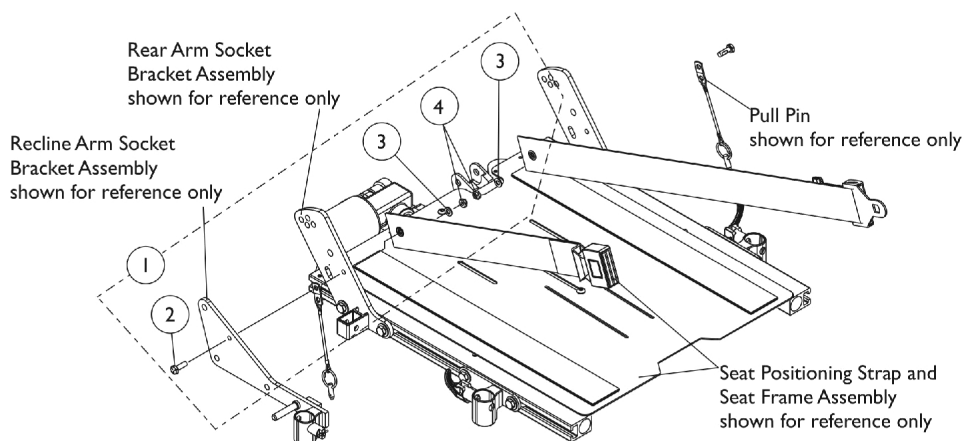
Seat and Chest Positioning Straps without Mounting Hardware

Positioning Straps

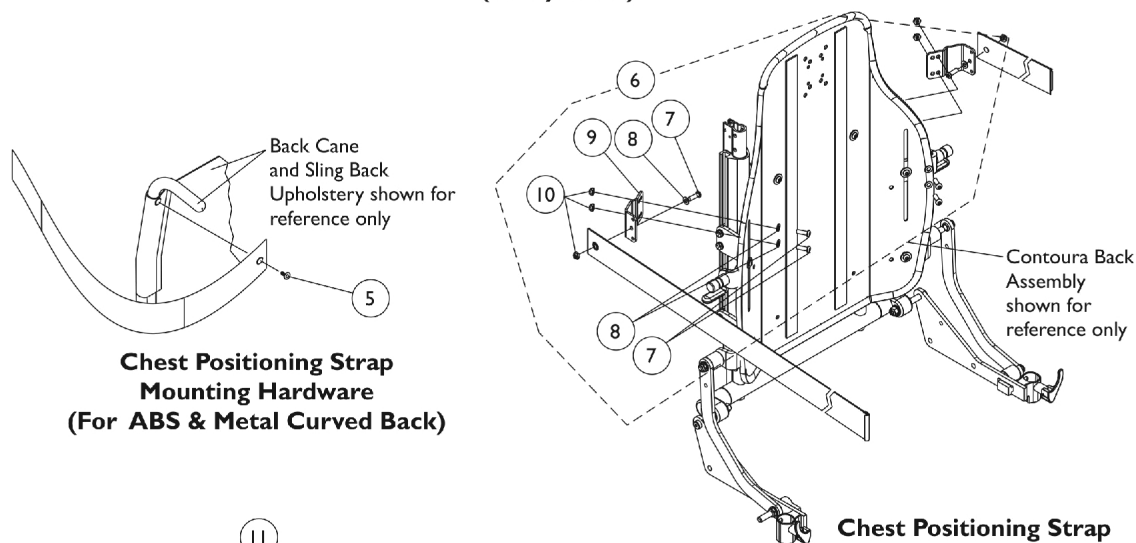
Description	16"-19" Wide	20" Wide
Auto Style Push Button	1004310 Strap, Positioning, Seat/Chest w/ Auto Style Push Button Buckle (Eyelet to Eyelet Length 48")	1034625 Strap, Positioning, Seat/Chest w/ Auto Style Push Button Buckle (Eyelet to Eyelet Length 61")
Airline Style	TAGTS1034751-NLA NLA - Strap, Positioning, Seat/Chest w/ Airline Style Buckle (Eyelet to Eyelet Length 46")	1034752-NLA NLA - Strap, Positioning, Seat/Chest w/ Airline Style Buckle (Eyelet to Eyelet Length 61")
Hook and Loop	1034745 Strap, Positioning, Seat/Chest w/ Hook and Loop Style Buckle (Eyelet to Eyelet Length 61")	See Note(s) B 1034745 Strap, Positioning, Seat/Chest w/ Hook and Loop Style Buckle (Eyelet to Eyelet Length 61")
	See Note(s) A	See Note(s) A

NOTE: A - Hook and Loop style positioning strap for power chairs is used for chest positioning only
B - 1034752 Airline Buckle Style is No Longer Available. Use Auto Style part number 1034625 as a replacement.

Seat and Chest Positioning Straps Mounting Hardware

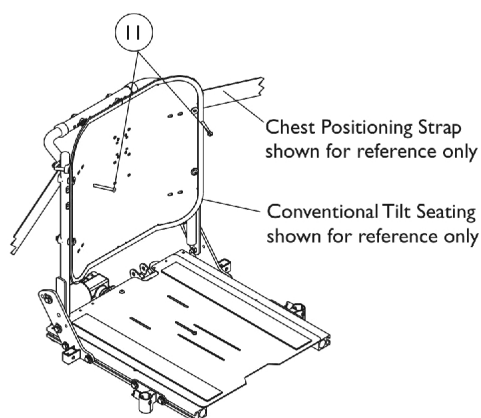


**Seat Positioning Strap Mounting Hardware
(All Systems)**



**Chest Positioning Strap Mounting Hardware
(For ABS & Metal Curved Back)**

**Chest Positioning Strap Mounting Hardware
(For Contoura Seating)**



**Chest Positioning Strap Mounting Hardware
(For Solid Straight Back Canes)**

Seat and Chest Positioning Straps Mounting Hardware

Item Number	Note	Part Number	Description	Quantity Per	
				Package	Assembly
1	E,A	1124385	Kit, Seat Positioning Strap Mounting Hardware (both LT & RT sides)	1	1
2			Screw, Hex Head w/ Patch (1/4-20 x 3/4")	1	2
3			Washer (1/4 x 1/2 x 1/16")	1	2
4			Locknut (1/4-20)	1	2
5	B	1026298	Package, Screw with Washer (#10 x 7/8") (Pair)	2	1
6	C,E	1125798	Kit, Chest Positioning Strap's Mounting Hardware For Contoura Seating (both LT & RT sides)	1	1
7			Screw, Socket Button (1/4-20 x 3/4")	1	6
8			Washer (1/4 x 1/2 x 1/16")	1	6
9			Bracket, Positioning Strap, Black	1	2
10	D	1128732-NLA	Locknut (1/4-20)	1	6
11			NLA - Package, Screw, Socket Button Head (1/4-20 x 2") (Pair)	2	1
NOTE: A - Includes items 2-4 B - The back upholstery and chest positioning strap share the same mounting hardware C - Includes items 7-10 D - Used for mounting chest positioning straps to solid straight back canes E - Contains hardware for both left and right sides.					

Miscellaneous Accessories

Item Number	Note	Part Number	Description	Quantity Per	
				Package	Assembly
	A	40176X010-NLA	NLA - Pump, Tire	1	1
NOTE: A - Not Shown					

Warranty Replacement Parts

Part Number	Description	Quantity Per Assembly
1169660E-NLA	WARR RPLMT - Kit, Tilt Actuator Conventional Motor	1

Invacare Corporation

www.invacare.com



Yes, you can.

One Invacare Way
Elyria, Oh USA
44036-2125
800-333-6900

Technical Support
800-832-4707
Customer Service
800-333-6900

Literature Orders
800-333-6900

© 2022 Invacare Corporation. All rights reserved. Republication, duplication or modification in whole or in part is prohibited without prior written permission from Invacare. Trademarks are identified by ™ and ®. All trademarks are owned by or licensed to Invacare Corporation or its subsidiaries unless otherwise noted.
(Revised 11/01/22)

Form No. 07-079