

Electronics MK6i™



Yes, you can.

Parts Catalog Usage Guide

The information contained in this document is subject to change without notice. This catalog contains service parts for Form No. 06-110. If you have any questions regarding this catalog, please contact one of our Customer Service Representatives.

For Customer Service Support Call:

1-800-333-6900

For Faxed In Orders Call:

1-800-678-4682 or

1-440-366-0709

For Technical Service Call:

1-800-832-4707

Literature Can Be Found at:

www.invacare.com

SYMBOL DEFINITION

Throughout this catalog you will notice letters to draw your attention to specific footnotes which are located at the bottom of the page or below specified charts.

Examples:

A,B,C etc. = Special Comments

NOTE: = General information pertaining to that specific page

NLA = No Longer Available

HARDWARE MEASUREMENTS

The measurements for the hardware will be listed as follows:

Screws, Bolts Diameter X Thread Count/Pitch X Length

Washers Inside Diameter X Outside Diameter X Thickness

Spacers Inside Diameter X Outside Diameter X Length

For your convenience, we have supplied an area for you to list your Invacare Representatives.

Name	Phone Numbers

© 2022 Invacare Corporation. Elyria, Ohio. Invacare, Yes, you can., Storm Series, Pronto, and the Medallion Design, TDX are registered trademarks and MK6i, M71, M91, M94, NX, SPJ, MPJ, TT, and GB are trademarks of Invacare Corporation.

TABLE of CONTENTS

Description	Page Number
A: ~READ THIS FIRST~ (THIS CATALOG IS DIFFERENT!)	7
ASL 611 Mount For The Egg Switch	191
AUX12M6 & AUX34M6 - CGTR/CGTRE - FDX	110
Controller - G-Trac - Programmer - 2-Pole - MK6i - Power Tiger	44
Controller - G-Trac - Programmer - 2-Pole - MK6i - TDXSC and Spree	42
Controller - G-Trac - Programmer - 2-Pole - MK6i - TDXSI	40
Controller - G-Trac - Programmer - 2-Pole & 4-Pole - MK6i - FDX	46
Controller - G-Trac - Programmer - 4-Pole - MK6i - TDXSP/SP-GT	38
Controller - G-Trac - Programmer - Shroud Cover - 4-Pole - MK6i - 3G Storm w/ Vent	36
Controller - G-Trac - Programmer - Shroud Cover - 4-Pole - MK6i - 3G Storm w/o Vent	33
Controller - Programmer - & Mtg. Hdw. - Power Tiger	81
Controller - Programmer - & Mtg. Hdw. - TDX SC and SPREE	95
Controller - Programmer - & Mtg. Hdw. - TDX SI/ TDX SI-2/ TDX SI-HD	93
Controller - Programmer - & Mtg. Hdw. - TDX SP/SP-GT/SR	91
Controller - Programmer - Shroud Cover - MK6i TRAM w/ Mtg. Hdw. - 3G Storm w/ 4 Pole Motors & Formula CG	70
Controller - Programmer - Shroud Cover - MK6i TRAM w/ Mtg. Hdw. - 3G Storm w/ 4 Pole Motors & Formula CG w/ Vent	75
Controller - Programmer - Shroud Cover - MK6i TRAM w/ Mtg. Hdw. - 3G Storm w/ GB TT Motors & Formula CG	72
Controller - Programmer - Shroud Cover & Mtg. Hdw. - TDX 3, 3 SE, 4 & 5	83
Controller - Programmer - Shroud Cover & Mtg. Hdw. - TDX 3, 3 SE, 4 & 5 w/ GB TT Motors	85
Controller - Programmer - Shroud Cover & Mtg. Hdw. - TDX 3, 3 SE, 4 & 5 w/ TRRO/TRBKTS Option	87
Controller - Programmer - Shroud Cover & Mtg. Hdw. - TDX 3, 3 SE, 4, & 5 w/ GB TT Motors & TRRO/TRBKTS Option	89

TABLE of CONTENTS

Description	Page Number
Controller - Programmer - Shroud Cover w/ Mtg. Hdwr. - 3G Storm w/ 4 Pole Motors	56
Controller - Programmer - Shroud Cover w/ Mtg. Hdwr. - 3G Storm w/ 4 Pole Motors & Formula CG Elevate	68
Controller - Programmer - Shroud Cover w/ Mtg. Hdwr. - 3G Storm w/ GB TT Motors	59
Controller - Programmer - Shrouds - MK6i TRAM w/ Mtg. Hdwr. - 3G Storm w/GB TT Motors & Formula CG w/ Vent	78
Controller - Programmer w/ Mtg. Hdwr. - 3G Storm w/ 4 Pole Motors & PTO Seating	62
Controller - Programmer w/ Mtg. Hdwr. - 3G Storm w/ GB TT Motors & Formula CG Elevate	66
Controller - Programmer w/ Mtg. Hdwr. - 3G Storm w/ GB TT Motors & PTO Seating	64
Controller - Programmer w/ Mtg. Hdwr. - Pronto M51 w/ Formula CG Tilt	48
Controller - Programmer w/ Mtg. Hdwr. - Pronto M61	50
Controller - Programmer w/ Mtg. Hdwr. - Pronto M71/Pronto M71jr	52
Controller - Programmer w/ Mtg. Hdwr. - Pronto M91/Pronto M94	54
Display (ASLRDYM6)	102
Display, MK6i Mini Color	104
Dual Legs Integrated Actuator Module (DLIAM) MK6i & Legrest Harnesses For ELRPW Front Riggings	147
Dual Push Button Switches - Dual Toggle Switch (2SW) & Monoport "Y" Phono Cable (MPY)	127
Elevate Integrated Actuator Module (EIAM) - 3G Storm w/ GB TT Motors & Formula CG Elevate	140
Elevate Integrated Actuator Module (EIAM) - FDX w/ Formula CGE/CGTE/CGTRE	146
Elevate Integrated Actuator Module (EIAM) - TDX SP/SP-GT (Narrow Battery Box) w/ Formula CGE & MPCTMT Power Legrest	144
Elevate Integrated Actuator Module (EIAM) - TDX SR w/ Formula CGE	145
Elevate Integrated Actuator Module (EIAM) - TDX w/ Formula Elevate	142
Four-Way Switch Box (4WSB) & Mounting Hardware	133

TABLE of CONTENTS

Description	Page Number
Four-Way Switch Box (4WSB) & Multiple Actuator Interface Box (S4WSB) w/ Hardware - CGTR/CGTRE - FDX	135
Four-Way Toggle Switch (FWT) & Mounting Hardware	131
General Tilt Actuator Module (GTAM) - 3G Storm w/ GB TT Motors & Formula (CGT) (After 12/9/07)	151
General Tilt Actuator Module (GTAM) - TDX SP w/ 4-Pole Motors & Formula (CGT/CGTE) ..	153
General Tilt Actuator Module (GTAM) - TDX w/ Formula Invisible Super Low Tilt	149
Harnesses	28
Harnesses (continued)	30
Harnesses (continued)	32
Joystick - Joystick Cables - PWH Cables & Reset Switch - MPJ+ (MPJM6) & CMPJ+ (CMPJM6) Before S/N D16213304 and Between S/N D16213602-H16146144	13
Joystick - Joystick Cables - PWH Cables & Reset Switch -CMPJ+ (CMPJM6) S/N D16213304-D16213602, S/N H16146144 and After	15
Joystick - Joystick Cables & Reset Switch - SPJ+ w/ PSS (SPJAP) & SPJ+ w/ ACC (SPJAPM)	11
Joystick - MK5 SPJ-80 Upgrade to MK6	26
Joystick - Mounting Hardware	19
Joystick - Options	24
Joystick - Proportional Attendant Control (PACM6)	22
Joystick - PSFM6/PSRM6	17
Joystick & Joystick Cables - SPJ+	9
Light Module Assembly w/ Single Push Button Switch Kit (LMMPJ/LMSPJ) - FDX	166
Literature	8
MK6i Connector Bracket & Hardware - ADJASBA w/ Sling Nylon Back Uph or Multiple Switch Options (After 12/9/07)	179
MK6i Connector Bracket & Hardware - ASBA JR. - TDX Spree	187

TABLE of CONTENTS

Description	Page Number
MK6i Connector Bracket & Hardware - Formula (CGT) w/ ABS Curved Back & Multiple Options (After 12/9/07)	181
MK6i Connector Bracket & Mounting Hardware - ADJASBA w/ (PBR, PBT, PPR, PPT) (12-16" W)	185
MK6i Connector Bracket & Mounting Hardware - CGTR/CGTRE - FDX	189
MK6i Connector Bracket & Mounting Hardware - Formula (CGT) w/ (BPO or PBR, PBT, PPR, PPT) (12-16" W)	183
Mouse, MK6i IR Wireless Module	195
Mouse, MK6i IR Wireless Module - FDX	197
Mouse, MK6i RF Wireless Module	200
Mouse, MK6i RF Wireless Module - FDX	202
Multiple Actuator Interface Box (S4WSB) & Mounting Hardware	138
Quad Link (QL) - Van Seats with SPJ+ Joysticks	114
Quad Link (QL) & (QLM6) - ADJASBA Seats	119
Quad Link (QLA) & (QLAM6) - ADJASBA Seats	122
Quad Link (QLM6) - Van Seats with MPJM6/PSRM6/PSFM6 Joysticks	116
Quad Push Button (QPB) & Mounting Hardware	129
R.I.M. Head Control Assembly (1500M6)	97
R.I.M. Head Control Mounting Hardware (RIMHW)	100
Recline Integrated Actuator Module (RIAM) & Hdwr. - Formula Recline & Tilt/Recline - TDX 3, 3 SE, 4 & 5	157
Recline Integrated Actuator Module (RIAM) & Hdwr. - TDX SP/SP-GT/SR/3G Storm w/ Formula (CGR/CGTR) & Smart Actuator Motors	155
Recline/Legrest Actuator (R/L) Module and Mounting Hardware - CGTR/CGTRE - FDX	159
Sanode	113
SD Memory Card & Reader (USB Ready) (1813SD)	112

TABLE of CONTENTS

Description	Page Number
Shroud Cover - MK6i Connector - ADJASBA w/ Sling Nylon Back Uph. or Multiple Switch Options (Before 12/10/07)	177
Shroud Cover - MK6i Connector - Formula Conventional Tilt - Tilt w/ BPO Option or Tilt-Elevate (After 2/28/07)	175
Shroud Covers - MK6i Connector - Formula Conventional Tilt - Tilt w/ BPO Option or Tilt-Elevate (Before 3/1/07)	172
Shroud Covers - Recline Actuator - Formula (CGR/CGTR) w/ Conv. or Contoura Stg. - TDX SP/SP-GT/SR/ (3G Storm After 12/9/07)	170
Shroud Covers - Recline Actuator - Formula Recline/Tilt/Recline w/ Conv. or Contoura Stg. - TDX 3, 3 SE, 4 & 5	168
Sip-N-Puff / Digital Interface SNPM6 - CGTR/CGTRE - FDX	108
Sip-N-Puff / Digital Interface SNPM6 & AUX12M6 & AUX34M6	106
Switch - Drive Lockout Mercury Free (MK6i) - 3G Storm w/ PTO	125
Tash & Therafin Accessories	193
Tilt/Recline Actuator Module (TRAM) - Formula (CGR/CGTR) & Conv. Actuators - TDX SP/SP-GT (3G Storm After 12/9/07)	162
Tilt/Recline Actuator Module (TRAM) - Formula (CGR/CGTR) & Conv. Actuators - TDX SP/SP-GT (3G Storm After 12/9/07) For Elite Back (PBE14)	164
Warranty Replacement Parts	205

A: READ THIS FIRST (THIS CATALOG IS DIFFERENT!)

MK6i™ parts catalog is used in association with the following catalogs:

Consumer Power

<u>Description</u>	<u>Form No.</u>
Pronto® M50™/M51™ After 1/19/05 and Pronto® M61™ with SureStep®	04-050
Pronto® M71™ with SureStep®	01-229
Pronto® M91™ with SureStep®	02-014

High End Power

<u>Description</u>	<u>Form No.</u>
Power Tiger™	93-37
Storm Series® 3rd Generation (Elevating Seat Included)	00-191
TDX® SP/SP-GT/SR	06-105
TDX®3;TDX®4;TDX®5	03-025
TDX® SC (CGE option included) and TDX® SPREE (CGE standard)	07-082
TDX® SI	08-080
FDX® (Formula™ CGE option included)	10-076

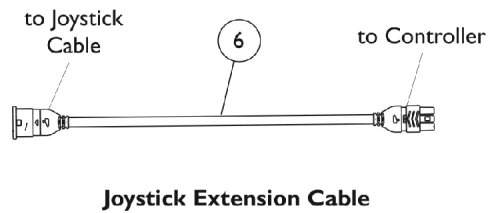
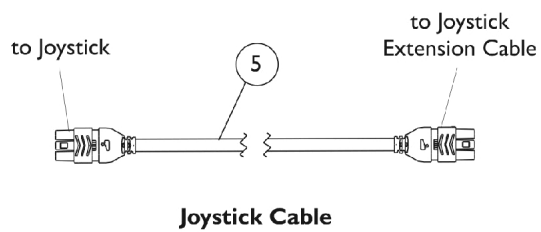
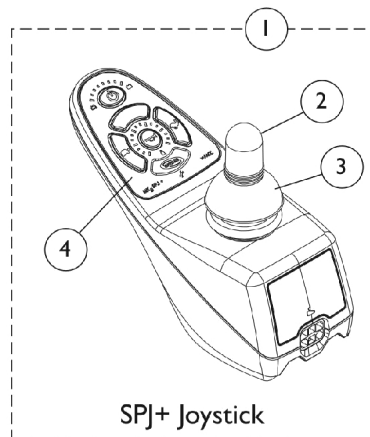
Powered Seating

<u>Description</u>	<u>Form No.</u>
Power Tilt Only (PTO-STM); Elevating Seat w/ PTO	01-038
Formula™ Invisible Super Low™ Tilt	03-034
Formula™ PTO Plus	04-042
Formula™ TRE Powered Seating	04-041
Formula™ CG Powered Seating CGE/CGT/CGTE/CGR/CGTR/CGTRE	06-106
Formula™ CG Tilt Powered Seating CGT on M51	07-079
Formula™ CG Tilt Powered Seating TDXSC2-CG for TDX® SC and TDXSPREE-CG for TDX® SPREE	08-077
Formula™ CG Tilt Powered Seating CGT on TDX® SI	08-081
Formula™ CG Powered Seating CGT/CGTE/CGTR/CGTRE on FDX®	10-075

Literature

Item Number	Note	Part Number	Description	Quantity Per	
				Package	Assembly
	A	1141471-NLA	NLA - Programming Guide, MK6i	1	1
	A,B	1164348	Mailer, Return, Mercury Free	1	1
NOTE: A - Not Shown B - For Massachusetts providers only When adjusting or replacing parts, please refer to your Owner's Manual for assistance.					

Joystick & Joystick Cables - SPJ+

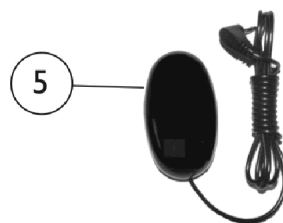
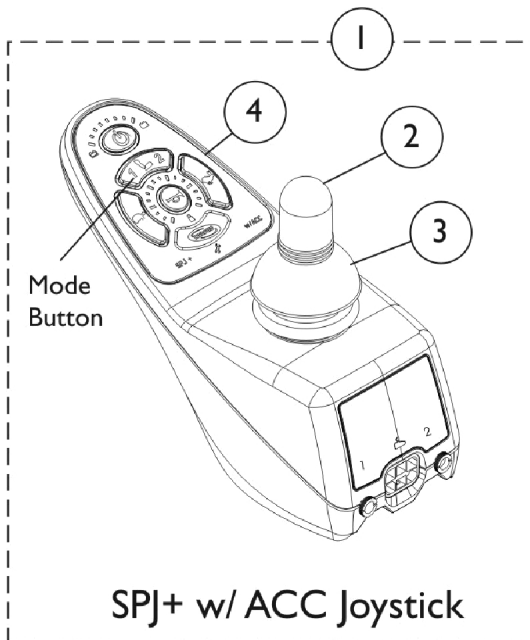
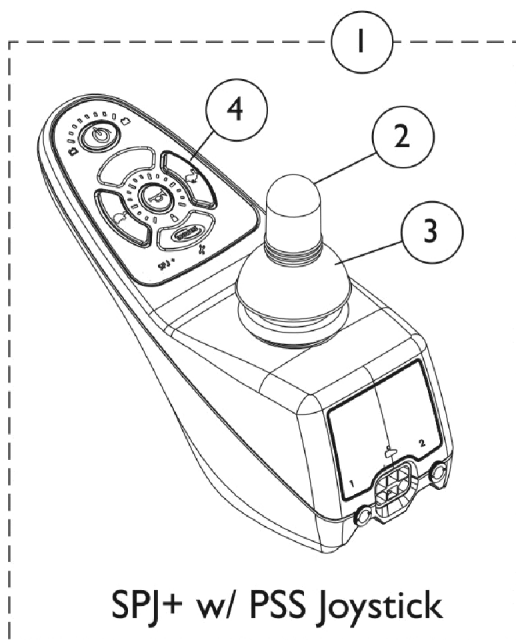


Joystick & Joystick Cables - SPJ+

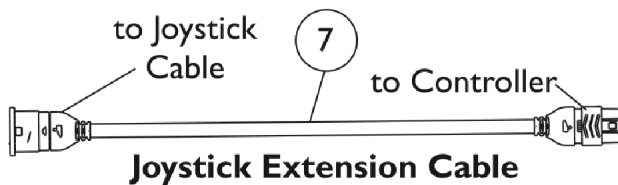
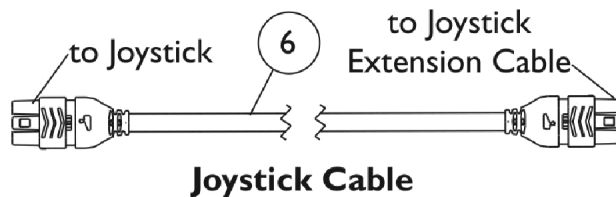
Item Number	Note	Part Number	Description	Quantity Per	
				Package	Assembly
1	A,C	1127291	Joystick, SPJ+	1	1
2		1040217	Knob, Joystick Rubber, Black	1	1
3		1040218	Skirt, Joystick Rubber, Black	1	1
4		1165094	Kit, Overlay, SPJ+ Joystick (MK5/MK6)	1	1
			NLA - Overlay, SPJ+ Joystick	1	1
			Instruction Sheet, MK5/MK6 Overlay	1	1
5		1127293	Cable, Joystick SPJ+	1	1
6	B	1116404	Cable, Joystick Extension	1	1
		1006270	Extension, Joystick, "T" Style (1560) (4" W x 5-1/2" L)	1	1
	B	1006271	Extension, Joystick, Straight Style (1561) (1/2" W x 5" L)	1	1
NOTE: A - Includes the Joystick and items 2-4. B - Not Shown C - Before replacing your joystick, verify with Invacare Technical Service Phone Support first to see if only a Joystick Overlay Kit is needed					

Joystick, Joystick Cables & Reset Switch

SPJ+ w/ PSS (SPJAP) and SPJ+ w/ ACC (SPJAPM)



EGSBLK Egg Switch



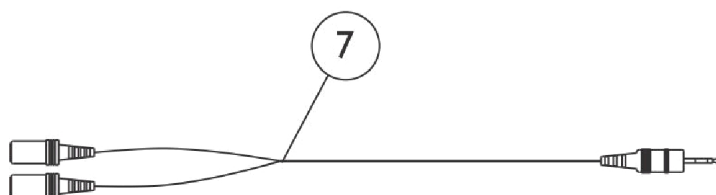
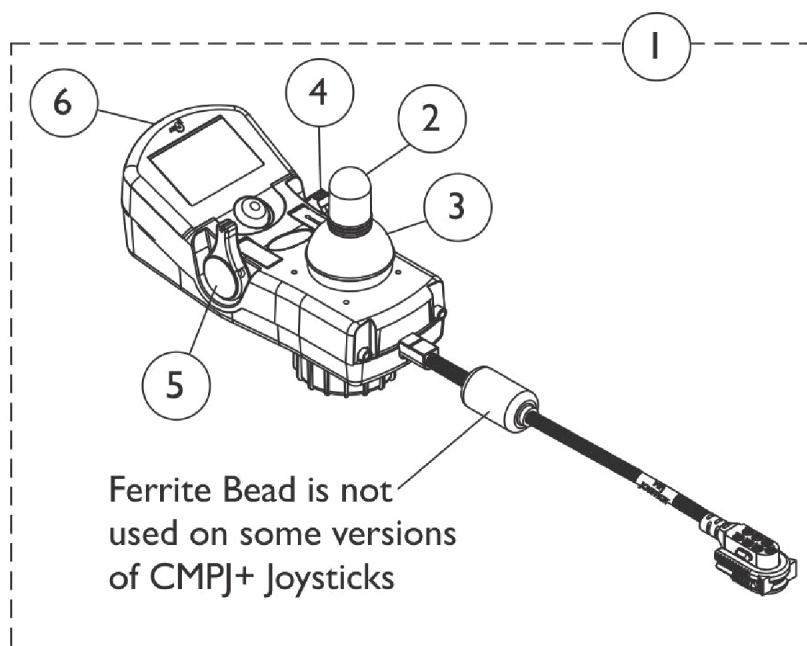
Joystick, Joystick Cables & Reset Switch

SPJ+ w/ PSS (SPJAP) and SPJ+ w/ ACC (SPJAPM)


Item Number	Note	Part Number	Description	Quantity Per	
				Package	Assembly
1	A,D	1136937	Joystick, MK6 SPJ+ with PSS (SPJAP)	1	1
1	A,D	1136938	Joystick, MK6i SPJ+ with ACC (SPJAPM)	1	1
1	A,D	1136938E	WARR RPLMT - Joystick, MK6i SPJ+ with ACC (SPJAPM)	1	1
1	A,C,D	1127289-NLA	NLA - Joystick, MK5/MK6i SPJ+ w/ ACC	1	1
2		1040217	Knob, Joystick Rubber, Black	1	1
3		1040218	Skirt, Joystick Rubber, Black	1	1
4		1165092	Kit, Overlay, SPJ+ w/ PSS Joystick, MK6	1	1
			Overlay, SPJ+ w/PSS Joystick	1	1
			Instruction Sheet, MK5/MK6 Overlay	1	1
4		1165093	NLA - Kit, Overlay, SPJ+ w/ ACC Joystick, MK5/MK6	1	1
			Overlay, SPJ+ w/ACC Joystick	1	1
			Instruction Sheet, MK5/MK6 Overlay	1	1
5		1123276	Kit, Switch, Black Egg Reset w/ Hook/Loop Adhesive Back Fastener & Attaching Screws (EGSBLK)	1	1
6		1127293	Cable, Joystick SPJ+	1	1
7		1116404	Cable, Joystick Extension	1	1
	B	1006270	Extension, Joystick, "T" Style (1560) (4" W x 5-1/2" L)	1	1
	B	1006271	Extension, Joystick, Straight Style (1561) (1/2" W x 5" L)	1	1
NOTE: A - Includes the Joystick and items 2-4 also. B - Not Shown C - After 10/15/06 part#1127289 J/S was revised to function MK5 & MK6i applications and phono ports were added also. D - Before replacing your joystick, verify with Invacare Technical Service Phone Support first to see if only a Joystick Overlay Kit is needed					

Joystick and Joystick Cables

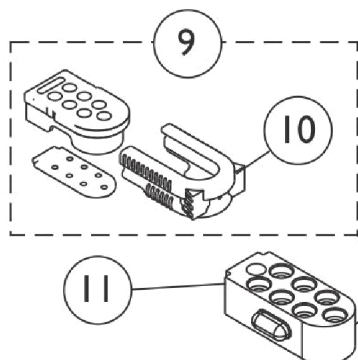
MPJ+ (MPJM6) and CMPJ+ (CMPJM6) Before S/N D16213304 and Between S/N D16213602-H16146144



Monoport "Y" Phono Cable (MPY)



Egg Switch (EGSBLK)



to MPJ+/CMPJ+, Display, or PSR/PSF Joysticks

to Controller

Joystick Extension Cable (MPJ+/CMPJ+ Joysticks)

Joystick and Joystick Cables

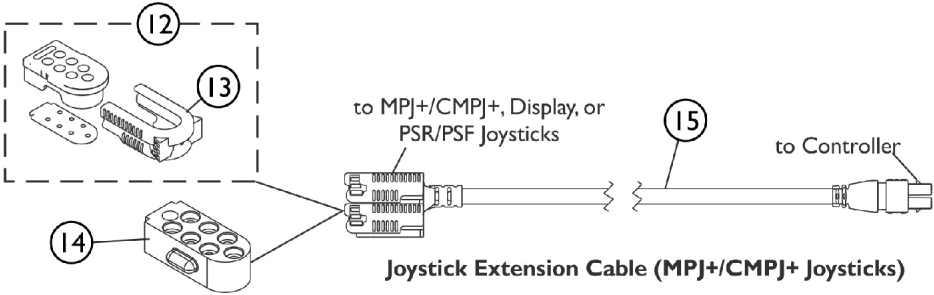
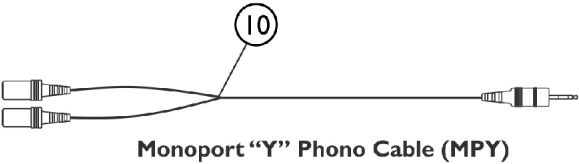
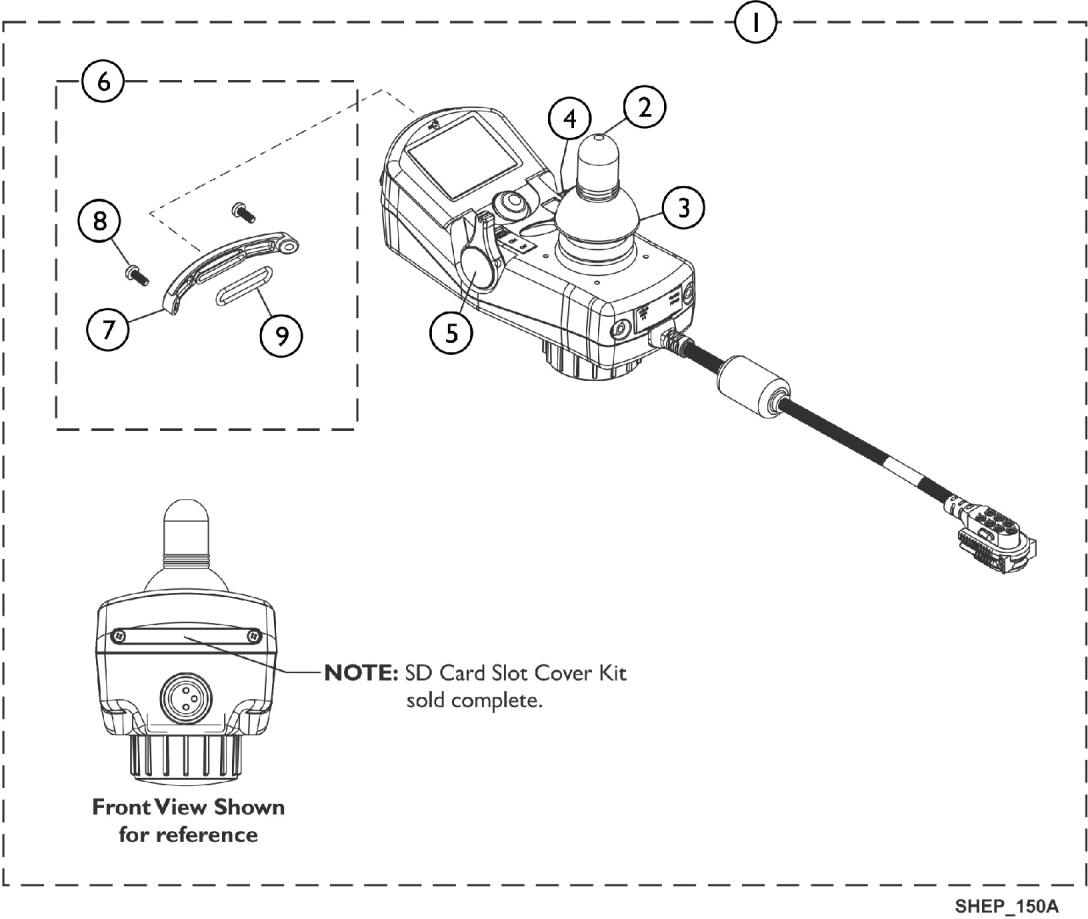
MPJ+ (MPJM6) and CMPJ+ (CMPJM6) Before S/N D16213304 and Between S/N D16213602-H16146144

Item Number	Note	Part Number	Description	Quantity Per	
				Package	Assembly
1	A,D	See Note	See Footnote	1	1
1	A,E	1136885E-NLA	NLA - Reconditioned - Joystick, MPJ+ (MPJM6)	1	1
1	A	1164361	Joystick, Color Display, CMPJ+ (CMPJM6)	1	1
1	A	1164361E-NLA	NLA - WARR RPLMT - Joystick, Color Display, CMPJ+ (CMPJM6)	1	1
2		1188691	Knob, Joystick Rubber, Black	1	1
3		1188692	Skirt, Joystick Rubber, Black	1	1
4		1186444	Knob, Speed Adjustment, Black	1	1
5		1186439	Knob, Power/Drive Select, Black	1	1
6		1145074	Package, Cover Slot SD (For MPJM6/CMPJM6 & PSFM6/PSRM6 Joysticks)	10	1
7		1140027	Cable, Monoport "Y" Phono (MPY)	1	1
8		1123276	Kit, Switch, Black Egg Reset w/ Hook/Loop Adhesive Back Fastener & Attaching Screws (EGSBLK)	1	1
9	B	1133182	Cap, Top Connector, 7 Pin, Black	1	1
10	J	1145408-NLA	NLA - Latch, Top Connector, Black	1	1
11		1133183-NLA	NLA - Cap, Bottom Connector, 7 Pin	1	1
12	F	1140038-NLA	NLA - Cable, MK6i Joystick Extension, (PWH) (34" L)	1	1
12	G	1133180	Cable, MK6i Joystick Extension, (PWH) (16" L)	1	1
12	H,H1,I	1140039-NLA	NLA - Cable, MK6i Joystick Extension, (PWH) (58" L)	1	1
	C	1006270	Extension, Joystick, "T" Style (1560) (4" W x 5-1/2" L)	1	1
	C	1006271	Extension, Joystick, Straight Style (1561) (1/2" W x 5" L)	1	1

NOTE: A - Includes items 2-6 also.
 B - Includes Main Body, Gasket, and Latch.
 C - Not Shown
 D - MPJ+ Joystick is no longer available as a service part. See part number 1164361 or 1164361E as a replacement.
 E - Part is no longer available as a service part. See part number 1164361E as a replacement.
 F - Used on Non-Elevate 3G Storm Series wheelchairs Before 12/10/07.
 G - Used on all wheelchairs with multi-purpose joystick (MPJ/CMPJ) (excluding Note F) and WithOut any of the following: Any power seating; LNX/ELRPW power leg options; or any of the electronics in H1. It is used with MPCTMT and conventional actuators.
 H - Used on all wheelchairs with multi-purpose joystick (MPJ/CMPJ) and With any of the following: Any power seating option; LNX/ELRPW power leg options; or With any of the electronics in H1
 H1 - SNPM6, 5018M6, 5020M6, 1558M6, PACM6, 4WSB, S4WSB, AUX12M6, AUX34M6, RFM, IR, SANODE, ELRPW, ELRPW22, LNX, LNX-L. Also used on all Formula seating SMTACT and MPCTMT.
 I - Ferrite Bead added to the CMPJM6 Joystick Cable 3/15/12. CMPJM6 Joystick is compatible to all wheelchairs manufactured before 3/15/12 as well.
 J - Item 10 part #1145408 is No Longer Available separately, order item 9 part #1133182

Joystick and Joystick Cables

CMPJ+ (CMPJM6) S/N D16213304-D16213602, S/N H16146144 and After



Joystick and Joystick Cables

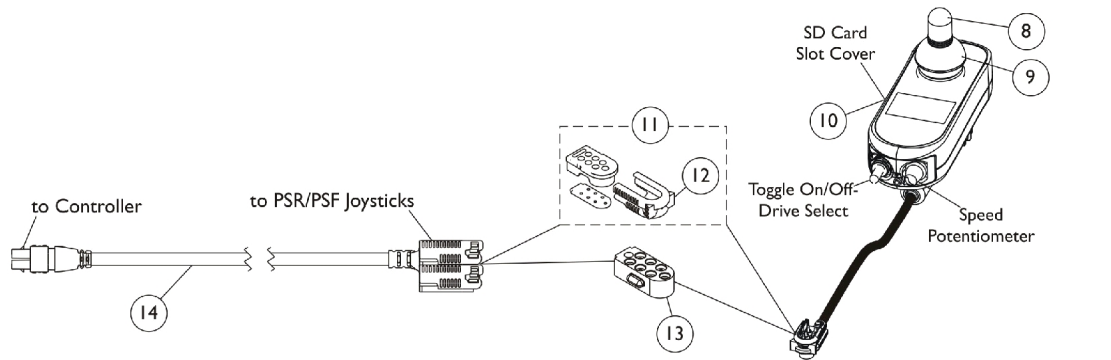
CMPJ+ (CMPJM6) S/N D16213304-D16213602, S/N H16146144 and After

Item Number	Note	Part Number	Description	Quantity Per	
				Package	Assembly
1	A	1164361	Joystick, Color Display, CMPJ+ (CMPJM6)	1	1
1	A	1164361E-NLA	NLA - WARR RPLMT - Joystick, Color Display, CMPJ+ (CMPJM6)	1	1
2		1188691	Knob, Joystick Rubber, Black	1	1
3		1188692	Skirt, Joystick Rubber, Black	1	1
4		1186444	Knob, Speed Adjustment, Black	1	1
5		1186439	Knob, Power/Drive Select, Black	1	1
6		1194475	Kit, SD Card Slot Cover	1	1
7			Cover, Slot Card SD	1	1
8			Screw, Phillips Pan Head (M3 x 8)	1	2
9			O-Ring, SD Card Slot	1	1
10		1140027	Cable, Monoport "Y" Phono (MPY)	1	1
11		1123276	Kit, Switch, Black Egg Reset w/ Hook/Loop Adhesive Back Fastener & Attaching Screws (EGSBLK)	1	1
12	B	1133182	Cap, Top Connector, 7 Pin, Black	1	1
13	G	1145408-NLA	NLA - Latch, Top Connector, Black	1	1
14		1133183-NLA	NLA - Cap, Bottom Connector, 7 Pin	1	1
15	D	1140038-NLA	NLA - Cable, MK6i Joystick Extension, (PWH) (34" L)	1	1
15	E	1133180	Cable, MK6i Joystick Extension, (PWH) (16" L)	1	1
15	F,F1	1140039-NLA	NLA - Cable, MK6i Joystick Extension, (PWH) (58" L)	1	1
	C	1006270	Extension, Joystick, "T" Style (1560) (4" W x 5-1/2" L)	1	1
	C	1006271	Extension, Joystick, Straight Style (1561) (1/2" W x 5" L)	1	1

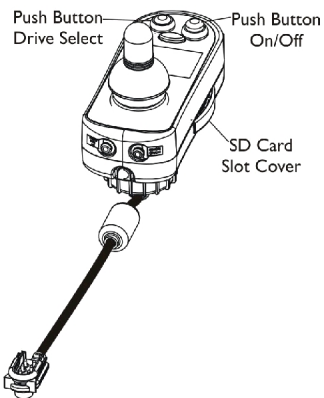
NOTE: A - Includes items 2-6 also.
 B - Includes Main Body, Gasket, and Latch. Latch is the only item offered individually.
 C - Not Shown
 D - Used on Non-Elevate 3G Storm Series wheelchairs Before 12/10/07.
 E - Used on all wheelchairs with multi-purpose joystick (MPJ/CMPJ) (excluding Note D) and WithOut any of the following: Any power seating; LNX/ELRPW power leg options; or any of the electronics in F1. It is used with MPCTMT and conventional actuators.
 F - Used on all wheelchairs with multi-purpose joystick (MPJ/CMPJ) and With any of the following: Any power seating option; LNX/ELRPW power leg options; or With any of the electronics in F1
 F1 - SNPM6, 5018M6, 5020M6, 1558M6, PACM6, 4WSB, S4WSB, AUX12M6, AUX34M6, RFM, IR, SANODE, ELRPW, ELRPW22, LNX, LNX-L. Also used on all Formula seating SMTACT and MPCTMT.
 G - Item 13 part #1145408 is No Longer Available separately, order item 12 part #1133182

PSFM6/PSRM6 Joysticks

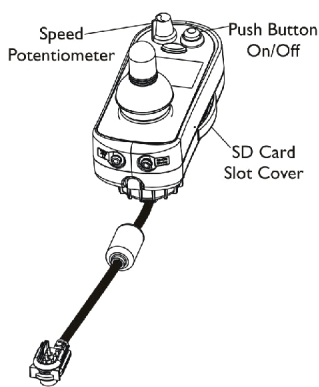
NOTE: Available 4/16/07



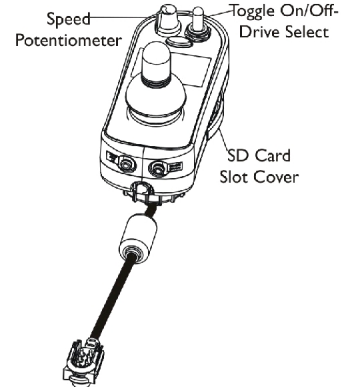
Item #1 (1139944)
ON CHAIR: PSFM6



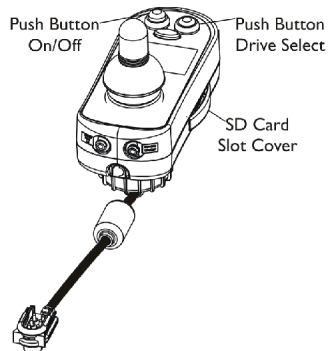
Item #2 (1140047)
ON CHAIR:
PSRM6/PBOD/OR



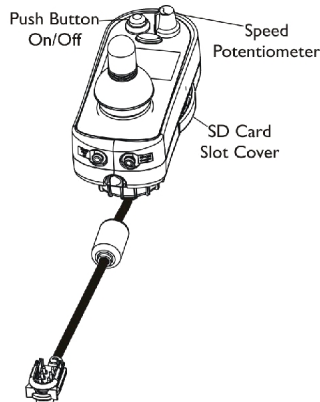
Item #3 (1139941)
ON CHAIR:
PSRM6/PBSS/OR



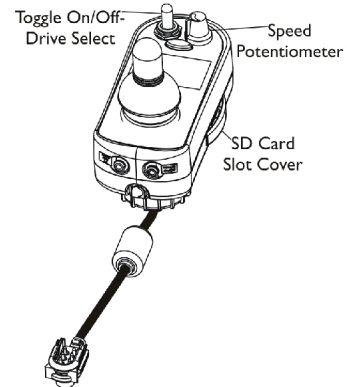
Item #4 (1144844)
ON CHAIR:
PSRM6/OR



Item #5 (1140048)
ON CHAIR:
PSRM6/PBOD/OL



Item #6 (1140046)
ON CHAIR:
PSRM6/PBSS/OL



Item #7 (1144845)
ON CHAIR:
PSRM6/OL

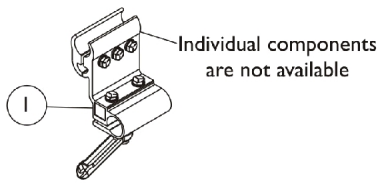
PSFM6/PSRM6 Joysticks

NOTE: Available 4/16/07

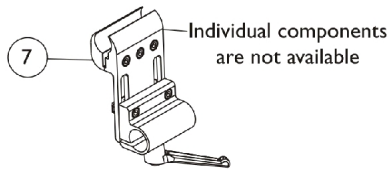
Item Number	Note	Part Number	Description	Quantity Per	
				Package	Assembly
1	A	1139944-NLA	NLA - Joystick, PSFM6	1	1
2	B	1140047-NLA	NLA - Joystick, PSRM6/PBOD/OR	1	1
3	C	1139941-NLA	NLA - Joystick, PSRM6/PBSS/OR	1	1
4	D	1144844-NLA	NLA - Joystick, PSRM6/OR	1	1
5	E	1140048-NLA	NLA - Joystick, PSRM6/PBOD/OL	1	1
6	F	1140046-NLA	NLA - Joystick, PSRM6/PBSS/OL	1	1
7	G	1144845-NLA	NLA - Joystick, PSRM6/OL	1	1
8		1040217	Knob, Joystick Rubber, Black	1	1
9		1040218	Skirt, Joystick Rubber, Black	1	1
10		1145074	Package, Cover Slot SD (For MPJM6/CMPJM6 & PSFM6/PSRM6 Joysticks)	10	1
11	H	1133182	Cap, Top Connector, 7 Pin, Black	1	1
12	L	1145408-NLA	NLA - Latch, Top Connector, Black	1	1
13		1133183-NLA	NLA - Cap, Bottom Connector, 7 Pin	1	1
14	I	1140038-NLA	NLA - Cable, MK6i Joystick Extension, (PWH) (34" L)	1	1
14	J	1133180	Cable, MK6i Joystick Extension, (PWH) (16" L)	1	1
14	K,K1	1140039-NLA	NLA - Cable, MK6i Joystick Extension, (PWH) (58" L)	1	1

NOTE: A - This PSFM6 Joystick has a toggle on/off-drive select (left side) & speed select potentiometer knob (right side) STANDARD
 B - This PSRM6/PBOD/OR Joystick has a push button on/off (right side) & push button drive select (left side)
 C - This PSRM6/PBSS/OR Joystick has a push button on/off (right side) & speed select potentiometer knob (left side)
 D - This PSRM6/OR Joystick has a toggle on/off-drive select (right side) & speed select potentiometer knob (left side)
 E - This PSRM6/PBOD/OL Joystick has a push button on/off (left side) & push button drive select (right side)
 F - This PSRM6/PBSS/OL Joystick has a push button on/off (left side) & speed select potentiometer knob (right side)
 G - This PSRM6/OL Joystick has a toggle on/off-drive select (left side) & speed select potentiometer knob (right side)
 H - Includes Main Body, Gasket and Latch. Latch is the only item offered individually
 I - Used on Non-Elevate 3G Storm Series wheelchairs Before 12/10/07.
 J - Used on all wheelchairs with multi-purpose joystick (MPJ/CMPJ) (excluding Note I) and WithOut any of the following: Any power seating; LNX/ELRPW power leg options; or any of the electronics in K1. It is used with MPCTMT and conventional actuators.
 K - Used on all wheelchairs with multi-purpose joystick (MPJ/CMPJ) and With any of the following: Any power seating option; LNX/ELRPW power leg options; or With any of the electronics in K1
 K1 - SNPM6, 5018M6, 5020M6, 1558M6, PACM6, 4WSB, S4WSB, AUX12M6, AUX34M6, RFM, IR, SANODE, ELRPW, ELRPW22, LNX, LNX-L. Also used on all Formula seating SMTACT and MPCTMT.
 L - Item 12 part #1145408 is No Longer Available separately, order item 11 part #1133182

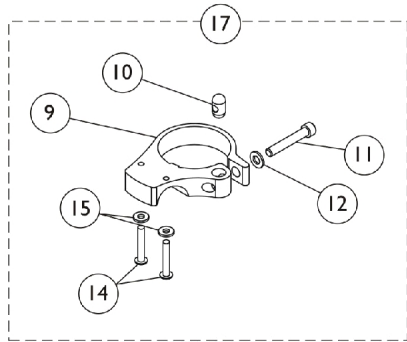
Joystick Mounting Hardware



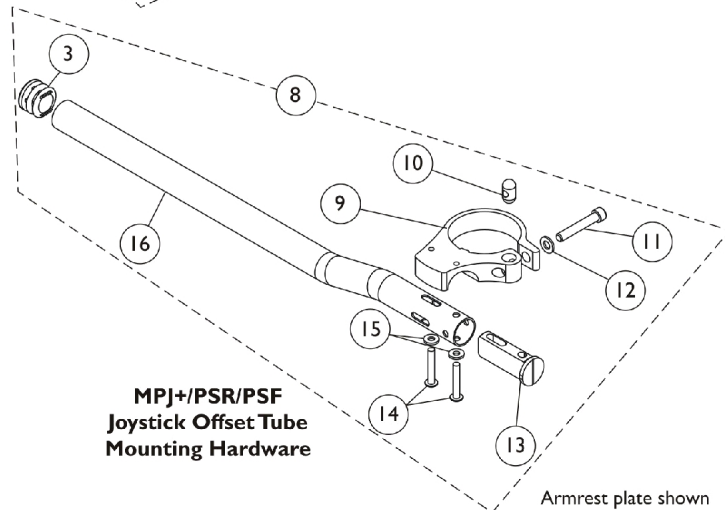
**ASBA/ADJASBA/All Powered Seating
Fixed Height
Joystick Offset Tube
Clamp Assembly**



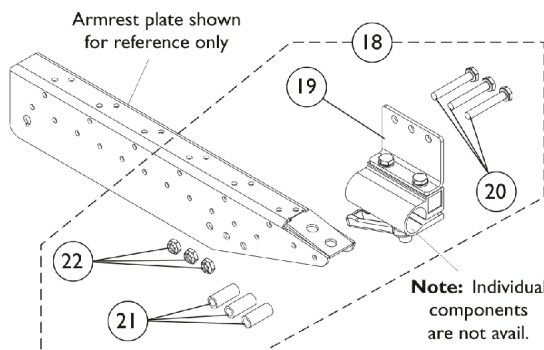
**ASBA/ADJASBA/All Powered Seating
Adjustable Height
Joystick Offset Tube
Clamp Assembly**



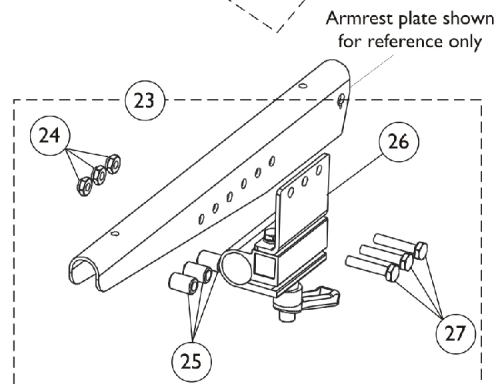
**SPJ+
Joystick Offset Tube
and Hardware**



**MPJ+/PSR/PSF
Joystick Offset Tube
Mounting Hardware**



**TDX SP & Pronto M61 Van Seat
Joystick Offset Tube Mounting Hardware**



**3G Storm Van Seat
Joystick Offset Tube Mounting Hardware**

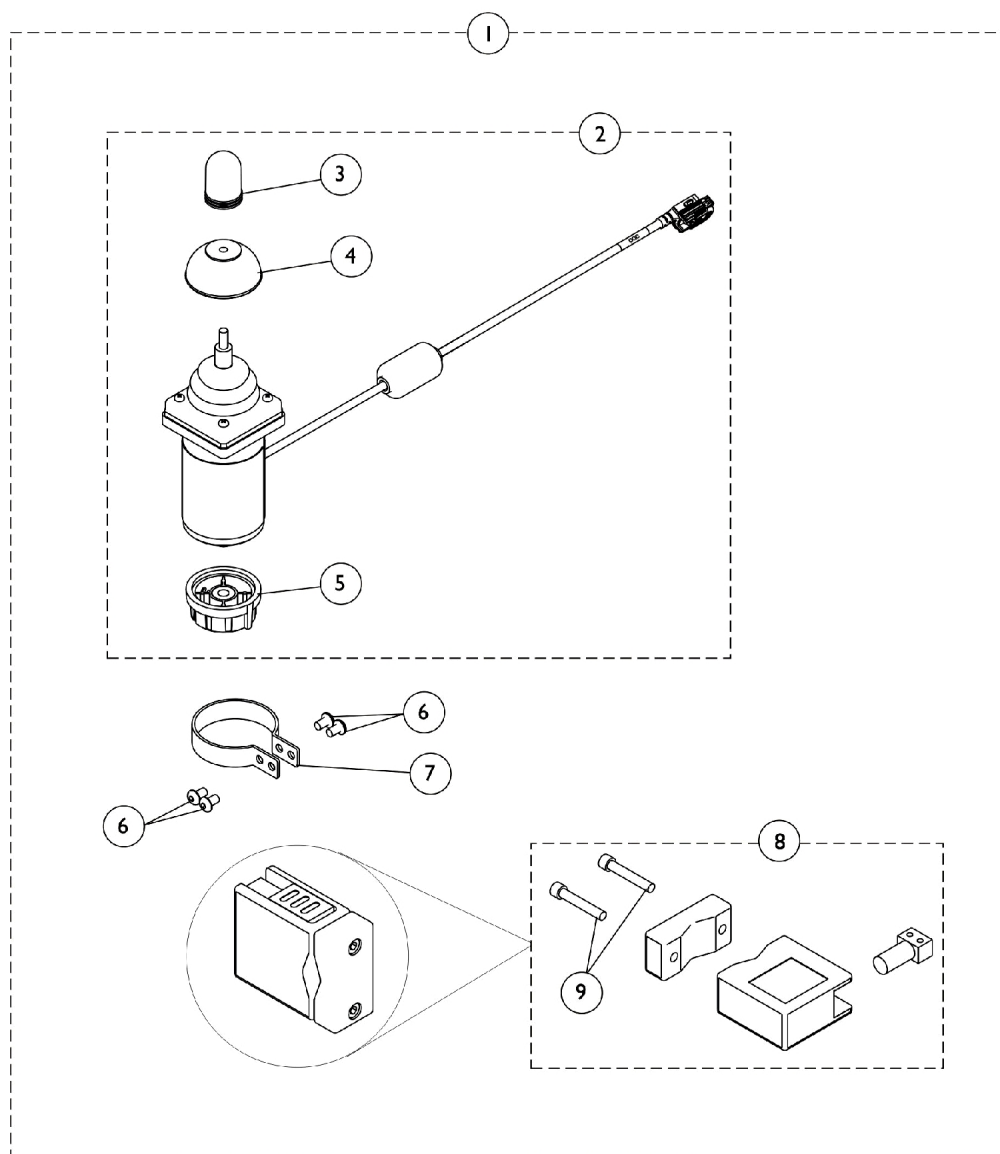
Joystick Mounting Hardware

Item Number	Note	Part Number	Description	Quantity Per	
				Package	Assembly
1	A	1093071	Clamp, Fixed Height Joystick Tube	1	1
2	A,B	1093069	Kit, 1/2" Offset Joystick Tube with Hardware	1	1
3		1027095	Plug Button, Black (7/8")	1	1
4		1095502-NLA	NLA - Package, Tie Wrap (11-1/2" L)	10	1
5		1025714	Screw, Phillips Pan Head (#10-32 x 1-1/8")	1	2
6		1093063	Spacer, Joystick Tube, Black	1	1
2	C	1161733	Kit, 2" Offset Joystick Tube w/ Hardware	1	1
3			Plug Button, Black (7/8")	1	1
4			Tie Wrap (11-1/2" L)	1	2
5			Screw, Phillips Pan Head (#10-32 x 1-1/8")	1	2
5			Screw, Phillips Pan Head (M5 x .8 x 30mm)	1	2
6			Spacer, Joystick Tube, Black	1	1
			Tube, Joystick Offset (2")	1	1
7	A	1139422	Clamp, Height Adjustable Joystick Tube (ARM250)	1	1
8	D	1140094	Kit, Joystick Tube Mounting Hardware - MPJ+/PSR/PSF	1	1
3			Plug Button, Black (7/8")	1	1
9			Clamp, Joystick	1	1
10			Pin, Threaded (3/8" x 3/4")	1	1
11			NLA - Screw, Socket Head (1/4-28 x 1-1/2")	1	1
12			Washer (1/4 x 1/2 x 1/16")	1	1
13			Spacer, Joystick Tube, Black	1	1
14			Screw, Phillips Pan Head (#10-32 x 1-1/8")	1	2
15			Washer, Steel (3/16 x 7/16 x 1/16")	1	2
16			Tube, Joystick Offset (1/2")	1	1
16	A	1114971	Tube, Joystick Offset (1/2")	1	1
16	C	1117463	Tube, Joystick Offset (2")	1	1
17	E	1165493	Kit, MK6i Joystick Clamp Mounting Hardware	1	1
9			Clamp, Joystick	1	1
10			Pin, Threaded (3/8" x 3/4")	1	1
11			NLA - Screw, Socket Head (1/4-28 x 1-1/2")	1	1
12			Washer (1/4 x 1/2 x 1/16")	1	1
14			Screw, Phillips Pan Head (#10-32 x 1-1/8")	1	2
15			Washer, Steel (3/16 x 7/16 x 1/16")	1	2
18	F	1115000	Kit, Joystick Tube Mounting Hardware - Captain Seat	1	1
19		1105049	Clamp Assembly, Fixed Height, Captain/ Van Seat	1	1
20		1037610	Screw, Hex Head (1/4-20 x 1-5/8")	1	3
21		1087219	Spacer (1/4 x 3/8 x 1")	1	3
22		1025195	Locknut (1/4-20)	1	3
23	G	1105050-NLA	NLA - Kit, Joystick Tube Mounting Hardware - Captain/ Van Seat	1	1
24		1025195	Locknut (1/4-20)	1	3
25		1101524-NLA	NLA - Spacer (1/4 x 7/16 x 5/8")	1	3
26		1105049	Clamp Assembly, Fixed Height, Captain/ Van Seat	1	1

Joystick Mounting Hardware

Item Number	Note	Part Number	Description	Quantity Per	
				Package	Assembly
27		1057955	Screw, Hex Head (1/4-20 x 1-1/4")	1	3
NOTE: A - Used on chairs with ASBA/ADJASBA and all powered seating B - Includes joystick tube plus items 3-6 C - Used on chairs with Van seats, includes items 3 thru 6. Kit contains Standard (#10-32) and Metric (M5) screws. Customer selects screw that applies to their application. D - Includes item 3 and 9-16. E - Includes items 9-12, 14 and 15. F - Includes item 19-22. G - Includes item 24-27.					

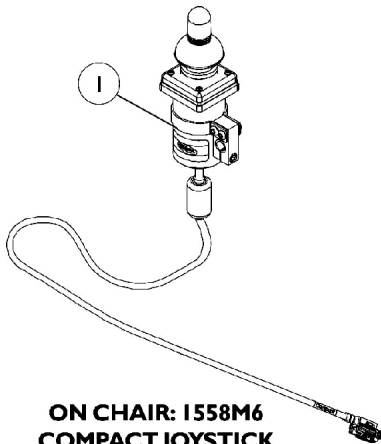
Proportional Attendant Control Joystick (PACM6)



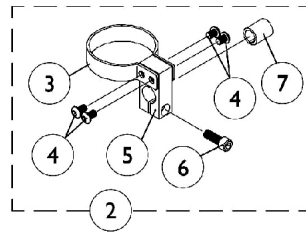
Proportional Attendant Control Joystick (PACM6)

Item Number	Note	Part Number	Description	Quantity Per	
				Package	Assembly
1	A	1147097	Kit, Proportional Attendant Control Joystick w/ Bracket & Clamp - MK6i (PACM6) (72" L)	1	1
2	B	1136888	Joystick, Proportional Attendant Control (PACM6) (72" L)	1	1
2	C,B	1167927	Joystick, Proportional Attendant Control (PACM6) (38" L)	1	1
3		1040217	Knob, Joystick Rubber, Black	1	1
4		1040218	Skirt, Joystick Rubber, Black	1	1
5		1114232	Knob, Control	1	1
6		1021460	Screw, Socket Button Head (#10-32 x 5/16")	1	4
7		1025048	Clamp	1	1
8		1123244	Bracket Assembly	1	1
9		0140406-NLA	NLA - Screw, Socket Head, Cap (5/16-18 x 1-1/2")	1	2
NOTE: A - Includes item 2 part #1136888 and items 6-9. For FDX models, order item 2 part #1167927 and items 6-9 individually. B - Includes Joystick plus items 3-5. C - FDX models use part #1167927 Proportional Attendant Control Joystick that has a 38" long cable length.					

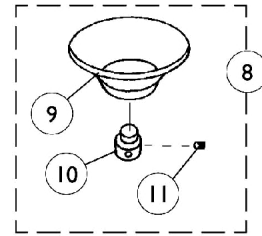
Joystick Options



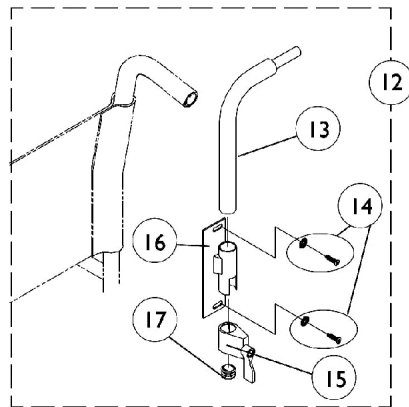
**ON CHAIR: I558M6
COMPACT JOYSTICK
W/ MTG. HARDWARE**
Used with MK6i display or MPJM6 joystick



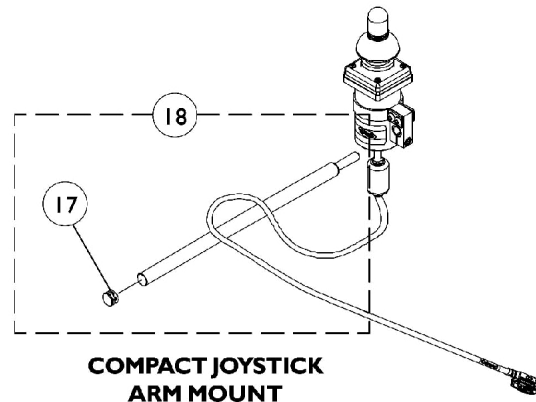
**COMPACT JOYSTICK
MOUNTING HARDWARE**



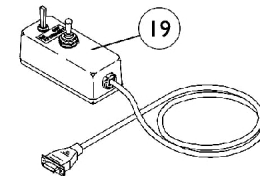
**ON CHAIR: I826
CHIN CUP ASSEMBLY**



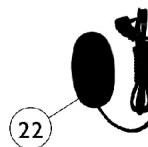
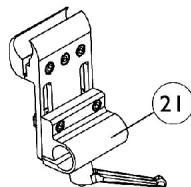
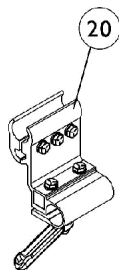
**ON CHAIR: RCM
REAR CANE MOUNT**



**COMPACT JOYSTICK
ARM MOUNT**



**ON CHAIR: I552M
ATTENDANT CONTROL
JOYSTICK**
Used with SNPM6
Sip-N-Puff/Digital interface



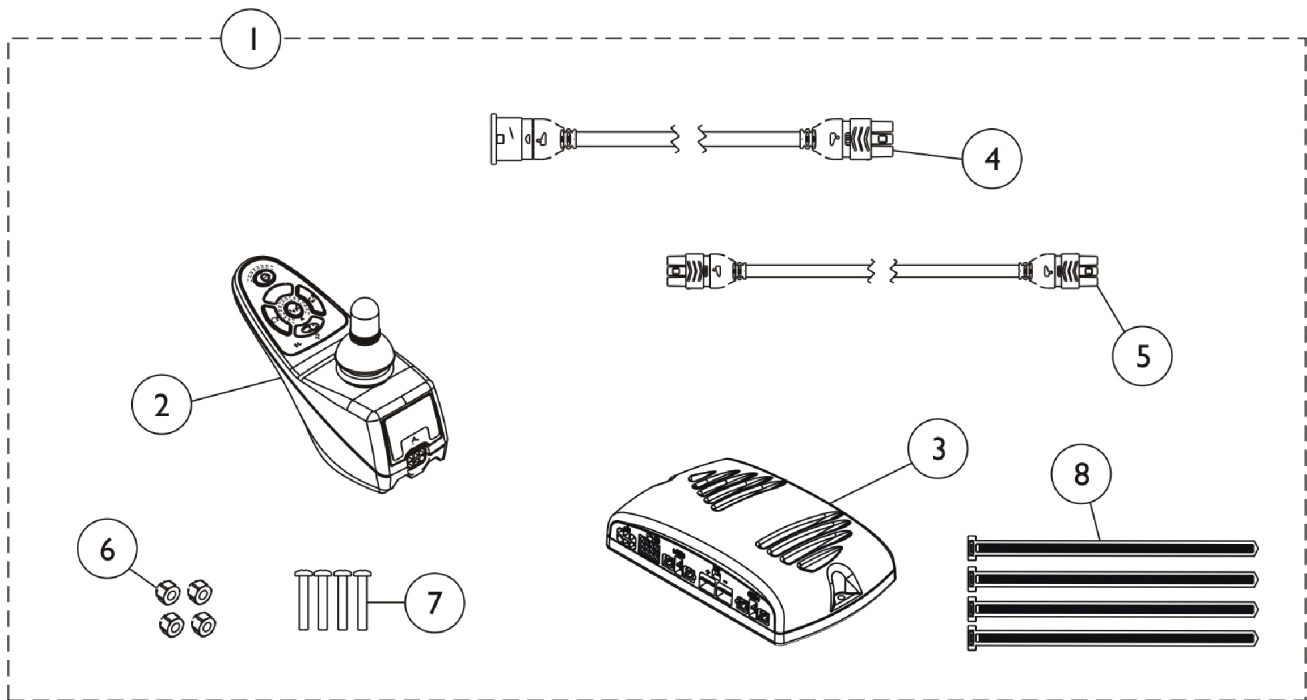
**ON CHAIR: EGSBLK
Reset Switch**
May be required for joystick options listed

Joystick Options

Item Number	Note	Part Number	Description	Quantity Per	
				Package	Assembly
1		1136887	Joystick, MK6 Compact with Mounting Hardware (1558M6) (72" L)	1	1
1	E	1167928	Joystick, MK6 Compact with Mounting Hardware (1558M6) (54" L)	1	1
2	A	1108012	Hardware, Dual/Compact Joystick Clamp Mounting	1	1
3		1025048	Clamp	1	1
4		1021460	Screw, Socket Button Head (#10-32 x 5/16")	1	4
5		1025045-NLA	NLA - Clamp, Mounting	1	1
6		1027089-NLA	NLA - Screw, Socket Head (#10-24 x 1/2")	1	1
7		1026273-NLA	NLA - Spacer, Split (3/8" I.D.)	1	1
8	B	60102524	Kit, Chin Cup Assembly - 1826	1	1
9		1017545	Cup, Chin	1	1
10	F	1017612-NLA	NLA - Screw, Adaptor	1	1
11		90032X000	Screw, Set Socket Cup Point (#8-32 x 1/4")	1	1
12	C	1044917	Hardware, Rear Cane Mount (1673/RCM)	1	1
13		1044918-NLA	NLA - Tube, Joystick	1	1
14		1026298	Package, Screw with Washer (#10 x 7/8") (Pair)	1	2
15		1027274	Adjustment Lock Assembly, Black	1	1
16		1025245-NLA	NLA - Bracket, Upright, Black -Right	1	1
17		1027095	Plug Button, Black (7/8")	1	1
18	D	1052309	Tube, Arm Mount with Plug Button, Black	1	1
19		1025590	Joystick, Attendant Control (1552M)	1	1
20		1093071	Clamp, Fixed Height Joystick Tube	1	1
21		1139422	Clamp, Height Adjustable Joystick Tube (ARM250)	1	1
22		1123276	Kit, Switch, Black Egg Reset w/ Hook/Loop Adhesive Back Fastener & Attaching Screws (EGSBLK)	1	1
NOTE: A - Includes items 3-7 B - Includes items 9-11 C - Includes items 13-17 D - Includes item 17 E - FDX models use part #1167928 MK6 Compact Joystick that has a 54" long cable length. F - Part #1017612 is no longer available as a service part individually. Order item #8 as a replacement.					

MK5 SPJ-80 Upgrade to MK6

For wheelchairs with MK5 electronics and power tilt that need upgraded to MK6i electronics, the wheelchair will need to be returned to Invacare Tech Repair for the upgrade. Call Invacare Customer Service at 1-800-333-6900 for assistance.



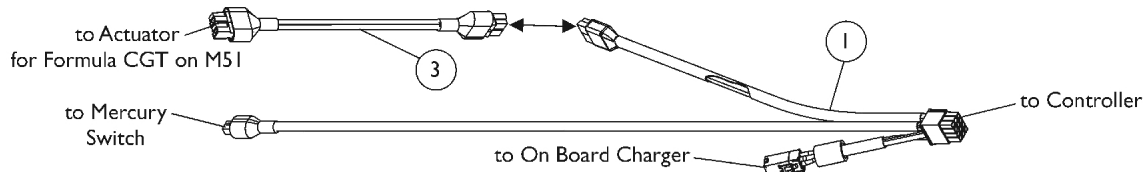
MK5 SPJ-80 Upgrade to MK6

For wheelchairs with MK5 electronics and power tilt that need upgraded to MK6i electronics, the wheelchair will need to be returned to Invacare Tech Repair for the upgrade. Call Invacare Customer Service at 1-800-333-6900 for assistance.

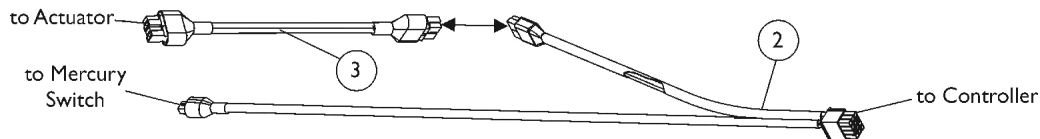
Item Number	Note	Part Number	Description	Quantity Per	
				Package	Assembly
1	A	1164850	Kit, MK5 SPJ-80 Upgrade to MK6 w/o Tilt	1	1
2			Joystick, SPJ+	1	1
3			NLA - Controller, MK5 NX-75	1	1
4			Cable, Joystick Extension	1	1
5			Cable, Joystick SPJ+	1	1
6			Locknut (#8-32)	1	2
7			Screw, Phillips Pan Head (#8-32 x 1")	1	2
8			Tie Wrap (11-1/2" L)	1	4
			NLA - Programming Guide, MK6i	1	1
			Instruction Sheet, MK5 SPJ-80 Upgrade to MK6	1	1
NOTE: A - Includes items 2-8, programming guide and instruction sheet.					

Harnesses

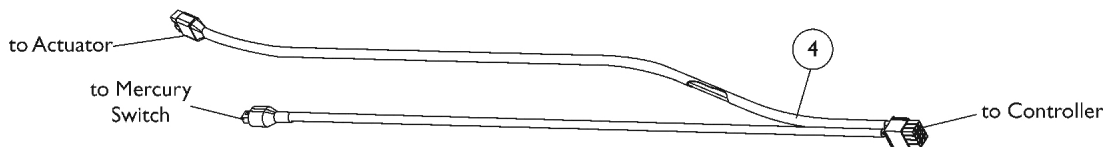
As of 7/1/2009, switches are mercury free.



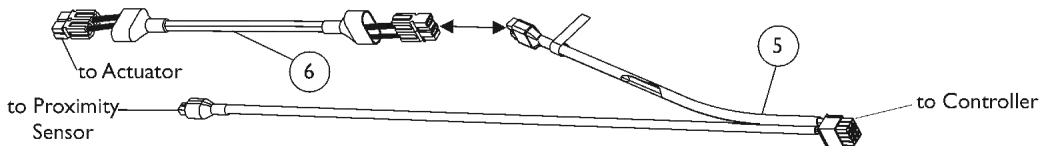
Tilt Actuator, Sensor, and Charger Harness (PTO Plus on M71/M91, M71jr Tilt chairs) & (Formula CGT on M51)



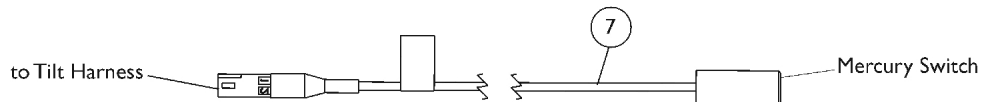
Tilt Actuator and Sensor Harness (Power Tiger w/Tilt), (Super Low Tilt & PTO Plus on TDX chairs), (Formula CG on TDX SP Before 6/19/07), (Formula CG on 3G Storm)



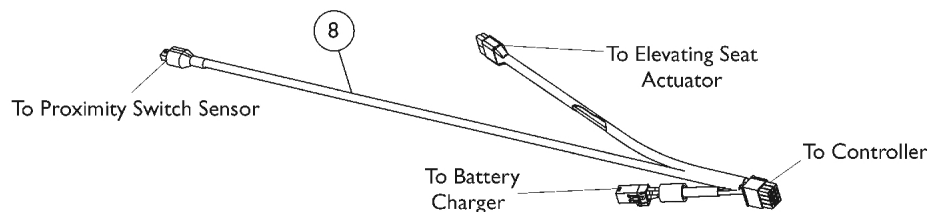
Tilt Actuator and Sensor Harness (Formula CG on TDX SP After 6/18/07) & (Formula CGT on TDX SC & TDX SI)



Elevate Actuator and Sensor Harness (Formula Elevate on TDX, Formula CGE on TDX SP, TDX SC & 3G Storm)



Drive Lockout Mercury Switch



Elevate Actuator and Battery Charger Harness (Pronto M61)

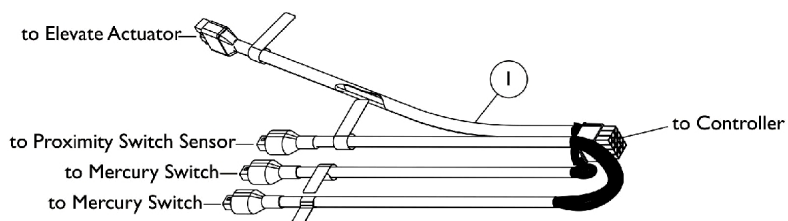
Harnesses

As of 7/1/2009, switches are mercury free.

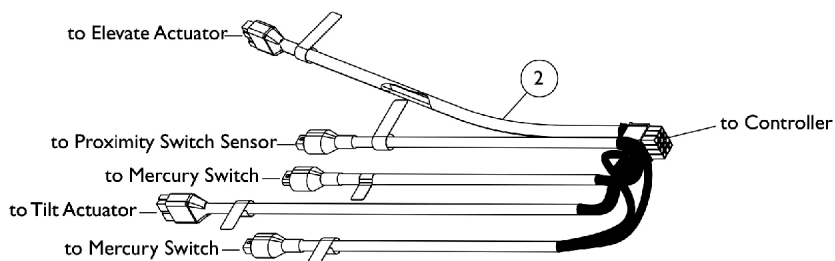
Item Number	Note	Part Number	Description	Quantity Per	
				Package	Assembly
1	A	1140124	Harness, Tilt Actuator with Sensor and Charger	1	1
2	B	1140101	Harness, Tilt Actuator and Sensor	1	1
3	C	1145414	Cable, Actuator Jumper Adapter (MK6i)	1	1
3	G	1101400	Harness, ELRPW Power Legrest - Right	1	1
4	D,D1	1150961	Harness, Tilt Actuator and Sensor	1	1
5	E,F	1140100	Harness, Elevate Actuator and Sensor	1	1
6	F	1142207	Cable, Actuator Jumper Adapter R2T (MK6i)	1	1
7	H	1140099	Switch, Drive Lockout Mercury Free Ball (MK6i) (50" L)	1	1
8	I	1127260	Harness, Actuator Sensor and Battery Charger	1	1
<p>NOTE: A - Chairs with (PTO Plus on Pronto M71/M91), (M71jr tilt) and (Formula CGT on M51) models. B - Chairs with (Manual Tilt on Power Tiger), (Super Low Tilt & PTO Plus on TDX), (Formula CG on TDX SP before 6/19/07) and (Formula CG w/ a Conventional Tilt Actuator Motor on 3G Storm and 4-Pole Motors). C - Used for TDX SP models made before 6/19/07. If the customer wants to eliminate the need for the adapter cable, order item #4 "Harness, Tilt Actuator and Sensor" dated after 6/18/07 D - After 6/18/07 a new Tilt Actuator and Sensor Harness was created to eliminate the need for item #3 "Cable, Actuator Jumper Adapter". The Harness is backward compatible for chairs made before 6/19/07 if the customer wants to eliminate the adapter cable. D1 - Used for a Conventional Tilt Actuator Motor only on TDX SP-CG (Tilt Only) models equipped with 4-Pole Motors. Used for Formula CGT on TDX SC and TDX SI models also. E - Chairs with (Formula Elevate on TDX), (Formula CGE on TDX SP, TDX SC and 3G Storm). F - The Actuator Jumper Adapter R2T Cable is only used in connection with item #5 Elevate Actuator and Sensor Harness for Formula Elevate on TDX G - Part # 1101400 traditionally used for ELRPW Legrest is also used for the Formula CG Tilt Actuator Motor on Pronto M51 bases. This Harness is also used for 3G Storm Series with 4-Pole Motors and a Conventional Tilt Actuator Motor. H - Mercury Switch is used for Conventional Actuator Motors only. I - Elevate Actuator and Battery Charger Harness (Pronto M61).</p>					

Harnesses (continued)

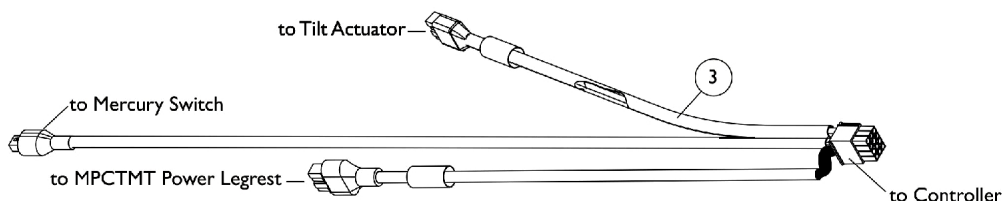
As of 7/1/2009, switches are mercury free.



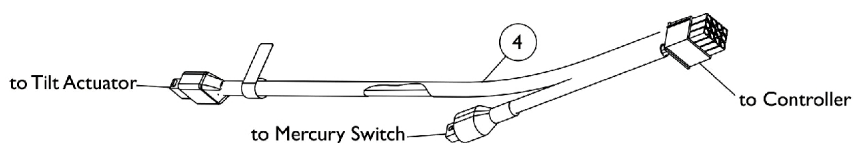
Elevate Actuator and Manual Tilt Sensor Harness (Manual Tilt on TDX SPREE)



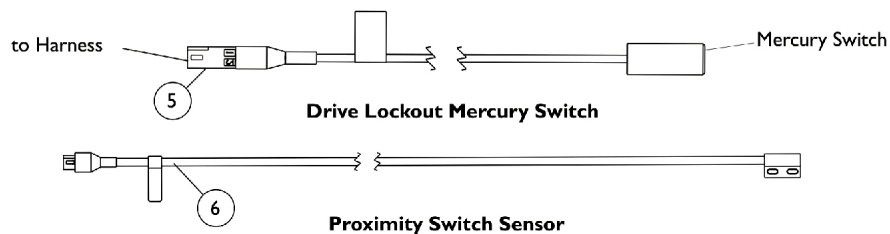
Elevate/Tilt Actuator and Sensor Harness (Formula CGT on TDX SPREE)



Tilt Actuator/MPCTMT Power Legrest and Sensor Harness (Formula CGT on TDX SC)



Tilt Actuator and Sensor Harness (Formula CGT, CGTE, CGTR, CGTRE on FDX)



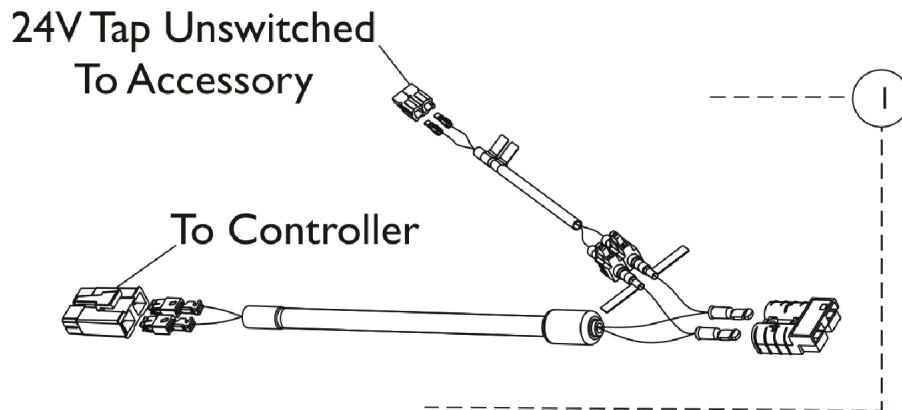
Harnesses (continued)

As of 7/1/2009, switches are mercury free.

Item Number	Note	Part Number	Description	Quantity Per	
				Package	Assembly
1	A	1151591-NLA	NLA - Harness, Elevate Actuator and Manual Tilt Sensor	1	1
2	B	1151608-NLA	NLA - Harness, Elevate/Tilt Actuator and Sensor	1	1
3	C	1153867-NLA	NLA - Harness, Tilt Actuator/MPCTMT Power Legrest and Sensor	1	1
4	D	1168442	Harness, Tilt Actuator and Sensor	1	1
5		1140099	Switch, Drive Lockout Mercury Free Ball (MK6i) (50" L)	1	2
5	E	1168753	Switch, Drive Lockout Mercury Free Ball (MK6i) (18" L)	1	2
6		1122586	Sensor, Proximity Switch (30 1/4" L)	1	1
6	F	1127290	Sensor, Proximity Switch (7" L)	1	1
NOTE: A - Used for TDX SPREE with a Manual Tilt (MT) seating option B - Used for TDX SPREE with a Formula CGT seating option C - Used for TDX SC with a Formula CGT seating option with MPCTMT Power Legrest. D - Used for FDX with a Formula CGT, CGTE, CGTR, CGTRE seating option E - Used for FDX with a Formula CGTR/CGTRE seating option F - Used for FDX with a Formula CGE seating option					

Harnesses (continued)

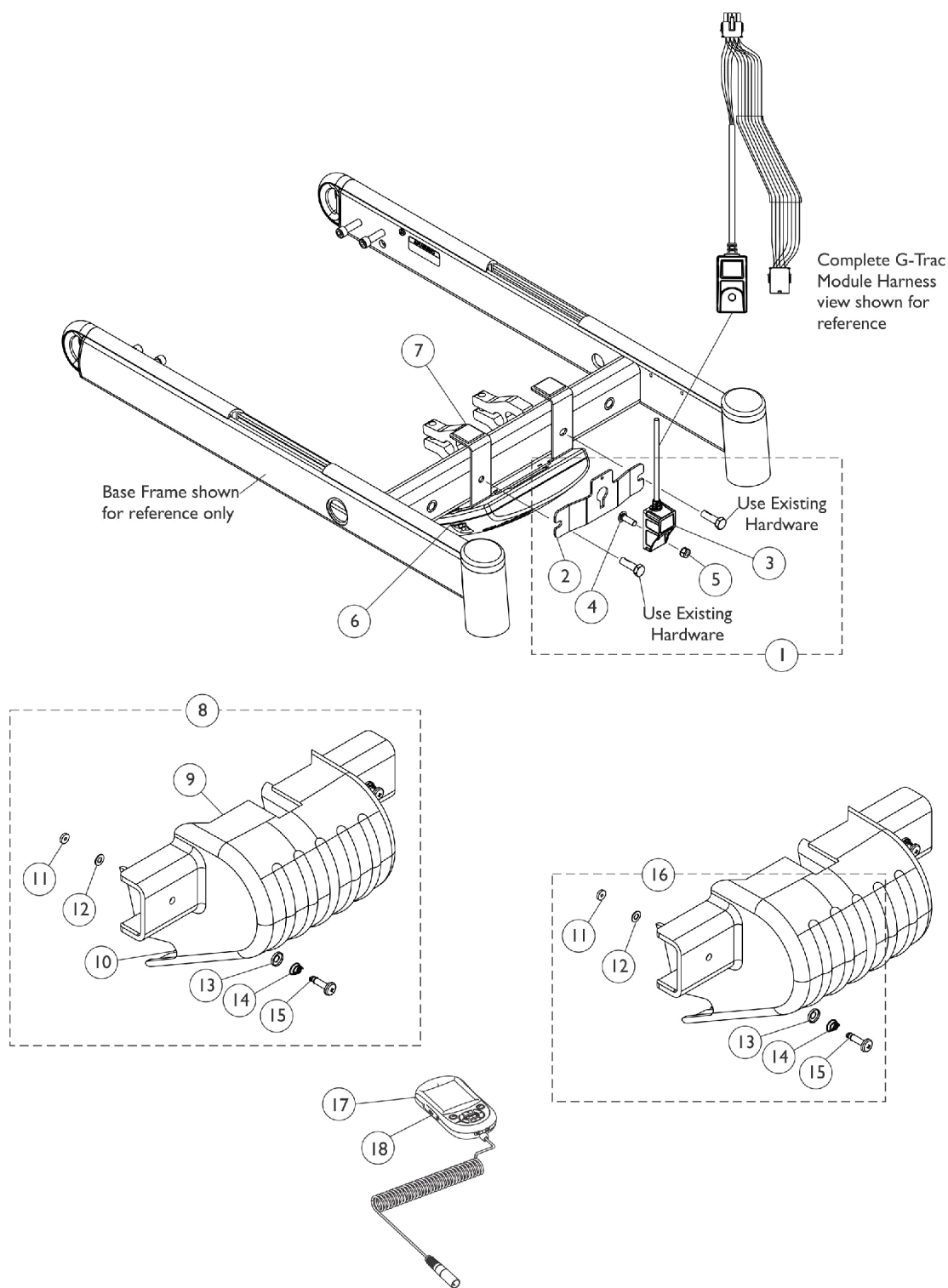
As of 7/1/2009, switches are mercury free.



Item Number	Note	Part Number	Description	Quantity Per	
				Package	Assembly
1	A	1161707-NLA	NLA - Harness, Auxiliary, 15 Amp.	1	1
NOTE: A - Auxiliary Harness allows the Invacare customer to easily use the power chair battery supply to operate auxiliary equipment.					

Controller, G-Trac, Programmer, Shroud Cover, 4-Pole, MK6i - 3G Storm w/o Vent

The Shroud Cover contains a notch opening on the top to allow room for the G-Trac Module cable to exit.
There is no Shroud Cover used when a Vent Tray is ordered.



Controller, G-Trac, Programmer, Shroud Cover, 4-Pole, MK6i - 3G Storm w/o Vent

The Shroud Cover contains a notch opening on the top to allow room for the G-Trac Module cable to exit.
There is no Shroud Cover used when a Vent Tray is ordered.

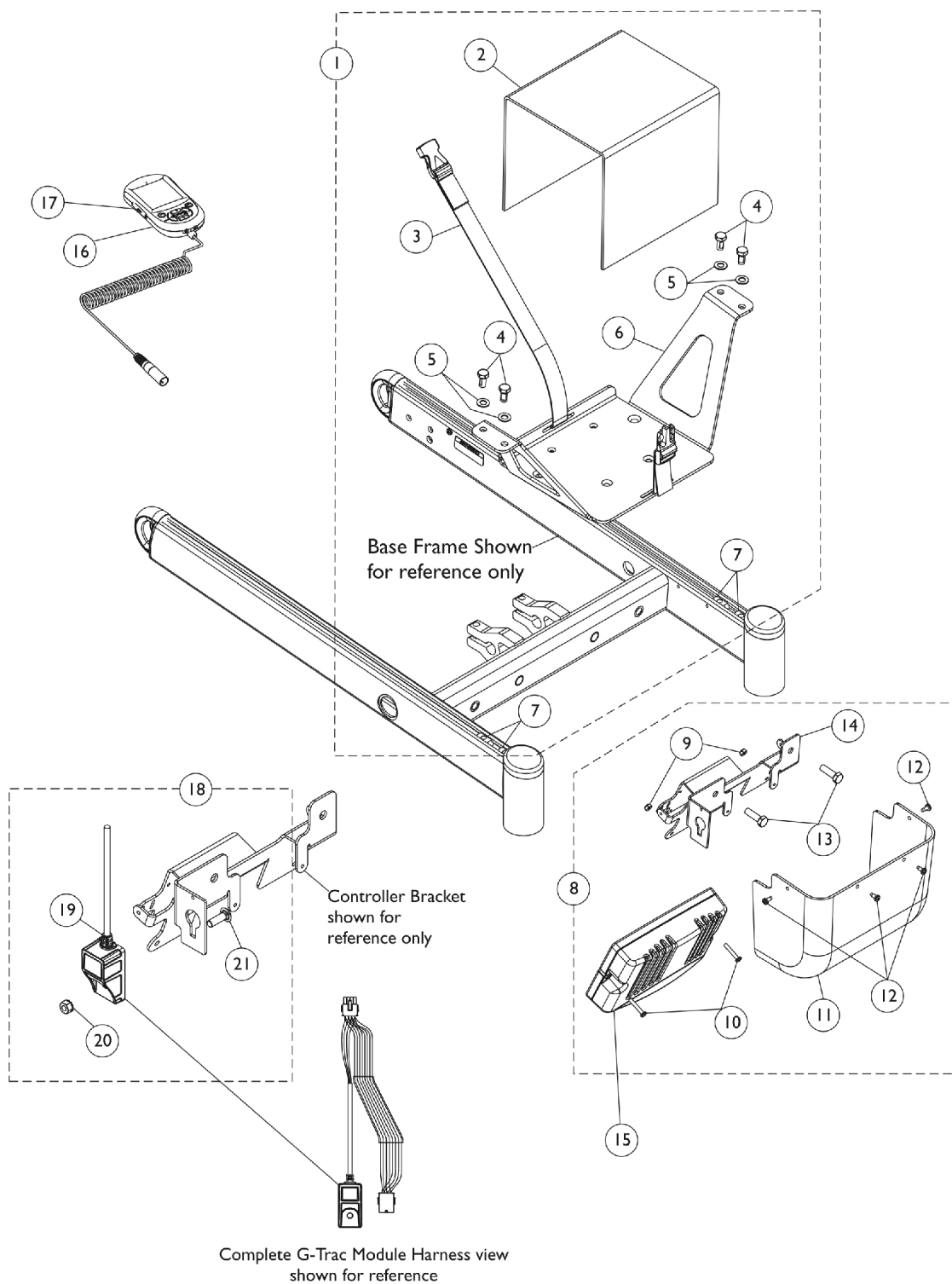
Item Number	Note	Part Number	Description	Quantity Per	
				Package	Assembly
1	A,D	1160737	Kit, G-Trac Module Harness w/ Mounting Hardware	1	1
2			Bracket, Mounting, G-Trac, Black	1	1
3			Harness, Module, Gyro, G-Trac	1	1
4			Screw (M6 x 1 x 20mm)	1	1
5			Nut (M6 x 1mm)	1	1
2		1157130	Bracket, Mounting, G-Trac, Black	1	1
6		1156624	Controller, G-Trac, 4-Pole, MK6i	1	1
7		1145380	Kit, Controller Bracket Mounting Hardware	1	1
			NLA - Fastener, Hook with Adhesive Back (1" W x 1" L)	1	2
			Bracket, Controller Mounting, Black	1	1
			Screw, Hex Head w/ Patch (5/16-18 x 1")	1	2
			Locknut (#8-32)	1	2
			Screw, Phillips Pan Head (#8-32 x 1")	1	2
7			Kit, Controller Bracket Mounting Hardware (For TRBKTS/TRRO Option)	1	1
			NLA - Fastener, Hook with Adhesive Back (1" W x 1" L)	1	2
			Bracket, Controller Mounting, Black	1	1
			Screw, Hex Head w/ Patch (5/16-18 x 1")	1	2
			Locknut (#8-32)	1	2
			Screw, Phillips Pan Head (#8-32 x 1")	1	2
			Washer, Flat (5/16 x 5/8 x 1/16")	1	2
			NLA - Screw, Socket Head Cap (5/16-18 x 1/2")	1	2
8	B	1159747	Kit, Controller Shroud w/ Hardware	1	1
9			Shroud, Controller	1	1
10			NLA - Fastener, Loop Adhesive Back (1" W x 3" L)	1	2
11			NLA - Retainer, Stud (1/4" Turn)	1	2
12			NLA - Washer, Nylon Retainer (1/4 x 1/2 x 1/32")	1	2
13			NLA - Washer, Nylon Cupped (9/32 x 19/32 x 3/32")	1	2
14			NLA - Spring, Torsion Ejector	1	2
15			NLA - Stud, Phillips Recess (1/4" Dia. x 1" Long, 1/4 Turn)	1	2
16	C	1104706-NLA	NLA - Kit, Controller Shroud Mounting Hardware (Pair)	1	1
11		1110509-NLA	NLA - Retainer, Stud (1/4" Turn)	1	2
12		1070580-NLA	NLA - Washer, Nylon Retainer (1/4 x 1/2 x 1/32")	1	2
13		1070581-NLA	NLA - Washer, Nylon Cupped (9/32 x 19/32 x 3/32")	1	2
14		1093312-NLA	NLA - Spring, Torsion Ejector	1	2
15		1110508-NLA	NLA - Stud, Phillips Recess (1/4" Dia. x 1" Long, 1/4 Turn)	1	2
17	E	1139985	Programmer, MK6i Remote	1	1

Controller, G-Trac, Programmer, Shroud Cover, 4-Pole, MK6i - 3G Storm w/o Vent

The Shroud Cover contains a notch opening on the top to allow room for the G-Trac Module cable to exit.
There is no Shroud Cover used when a Vent Tray is ordered.

Item Number	Note	Part Number	Description	Quantity Per	
				Package	Assembly
17	E	1142215	Kit, MK6i Remote Programmer w/ SD Professional Card & Card Holder (1813M6)	1	1
18		1139997	Cover, SD Card Slot	1	1
NOTE: A - Includes items 2-5. B - Includes items 9-15 C - Includes items 11-15 D - Item #3 part #1156626 plugs into the Controller and the other connector plugs into the Accessory Harness for Seating. E - The MK6i Programmer Manual (1141471) is not included and is strongly recommended the guide be ordered or downloaded from Literature Fulfillment.					

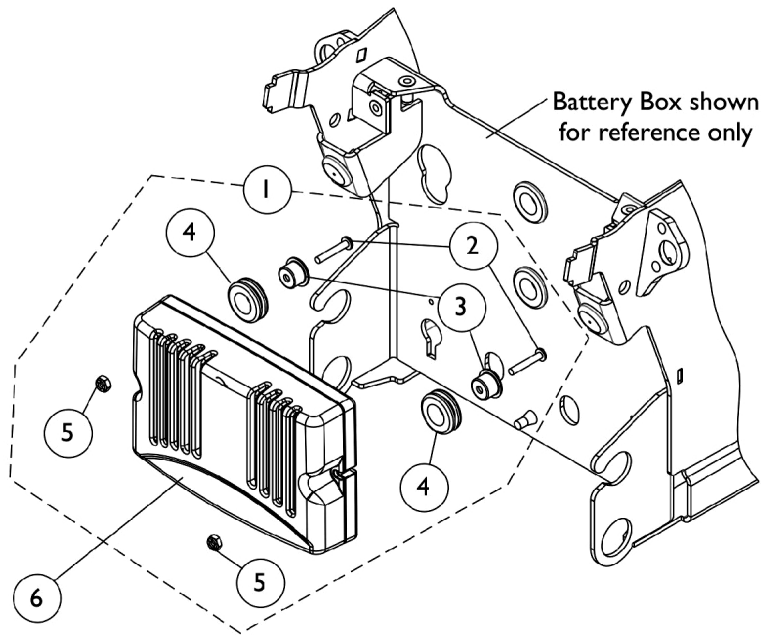
Controller, G-Trac, Programmer, Shroud Cover, 4-Pole, MK6i - 3G Storm w/ Vent



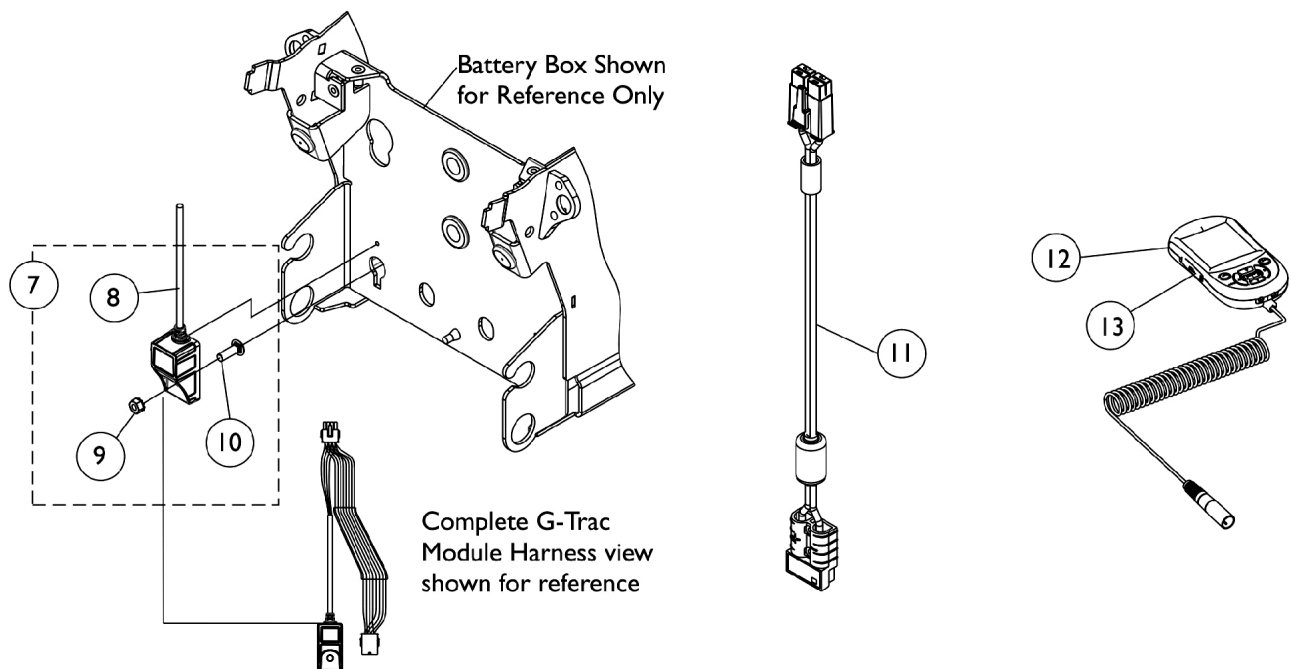
Controller, G-Trac, Programmer, Shroud Cover, 4-Pole, MK6i - 3G Storm w/ Vent

Item Number	Note	Part Number	Description	Quantity Per	
				Package	Assembly
1	A	1148656-NLA	NLA - Kit, Vent Battery Tray w/ Hardware	1	1
2			Shroud, Vent Battery	1	1
3			NLA - Battery Strap Assembly	1	1
4			Screw, Hex Head w/ Patch (5/16-18 x 5/8")	1	4
5			Washer, Flat (5/16 x 5/8 x 1/16")	1	4
6			Tray, Vent Battery	1	1
7			T-Nut (5/16-18)	1	4
8	B	1148655-NLA	NLA - Kit, MK690 w/ ACC Controller/TRAM Mounting Bracket, Shroud Cover and Mounting Hardware	1	1
			Screw, Phillips Pan Head (#4-40 x 1/2")	1	4
9			Locknut (#8-32)	1	2
10			Screw, Phillips Pan Head (#8-32 x 1")	1	2
11			Shroud, Controller Cover (for Vent Option)	1	1
12			Screw, Phillips Pan Head Tap (#8-32 x 3/8")	1	4
13			Screw, Hex Head w/ Patch (5/16-18 x 1")	1	2
14			Bracket, Mounting, Black (For Vent Option)	1	1
15		1156624	Controller, G-Trac, 4-Pole, MK6i	1	1
16	C	1139985	Programmer, MK6i Remote	1	1
16	C	1142215	Kit, MK6i Remote Programmer w/ SD Professional Card & Card Holder (1813M6)	1	1
17		1139997	Cover, SD Card Slot	1	1
18	D,E	1157133	Kit, G-Trac Module Harness w/ Mounting Hardware	1	1
19			Harness, Module, Gyro, G-Trac	1	1
20			Screw (M6 x 1 x 20mm)	1	1
21			Nut (M6 x 1mm)	1	1
NOTE: A - Includes items 2-7. B - Includes items 9-14. The Controller Mounting Bracket included with the kit is also used to mount the G-Trac Controller. The 4 Phillips Pan Head Screws (not shown) to attach a MK6i TRAM are not used with this G-Trac Controller application. C - The MK6i Programmer Manual (1141471) is not included and is strongly recommended the guide be ordered or downloaded from Literature Fulfillment. D - Includes items 19-21. E - Item #19 part #1156626 plugs into the Controller and the other connector plugs into the Accessory Harness for Seating.					

Controller - G-Trac, Programmer, 4-Pole, MK6i - TDXSP/SP-GT



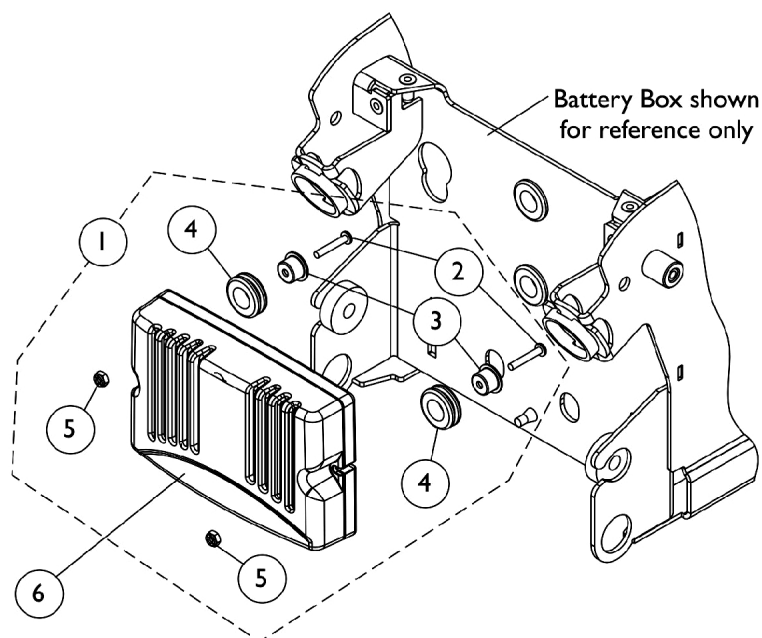
MK6i G-Trac Controller Mounting Hardware



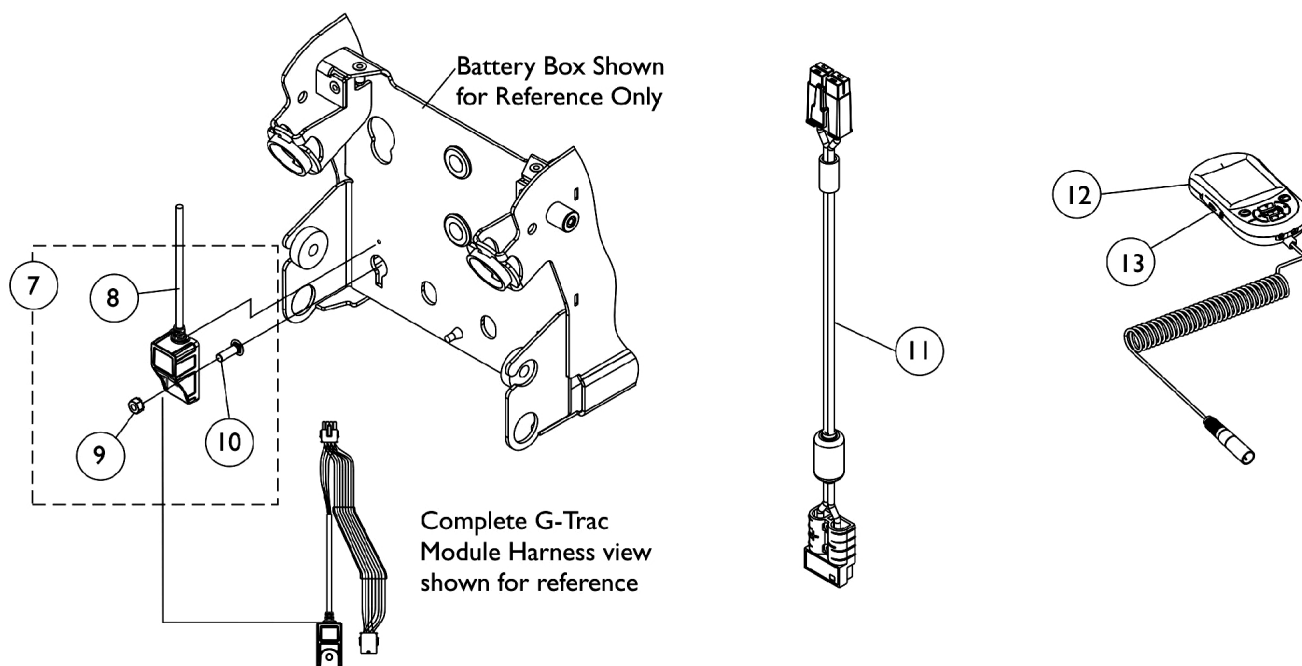
Controller - G-Trac, Programmer, 4-Pole, MK6i - TDXSP/SP-GT

Item Number	Note	Part Number	Description	Quantity Per	
				Package	Assembly
1	A	1145070	Kit, Controller Mounting Hardware	1	1
2			Screw, Phillips Pan Head (#8-32 x 1")	1	2
3			Bushing	1	2
4			Grommet, Rubber (9/16 ID x 1-1/16 OD x 3/8")	1	2
5			Locknut (#8-32)	1	2
6	B,E	1156624	Controller, G-Trac, 4-Pole, MK6i	1	1
7		1157133	Kit, G-Trac Module Harness w/ Mounting Hardware	1	1
8		Harness, Module, Gyro, G-Trac	1	1	
9		Nut (M6 x 1mm)	1	1	
10		Screw (M6 x 1 x 20mm)	1	1	
11	C	60102824	Kit, Cable, Battery Extension	1	1
12		1139985	Programmer, MK6i Remote	1	1
12		1142215	Kit, MK6i Remote Programmer w/ SD Professional Card & Card Holder (1813M6)	1	1
13		1139997	Cover, SD Card Slot	1	1
		D	1095502-NLA	NLA - Package, Tie Wrap (11-1/2" L)	10
NOTE: A - Includes items 2-5. B - Includes items 8-10. C - The MK6i Programmer Manual (1141471) is not included and is strongly recommended the quide be ordered or downloaded from Literature Fulfillment. D - Not Shown E - Item #8 part #1156626 plugs into the Controller and the other connector plugs into the Accessory Harness for Seating.					

Controller - G-Trac, Programmer, 2-Pole, MK6i - TDXSI



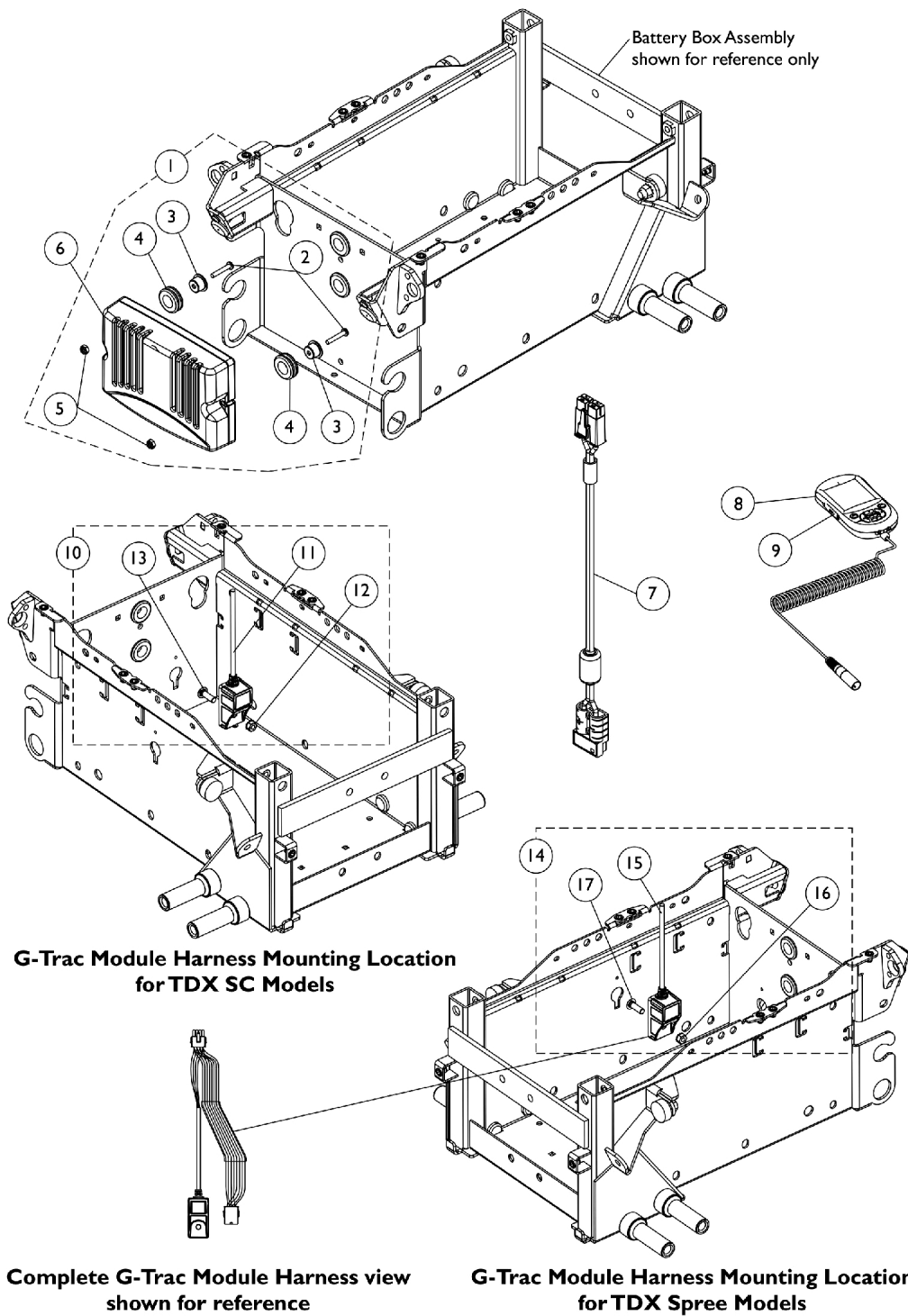
MK6i G-Trac Controller Mounting Hardware



Controller - G-Trac, Programmer, 2-Pole, MK6i - TDXSI

Item Number	Note	Part Number	Description	Quantity Per	
				Package	Assembly
1	A	1145070	Kit, Controller Mounting Hardware	1	1
2			Screw, Phillips Pan Head (#8-32 x 1")	1	2
3			Bushing	1	2
4			Grommet, Rubber (9/16 ID x 1-1/16 OD x 3/8")	1	2
5			Locknut (#8-32)	1	2
6	B,E	1156627	Controller, G-Trac, 2-Pole, MK6i	1	1
7		1157133	Kit, G-Trac Module Harness w/ Mounting Hardware	1	1
8		Harness, Module, Gyro, G-Trac	1	1	
9		Nut (M6 x 1mm)	1	1	
10		Screw (M6 x 1 x 20mm)	1	1	
11	C	60102824	Kit, Cable, Battery Extension	1	1
12		1139985	Programmer, MK6i Remote	1	1
12		1142215	Kit, MK6i Remote Programmer w/ SD Professional Card & Card Holder (1813M6)	1	1
13		1139997	Cover, SD Card Slot	1	1
		D	1095502-NLA	NLA - Package, Tie Wrap (11-1/2" L)	10
NOTE: A - Includes items 2-5. B - Includes items 8-10. C - The MK6i Programmer Manual (1141471) is not included and is strongly recommended the guide be ordered or down loaded from Literature Fulfillment. D - Not Shown E - Item #8 part #1156626 plugs into the Controller and the other connector plugs into the Accessory Harness for Seating.					

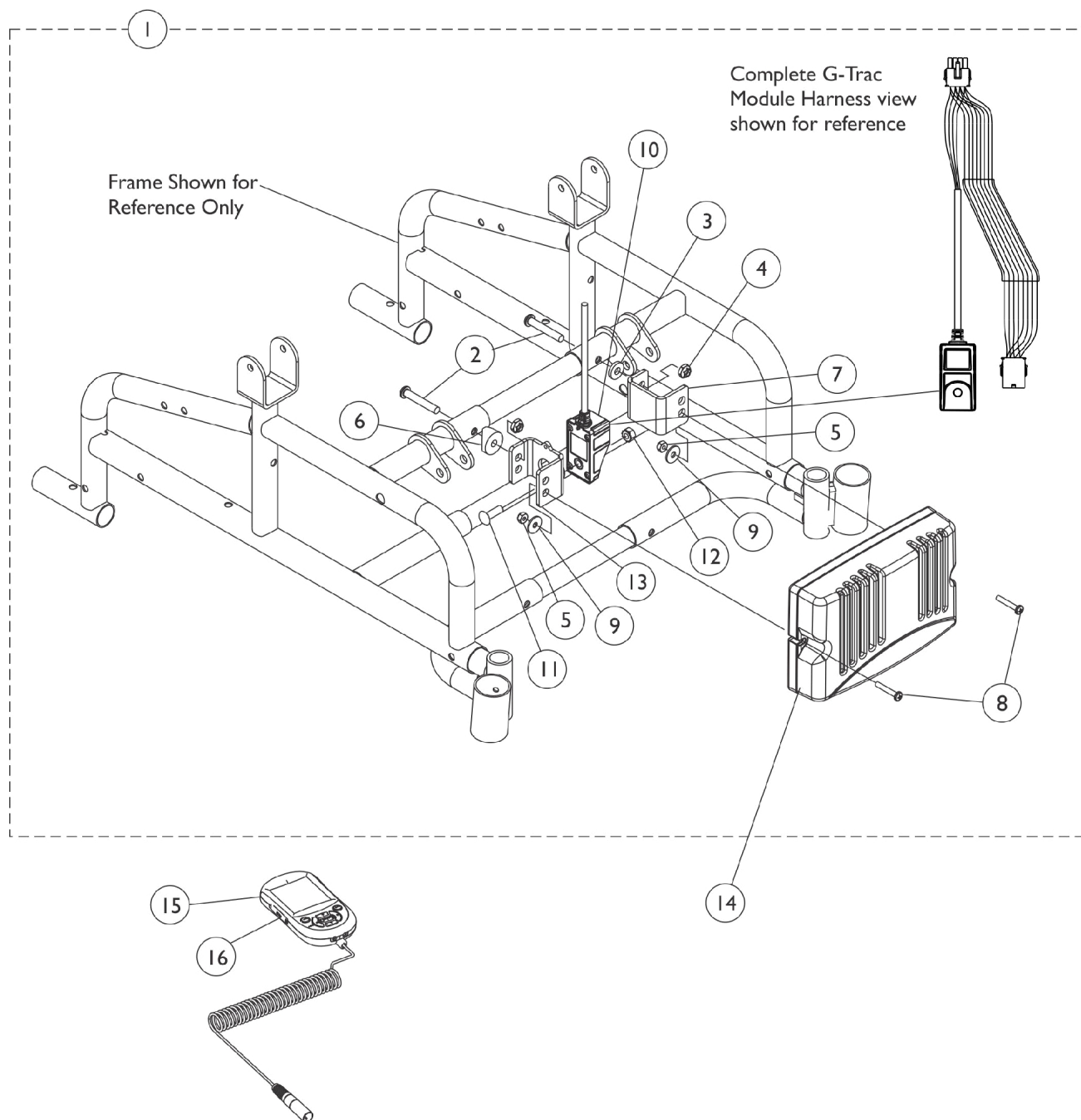
Controller, G-Trac, Programmer, 2-Pole, MK6i - TDXSC and Spree



Controller, G-Trac, Programmer, 2-Pole, MK6i - TDXSC and Spree

Item Number	Note	Part Number	Description	Quantity Per	
				Package	Assembly
1	A	1145070	Kit, Controller Mounting Hardware	1	1
2			Screw, Phillips Pan Head (#8-32 x 1")	1	2
3			Bushing	1	2
4			Grommet, Rubber (9/16 ID x 1-1/16 OD x 3/8")	1	2
5			Locknut (#8-32)	1	2
6	B	1156627	Controller, G-Trac, 2-Pole, MK6i	1	1
7		60102824	Kit, Cable, Battery Extension	1	1
8		1139985	Programmer, MK6i Remote	1	1
8		1142215	Kit, MK6i Remote Programmer w/ SD Professional Card & Card Holder (1813M6)	1	1
9		1139997	Cover, SD Card Slot	1	1
10	C,F	1157133	Kit, G-Trac Module Harness w/ Mounting Hardware	1	1
11			Harness, Module, Gyro, G-Trac	1	1
12			Screw (M6 x 1 x 20mm)	1	1
13	D	1160738	Nut (M6 x 1mm)	1	1
14			Kit, G-Trac Gyro Module Harness w/ Mounting Hardware	1	1
15			Harness, Module, Gyro, G-Trac (638mm Long)	1	1
16			Screw (M6 x 1 x 20mm)	1	1
17			Nut (M6 x 1mm)	1	1
	E	1095502-NLA	NLA - Package, Tie Wrap (11-1/2" L)	10	1
NOTE: A - Includes items 2-5. B - The MK6i Programmer Manual (1141471) is not included and is strongly recommended the guide be ordered or downloaded from Literature Fulfillment. C - Includes items 11-13 and used on TDX SC Models only. D - Includes items 15-17 and used on TDX Spree Models only. E - Not Shown F - Item #11 part #1156626 plugs into the Controller and the other connector plugs into the Accessory Harness for Seating.					

Controller, G-Trac, Programmer, 2-Pole, MK6i - Power Tiger

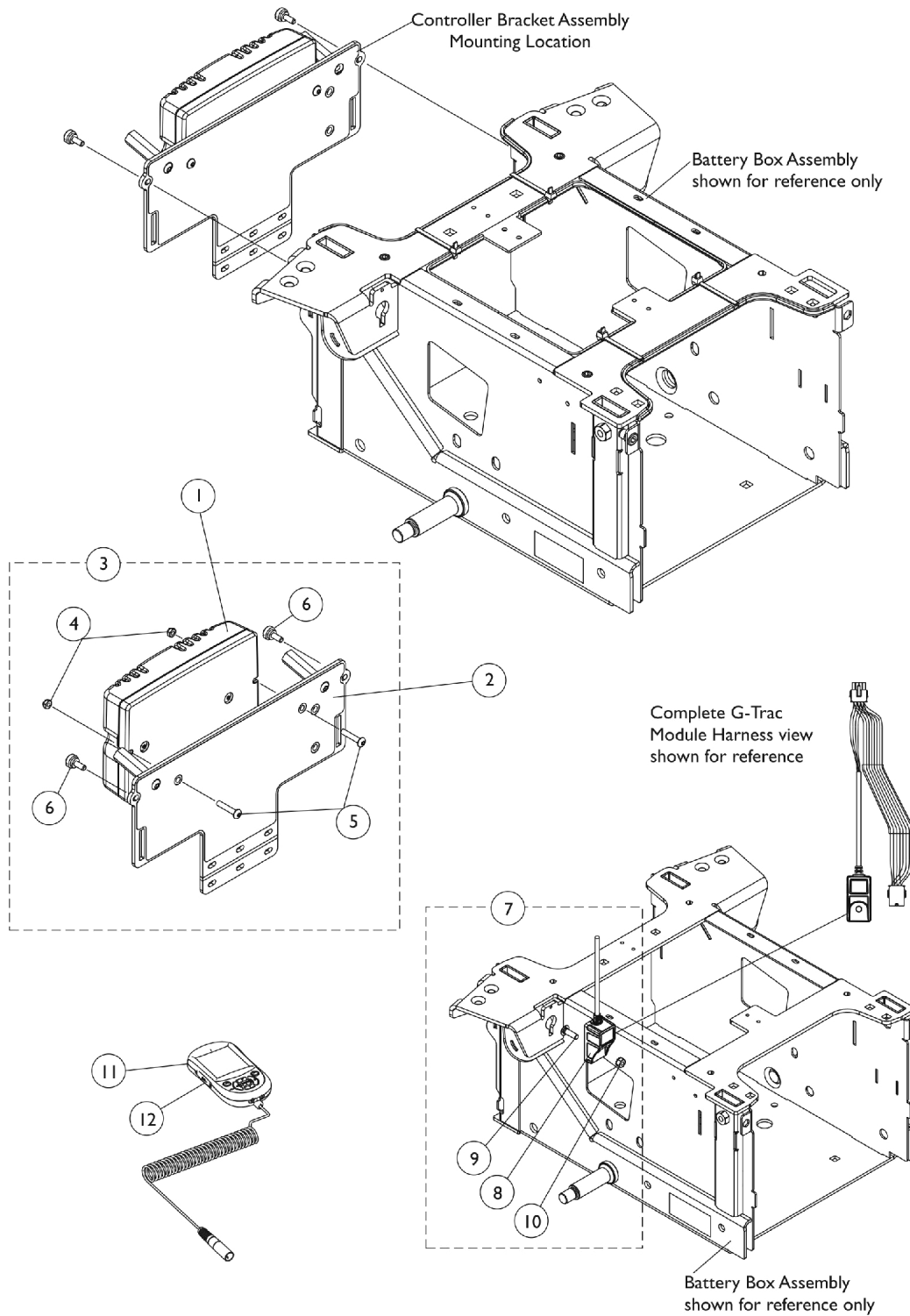


Controller, G-Trac, Programmer, 2-Pole, MK6i - Power Tiger

Item Number	Note	Part Number	Description	Quantity Per	
				Package	Assembly
1	A,B	1160739-NLA	NLA - Kit, G-Trac Module Harness w/ Mounting Hardware	1	1
2			Screw, Socket Button Head (1/4-20 x 1-1/2")	1	2
3			Washer (1/4 x 5/8 x 3/32")	1	1
4			Locknut (1/4-20)	1	2
5			Locknut (#8-32)	1	2
6			NLA - Spacer, Coved (1/4 x 7/8 x 7/16")	1	1
7			NLA - Bracket, Controller Mounting, Black	1	2
8			Screw, Phillips Pan Head (#8-32 x 1")	1	2
9			Washer, Flat (3/16 x 5/8 x 1/16")	1	2
10			Harness, Module, Gyro, G-Trac	1	1
11			Screw (M6 x 1 x 20mm)	1	1
12			Nut (M6 x 1mm)	1	1
13			Bracket, Mounting, G-Trac, Black	1	1
14	C	1156627	Controller, G-Trac, 2-Pole, MK6i	1	1
15		1139985	Programmer, MK6i Remote	1	1
15		1142215	Kit, MK6i Remote Programmer w/ SD Professional Card & Card Holder (1813M6)	1	1
16		1139997	Cover, SD Card Slot	1	1
NOTE: A - Includes items 2-13. B - Item #10 part #1156626 plugs into the Controller and the other connector plugs into the Accessory Harness for Seating. C - The MK6i Programmer Manual (1141471) is not included and is strongly recommended the guide be ordered or downloaded from Literature Fulfillment.					

Controller - G-Trac, 2-Pole & 4-Pole, MK6i - FDX

To order a Rear Shroud that covers the Battery Box and Controller, refer to the FDX® (Formula™ CGE option included) and Front Riggings Power Wheelchair parts catalog. See page titled "Shrouds and Hardware".



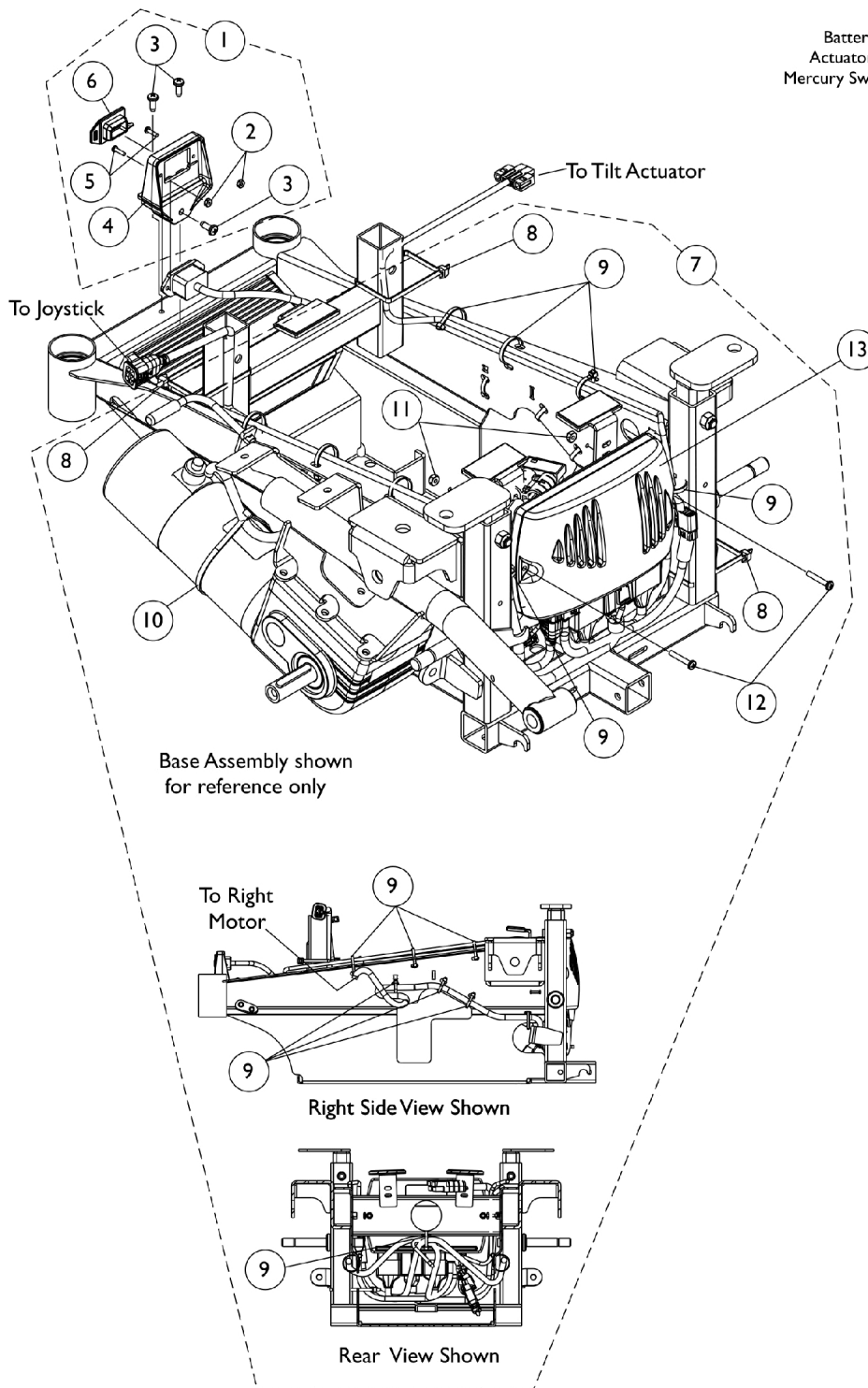
Controller - G-Trac, 2-Pole & 4-Pole, MK6i - FDX

To order a Rear Shroud that covers the Battery Box and Controller, refer to the FDX® (Formula™ CGE option included) and Front Riggings Power Wheelchair parts catalog. See page titled "Shrouds and Hardware".

Item Number	Note	Part Number	Description	Quantity Per	
				Package	Assembly
1	E,E1	1167645	Controller, G-Trac, 2-Pole, MK6i	1	1
1	A,E,E1	1167644	Controller, G-Trac, 4-Pole, MK6i	1	1
2	F	1168375-NLA	NLA - Controller Mounting Bracket Assembly w/ Short Stand-Offs	1	1
2	G	1173567-NLA	NLA - Controller Mounting Bracket Assembly w/ Long Stand-Offs	1	1
3	B	1168900	Kit, Controller Mounting Hardware	1	1
4			Locknut (M5 x .8)	1	2
5			Screw, Socket Button Head w/ Patch (M5 x .8 x 25mm)	1	2
6			Screw, Thumb (M5 x .8 x 12mm)	1	2
7	C,H	1160738	Kit, G-Trac Gyro Module Harness w/ Mounting Hardware	1	1
8			Harness, Module, Gyro, G-Trac (638mm Long)	1	1
9			Screw (M6 x 1 x 20mm)	1	1
10			Nut (M6 x 1mm)	1	1
11	D	1139985	Programmer, MK6i Remote	1	1
11	D	1142215	Kit, MK6i Remote Programmer w/ SD Professional Card & Card Holder (1813M6)	1	1
12		1139997	Cover, SD Card Slot	1	1

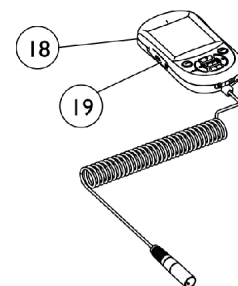
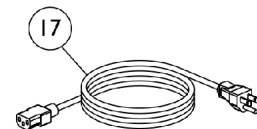
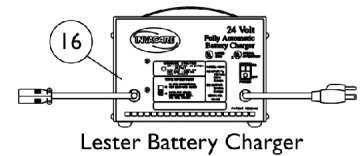
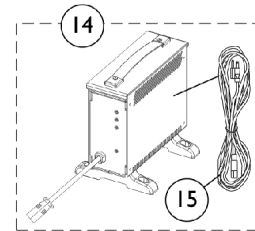
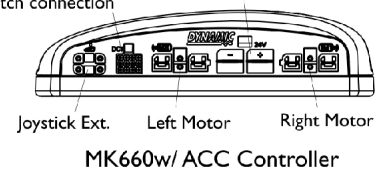
NOTE: A - 4-Pole G-Trac Controller is used when the Drive Type Option PERF is selected on-chair
 B - Includes items 4-6
 C - Includes items 8-10
 D - The MK6i Programmer Manual (1141471) is not included and is strongly recommended that the guide be ordered.
 E - G-Trac Controller comes standard on-chair for 2-Pole and 4-Pole Motor equipped wheelchairs.
 E1 - The G-Trac Gyro Module, however, is an option for wheelchairs with 2-Pole Motors (Before 12/01/10) and standard for wheelchairs with (2-Pole Motors After 11/30/10) and 4-Pole Motors.
 F - Used Before 07/11/11. Part #1168375 is No Longer Available. For wheelchairs manufactured Before 07/11/11 you must order a complete "Shrouds & Hardware - Conversion Kit dated Before 07/11/11".
 G - Used After 07/10/11. Bracket was revised and longer Stand-Offs were added measuring approximately 5/16" longer than the Short Stand-Offs to accommodate the Shrouds that were revised 07/11/11.
 H - Item #8 part #1156629 plugs into the Controller and the other connector plugs into the Accessory Harness for Seating.

Controller - Programmer & Mtg. Hdwr. - Pronto M51 w/ Formula CG Tilt



Battery Charger,
Actuator Harness, &
Mercury Switch connection

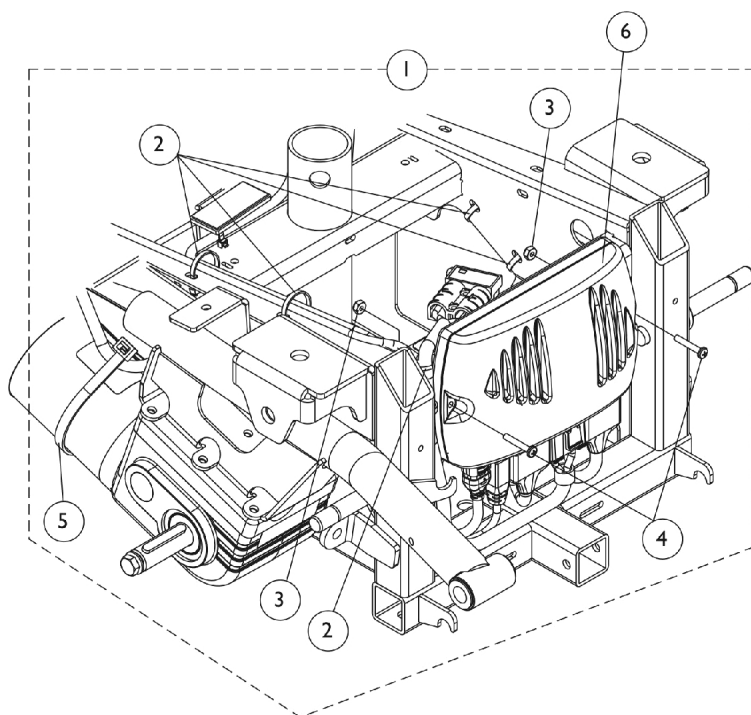
Battery Ext.



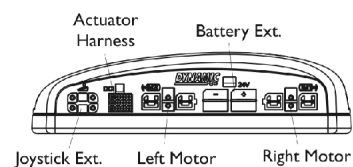
Controller - Programmer & Mtg. Hdwr. - Pronto M51 w/ Formula CG Tilt

Item Number	Note	Part Number	Description	Quantity Per	
				Package	Assembly
1	A	1127301	Kit, Charger Mounting Hardware	1	1
2			Nut, Hex Keps (#4-40)	1	2
3			Screw, Phillips Pan Head Tap (#10-32 x 1/2")	1	3
4			Bracket, Charger Connector, Black	1	1
5			Screw, Phillips Pan Head (#4-40 x 7/16")	1	2
6			Cover, Connector	1	1
7	B	1153344-NLA	NLA - Kit, Controller Mounting Hardware	1	1
8			Tie Wrap (11-1/2" L)	1	3
9			Tie Wrap (5-5/8" L)	1	17
10			Tie Wrap (17-1/2" L)	1	2
11			Locknut (#8-32)	1	2
12			Screw, Phillips Pan Head (#8-32 x 1")	1	2
13		1127270	Controller, MK5 NX w/ ACC/ MK660 w/ ACC	1	1
14	C,D	1123249	Charger, Battery, 8 Amp. 115vac (Off Board) Single Mode Round Plug w/ AC Power Line Cord	1	1
14	C,D	1123249E-NLA	NLA - WARR RPLMT - Charger, Battery, 8 Amp, 115VAC (Off Board) Single Mode Round Plug w/ AC Power Line Cord	1	1
15	G	1089627-NLA	NLA - Cord, AC Power, 115VAC, 2 Prong Off-Board (11' 6" L)	1	1
15		1121086	Cord, AC Power, 115VAC, 3 Prong On-Board (6' 6-1/2" L)	1	1
16	E,H	1053161-NLA	NLA - Charger, Battery, 8 Amp, 115vac, Off Board Dual Mode Round Plug, Lester	1	1
17			Cord, AC Power, 115VAC, 3 Prong On-Board (6' 6-1/2" L)	1	1
18	F	1139985	Programmer, MK6i Remote	1	1
18	F	1142215	Kit, MK6i Remote Programmer w/ SD Professional Card & Card Holder (1813M6)	1	1
19		1139997	Cover, SD Card Slot	1	1
NOTE: A - Includes items 2-6 B - Includes items 8-12 C - Used on Gel Cell or AGM (Absorbed Glass Mat) batteries. For wet cell batteries refer to the Lester 8 amp charger D - Includes item 15, AC power cord E - Used on Wet Cell Batteries F - The MK6i Programmer Manual (1141471) is not included and is strongly recommended the guide be ordered or downloaded from Literature Fulfillment. G - No longer available as a service part. Please use 1121086 as its replacement. H - Use Battery Charger part number 1123249 as a replacement.					

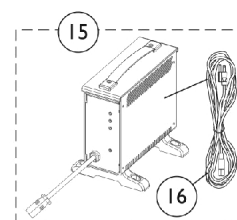
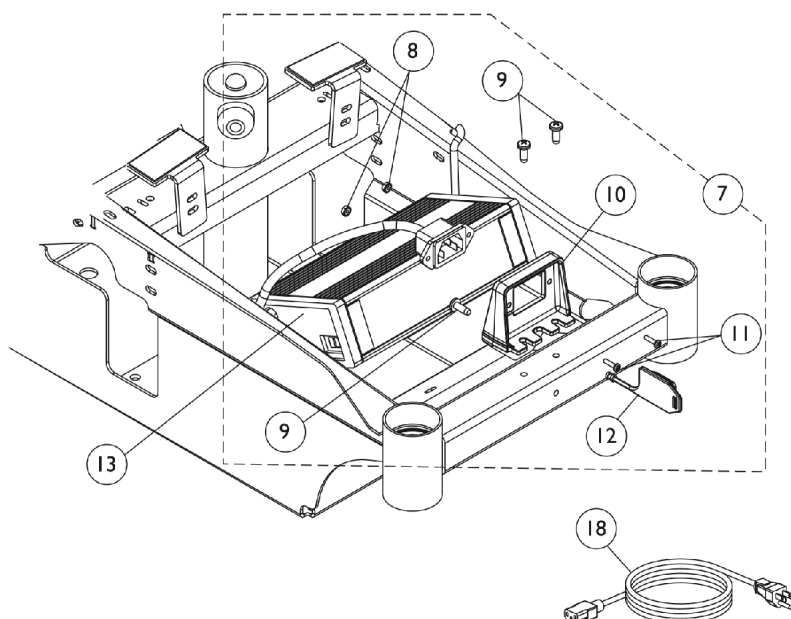
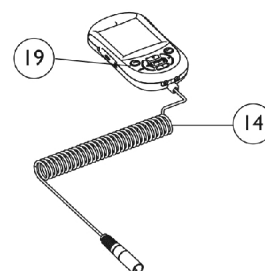
Controller - Programmer w/ Mtg. Hdwr. - Pronto M61



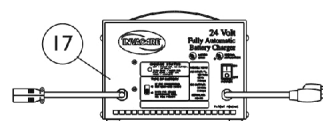
Controller Connections



Controller for Elevating Seat



CTE Battery Charger



Lester Battery Charger

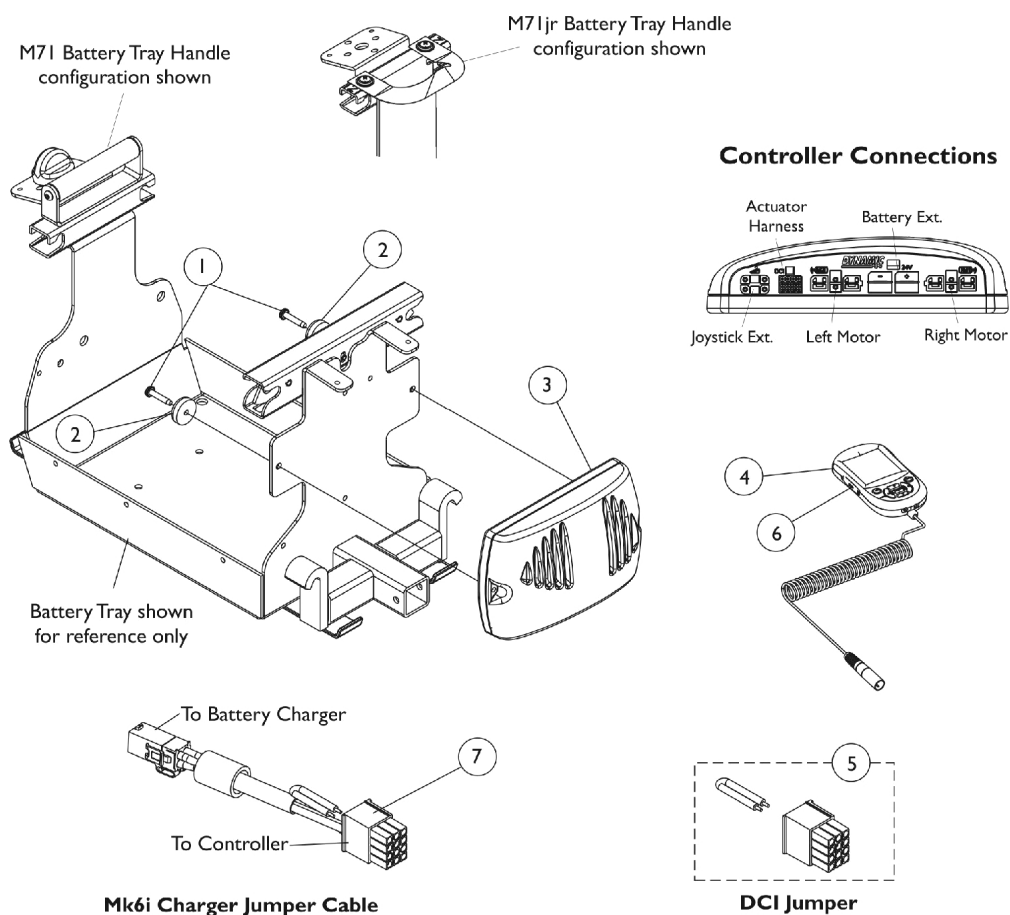
Controller - Programmer w/ Mtg. Hdwr. - Pronto M61

Item Number	Note	Part Number	Description	Quantity Per	
				Package	Assembly
1	A	1127302	Kit, Controller Mounting Hardware	1	1
2			Tie Wrap (5-5/8" L)	1	14
3			Locknut (#8-32)	1	2
4			Screw, Phillips Pan Head (#8-32 x 1")	1	2
5			Tie Wrap (17-1/2" L)	1	2
6	G,G1	1127270	Controller, MK5 NX w/ ACC/ MK660 w/ ACC	1	1
7	B	1127301	Kit, Charger Mounting Hardware	1	1
8			Nut, Hex Keps (#4-40)	1	2
9			Screw, Phillips Pan Head Tap (#10-32 x 1/2")	1	3
10			Bracket, Charger Connector, Black	1	1
11			Screw, Phillips Pan Head (#4-40 x 7/16")	1	2
12			Cover, Connector	1	1
13	F	1118923	Charger, Battery with Power Cord 3 Amp, On-Board	1	1
13	F	1118923E-NLA	NLA - WARR RPLMT - Charger, Battery w/ Power Cord 3 Amp, On-Board	1	1
14	H	1139985	Programmer, MK6i Remote	1	1
14	H	1142215	Kit, MK6i Remote Programmer w/ SD Professional Card & Card Holder (1813M6)	1	1
15	C,D	1123249	Charger, Battery, 8 Amp. 115vac (Off Board) Single Mode Round Plug w/ AC Power Line Cord	1	1
15	C,D	1123249E-NLA	NLA - WARR RPLMT - Charger, Battery, 8 Amp, 115VAC (Off Board) Single Mode Round Plug w/ AC Power Line Cord	1	1
16	I	1089627-NLA	NLA - Cord, AC Power, 115VAC, 2 Prong Off-Board (11' 6" L)	1	1
16		1121086	Cord, AC Power, 115VAC, 3 Prong On-Board (6' 6-1/2" L)	1	1
17	E,J	1053161-NLA	NLA - Charger, Battery, 8 Amp, 115vac, Off Board Dual Mode Round Plug, Lester	1	1
18		1121086	Cord, AC Power, 115VAC, 3 Prong On-Board (6' 6-1/2" L)	1	1
19		1139997	Cover, SD Card Slot	1	1

NOTE: A - Includes items 2-5, does not include controller
B - Includes items 8-12
C - Used on Gel Cell or AGM (Absorbed Glass Mat) batteries. For wet cell batteries refer to the Lester 8 amp charger
D - Includes item 16, AC power cord
E - Used on Wet Cell batteries
F - On Board charger is included as a standard feature
G - After 10/8/06 the MK5 NX w/ ACC controller was revised to function as a MK660 w/ ACC or MK5 NX w/ ACC controller. The part # did not change and the label was revised to only show MK660 w/ ACC.
G1 - Revised controller is backward compatible with MK5 Driver Controls manufactured Before 10/9/06. Controllers in the field that show the MK5 NX w/ ACC label and serial # dated Before 10/9/06 will not have revised software to work with MK6i Driver Controls.
H - The MK6i Programmer Manual (1141471) is not included and is strongly recommended the guide be ordered or downloaded from Literature Fulfillment.
I - No longer available as a service part. Please use 1121086 as its replacement.
J - Use Battery Charger part number 1123249 as a replacement.

Controller - Programmer w/ Mtg. Hdwr. - Pronto M71/Pronto M71jr

MK6i electronics are only used on Pronto M71 chairs with Rehab seats. Chairs that have Van seats use MK5 electronics. See Pronto M71 parts catalog for parts information.



Controller - Programmer w/ Mtg. Hdwr. - Pronto M71/Pronto M71jr

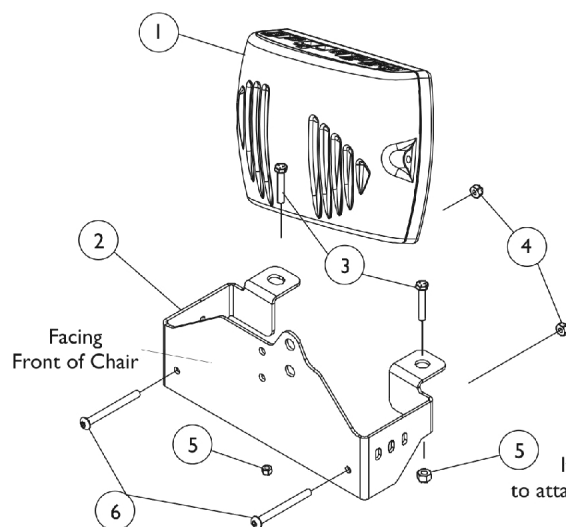
MK6i electronics are only used on Pronto M71 chairs with Rehab seats. Chairs that have Van seats use MK5 electronics. See Pronto M71 parts catalog for parts information.

Item Number	Note	Part Number	Description	Quantity Per	
				Package	Assembly
1		1113439-NLA	NLA - Screw, Phillips Pan Head Tap (#10-32 x 1")	1	2
2		1109471-NLA	NLA - Bumper with Washer	1	2
3	B,B1,E, E1	1127270	Controller, MK5 NX w/ ACC/ MK660 w/ ACC	1	1
3	F	1148361-NLA	NLA - Controller, MK660 w/ ACC	1	1
4	G	1139985	Programmer, MK6i Remote	1	1
4	G	1142215	Kit, MK6i Remote Programmer w/ SD Professional Card & Card Holder (1813M6)	1	1
5	D	1140125-NLA	NLA - Jumper, DCI	1	1
6		1139997	Cover, SD Card Slot	1	1
7	C	1134169-NLA	NLA - Cable, MK6i Charger Jumper	1	1
	A	1095502-NLA	NLA - Package, Tie Wrap (11-1/2" L)	10	1

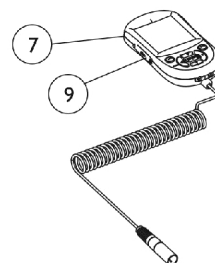
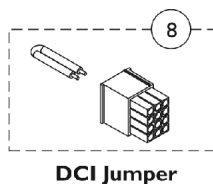
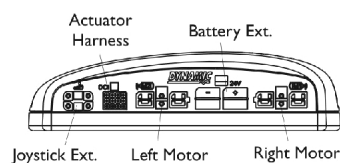
NOTE: A - Not Shown
 B - After 10/8/06 the MK5 NX w/ ACC controller was revised to function as a MK660 w/ ACC or MK5 NX w/ ACC controller. The part # did not change and the label was revised to only show MK660 w/ ACC.
 B1 - Revised controller is backward compatible with MK5 Driver Controls manufactured Before 10/9/06. Controllers in the field that show the MK5 NX w/ ACC label and serial # dated Before 10/9/06 will not have revised software to work with MK6i Driver Controls.
 C - Jumper Cable used on Pronto M71 (ADJASBA) Seating with an ON-Board Battery Charger and Pronto M71jr. (ASBA) models with an ON-Board Battery Charger and NON-Tilt Seating
 D - DCI Jumper is used when an MPJ+ Joystick is used
 E - Part #1148361 controller is no longer required as a replacement for a chair ordered with Manual Tilt Option before 1/19/07. E1 - because the software for part #1127270 was revised 8/31/07 to version 2.61a and now accommodates all Manual Tilt optioned chairs shipped before 1/19/07 as well.
 F - Used for Chairs with Manual Tilt Option only. Discontinued 8/31/07, see part #1127270 as a direct replacement.
 G - The MK6i Programmer Manual (1141471) is not included and is strongly recommended the guide be ordered or downloaded from Literature Fulfillment.

Controller - Programmer w/ Mtg. Hdwr. - Pronto M91/Pronto M94

MK6i electronics are used on Pronto M91 chairs with Rehab seats and all Pronto M94 chairs. Pronto M91 chairs that have Van seats use MK5 electronics. See Pronto M91 parts catalog for parts information.



Controller Connections



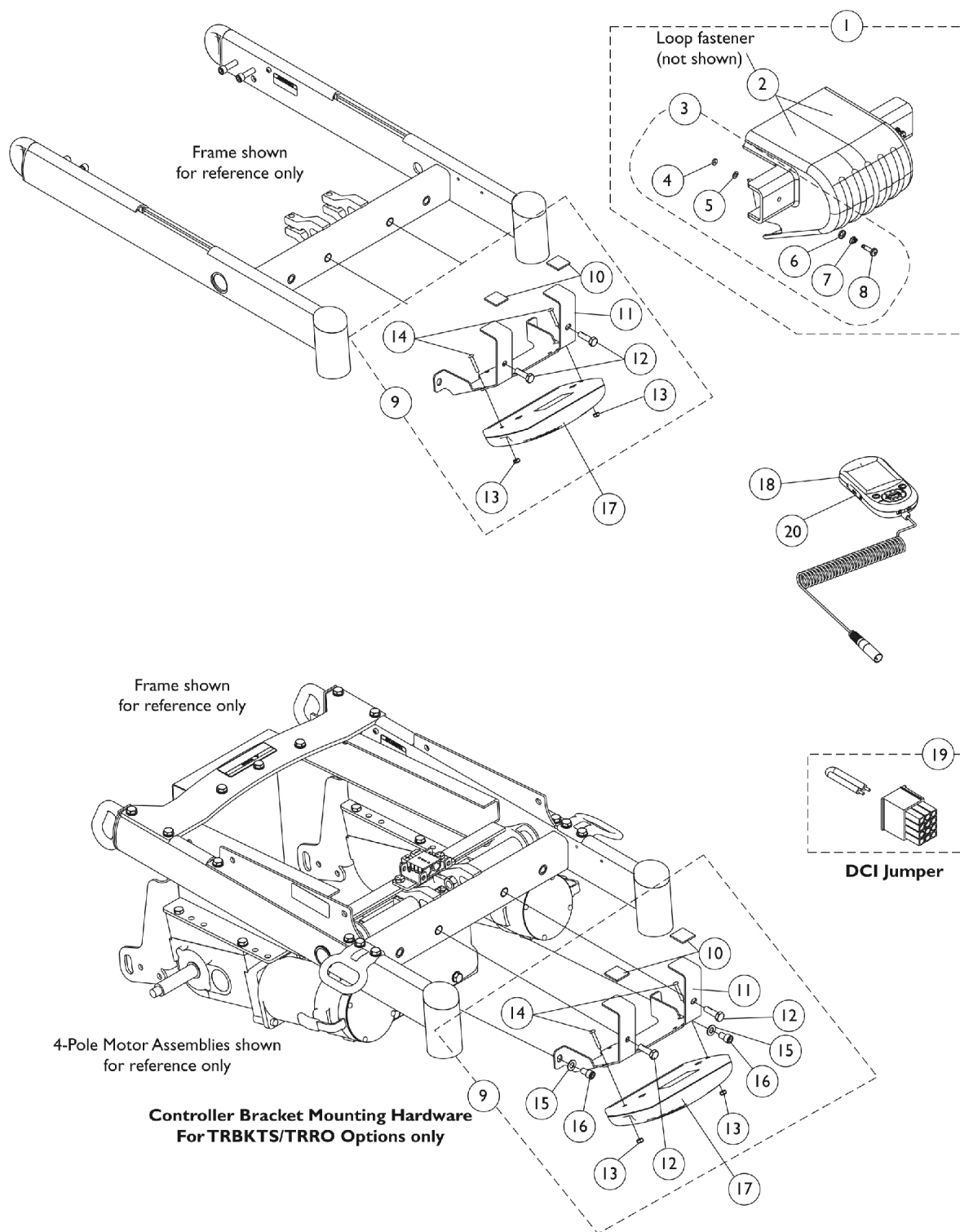
Controller - Programmer w/ Mtg. Hdwr. - Pronto M91/Pronto M94

MK6i electronics are used on Pronto M91 chairs with Rehab seats and all Pronto M94 chairs. Pronto M91 chairs that have Van seats use MK5 electronics. See Pronto M91 parts catalog for parts information.

Item Number	Note	Part Number	Description	Quantity Per	
				Package	Assembly
1		1136897	Controller, MK690	1	1
1	C,C1	1136898	Controller, MK690 w/ ACC	1	1
1	D	1148360-NLA	NLA - Controller, MK690 w/ ACC	1	1
2	F	1110665-NLA	NLA - Bracket, Controller Mounting, Black	1	1
	F,G	1112783-NLA	NLA - Bracket with Hardware, Controller, M91/M94	1	1
			NLA - Screw (#8-32 x 1/2")	1	1
			NLA - Screw, Hex Head (5/16-18 x 3/4")	1	1
			Washer, Steel (5/16 x 3/4 x 1/16")	1	1
			Locknut (5/16-18)	1	1
2			NLA - Bracket, Controller Mounting, Black	1	1
			Tie Wrap (11-1/2" L)	1	1
3		1044939-NLA	NLA - Screw, Hex Head (5/16-18 x 1-3/4")	1	2
4		1056098	Locknut (#8-32)	1	2
5		1026158	Locknut (5/16-18)	1	2
6		1127352	Screw, Phillips Pan Head (#8-32 x 1")	1	2
7	E	1139985	Programmer, MK6i Remote	1	1
7	E	1142215	Kit, MK6i Remote Programmer w/ SD Professional Card & Card Holder (1813M6)	1	1
8	B	1140125-NLA	NLA - Jumper, DCI	1	1
9		1139997	Cover, SD Card Slot	1	1
	A	1095502-NLA	NLA - Package, Tie Wrap (11-1/2" L)	10	1

NOTE: A - Not Shown
 B - DCI Jumper is used when an MPJ+ Joystick is used
 C - Part # 1136898 is used when a PTO Plus Powered Seating System is ordered and all Base Only orders. When a customer request part # 1136898 for a Base Only order that shipped before 1/19/07,
 C1 - part #1148360 is no longer required as a replacement because the software for part #1136898 was revised 9/12/07 to version 2.61a and now accommodates all Base Only orders that shipped before 1/19/07 as well.
 D - Used for all Base Only orders. Discontinued 9/12/07, see part #1136898 as a direct replacement.
 E - The MK6i Programmer Manual (1141471) is not included and is strongly recommended the guide be ordered or downloaded from Literature Fulfillment.
 F - Part #1110665 is no longer available for sale individually. Order kit part #1112783 Controller Bracket w/ Hardware. Kit Hardware inside carton is used for other Controller applications. Order 2 ea. of items 4 and 6 also.
 G - Not Shown

Controller - Programmer - Shroud Cover w/ Mtg. Hdwr. - 3G Storm w/ 4 Pole Motors



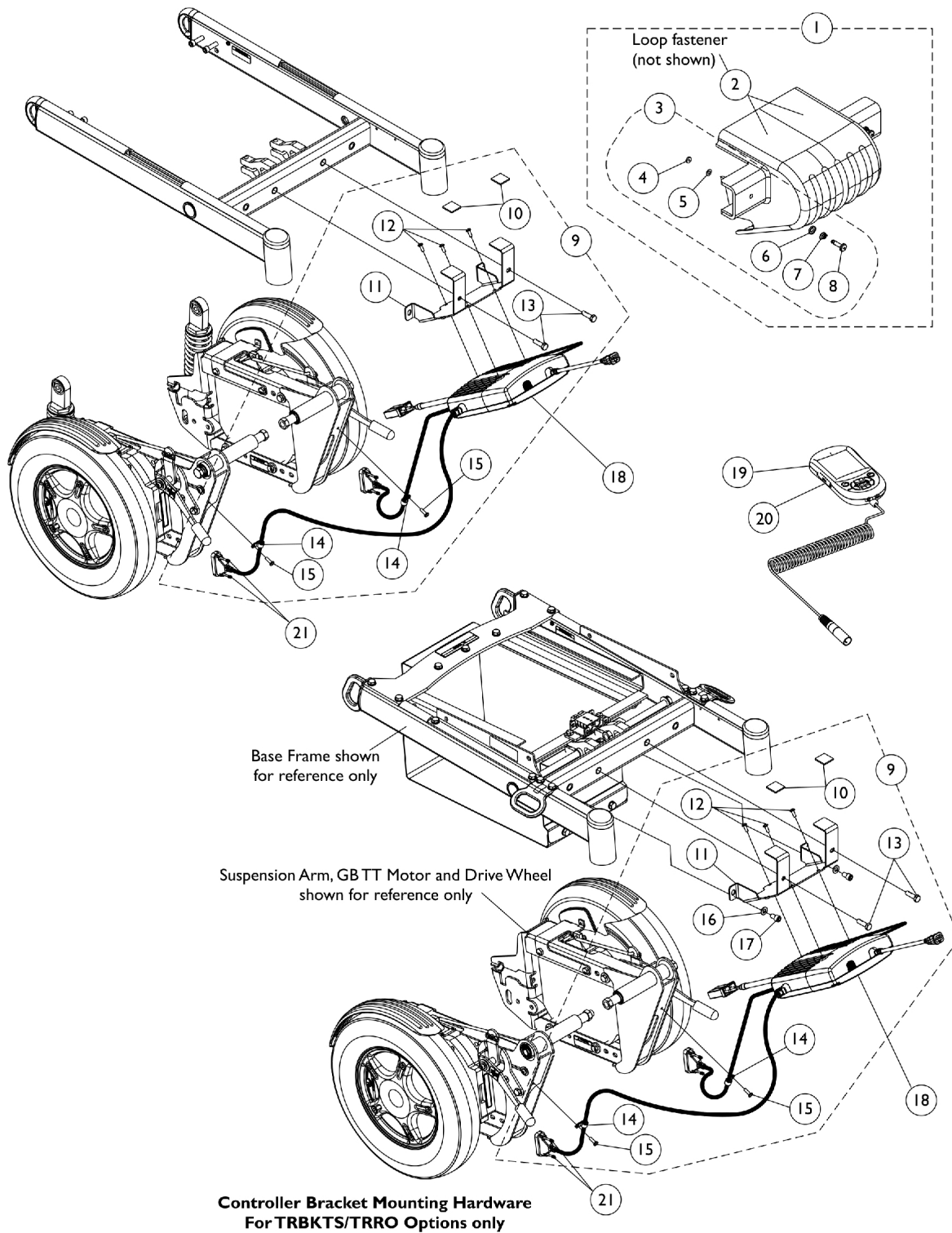
Controller - Programmer - Shroud Cover w/ Mtg. Hdwr. - 3G Storm w/ 4 Pole Motors

Item Number	Note	Part Number	Description	Quantity Per	
				Package	Assembly
1	A	1104839	Kit, Controller Shroud w/ Hardware	1	1
2		1079246-NLA	NLA - Fastener, Loop Adhesive Back (1" W x 3" L)	1	2
3	B	1104706-NLA	NLA - Kit, Controller Shroud Mounting Hardware (Pair)	1	1
4		1110509-NLA	NLA - Retainer, Stud (1/4" Turn)	1	2
5		1070580-NLA	NLA - Washer, Nylon Retainer (1/4 x 1/2 x 1/32")	1	2
6		1070581-NLA	NLA - Washer, Nylon Cupped (9/32 x 19/32 x 3/32")	1	2
7		1093312-NLA	NLA - Spring, Torsion Ejector	1	2
8		1110508-NLA	NLA - Stud, Phillips Recess (1/4" Dia. x 1" Long, 1/4 Turn)	1	2
9	C	1145380	Kit, Controller Bracket Mounting Hardware	1	1
10			NLA - Fastener, Hook with Adhesive Back (1" W x 1" L)	1	2
11			Bracket, Controller Mounting, Black	1	1
12			Screw, Hex Head w/ Patch (5/16-18 x 1")	1	2
13			Locknut (#8-32)	1	2
14			Screw, Phillips Pan Head (#8-32 x 1")	1	2
9	F	1147373	Kit, Controller Bracket Mounting Hardware (For TRBKTS/TRRO Option)	1	1
10			NLA - Fastener, Hook with Adhesive Back (1" W x 1" L)	1	2
11			Bracket, Controller Mounting, Black	1	1
12			Screw, Hex Head w/ Patch (5/16-18 x 1")	1	2
13			Locknut (#8-32)	1	2
14			Screw, Phillips Pan Head (#8-32 x 1")	1	2
15			Washer, Flat (5/16 x 5/8 x 1/16")	1	2
16			NLA - Screw, Socket Head Cap (5/16-18 x 1/2")	1	2
17		1136897	Controller, MK690	1	1
17	G,G1	1136898	Controller, MK690 w/ ACC	1	1
17	H	1148360-NLA	NLA - Controller, MK690 w/ ACC	1	1
18	I	1139985	Programmer, MK6i Remote	1	1
18	I	1142215	Kit, MK6i Remote Programmer w/ SD Professional Card & Card Holder (1813M6)	1	1
19	E	1140125-NLA	NLA - Jumper, DCI	1	1
20		1139997	Cover, SD Card Slot	1	1
	D	1095502-NLA	NLA - Package, Tie Wrap (11-1/2" L)	10	1

Controller - Programmer - Shroud Cover w/ Mtg. Hdw. - 3G Storm w/ 4 Pole Motors

NOTE: A - Includes shroud cover and items 2-3.
B - Includes items 4-8.
C - Includes items 10-14.
D - Not Shown
E - DCI Jumper is used when an MPJ+ Joystick is used
F - Includes items 10-16
G - Part # 1136898 is used for all Base Only orders. When a customer request part # 1136898 for a Base Only order that shipped before 1/19/07,
G1 - part #1148360 is no longer required as a replacement because the software for part #1136898 was revised 9/12/07 to version 2.61a and now accommodates all Base Only orders that shipped before 1/19/07 as well.
H - Used for all Base Only orders. Discontinued 9/12/07, see part #1136898 as a direct replacement.
I - The MK6i Programmer Manual (1141471) is not included and is strongly recommended the guide be ordered or downloaded from Literature Fulfillment.

Controller - Programmer - Shroud Cover w/ Mtg. Hdwr. - 3G Storm w/ GB TT Motors



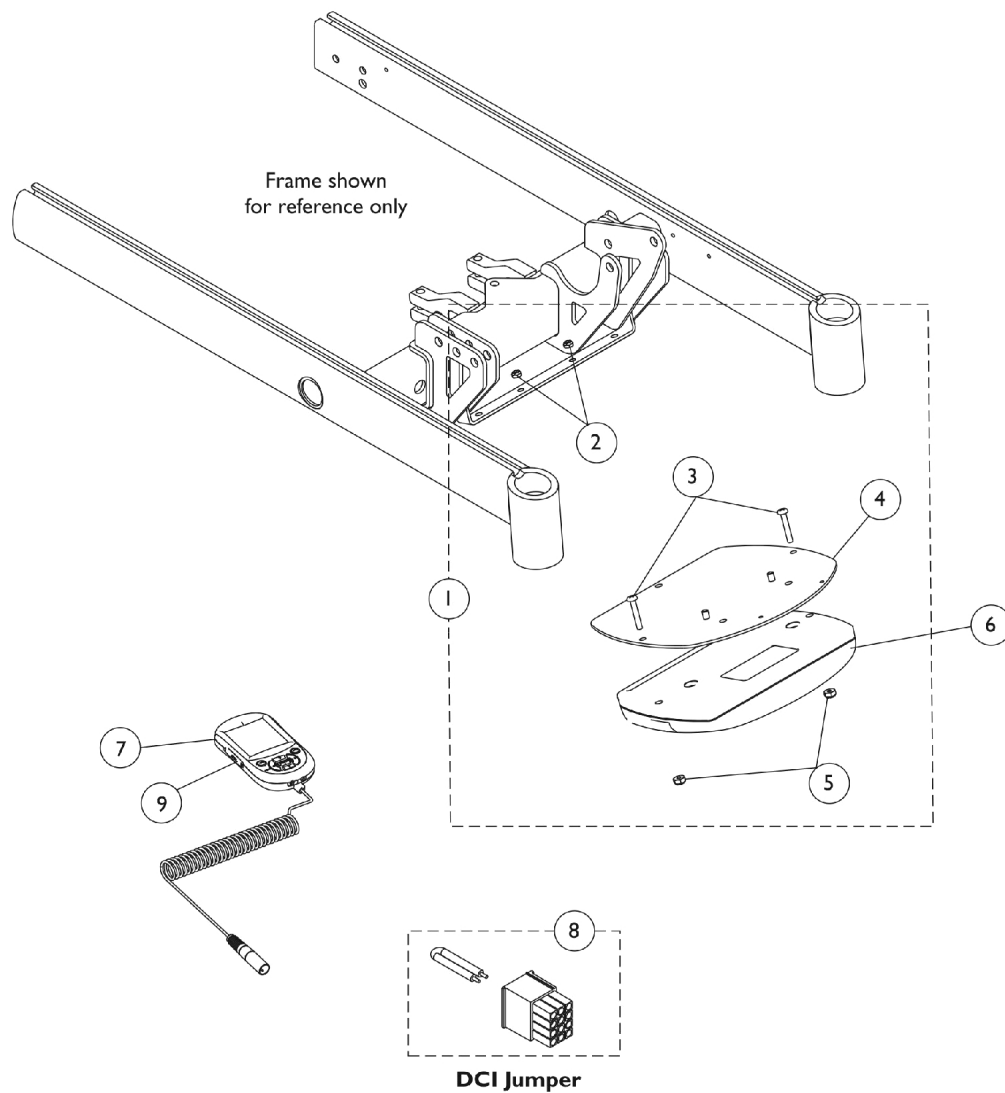
Controller - Programmer - Shroud Cover w/ Mtg. Hdwr. - 3G Storm w/ GB TT Motors

Item Number	Note	Part Number	Description	Quantity Per	
				Package	Assembly
1	A	1104839	Kit, Controller Shroud w/ Hardware	1	1
2		1079246-NLA	NLA - Fastener, Loop Adhesive Back (1" W x 3" L)	1	2
3	B	1104706-NLA	NLA - Kit, Controller Shroud Mounting Hardware (Pair)	1	1
4		1110509-NLA	NLA - Retainer, Stud (1/4" Turn)	1	2
5		1070580-NLA	NLA - Washer, Nylon Retainer (1/4 x 1/2 x 1/32")	1	2
6		1070581-NLA	NLA - Washer, Nylon Cupped (9/32 x 19/32 x 3/32")	1	2
7		1093312-NLA	NLA - Spring, Torsion Ejector	1	2
8		1110508-NLA	NLA - Stud, Phillips Recess (1/4" Dia. x 1" Long, 1/4 Turn)	1	2
9	C	1145386-NLA	NLA - Kit, Controller Bracket Mounting Hardware	1	1
10			NLA - Fastener, Hook with Adhesive Back (1" W x 1" L)	1	2
11			Bracket, Controller Mounting, Black	1	1
12			Screw, Phillips Pan Head w/ Patch (#10-32 x 1/2")	1	3
13			Screw, Hex Head w/ Patch (5/16-18 x 1")	1	2
14			NLA - Clamp, Cable (9/16")	1	2
15			Screw, Phillips Pan Head (#10-32 x 5/8")	1	2
9	C	1142210-NLA	NLA - Kit, Controller Bracket Mounting Hardware (For TRRO/TRBKTS Options)	1	1
10			NLA - Fastener, Hook with Adhesive Back (1" W x 1" L)	1	2
11			Bracket, Controller Mounting, Black	1	1
12			Screw, Phillips Pan Head w/ Patch (#10-32 x 1/2")	1	3
13			Screw, Hex Head w/ Patch (5/16-18 x 1")	1	2
14			NLA - Clamp, Cable (9/16")	1	2
15			Screw, Phillips Pan Head (#10-32 x 5/8")	1	2
16			Washer, Flat (5/16 x 5/8 x 1/16")	1	2
17			NLA - Screw, Socket Head Cap (5/16-18 x 1/2")	1	2
18	F	1134213	Controller w/ Gasket Connectors, MK6i GB TT RWD	1	1
19	H	1139985	Programmer, MK6i Remote	1	1
19	H	1142215	Kit, MK6i Remote Programmer w/ SD Professional Card & Card Holder (1813M6)	1	1
20		1139997	Cover, SD Card Slot	1	1
21		1159217	Package, Thumb Screw (1-1/2" L)	10	1
	E	1095502-NLA	NLA - Package, Tie Wrap (11-1/2" L)	10	1
	E,G,G1	1134214	Kit, GB HD Controller Gasket Connector	1	1

Controller - Programmer - Shroud Cover w/ Mtg. Hdwr. - 3G Storm w/ GB TT Motors

NOTE: A - Includes shroud cover and items 2-3
B - Includes items 4-8
C - Includes items 10-15
E - Not Shown
F - Controller will include Gasket Connectors created 10/26/07 that will be attached to the motor cables. Part number on controller will reference 1140040, always order 1134213 as a service parts replacement
G - Kit was created 10/26/07 and attaches to the controller motor cables. Includes 2 ea. GB HD Controller Gasket Connectors, 2 ea. Silicon Lubricant Packets, 1 ea. Instruction Sheet. Individual components are non-saleable.
G1 - The kit can retrofit to existing GB HD controllers in the field
H - The MK6i Programmer Manual (1141471) is not included and is strongly recommended the guide be ordered or downloaded from Literature Fulfillment.

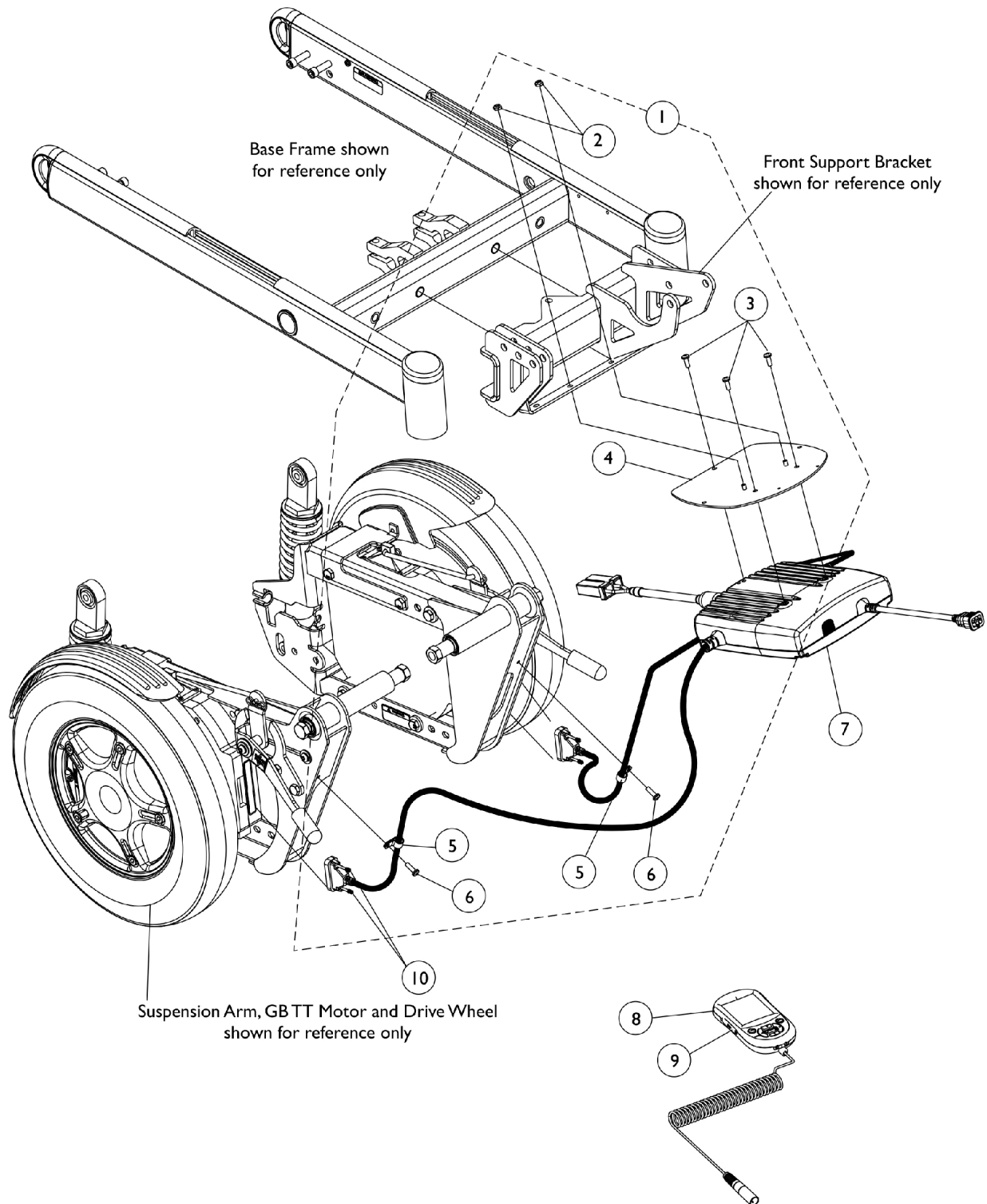
Controller - Programmer w/ Mtg. Hdwr. - 3G Storm w/ 4 Pole Motors & PTO Seating



Controller - Programmer w/ Mtg. Hdwr. - 3G Storm w/ 4 Pole Motors & PTO Seating

Item Number	Note	Part Number	Description	Quantity Per	
				Package	Assembly
1	A	1145384-NLA	NLA - Kit, Controller Bracket with Hardware	1	1
2			Locknut (#10-32)	1	2
3			Screw, Phillips Pan Head (#8-32 x 1")	1	2
4			Bracket, Controller Mounting, Black	1	1
5			Locknut (#8-32)	1	2
6		1136898	Controller, MK690 w/ ACC	1	1
7	D	1139985	Programmer, MK6i Remote	1	1
7	D	1142215	Kit, MK6i Remote Programmer w/ SD Professional Card & Card Holder (1813M6)	1	1
8	C	1140125-NLA	NLA - Jumper, DCI	1	1
9		1139997	Cover, SD Card Slot	1	1
	B	1095502-NLA	NLA - Package, Tie Wrap (11-1/2" L)	10	1
NOTE: A - Includes items 2-5. B - Not Shown C - DCI Jumper is used when an MPJ+ Joystick is used D - The MK6i Programmer Manual (1141471) is not included and is strongly recommended the guide be ordered or downloaded from Literature Fulfillment.					

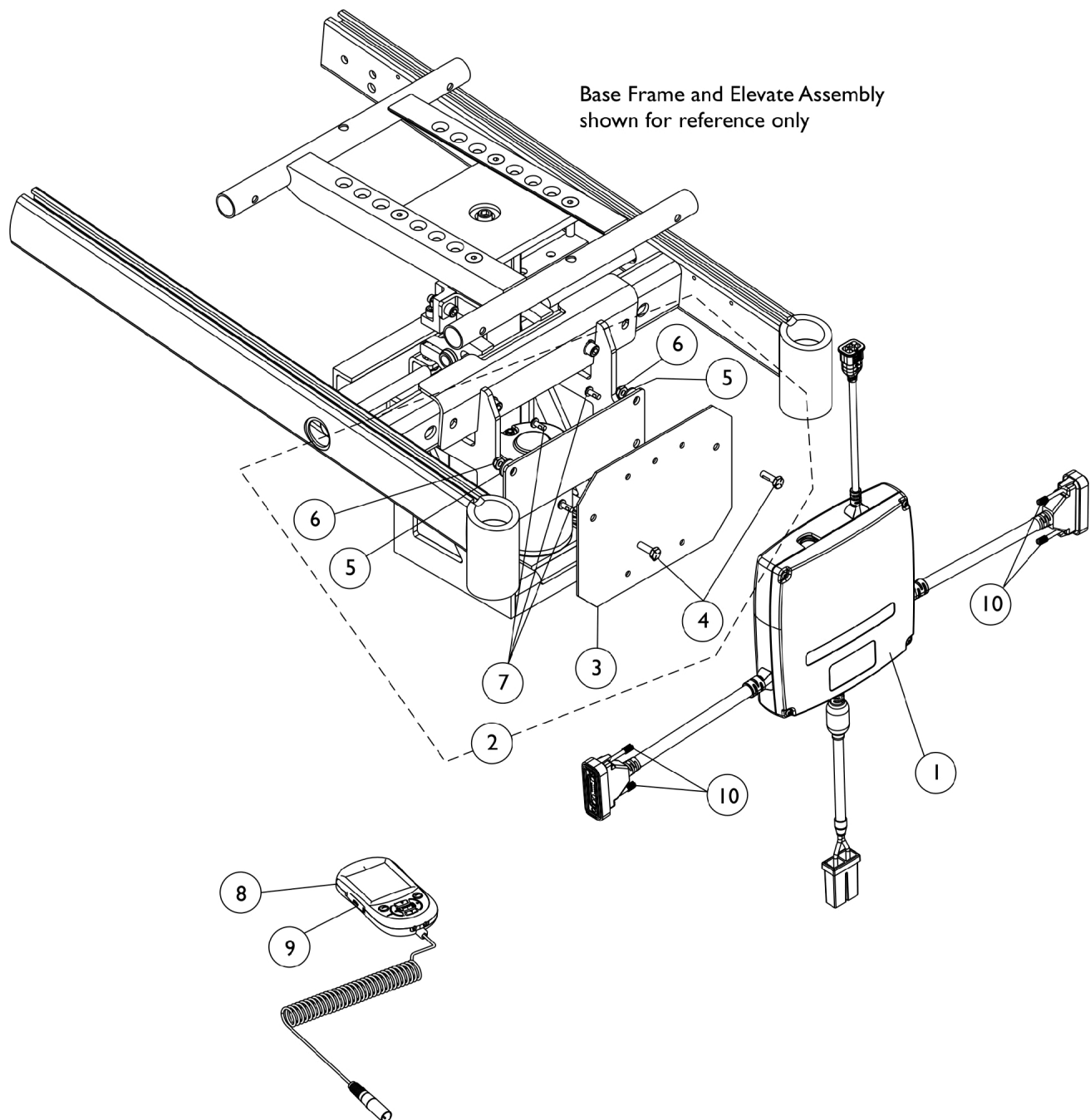
Controller - Programmer w/ Mtg. Hdwr. - 3G Storm w/ GB TT Motors & PTO Seating



Controller - Programmer w/ Mtg. Hdwr. - 3G Storm w/ GB TT Motors & PTO Seating

Item Number	Note	Part Number	Description	Quantity Per	
				Package	Assembly
1	A	1145387	Kit, Controller Bracket Mounting Hardware	1	1
2			Locknut (#10-32)	1	2
3			Screw, Phillips Pan Head w/ Patch (#10-32 x 1/2")	1	3
4			Bracket, Controller Mounting, Black	1	1
5			NLA - Clamp, Cable (9/16")	1	2
6			Screw, Phillips Pan Head (#10-32 x 5/8")	1	2
7	C	1134213	Controller w/ Gasket Connectors, MK6i GB TT RWD	1	1
8	E	1139985	Programmer, MK6i Remote	1	1
8	E	1142215	Kit, MK6i Remote Programmer w/ SD Professional Card & Card Holder (1813M6)	1	1
9		1139997	Cover, SD Card Slot	1	1
10		1159217	Package, Thumb Screw (1-1/2" L)	10	1
	B	1095502-NLA	NLA - Package, Tie Wrap (11-1/2" L)	10	1
	B,D,D1	1134214	Kit, GB HD Controller Gasket Connector	1	1
NOTE: A - Includes items 2-6 B - Not Shown. C - Controller will include Gasket Connectors created 10/26/07 that will be attached to the motor cables. Part number on controller will reference 1140040, always order 1134213 as a service parts replacement D - Kit was created 10/26/07 and attaches to the controller motor cables. Includes 2 ea. GB HD Controller Gasket Connectors, 2 ea. Silicon Lubricant Packets, 1 ea. Instruction Sheet. Individual components are non-saleable. D1 - The kit can retrofit to existing GB HD controllers in the field E - The MK6i Programmer Manual (1141471) is not included and is strongly recommended the guide be ordered or downloaded from Literature Fulfillment.					

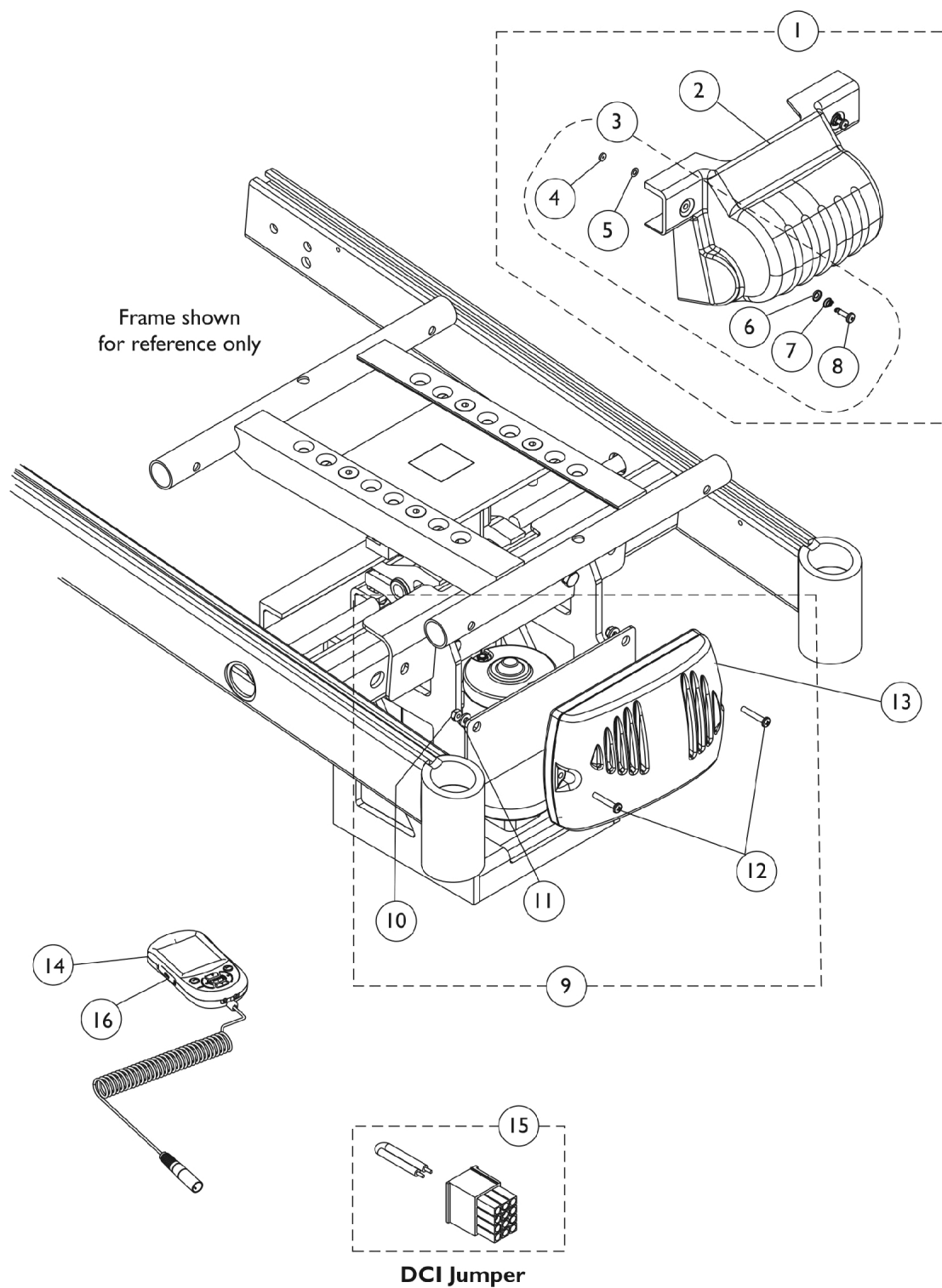
Controller - Programmer w/ Mtg. Hdwr. - 3G Storm w/ GB TT Motors & Formula CG Elevate



Controller - Programmer w/ Mtg. Hdwr. - 3G Storm w/ GB TT Motors & Formula CG Elevate

Item Number	Note	Part Number	Description	Quantity Per	
				Package	Assembly
1	A	1134213	Controller w/ Gasket Connectors, MK6i GB TT RWD	1	1
2	B	1151800-NLA	NLA - Kit, GB HD Controller Mounting Hardware	1	1
3			Plate, GB HD Controller Mounting	1	1
4			Screw, Hex Head w/ Patch (1/4-20 x 3/4")	1	2
5			Washer (1/4 x 23/32 x 1/16")	1	2
6			Locknut (1/4-20)	1	2
7			Screw, Phillips Pan Head w/ Patch (#10-32 x 1/2")	1	3
8	E	1139985	Programmer, MK6i Remote	1	1
8	E	1142215	Kit, MK6i Remote Programmer w/ SD Professional Card & Card Holder (1813M6)	1	1
9		1139997	Cover, SD Card Slot	1	1
10		1159217	Package, Thumb Screw (1-1/2" L)	10	1
	C	1095502-NLA	NLA - Package, Tie Wrap (11-1/2" L)	10	1
	C,D,D1	1134214	Kit, GB HD Controller Gasket Connector	1	1
<p>NOTE: A - Controller will include Gasket Connectors created 10/26/07 that will be attached to the motor cables. Part number on controller will reference 1140040, always order 1134213 as a service parts replacement</p> <p>B - Includes items 3-7</p> <p>C - Not Shown</p> <p>D - Kit was created 10/26/07 and attaches to the controller motor cables. Includes 2 ea. GB HD Controller Gasket Connectors, 2 ea. Silicon Lubricant Packets, 1 ea. Instruction Sheet. Individual components are non-saleable.</p> <p>D1 - The kit can retrofit to existing GB HD controllers in the field</p> <p>E - The MK6i Programmer Manual (1141471) is not included and is strongly recommended the guide be ordered or downloaded from Literature Fulfillment.</p>					

Controller - Programmer - Shroud Cover w/ Mtg. Hdwr. - 3G Storm w/ 4 Pole Motors & Formula CG Elevate

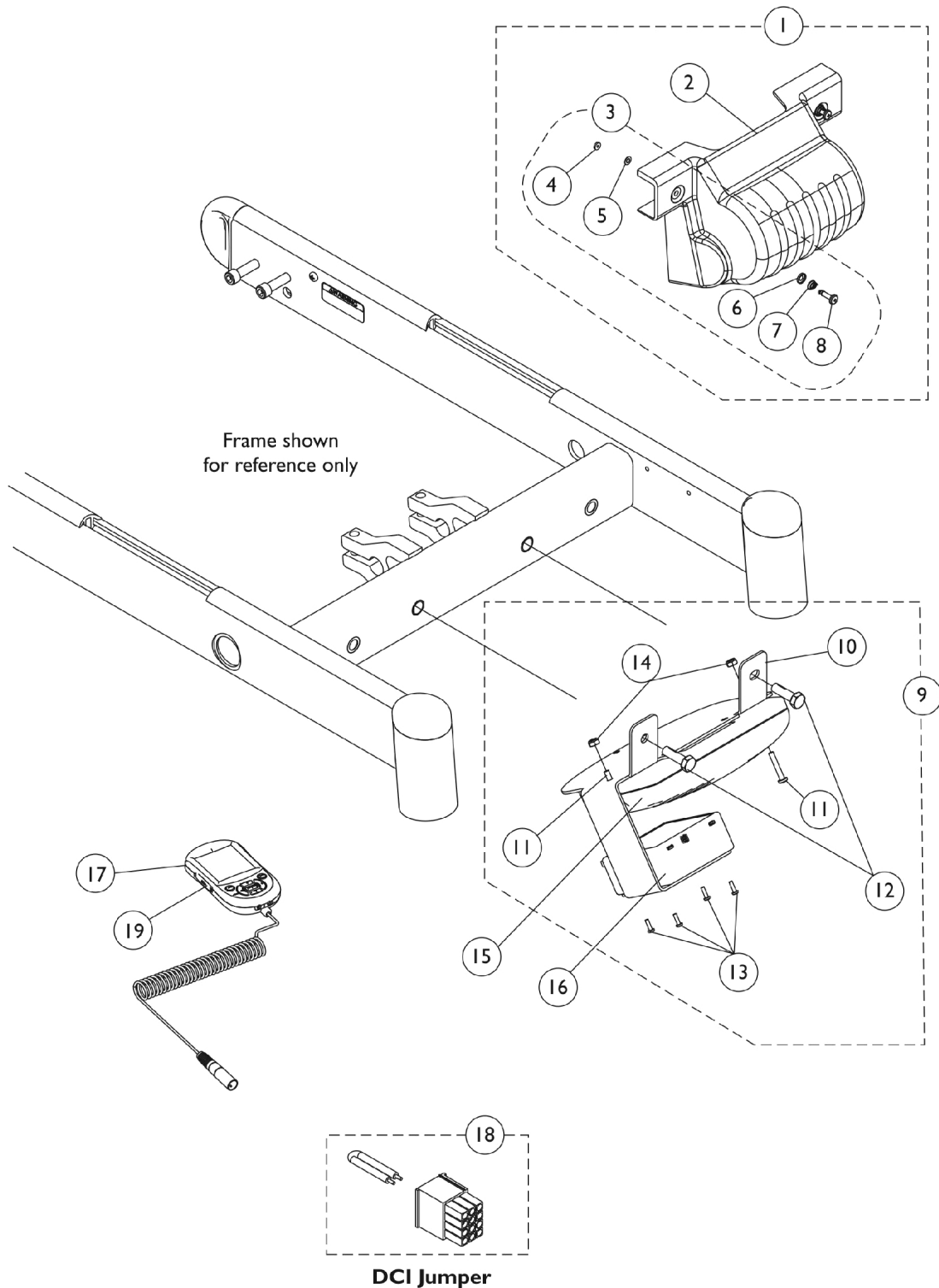


Controller - Programmer - Shroud Cover w/ Mtg. Hdwr. - 3G Storm w/ 4 Pole Motors & Formula CG Elevate

Item Number	Note	Part Number	Description	Quantity Per	
				Package	Assembly
1	A	1144784-NLA	Kit, Controller Shroud with Hardware	1	1
2			Shroud, Controller	1	1
4			NLA - Retainer, Stud (1/4" Turn)	1	2
5			NLA - Washer, Nylon Retainer (1/4 x 1/2 x 1/32")	1	2
6			NLA - Washer, Nylon Cupped (9/32 x 19/32 x 3/32")	1	2
7			NLA - Spring, Torsion Ejector	1	2
8			NLA - Stud, Phillips Recess (1/4" Dia. x 1" Long, 1/4 Turn)	1	2
3	B	1104706-NLA	NLA - Kit, Controller Shroud Mounting Hardware (Pair)	1	1
4			NLA - Retainer, Stud (1/4" Turn)	1	2
5			NLA - Washer, Nylon Retainer (1/4 x 1/2 x 1/32")	1	2
6			NLA - Washer, Nylon Cupped (9/32 x 19/32 x 3/32")	1	2
7			NLA - Spring, Torsion Ejector	1	2
8			NLA - Stud, Phillips Recess (1/4" Dia. x 1" Long, 1/4 Turn)	1	2
9	C	1145570-NLA	NLA - Kit, Controller Mounting Hardware	1	1
10			Locknut (#8-32)	1	2
11			Washer, Steel (3/16 x 7/16 x 1/16")	1	2
12			Screw, Phillips Pan Head (#8-32 x 1")	1	2
13		1136898	Controller, MK690 w/ ACC	1	1
14	F	1139985	Programmer, MK6i Remote	1	1
14	F	1142215	Kit, MK6i Remote Programmer w/ SD Professional Card & Card Holder (1813M6)	1	1
15	E	1140125-NLA	NLA - Jumper, DCI	1	1
16		1139997	Cover, SD Card Slot	1	1
	D	1095502-NLA	NLA - Package, Tie Wrap (11-1/2" L)	10	1
NOTE: A - Includes items 2 and 3. B - Includes items 4-8. C - Includes items 10-12. D - Not Shown E - DCI Jumper is used when an MPJ+ Joystick is used F - The MK6i Programmer Manual (1141471) is not included and is strongly recommended the guide be ordered or downloaded from Literature Fulfillment.					

Controller - Programmer - Shroud Cover - MK6i TRAM w/ Mtg. Hdwr. - 3G Storm w/ 4 Pole Motors and Formula CG

NOTE: After 12/9/07 the TRAM Module was relocated next to the Recline Actuator Conventional Motor for
Tilt/Recline & Recline Only systems



Controller - Programmer - Shroud Cover - MK6i TRAM w/ Mtg. Hdwr. - 3G Storm w/ 4 Pole Motors and Formula CG

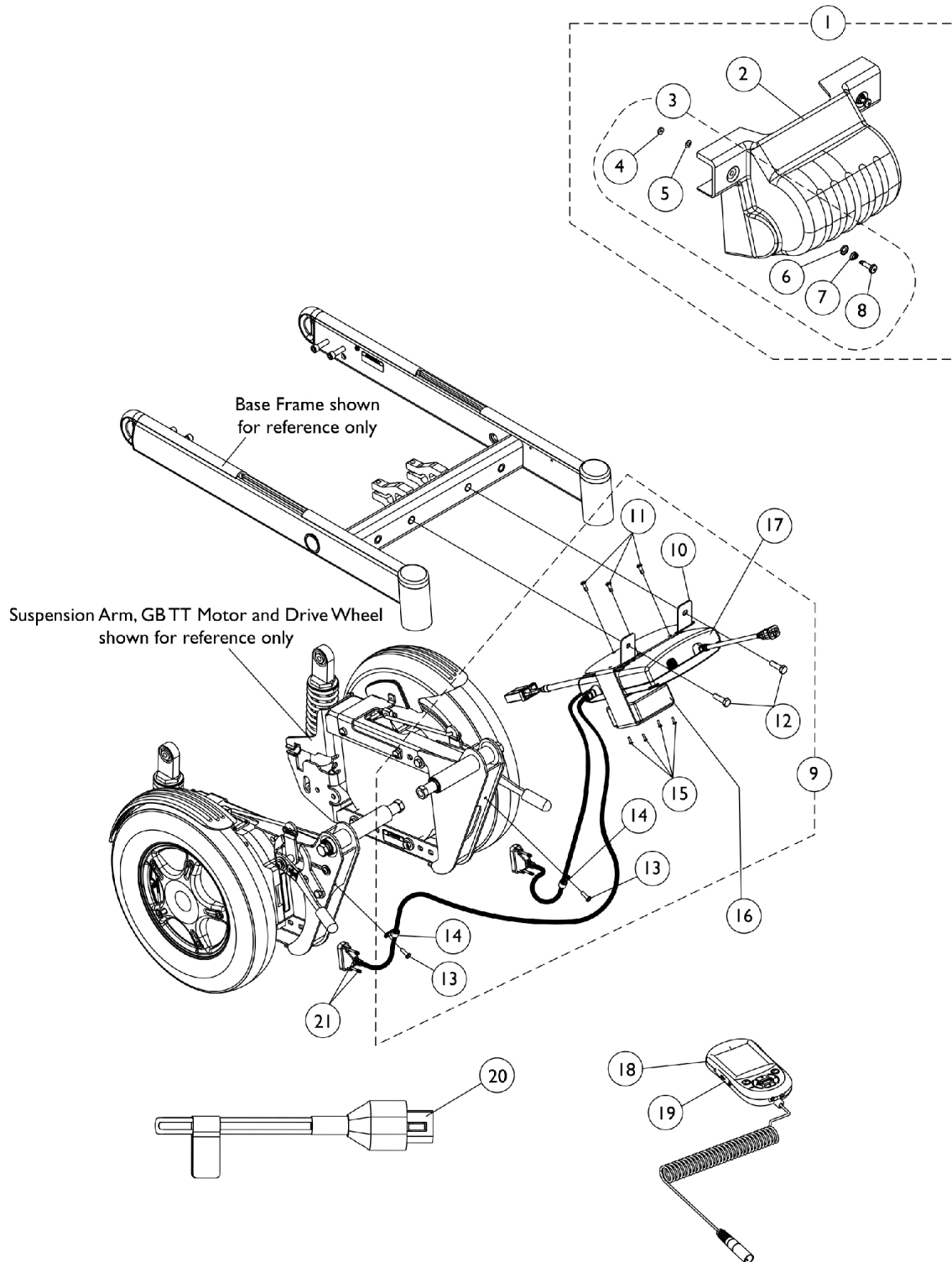
NOTE: After 12/9/07 the TRAM Module was relocated next to the Recline Actuator Conventional Motor for Tilt/Recline & Recline Only systems

Item Number	Note	Part Number	Description	Quantity Per	
				Package	Assembly
1	A	1144784-NLA	Kit, Controller Shroud with Hardware	1	1
2			Shroud, Controller	1	1
4			NLA - Retainer, Stud (1/4" Turn)	1	2
5			NLA - Washer, Nylon Retainer (1/4 x 1/2 x 1/32")	1	2
6			NLA - Washer, Nylon Cupped (9/32 x 19/32 x 3/32")	1	2
7			NLA - Spring, Torsion Ejector	1	2
8			NLA - Stud, Phillips Recess (1/4" Dia. x 1" Long, 1/4 Turn)	1	2
3	B	1104706-NLA	NLA - Kit, Controller Shroud Mounting Hardware (Pair)	1	1
4		1110509-NLA	NLA - Retainer, Stud (1/4" Turn)	1	2
5		1070580-NLA	NLA - Washer, Nylon Retainer (1/4 x 1/2 x 1/32")	1	2
6		1070581-NLA	NLA - Washer, Nylon Cupped (9/32 x 19/32 x 3/32")	1	2
7		1093312-NLA	NLA - Spring, Torsion Ejector	1	2
8		1110508-NLA	NLA - Stud, Phillips Recess (1/4" Dia. x 1" Long, 1/4 Turn)	1	2
9	C	1145381-NLA	NLA - Kit, Controller Bracket with Hardware	1	1
10			Bracket, Controller Mounting, Black	1	1
11			Locknut (#8-32)	1	2
12			Screw, Hex Head w/ Patch (5/16-18 x 1")	1	2
13			Screw, Phillips Pan Head (#4-40 x 3/8")	1	4
14			Locknut (#8-32)	1	2
15		1136898	Controller, MK690 w/ ACC	1	1
16		1140098	Module, Tilt Recline Actuator (TRAM) - MK6i (36" L)	1	1
16		1140098E-NLA	NLA - WARR RPLMT - Module, Tilt Recline Actuator (TRAM) - MK6i	1	1
17	G	1139985	Programmer, MK6i Remote	1	1
17	G	1142215	Kit, MK6i Remote Programmer w/ SD Professional Card & Card Holder (1813M6)	1	1
18	E	1140125-NLA	NLA - Jumper, DCI	1	1
19		1139997	Cover, SD Card Slot	1	1
	D	1095502-NLA	NLA - Package, Tie Wrap (11-1/2" L)	10	1
	F	1101400	Harness, ELRPW Power Legrest - Right	1	1

NOTE: A - Includes items 2 and 3.
B - Includes items 4-8.
C - Includes items 10-14.
D - Not Shown
E - DCI Jumper is used when an MPJ+ Joystick is used
F - Not Shown. ELRPW Power Legrest Harness part #1101400 is used to connect between the TRAM Module and the Tilt Actuator as well
G - The MK6i Programmer Manual (1141471) is not included and is strongly recommended the guide be ordered or downloaded from Literature Fulfillment.

Controller - Programmer - Shroud Cover - MK6i TRAM w/ Mtg. Hdwr. - 3G Storm w/ GB TT Motors and Formula CG

NOTE: After 12/9/07 the TRAM Module was relocated next to the Recline Actuator Conventional Motor for Tilt/Recline & Recline Only systems. Tilt Only Systems with Conventional Tilt Actuator Motors use a GTAM module in place of the TRAM module also.



Controller - Programmer - Shroud Cover - MK6i TRAM w/ Mtg. Hdwr. - 3G Storm w/ GB TT Motors and Formula CG

NOTE: After 12/9/07 the TRAM Module was relocated next to the Recline Actuator Conventional Motor for Tilt/Recline & Recline Only systems. Tilt Only Systems with Conventional Tilt Actuator Motors use a GTAM module in place of the TRAM module also.

Item Number	Note	Part Number	Description	Quantity Per	
				Package	Assembly
1	A	1144784	Kit, Controller Shroud with Hardware	1	1
2			Shroud, Controller	1	1
4			NLA - Retainer, Stud (1/4" Turn)	1	2
5			NLA - Washer, Nylon Retainer (1/4 x 1/2 x 1/32")	1	2
6			NLA - Washer, Nylon Cupped (9/32 x 19/32 x 3/32")	1	2
7			NLA - Spring, Torsion Ejector	1	2
8			NLA - Stud, Phillips Recess (1/4" Dia. x 1" Long, 1/4 Turn)	1	2
3	B	1104706-NLA	NLA - Kit, Controller Shroud Mounting Hardware (Pair)	1	1
4		1110509-NLA	NLA - Retainer, Stud (1/4" Turn)	1	2
5		1070580-NLA	NLA - Washer, Nylon Retainer (1/4 x 1/2 x 1/32")	1	2
6		1070581-NLA	NLA - Washer, Nylon Cupped (9/32 x 19/32 x 3/32")	1	2
7		1093312-NLA	NLA - Spring, Torsion Ejector	1	2
8		1110508-NLA	NLA - Stud, Phillips Recess (1/4" Dia. x 1" Long, 1/4 Turn)	1	2
9	C	1145385-NLA	NLA - Kit, Controller Bracket Mounting Hardware	1	1
10			Bracket, Controller Mounting, Black	1	1
11			Screw, Phillips Pan Head w/ Patch (#10-32 x 1/2")	1	3
12			Screw, Hex Head w/ Patch (5/16-18 x 1")	1	2
13			Screw, Phillips Pan Head (#10-32 x 5/8")	1	2
14			NLA - Clamp, Cable (9/16")	1	2
15			Screw, Phillips Pan Head (#4-40 x 3/8")	1	4
16	D,D1	1140098	Module, Tilt Recline Actuator (TRAM) - MK6i (36" L)	1	1
16	D,D1	1140098E-NLA	NLA - WARR RPLMT - Module, Tilt Recline Actuator (TRAM) - MK6i	1	1
17	F	1134213	Controller w/ Gasket Connectors, MK6i GB TT RWD	1	1
18	I	1139985	Programmer, MK6i Remote	1	1
18	I	1142215	Kit, MK6i Remote Programmer w/ SD Professional Card & Card Holder (1813M6)	1	1
19		1139997	Cover, SD Card Slot	1	1
20	D	1142223-NLA	NLA - Plug Assembly, Max Angle Shorting	1	1
21		1159217	Package, Thumb Screw (1-1/2" L)	10	1
	E	1095502-NLA	NLA - Package, Tie Wrap (11-1/2" L)	10	1
	E,G	1134214	Kit, GB HD Controller Gasket Connector	1	1
	H	1101400	Harness, ELRPW Power Legrest - Right	1	1

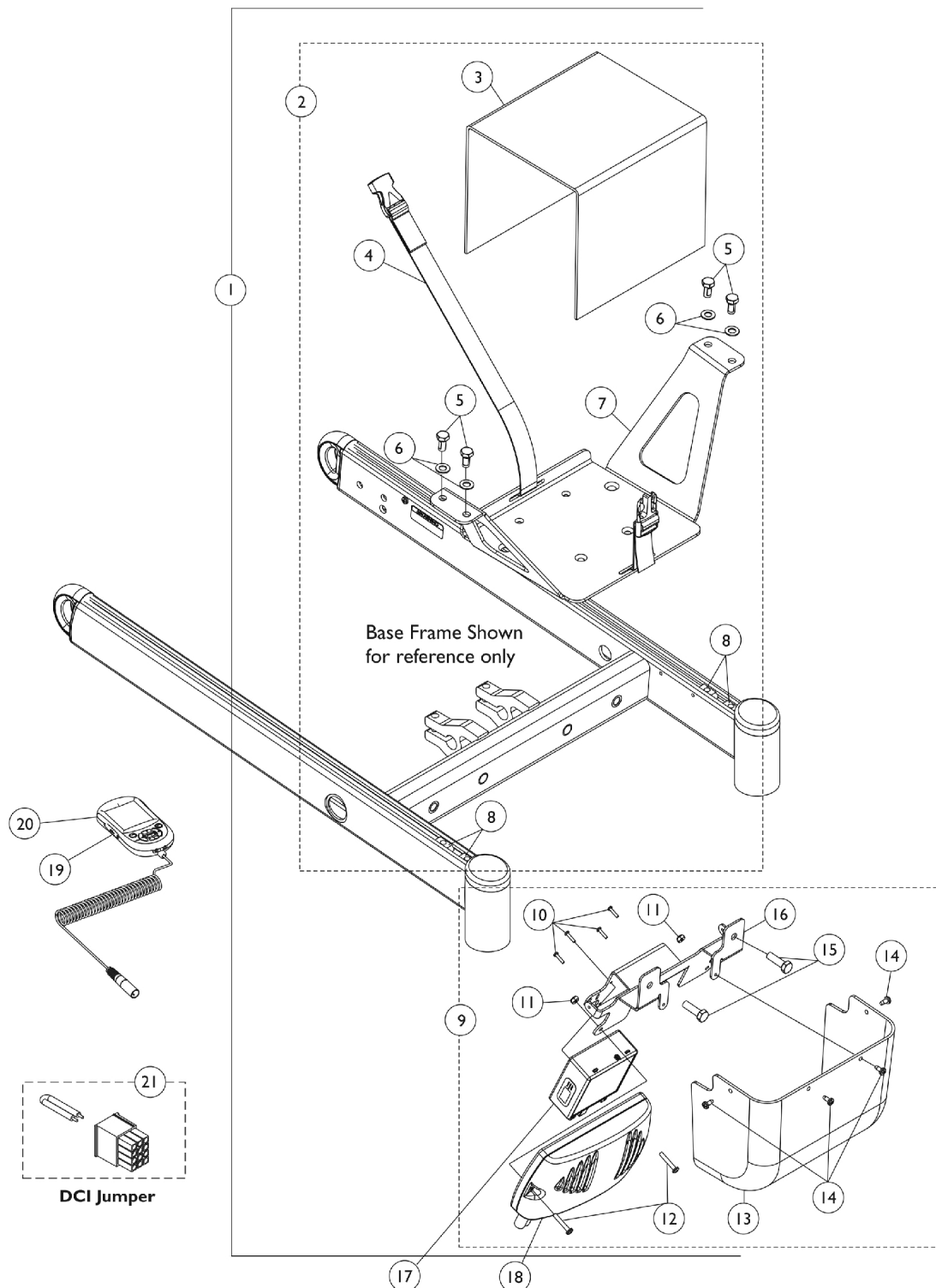
Controller - Programmer - Shroud Cover - MK6i TRAM w/ Mtg. Hdwr. - 3G Storm w/ GB TT Motors and Formula CG

NOTE: After 12/9/07 the TRAM Module was relocated next to the Recline Actuator Conventional Motor for Tilt/Recline & Recline Only systems. Tilt Only Systems with Conventional Tilt Actuator Motors use a GTAM module in place of the TRAM module also.

NOTE:	A - Includes items 2 and 3 B - Includes items 4-8 C - Includes items 10-15 D - Max Angle Shorting Plug Assembly plugs into the Max Angle Connector on the TRAM module to close the circuit. Only the Tilt Sensor Connector is used. This applies to a Conventional Tilt Actuator only. D1 - Max Angle Shorting Plug is not used with the GTAM that replaced the TRAM for (CGT) with GB motors. E - Not Shown F - Controller will include Gasket Connectors created 10/26/07 that will be attached to the motor cables. Part number on controller will reference 1140040, always order 1134213 as a service parts replacement G - Kit was created 10/26/07 and attaches to the controller motor cables. Includes 2 ea. GB HD Controller Gasket Connectors, 2 ea. Silicon Lubricant Packets, 1 ea. Instruction Sheet. Individual components are non-saleable. H - Not Shown. ELRPW Power Legrest Harness part #1101400 is used to connect between the TRAM Module and a Conventional Tilt Actuator as well. I - The MK6i Programmer Manual (1141471) is not included and is strongly recommended the guide be ordered or downloaded from Literature Fulfillment.
-------	---

Controller - Programmer - Shroud Cover - MK6i TRAM w/ Mtg. Hdwr. - 3G Storm w/ 4 Pole Motors & Formula CG w/ Vent

NOTE: After 12/9/07 the TRAM Module was relocated next to the Recline Actuator Conventional Motor for Tilt/Recline & Recline Only systems



Controller - Programmer - Shroud Cover - MK6i TRAM w/ Mtg. Hdwr. - 3G Storm w/ 4 Pole Motors & Formula CG w/ Vent

NOTE: After 12/9/07 the TRAM Module was relocated next to the Recline Actuator Conventional Motor for Tilt/Recline & Recline Only systems

Item Number	Note	Part Number	Description	Quantity Per	
				Package	Assembly
1	A	1146618-NLA	NLA - Kit, Vent Battery Tray, MK690 w/ ACC Controller & MK6i TRAM Mtg Hdwr	1	1
3			Shroud, Vent Battery	1	1
4			NLA - Battery Strap Assembly	1	1
5			Screw, Hex Head w/ Patch (5/16-18 x 5/8")	1	4
6			Washer, Flat (5/16 x 5/8 x 1/16")	1	4
7			Tray, Vent Battery	1	1
8			T-Nut (5/16-18)	1	4
10			Screw, Phillips Pan Head (#4-40 x 1/2")	1	4
11			Locknut (#8-32)	1	2
12			Screw, Phillips Pan Head (#8-32 x 1")	1	2
13			Shroud, Controller Cover (for Vent Option)	1	1
14			Screw, Phillips Pan Head Tap (#8-32 x 3/8")	1	4
15			Screw, Hex Head w/ Patch (5/16-18 x 1")	1	2
16			Bracket, Mounting, Black (For Vent Option)	1	1
2	B	1148656-NLA	NLA - Kit, Vent Battery Tray w/ Hardware	1	1
3			Shroud, Vent Battery	1	1
4			NLA - Battery Strap Assembly	1	1
5			Screw, Hex Head w/ Patch (5/16-18 x 5/8")	1	4
6			Washer, Flat (5/16 x 5/8 x 1/16")	1	4
7			Tray, Vent Battery	1	1
8			T-Nut (5/16-18)	1	4
9	C	1148655-NLA	NLA - Kit, MK690 w/ ACC Controller/TRAM Mounting Bracket, Shroud Cover and Mounting Hardware	1	1
10			Screw, Phillips Pan Head (#4-40 x 1/2")	1	4
11			Locknut (#8-32)	1	2
12			Screw, Phillips Pan Head (#8-32 x 1")	1	2
13			Shroud, Controller Cover (for Vent Option)	1	1
14			Screw, Phillips Pan Head Tap (#8-32 x 3/8")	1	4
15			Screw, Hex Head w/ Patch (5/16-18 x 1")	1	2
16			Bracket, Mounting, Black (For Vent Option)	1	1
17		1140098	Module, Tilt Recline Actuator (TRAM) - MK6i (36" L)	1	1
17		1140098E-NLA	NLA - WARR RPLMT - Module, Tilt Recline Actuator (TRAM) - MK6i	1	1
18		1136898	Controller, MK690 w/ ACC	1	1
19	F	1139985	Programmer, MK6i Remote	1	1
19	F	1142215	Kit, MK6i Remote Programmer w/ SD Professional Card & Card Holder (1813M6)	1	1
20		1139997	Cover, SD Card Slot	1	1

Controller - Programmer - Shroud Cover - MK6i TRAM w/ Mtg. Hdwr. - 3G Storm w/ 4 Pole Motors & Formula CG w/ Vent

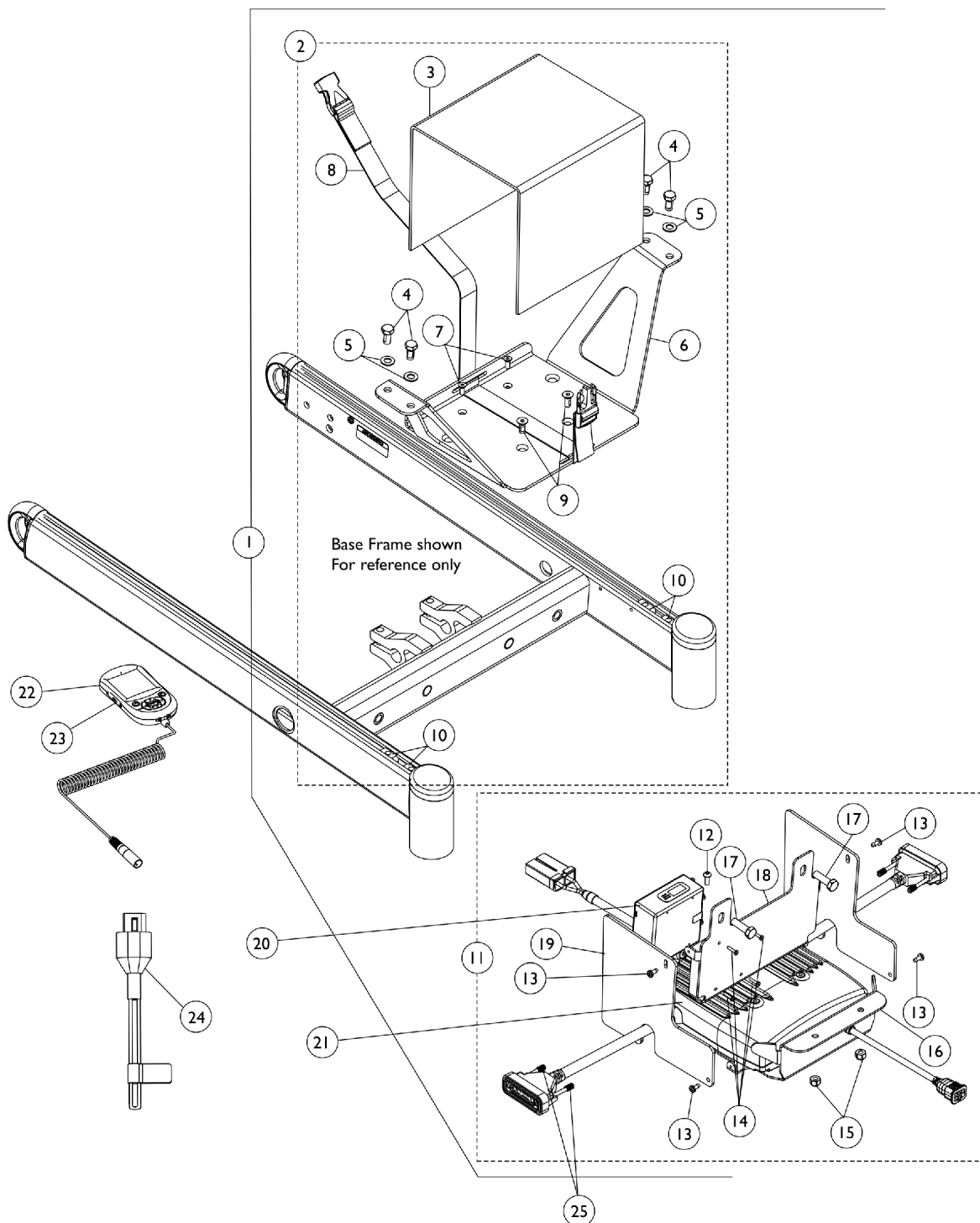
NOTE: After 12/9/07 the TRAM Module was relocated next to the Recline Actuator Conventional Motor for Tilt/Recline & Recline Only systems

Item Number	Note	Part Number	Description	Quantity Per	
				Package	Assembly
21	D	1140125-NLA	NLA - Jumper, DCI	1	1
	E	1101400	Harness, ELRPW Power Legrest - Right	1	1
NOTE: A - Includes items 3-8 and 10-16 B - Includes items 3-8 C - Includes items 10-16 D - A DCI Jumper is used when an MPJ+ Joystick is used E - Not Shown. ELRPW Power Legrest Harness part #1101400 is used to connect between the TRAM Module and the Tilt Actuator as well F - The MK6i Programmer Manual (1141471) is not included and is strongly recommended the guide be ordered or downloaded from Literature Fulfillment.					

Controller - Programmer - Shrouds - MK6i TRAM w/ Mtg. Hdw.

3G Storm w/GB TT Motors and Formula CG w/ Vent

NOTE: After 12/9/07 the TRAM Module was relocated next to the Recline Actuator Conventional Motor for Tilt/Recline & Recline Only systems. Tilt Only Systems with Conventional Tilt Actuator Motors use a GTAM module in place of the TRAM module also.



Controller - Programmer - Shrouds - MK6i TRAM w/ Mtg. Hdwr.

3G Storm w/GB TT Motors and Formula CG w/ Vent

NOTE: After 12/9/07 the TRAM Module was relocated next to the Recline Actuator Conventional Motor for Tilt/Recline & Recline Only systems. Tilt Only Systems with Conventional Tilt Actuator Motors use a GTAM module in place of the TRAM module also.

Item Number	Note	Part Number	Description	Quantity Per			
				Package	Assembly		
1	A	1146625-NLA	NLA - Kit, Vent Battery Tray MK6i GB TT RWD Controller Mounting Hardware	1	1		
3			Shroud, Vent Battery	1	1		
4			Screw, Hex Head w/ Patch (5/16-18 x 5/8")	1	4		
5			Washer, Flat (5/16 x 5/8 x 1/16")	1	4		
6			Tray, Vent Battery	1	1		
7			NLA - Screw, Socket Flat Head (#10-32 x 1/2")	1	2		
8			NLA - Battery Strap Assembly	1	1		
9			Screw, Socket Flat Head w/ Patch (1/4-20 x 5/8")	1	2		
10			T-Nut (5/16-18)	1	4		
12			NLA - Screw, Socket Button Head (#10-32 x 1/2")	1	1		
13			Screw, Phillips Pan Head Tap (#8-32 x 3/8")	1	4		
14			Screw, Phillips Pan Head (#4-40 x 1/2")	1	4		
15			Locknut (1/4-20)	1	2		
16			Bracket, MK6i GB TT RWD Controller Mounting, Black (for Vent Option)	1	1		
17			Screw, Hex Head w/ Patch (5/16-18 x 1")	1	2		
18			Bracket, MK6i GB TT RWD TRAM Mounting, Black (for Vent Option)	1	1		
19			Shroud, MK6i GB TT RWD Controller/TRAM, Black (Vent Options)	1	2		
2			B	1148657-NLA	NLA - Kit, Vent Battery Tray w/ Hardware - MK6i GB TT RWD	1	1
3					Shroud, Vent Battery	1	1
4	Screw, Hex Head w/ Patch (5/16-18 x 5/8")	1			4		
5	Washer, Flat (5/16 x 5/8 x 1/16")	1			4		
6	Tray, Vent Battery	1			1		
7	NLA - Screw, Socket Flat Head (#10-32 x 1/2")	1			2		
8	NLA - Battery Strap Assembly	1			1		
9	Screw, Socket Flat Head w/ Patch (1/4-20 x 5/8")	1			2		
10	T-Nut (5/16-18)	1			4		
11	C	1148658-NLA			NLA - Kit, MK6i GB TT RWD Controller/TRAM Mounting Bracket, Shroud Covers and Mounting Hardware	1	1
12			NLA - Screw, Socket Button Head (#10-32 x 1/2")	1	1		
13			Screw, Phillips Pan Head Tap (#8-32 x 3/8")	1	4		
14			Screw, Phillips Pan Head (#4-40 x 1/2")	1	4		
15			Locknut (1/4-20)	1	2		
16			Bracket, MK6i GB TT RWD Controller Mounting, Black (for Vent Option)	1	1		

Controller - Programmer - Shrouds - MK6i TRAM w/ Mtg. Hdwr.

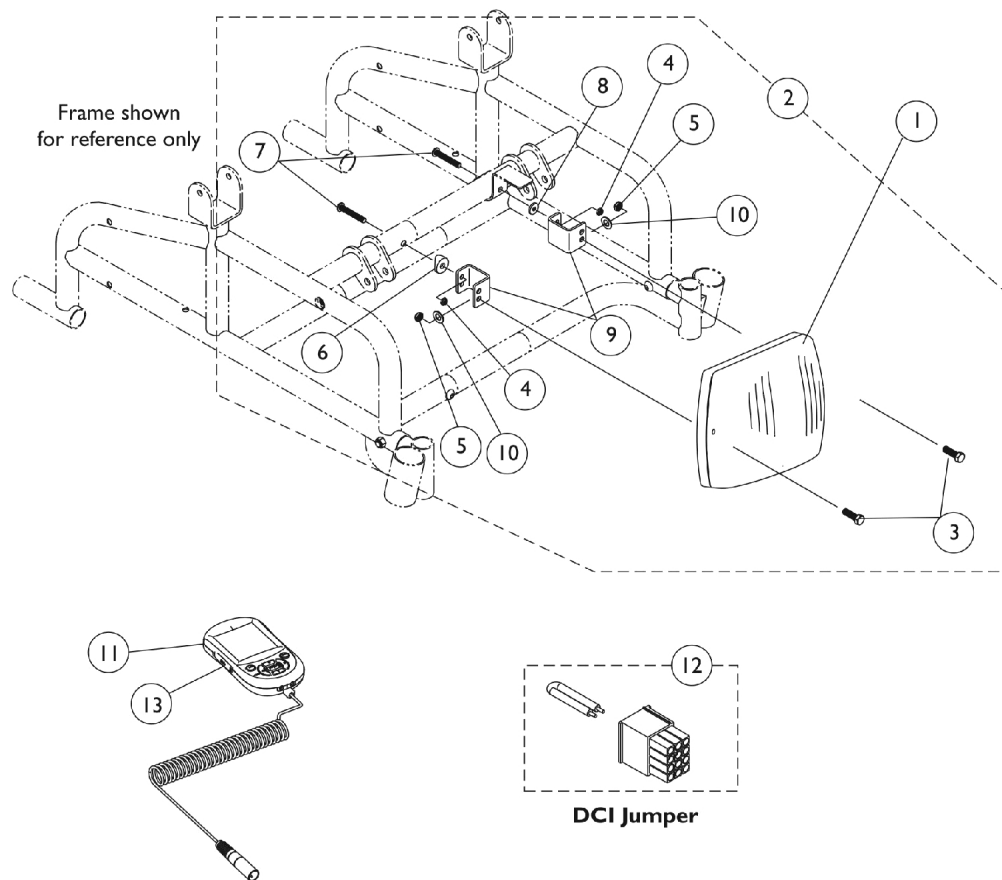
3G Storm w/GB TT Motors and Formula CG w/ Vent

NOTE: After 12/9/07 the TRAM Module was relocated next to the Recline Actuator Conventional Motor for Tilt/Recline & Recline Only systems. Tilt Only Systems with Conventional Tilt Actuator Motors use a GTAM module in place of the TRAM module also.

Item Number	Note	Part Number	Description	Quantity Per	
				Package	Assembly
17			Screw, Hex Head w/ Patch (5/16-18 x 1")	1	2
18			Bracket, MK6i GB TT RWD TRAM Mounting, Black (for Vent Option)	1	1
19			Shroud, MK6i GB TT RWD Controller/TRAM, Black (Vent Options)	1	2
20		1140098	Module, Tilt Recline Actuator (TRAM) - MK6i (36" L)	1	1
20		1140098E-NLA	NLA - WARR RPLMT - Module, Tilt Recline Actuator (TRAM) - MK6i	1	1
21	D	1134213	Controller w/ Gasket Connectors, MK6i GB TT RWD	1	1
22	I	1139985	Programmer, MK6i Remote	1	1
22	I	1142215	Kit, MK6i Remote Programmer w/ SD Professional Card & Card Holder (1813M6)	1	1
23		1139997	Cover, SD Card Slot	1	1
24	H,H1	1142223-NLA	NLA - Plug Assembly, Max Angle Shorting	1	1
25		1159217	Package, Thumb Screw (1-1/2" L)	10	1
	E,E1,F	1134214	Kit, GB HD Controller Gasket Connector	1	1
	G	1101400	Harness, ELRPW Power Legrest - Right	1	1

NOTE: A - Includes items 3-10 and 12-19
 B - Includes items 3-10
 C - Includes items 12-19
 D - Controller will include Gasket Connectors created 10/26/07 that will be attached to the motor cables. Part number on controller will reference 1140040, always order 1134213 as a service parts replacement
 E - Kit was created 10/26/07 and attaches to the controller motor cables. Includes 2 ea. GB HD Controller Gasket Connectors, 2 ea. Silicon Lubricant Packets, 1 ea. Instruction Sheet. Individual components are non-saleable.
 E1 - The kit can retrofit to existing GB HD controllers in the field
 F - Not Shown
 G - Not Shown. ELRPW Power Legrest Harness part #1101400 is used to connect between the TRAM Module and a Conventional Tilt Actuator as well
 H - Max Angle Shorting Plug Assembly plugs into the Max Angle Connector on the TRAM module to close the circuit. Only the Tilt Sensor Connector is used. This applies to a Conventional Tilt Actuator only.
 H1 - Max Angle Shorting Plug is not used with the GTAM that replaced the TRAM for (CGT) with GB motors.
 I - The MK6i Programmer Manual (1141471) is not included and is strongly recommended the guide be ordered or downloaded from Literature Fulfillment.

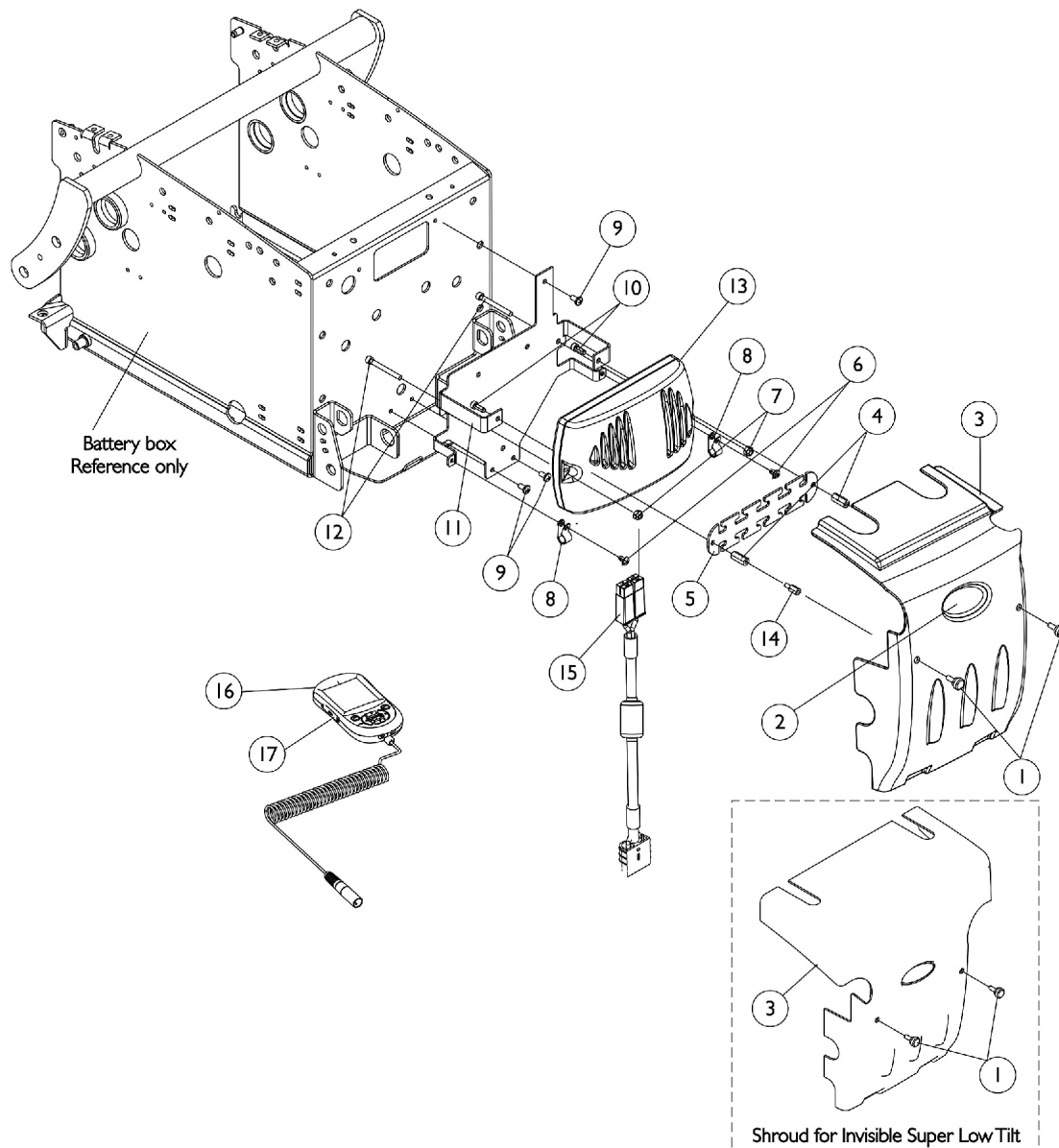
Controller, Programmer, and Mounting Hardware - Power Tiger



Controller, Programmer, and Mounting Hardware - Power Tiger

Item Number	Note	Part Number	Description	Quantity Per	
				Package	Assembly
1	B,B1,D, D1	1127270	Controller, MK5 NX w/ ACC/ MK660 w/ ACC	1	1
1	E	1148361-NLA	NLA - Controller, MK660 w/ ACC	1	1
2	A	1146608-NLA	NLA - Kit, Controller Mounting Hardware	1	1
3			Screw, Phillips Pan Head (#8-32 x 1")	1	2
4			Locknut (1/4-20)	1	2
5			Locknut (#8-32)	1	2
6			NLA - Spacer, Coved (1/4 x 7/8 x 7/16")	1	1
7			Screw, Socket Button Head (1/4-20 x 1-1/2")	1	2
8			Washer (1/4 x 5/8 x 3/32")	1	1
9			NLA - Bracket, Controller Mounting, Black	1	2
10			Washer, Flat (3/16 x 5/8 x 1/16")	1	2
11	F	1139985	Programmer, MK6i Remote	1	1
11	F	1142215	Kit, MK6i Remote Programmer w/ SD Professional Card & Card Holder (1813M6)	1	1
12	C	1140125-NLA	NLA - Jumper, DCI	1	1
13		1139997	Cover, SD Card Slot	1	1
<p>NOTE: A - Includes items 3-10</p> <p>B - After 10/8/06 the MK5 NX w/ ACC controller was revised to function as a MK660 w/ ACC or MK5 NX w/ ACC controller. The part # did not change and the label was revised to only show MK660 w/ ACC.</p> <p>B1 - Revised controller is backward compatible with MK5 Driver Controls manufactured Before 10/9/06. Controllers in the field that show the MK5 NX w/ ACC label and serial # dated Before 10/9/06 will not have revised software to work with MK6i Driver Controls.</p> <p>C - DCI Jumper is used when an MPJ+ Joystick is used</p> <p>D - Part #1148361 controller is no longer required as a replacement for a chair ordered with Manual Tilt Option before 1/19/07.</p> <p>D1 - because the software for part #1127270 was revised 8/31/07 to version 2.61a and now accommodates all Manual Tilt optioned chairs shipped before 1/19/07 as well.</p> <p>E - Used for Chairs with Manual Tilt Option only. Discontinued 8/31/07, see part #1127270 as a direct replacement.</p> <p>F - The MK6i Programmer Manual (1141471) is not included and is strongly recommended the guide be ordered or downloaded from Literature Fulfillment.</p>					

Controller, Programmer, Shroud Cover & Mounting Hardware - TDX 3, 3 SE, 4 & 5

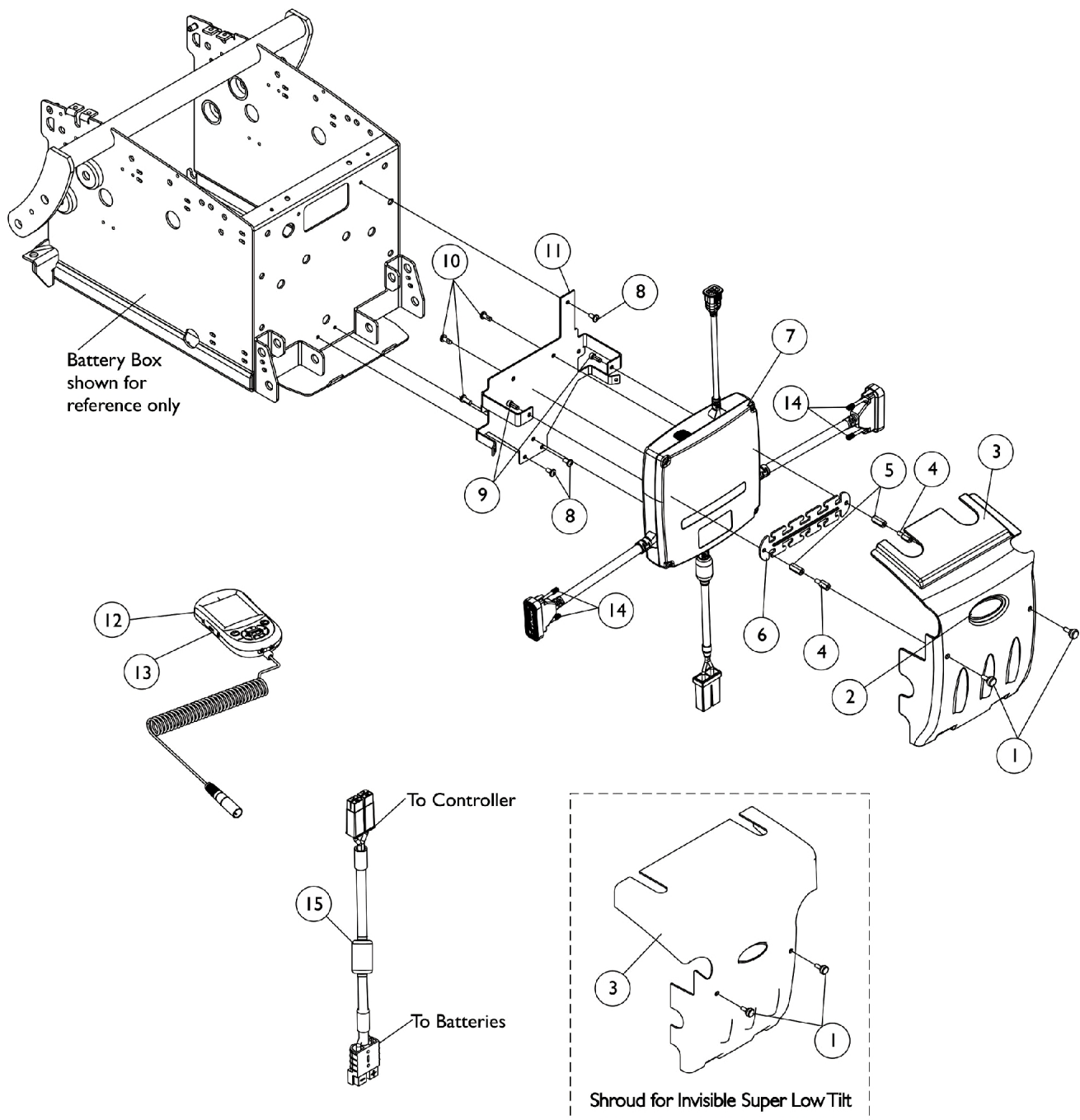


Controller, Programmer, Shroud Cover & Mounting Hardware - TDX 3, 3 SE, 4 & 5

Item Number	Note	Part Number	Description	Quantity Per	
				Package	Assembly
1		1117240	Screw, Thumb (#10-32 x 1/2")	1	2
2		1095489	Decal, Invacare 3-D Logo (2-1/2" L)	1	1
3		1113214-NLA	NLA - Cover with Decal, Controller Shroud	1	1
3	A	1120240-NLA	NLA - Cover with Decal, Controller Shroud	1	1
4		1113342-NLA	NLA - Stand-Off (#10-32 x 3/4")	1	2
5		1117194-NLA	NLA - Strip, Wiring	1	1
6		90017X000-NLA	NLA - Screw, Phillips Pan Head (#10-32 x 5/16")	1	2
7		1056098	Locknut (#8-32)	1	2
8		1079245-NLA	NLA - Clamp, Cable	1	2
9		1022597	Screw, Phillips Pan Head Tap (#10-32 x 3/8")	1	3
10		1113438-NLA	NLA - 3Screw, Socket Head (#10-32 x 1/2")	1	2
11		1115829-NLA	NLA - Bracket, TDX Controller, Black	1	1
12		1127352	Screw, Phillips Pan Head (#8-32 x 1")	1	2
13	C	1136897	Controller, MK690	1	1
13	D,D1,D2	1136898	Controller, MK690 w/ ACC	1	1
13	E	1148360-NLA	NLA - Controller, MK690 w/ ACC	1	1
14	B	1120258-NLA	NLA - Stand-Off (10-32 x 1/2")	1	2
15		60102824	Kit, Cable, Battery Extension	1	1
16	F	1139985	Programmer, MK6i Remote	1	1
16	F	1142215	Kit, MK6i Remote Programmer w/ SD Professional Card & Card Holder (1813M6)	1	1
17		1139997	Cover, SD Card Slot	1	1

NOTE: A - Used on Super Low Tilt system
B - Item 14 is increased to a quantity of 4 when an Invisible Super Low Tilt is present
C - MK690 Controller used for All Non-Powered Seating except for the Formula TRE Powered Seating Systems. Used for Manual Recline Backs also.
D - MK690 w/ ACC used for Formula CG , Formula Invisible Super Low Tilt and Formula PTO Plus Powered Seating Systems.
D1 - part #1148360 is no longer required as a replacement for Base Only orders that shipped before 1/19/07,
D2 - because the software for part #1136898 was revised 9/12/07 to version 2.61a and now accommodates all Base Only orders that shipped before 1/19/07 as well.
E - Used for all Base Only orders. Discontinued 9/12/07, see part #1136898 as a direct replacement.
F - The MK6i Programmer Manual (1141471) is not included and is strongly recommended the guide be ordered or downloaded from Literature Fulfillment.

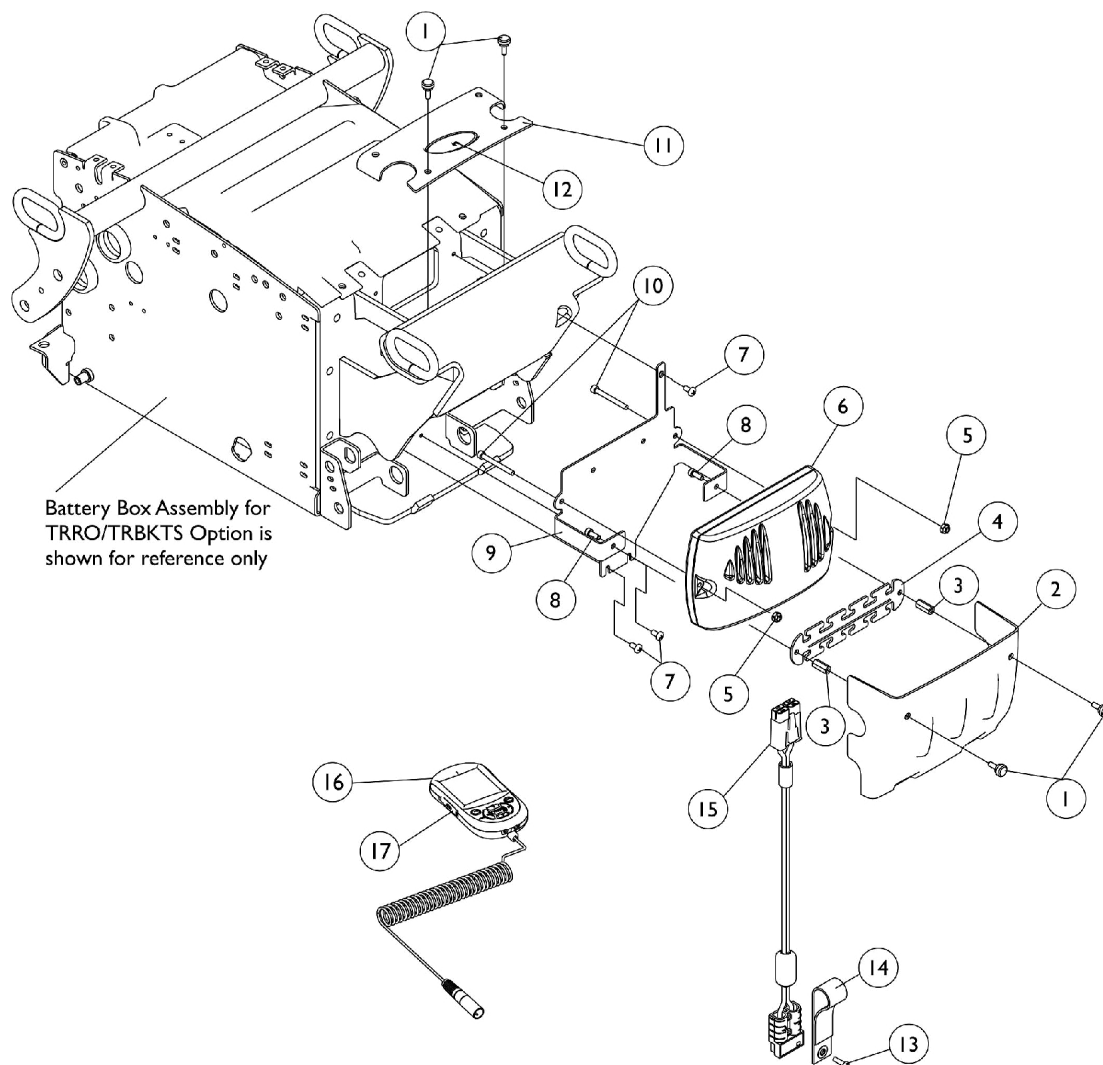
Controller, Programmer, Shroud Cover & Mounting Hardware - TDX 3, 3 SE, 4, & 5 w/ GB TT Motors



Controller, Programmer, Shroud Cover & Mounting Hardware - TDX 3, 3 SE, 4, & 5 w/ GB TT Motors

Item Number	Note	Part Number	Description	Quantity Per	
				Package	Assembly
1		1117240	Screw, Thumb (#10-32 x 1/2")	1	2
2		1095489	Decal, Invacare 3-D Logo (2-1/2" L)	1	1
3		1113214-NLA	NLA - Cover with Decal, Controller Shroud	1	1
3	A	1120240-NLA	NLA - Cover with Decal, Controller Shroud	1	1
4		1120258-NLA	NLA - Stand-Off (10-32 x 1/2")	1	2
5		1113342-NLA	NLA - Stand-Off (#10-32 x 3/4")	1	2
6		1117194-NLA	NLA - Strip, Wiring	1	1
7	C	1134212	Controller w/ Gasket Connectors, MK6i GB TT CWD	1	1
8		1022597	Screw, Phillips Pan Head Tap (#10-32 x 3/8")	1	3
9		1113438-NLA	NLA - 3Screw, Socket Head (#10-32 x 1/2")	1	2
10		1104259	Screw, Phillips Pan Head w/ Patch (#10-32 x 1/2")	1	3
11		1115829-NLA	NLA - Bracket, TDX Controller, Black	1	1
12	E	1139985	Programmer, MK6i Remote	1	1
12	E	1142215	Kit, MK6i Remote Programmer w/ SD Professional Card & Card Holder (1813M6)	1	1
13		1139997	Cover, SD Card Slot	1	1
14		1159217	Package, Thumb Screw (1-1/2" L)	10	1
	B	1095502-NLA	NLA - Package, Tie Wrap (11-1/2" L)	10	1
	B,D,D1	1134214	Kit, GB HD Controller Gasket Connector	1	1
15		60102824	Kit, Cable, Battery Extension	1	1
NOTE: A - Used on Formula Super Low Tilt systems B - Not Shown C - Controller will include Gasket Connectors created 10/26/07 that will be attached to the motor cables. Part number on controller will reference 1136899, always order 1134212 as a service parts replacement D - Kit was created 10/26/07 and attaches to the controller motor cables. Includes 2 ea. GB HD Controller Gasket Connectors, 2 ea. Silicon Lubricant Packets, 1 ea. Instruction Sheet. Individual components are non-saleable. D1 - The kit can retrofit to existing GB HD controllers in the field E - The MK6i Programmer Manual (1141471) is not included and is strongly recommended the guide be ordered or downloaded from Literature Fulfillment.					

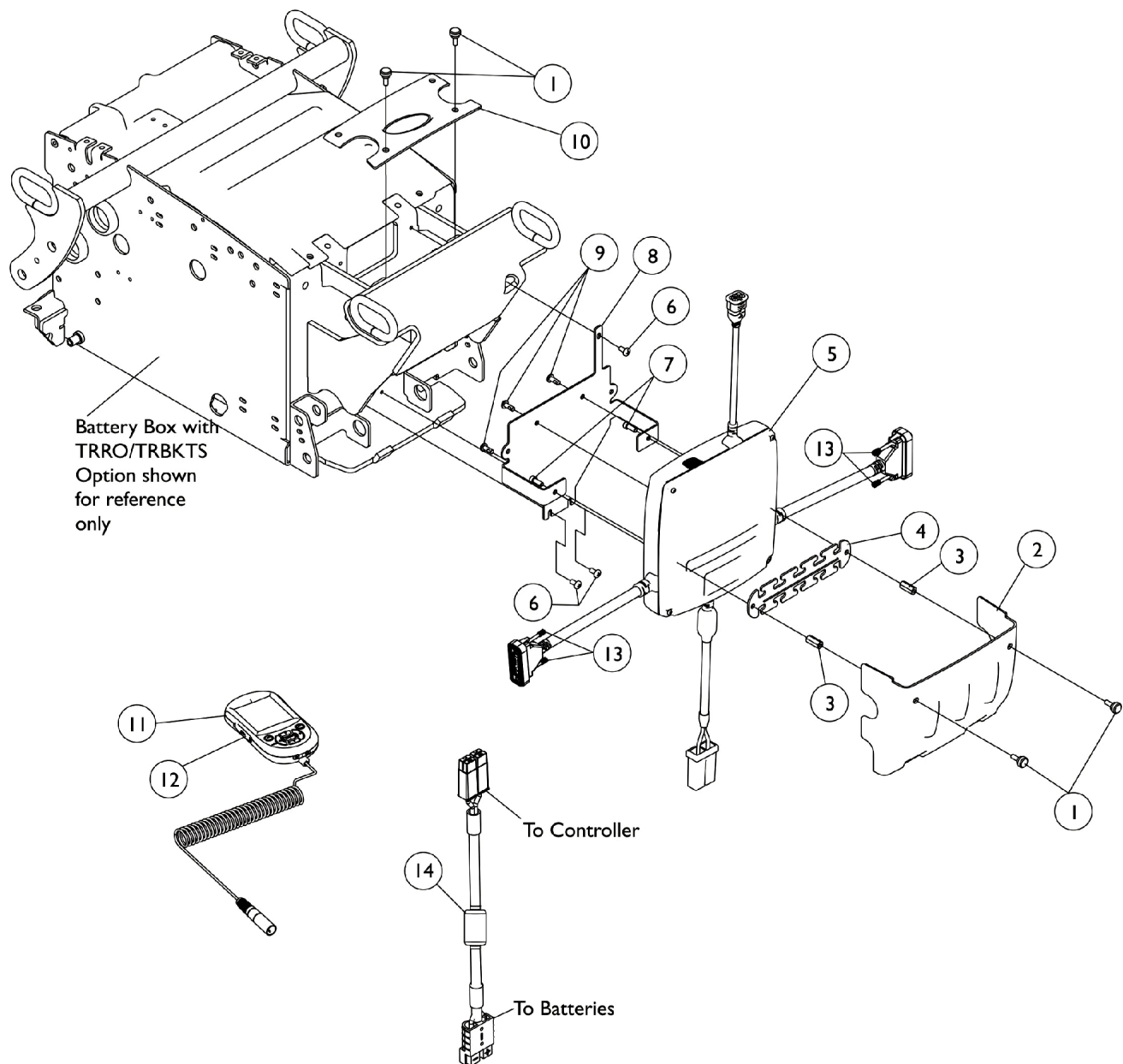
Controller, Programmer, Shroud Cover & Mounting Hardware - TDX 3, 3 SE, 4 & 5 with TRRO/TRBKTS Option



Controller, Programmer, Shroud Cover & Mounting Hardware - TDX 3, 3 SE, 4 & 5 with TRRO/TRBKTS Option

Item Number	Note	Part Number	Description	Quantity Per	
				Package	Assembly
1		1117240	Screw, Thumb (#10-32 x 1/2")	1	4
2		1137243-NLA	NLA - Cover, Controller Rear Shroud TRRO/TRBKTS	1	1
3		1113342-NLA	NLA - Stand-Off (#10-32 x 3/4")	1	2
4		1117194-NLA	NLA - Strip, Wiring	1	1
5		1056098	Locknut (#8-32)	1	2
6	A	1136897	Controller, MK690	1	1
6	B,B1	1136898	Controller, MK690 w/ ACC	1	1
6	C	1148360-NLA	NLA - Controller, MK690 w/ ACC	1	1
7		1022597	Screw, Phillips Pan Head Tap (#10-32 x 3/8")	1	3
8		1113438-NLA	NLA - 3Screw, Socket Head (#10-32 x 1/2")	1	2
9		1133754-NLA	NLA - Bracket, Controller Mounting, Black	1	1
10		1127352	Screw, Phillips Pan Head (#8-32 x 1")	1	2
11		1139532-NLA	NLA - Cover, Controller Top Shroud	1	1
12		1095489	Decal, Invacare 3-D Logo (2-1/2" L)	1	1
13		1114276	Screw, Phillips Pan Head (#8-16 x 5/8")	1	1
14		1113331-NLA	NLA - Strap, Battery Plug Pull	1	1
15		60102824	Kit, Cable, Battery Extension	1	1
16	D	1139985	Programmer, MK6i Remote	1	1
16	D	1142215	Kit, MK6i Remote Programmer w/ SD Professional Card & Card Holder (1813M6)	1	1
17		1139997	Cover, SD Card Slot	1	1
<p>NOTE: A - MK690 Controller used for All Non-Powered Seating except for the Formula TRE Powered Seating Systems. B - MK690 w/ ACC used for Formula CG , Formula Invisible Super Low Tilt and Formula PTO Plus Powered Seating Systems. B1 - part #1148360 is no longer required as a replacement for Base Only orders shipped before 1/19/06 because the software for part #1136898 was revised 9/12/07 to version 2.61a and now accommodates all Base Only orders that shipped before 1/19/07 as well. C - Used for all Base Only orders. Discontinued 9/12/07, see part #1136898 as a direct replacement. D - The MK6i Programmer Manual (1141471) is not included and is strongly recommended the guide be ordered or downloaded from Literature Fulfillment.</p>					

Controller, Programmer, Shroud Cover & Mounting Hardware - TDX 3, 3 SE, 4, & 5 w/ GB TT Motors & TRRO/TRBKTS Option

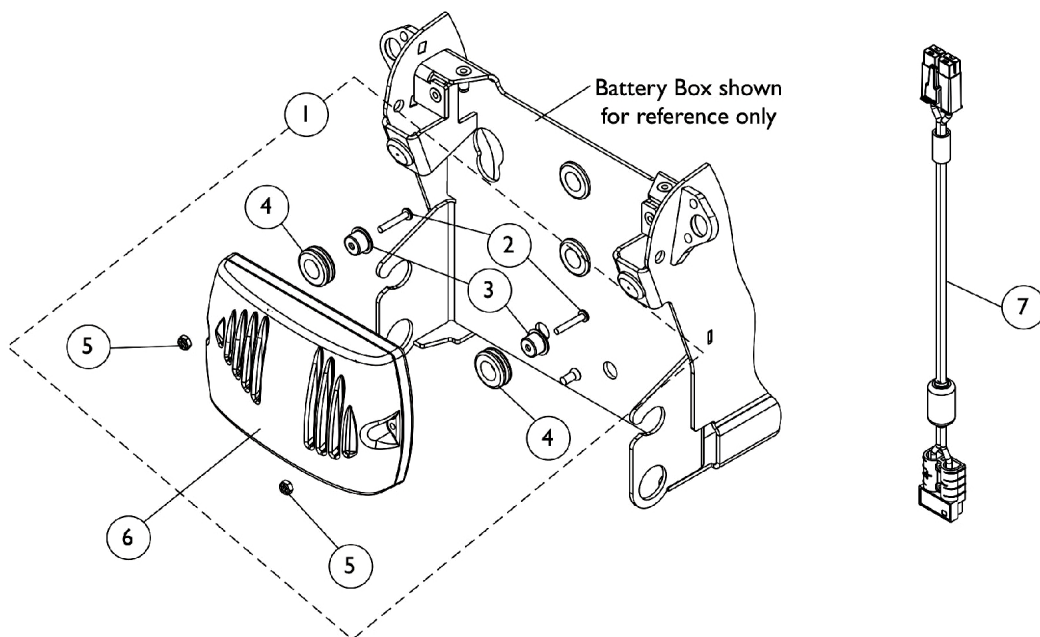


Controller, Programmer, Shroud Cover & Mounting Hardware - TDX 3, 3 SE, 4, & 5 w/ GB TT Motors & TRRO/TRBKTS Option

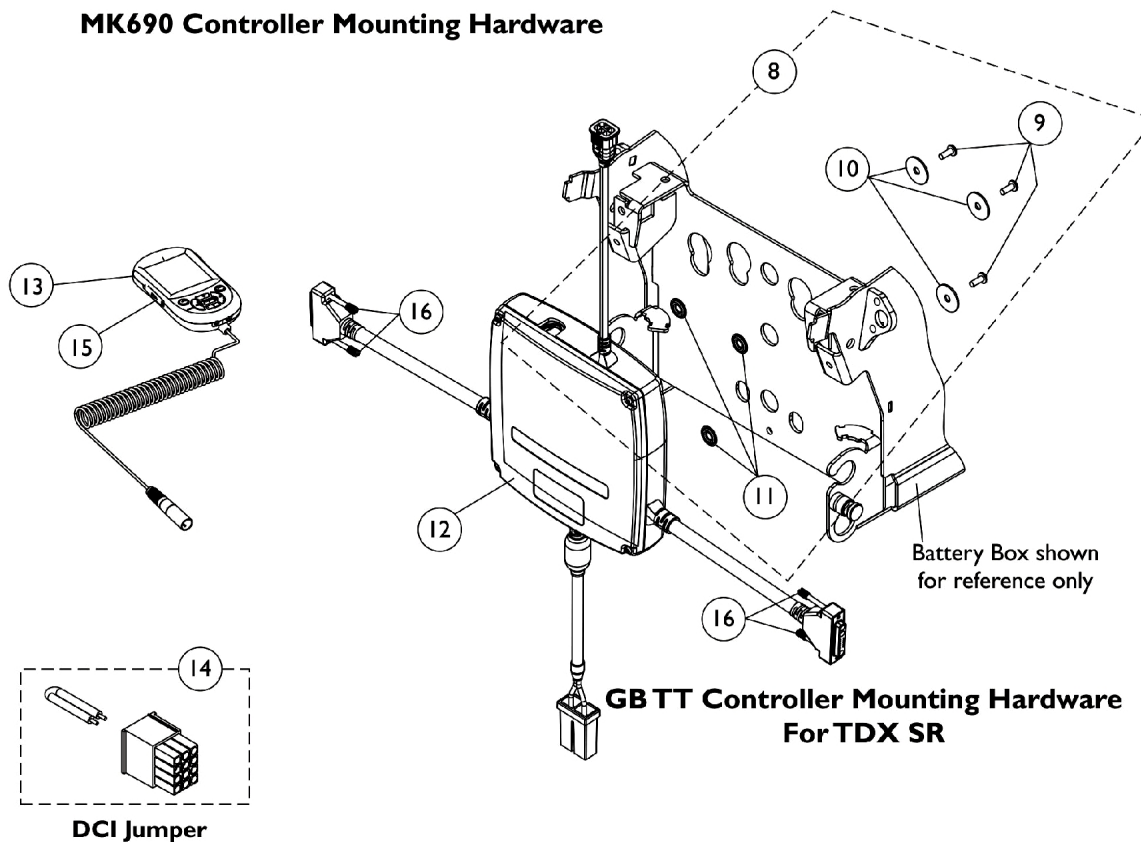
Item Number	Note	Part Number	Description	Quantity Per	
				Package	Assembly
1		1117240	Screw, Thumb (#10-32 x 1/2")	1	4
2		1137243-NLA	NLA - Cover, Controller Rear Shroud TRRO/TRBKTS	1	1
3		1113342-NLA	NLA - Stand-Off (#10-32 x 3/4")	1	2
4		1117194-NLA	NLA - Strip, Wiring	1	1
5	B	1134212	Controller w/ Gasket Connectors, MK6i GB TT CWD	1	1
6		1022597	Screw, Phillips Pan Head Tap (#10-32 x 3/8")	1	3
7		1113438-NLA	NLA - 3Screw, Socket Head (#10-32 x 1/2")	1	2
8		1133754-NLA	NLA - Bracket, Controller Mounting, Black	1	1
9		1104259	Screw, Phillips Pan Head w/ Patch (#10-32 x 1/2")	1	3
10		1139532-NLA	NLA - Cover, Controller Top Shroud	1	1
11	D	1139985	Programmer, MK6i Remote	1	1
11	D	1142215	Kit, MK6i Remote Programmer w/ SD Professional Card & Card Holder (1813M6)	1	1
12		1139997	Cover, SD Card Slot	1	1
13		1159217	Package, Thumb Screw (1-1/2" L)	10	1
	A	1095502-NLA	NLA - Package, Tie Wrap (11-1/2" L)	10	1
	A,C,C1	1134214	Kit, GB HD Controller Gasket Connector	1	1
14		60102824	Kit, Cable, Battery Extension	1	1
NOTE: A - Not Shown B - Controller will include Gasket Connectors created 10/26/07 that will be attached to the motor cables. Part number on controller will reference 1136899, always order 1134212 as a service parts replacement C - Kit was created 10/26/07 and attaches to the controller motor cables. Includes 2 ea. GB HD Controller Gasket Connectors, 2 ea. Silicon Lubricant Packets, 1 ea. Instruction Sheet. Individual components are non-saleable. C1 - The kit can retrofit to existing GB HD controllers in the field D - The MK6i Programmer Manual (1141471) is not included and is strongly recommended the guide be ordered or downloaded from Literature Fulfillment.					

Controller, Programmer, and Mounting Hardware - TDX SP/SR

To order a Rear Shroud that covers the Battery Box and Controller, refer to the TDX SP/SR Power Wheelchair parts catalog. See page titled "Shrouds and Hardware".



MK690 Controller Mounting Hardware



GB TT Controller Mounting Hardware For TDX SR

Controller, Programmer, and Mounting Hardware - TDX SP/SR

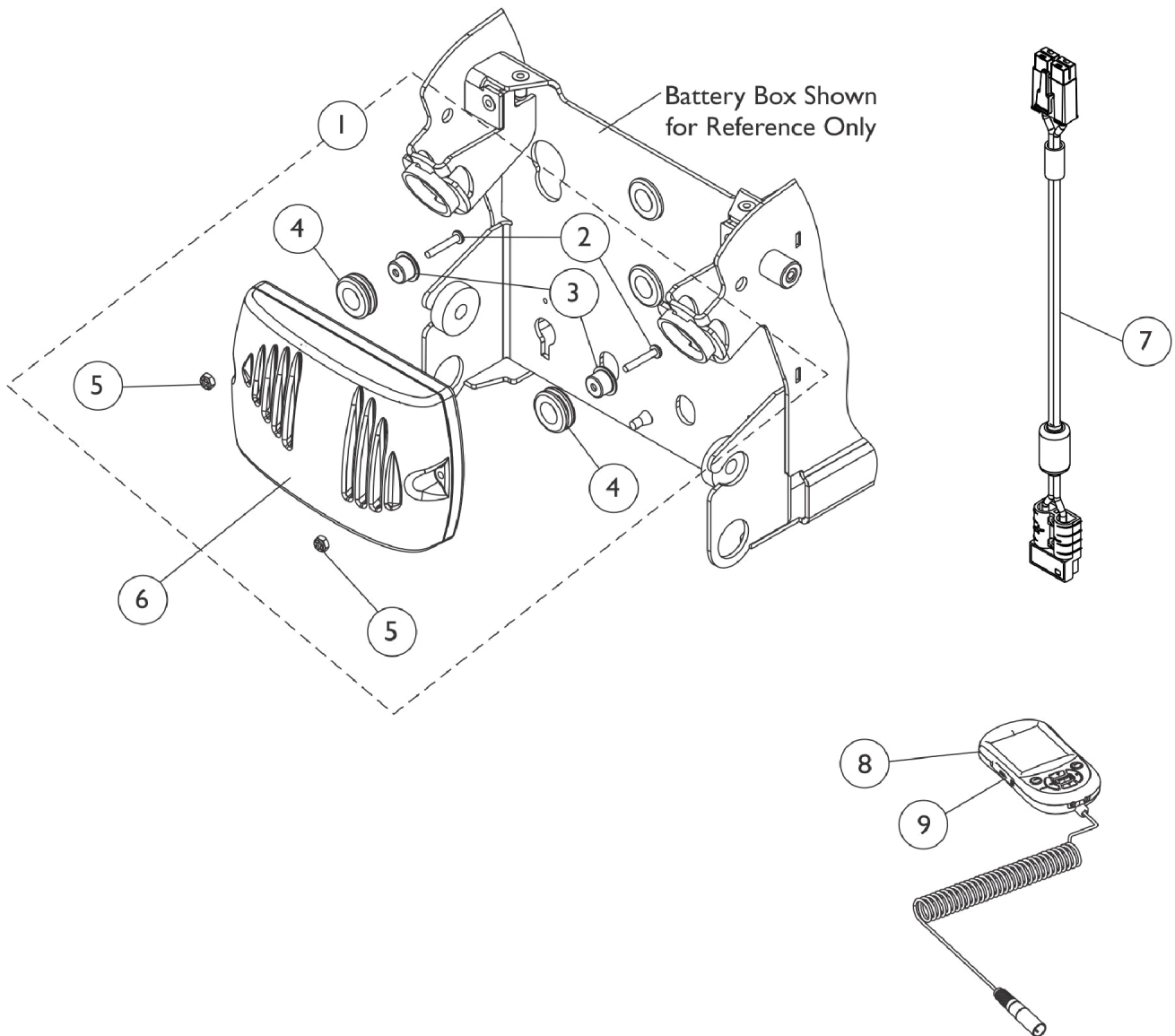
To order a Rear Shroud that covers the Battery Box and Controller, refer to the TDX SP/SR Power Wheelchair parts catalog. See page titled "Shrouds and Hardware".

Item Number	Note	Part Number	Description	Quantity Per	
				Package	Assembly
1	A	1145070	Kit, Controller Mounting Hardware	1	1
2			Screw, Phillips Pan Head (#8-32 x 1")	1	2
3			Bushing	1	2
4			Grommet, Rubber (9/16 ID x 1-1/16 OD x 3/8")	1	2
5			Locknut (#8-32)	1	2
6	C	1136897	Controller, MK690	1	1
6	D,D1	1136898	Controller, MK690 w/ ACC	1	1
6	F	1148360-NLA	NLA - Controller, MK690 w/ ACC	1	1
7		60102824	Kit, Cable, Battery Extension	1	1
8	G	1149352	NLA - Kit, GB TT CWD Controller Mounting Hardware	1	1
9			Screw, Phillips Pan Head (#10-32 x 1/2")	1	3
10			Washer, Plain (1/4 x 7/8 x 1/16")	1	3
11			Washer (1/4 x 3/4 x 3/32")	1	3
12	H,J	1134213	Controller w/ Gasket Connectors, MK6i GB TT RWD	1	1
13	K	1139985	Programmer, MK6i Remote	1	1
13	K	1142215	Kit, MK6i Remote Programmer w/ SD Professional Card & Card Holder (1813M6)	1	1
14	E	1140125-NLA	NLA - Jumper, DCI	1	1
15		1139997	Cover, SD Card Slot	1	1
16		1159217	Package, Thumb Screw (1-1/2" L)	10	1
	B	1095502-NLA	NLA - Package, Tie Wrap (11-1/2" L)	10	1
	B,I	1134214	Kit, GB HD Controller Gasket Connector	1	1

NOTE: A - Includes items 2-5.
 B - Not Shown
 C - MK690 Controller used with all Non-Powered Seating Systems. Used for Manual Recline Backs also
 D - MK690 w/ ACC used with Formula CG Powered Seating Systems. Part #1148360 is no longer required as a replacement for a Base Only order that shipped before 1/19/07,
 D1 - because the software for part #1136898 was revised 9/12/07 to version 2.61a and now accommodates all Base Only orders that shipped before 1/19/07 as well.
 E - DCI Jumper is used when an MPJ+ Joystick is used
 F - Used for all Base Only orders. Discontinued 9/12/07, see part #1136898 as a direct replacement.
 G - Includes items 8-10
 H - Controller will include Gasket Connectors that attach to the motor cables. Part number on controller will reference 1140040, always order 1134213 as a service parts replacement
 I - Kit includes 2 ea. GB HD Controller Gasket Connectors, 2 ea. Silicon Lubricant Packets, 1 ea. Instruction Sheet. Individual components are non-saleable.
 J - The MK6i GB TT RWD controller is used for TDX SR models because of the longer motor leads that are required.
 K - The MK6i Programmer Manual (1141471) is not included and is strongly recommended the guide be ordered or downloaded from Literature Fulfillment.

Controller, Programmer, and Mounting Hardware - TDX SI/ TDX SI-2/ TDX SI-HD

To order a Rear Shroud that covers the Battery Box and Controller, refer to the TDX SI/ TDX SI-2/ TDX SI-HD Power Wheelchair parts catalog. See page titled "Shrouds and Hardware".



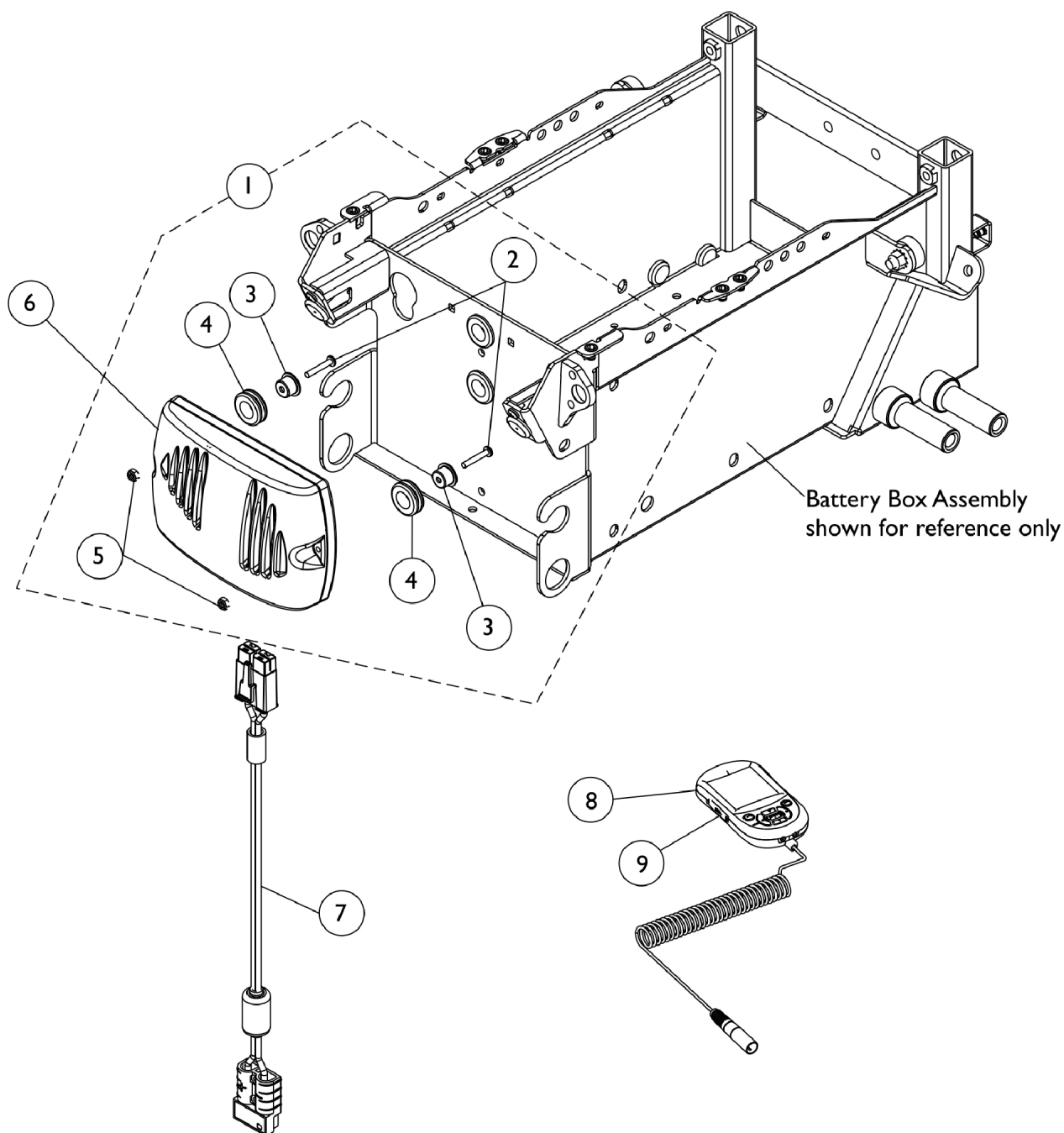
Controller, Programmer, and Mounting Hardware - TDX SI/ TDX SI-2/ TDX SI-HD

To order a Rear Shroud that covers the Battery Box and Controller, refer to the TDX SI/ TDX SI-2/ TDX SI-HD Power Wheelchair parts catalog. See page titled "Shrouds and Hardware".

Item Number	Note	Part Number	Description	Quantity Per	
				Package	Assembly
1	A	1145070	Kit, Controller Mounting Hardware	1	1
2			Screw, Phillips Pan Head (#8-32 x 1")	1	2
3			Bushing	1	2
4			Grommet, Rubber (9/16 ID x 1-1/16 OD x 3/8")	1	2
5			Locknut (#8-32)	1	2
6	D	1157825	Controller, MK660-2 w/ ACC	1	1
6	E	1161957	Controller, MK690-2	1	1
6	F	1126182-NLA	NLA - Controller, MK5 NX-75	1	1
7		60102824	Kit, Cable, Battery Extension	1	1
8	C	1139985	Programmer, MK6i Remote	1	1
8	C	1142215	Kit, MK6i Remote Programmer w/ SD Professional Card & Card Holder (1813M6)	1	1
9		1139997	Cover, SD Card Slot	1	1
	B	1095502-NLA	NLA - Package, Tie Wrap (11-1/2" L)	10	1
NOTE: A - Includes items 2-5 B - Not Shown C - The MK6i Programmer Manual (1141471) is not included and is strongly recommended the guide be ordered or downloaded from Literature Fulfillment. D - For use on Non-Heavy Duty chairs. (TDX SI-2 model excluded. See part number 1126182). E - For use on Heavy Duty chairs. F - TDX SI-2 model only uses the MK5 NX-75 Controller.					

Controller, Programmer, and Mounting Hardware - TDX SC and SPREE

To order a Rear Shroud that covers the Battery Box and Controller, refer to the TDX SC and TDX SPREE Power Wheelchair parts catalog. See page titled "Shrouds and Hardware".

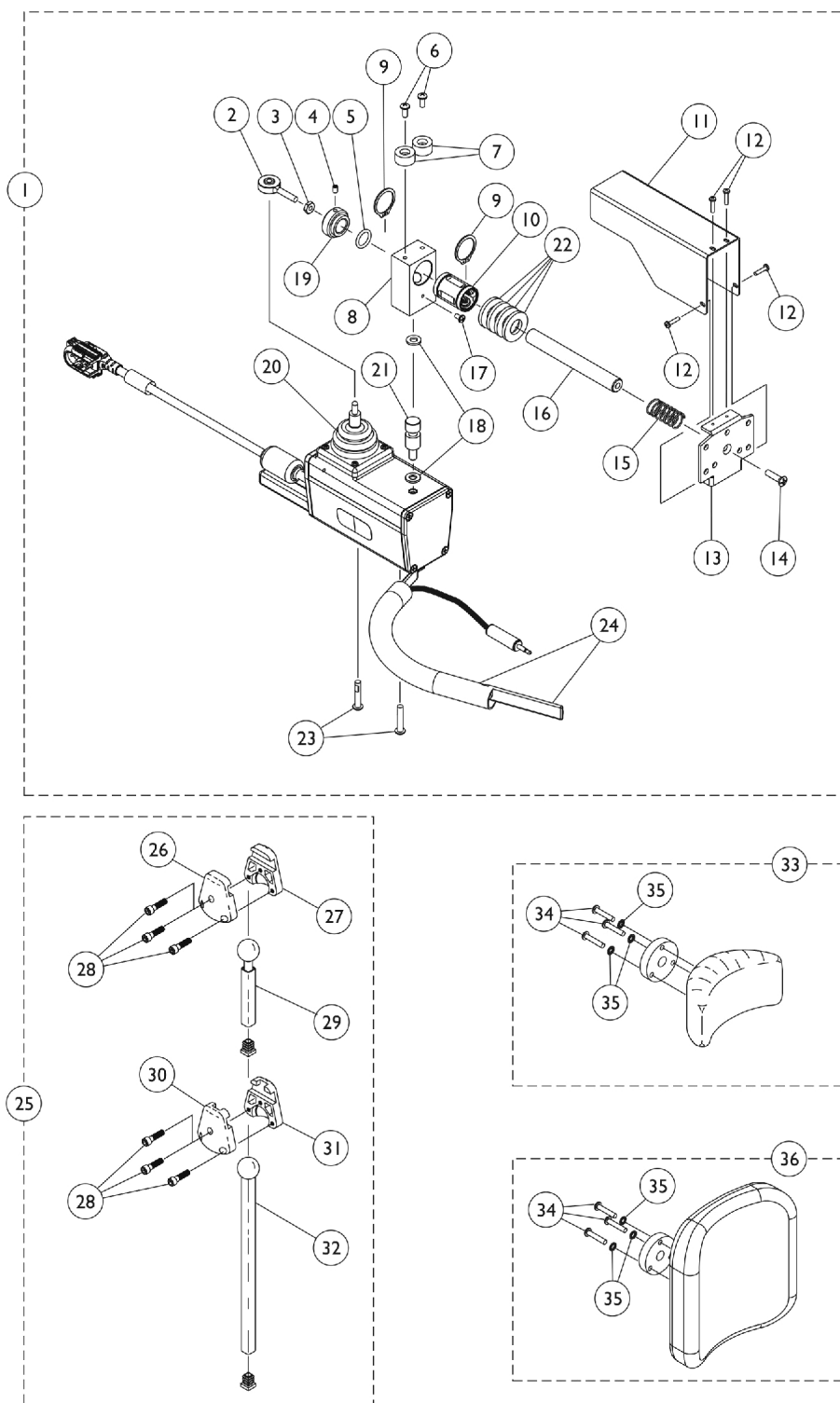


Controller, Programmer, and Mounting Hardware - TDX SC and SPREE

To order a Rear Shroud that covers the Battery Box and Controller, refer to the TDX SC and TDX SPREE Power Wheelchair parts catalog. See page titled "Shrouds and Hardware".

Item Number	Note	Part Number	Description	Quantity Per	
				Package	Assembly
1	A	1145070	Kit, Controller Mounting Hardware	1	1
2			Screw, Phillips Pan Head (#8-32 x 1")	1	2
3			Bushing	1	2
4			Grommet, Rubber (9/16 ID x 1-1/16 OD x 3/8")	1	2
5			Locknut (#8-32)	1	2
6	C	1127270	Controller, MK5 NX w/ ACC/ MK660 w/ ACC	1	1
7		60102824	Kit, Cable, Battery Extension	1	1
8		1139985	Programmer, MK6i Remote	1	1
8		1142215	Kit, MK6i Remote Programmer w/ SD Professional Card & Card Holder (1813M6)	1	1
9		1139997	Cover, SD Card Slot	1	1
	B	1095502-NLA	NLA - Package, Tie Wrap (11-1/2" L)	10	1
NOTE: A - Includes items 2-5. B - Not Shown C - The MK6i Programmer Manual (1141471) is not included and is strongly recommended the guide be ordered or downloaded from Literature Fulfillment.					

R.I.M. Head Control Assembly (1500M6)



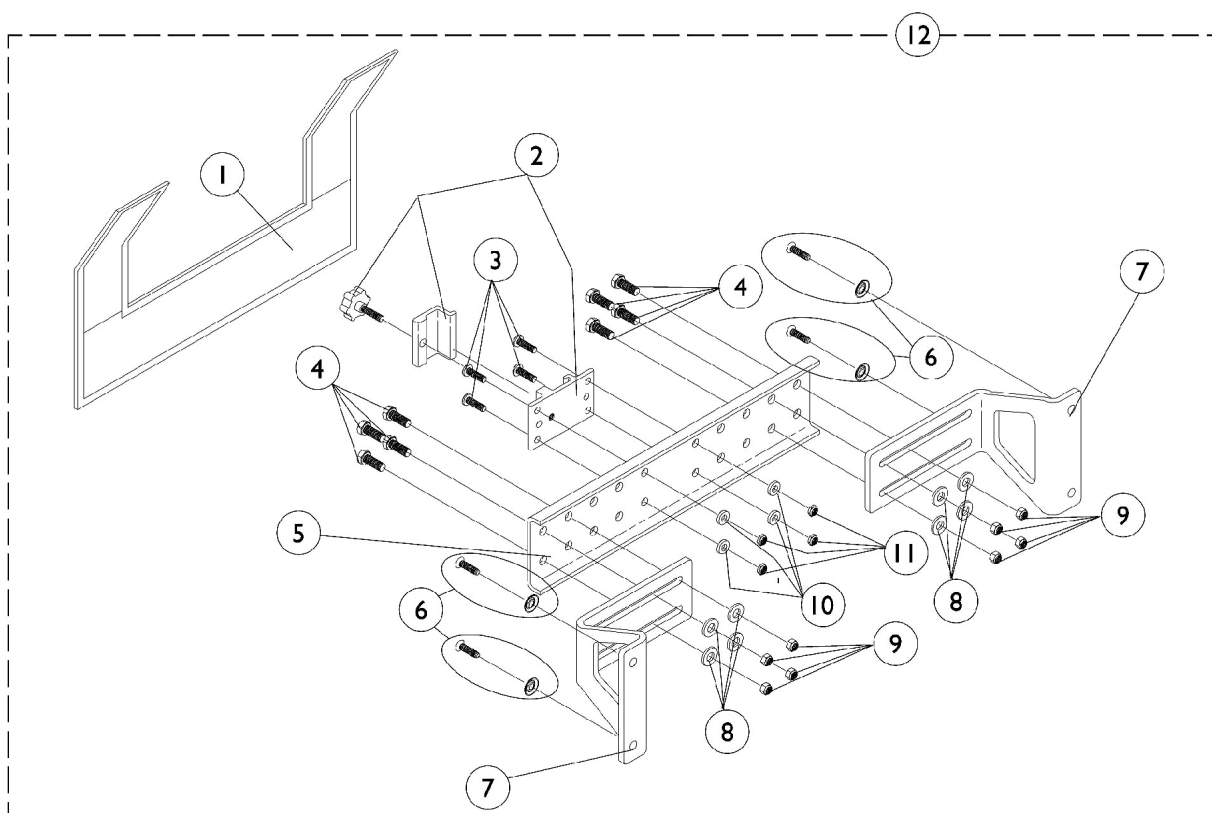
R.I.M. Head Control Assembly (1500M6)

Item Number	Note	Part Number	Description	Quantity Per	
				Package	Assembly
1	A	1136889	Joystick, Remote Head MK6i (72" L)	1	1
1	A,C	1167929	Joystick, Remote Head MK6i (38" L)	1	1
2		1001625	Tie Rod End	1	1
3		48095X000-NLA	NLA - Locknut (#10-32)	1	1
4		1025275-NLA	NLA - Screw, Set w/ Patch (#8-32 x 1/4")	1	1
5		2001139	O-Ring (1/2" I.D.)	1	1
6		1028529	Screw, Phillips Pan Head (#8-32 x 3/8")	1	2
7		1055002-NLA	NLA - Washer, Nylon	1	2
8		1056206	Block, Pivot	1	1
9		1054939-NLA	NLA - Ring, Snap	1	2
10		1018113	Bearing, Linear	1	1
11		1055014-NLA	NLA - Shield, Push Rod	1	1
12		1021742	Screw, Phillips Pan Head (#4-40 x 1/2")	1	4
13		1055031-NLA	NLA - Bracket, Headrest Mounting, Black	1	1
14		40127X002-NLA	NLA - Screw, Phillips Oval Head (#10-32 x 3/4")	1	1
15		1055145-NLA	NLA - Spring, Compression (19/32 x 1-1/4 x 1/32")	1	1
16		1055016-NLA	NLA - Rod, Push	1	1
17		1026728-NLA	NLA - Screw, Phillips Pan Head (#6-32 x 1/4")	1	1
18		1010398	Washer, Nylon (1/4 x 1/2 x 1/16")	1	2
19		1025236-NLA	NLA - Collar, Shoulder	1	1
20		50000X364-NLA	NLA - Boot, Joystick	1	1
21		1055017-NLA	NLA - Rod, Pivot	1	1
22		1003766-NLA	NLA - Washer, Plain (1/2 x 1 x 1/8")	1	4
23		11008X014-NLA	NLA - Screw, Phillips Round Head (#10-32 x 1")	1	2
24		1025271-NLA	NLA - Ribbon Reset Switch and Bracket Assembly	1	1
25	B	1056213-NLA	NLA - Hardware, Adjustment	1	1
26		1055023-NLA	NLA - Clamp, Horizontal Pivot	1	1
27		1055024-NLA	NLA - Clamp, Threaded, Horizontal Pivot	1	1
28		1055144-NLA	NLA - Screw, Socket Head (M6 x 1 x 25mm)	1	6
29		1055028	Tube, Slide, Square, Short	1	1
30		1055025-NLA	NLA - Clamp, Vertical Pivot	1	1
31		1055026-NLA	NLA - Clamp, Threaded, Vertical Pivot	1	1
32		1055027-NLA	NLA - Tube, Slide, Square, Long	1	1
33	D	1056211-NLA	NLA - Kit, Headrest with Hardware, Otto Bock, Small	1	1
34		1005383	Screw, Socket Button Head (#10-32 x 1")	1	3
35		1027263-NLA	NLA - Washer, Lock Internal Tooth (#10)	1	3
36	E	1056212	Kit, Headrest with Hardware, Large	1	1
34		1005383	Screw, Socket Button Head (#10-32 x 1")	1	3
35		1027263-NLA	NLA - Washer, Lock Internal Tooth (#10)	1	3
	F	1056087-NLA	NLA - Screw, Socket Head (#10-32 x 1/2")	1	4

R.I.M. Head Control Assembly (1500M6)

NOTE: A - Includes items 2-24.
B - Includes items 26-32 and the Plug Buttons that attach to item 29 and 32 Slide Tubes. The Plug Buttons are not saleable.
C - FDX models use part # 1167929 Remote Head Joystick that has a 38" long cable length.
D - Includes the Headrest, Adapter and items 34 and 35.
E - Includes the Headrest, Adapter and items 34 and 35. The LaBac Headrest is no longer used as of 12/6/10 that was attached with Screw part # 1056087 (4 ea.). The screw is still available to order for existing LaBac Headrest in the field.
F - Used for existing LaBac Headrest in the field only.

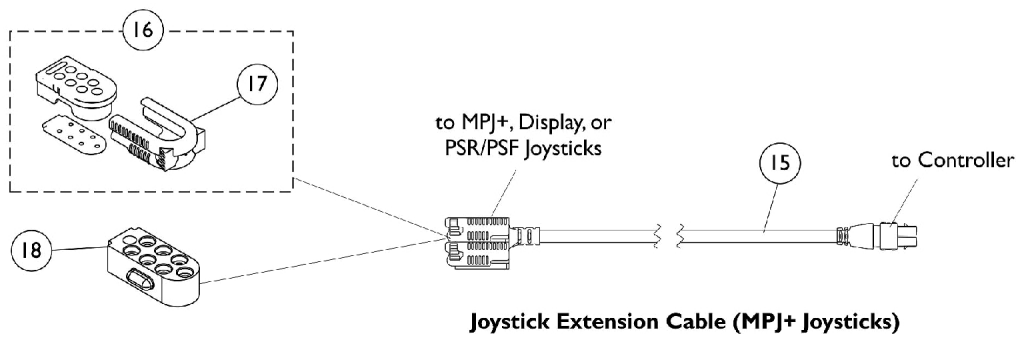
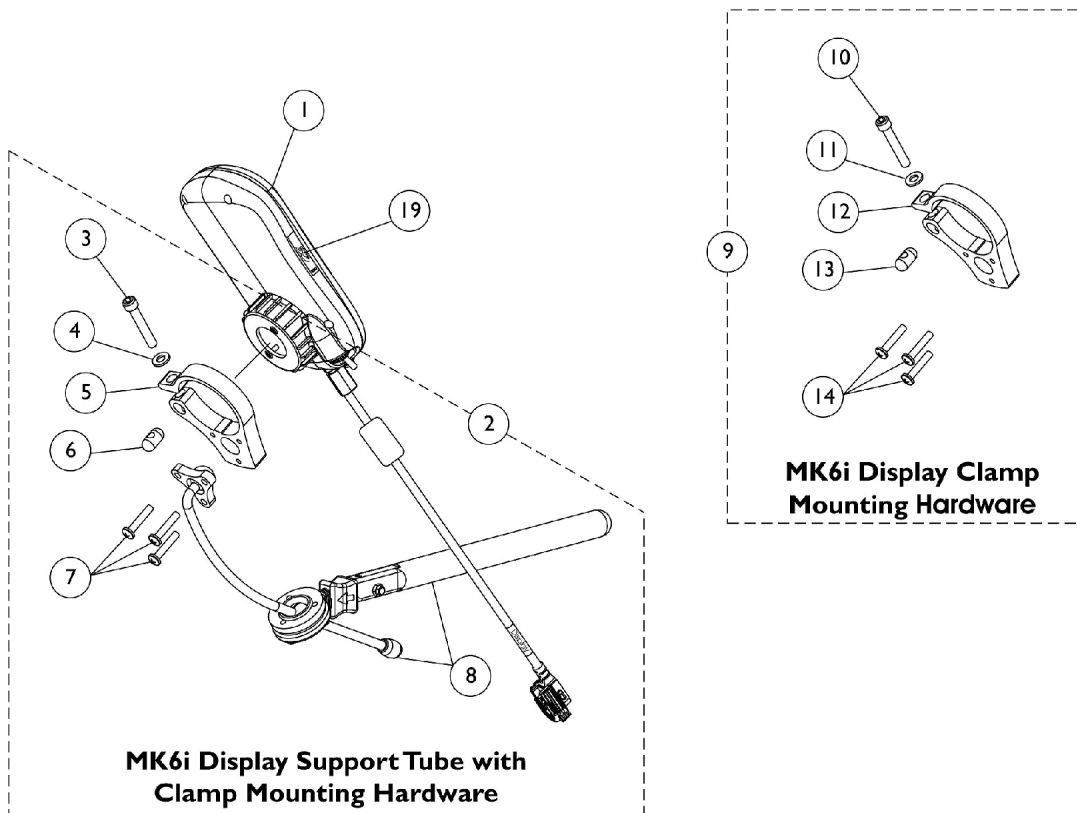
R.I.M. Head Control Mounting Hardware (RIMHW)



R.I.M. Head Control Mounting Hardware (RIMHW)

Item Number	Note	Part Number	Description	Quantity Per	
				Package	Assembly
1	B	1055149	Cover, Nylon	1	1
1	C	1055151-NLA	NLA - Cover, Nylon	1	1
2		1055148-NLA	NLA - Clamp with Knob, Two-Piece	1	1
3		1003645	Screw, Socket Button Head (#10-32 x 3/4")	1	4
4		7930326-NLA	NLA - Package, Screw, Hex Head (1/4-20 x 3/4")	25	8
5	B	1054931-NLA	NLA - Bracket, Attaching, Black (12 - 18" W)	1	1
5	C	1054933-NLA	NLA - Bracket, Attaching, Black (19 - 24" W)	1	1
6		1031095	Screws with Washers (#10-16 x 7/8")	4	1
6		1076284	Screw w/ Washer (#10 x 7/8")	1	4
7		1054929-NLA	NLA - Bracket, Wing, Black	1	2
8		1026907	Washer (1/4 x 1/2 x 1/16")	1	8
9		7930333	Locknut (1/4-20)	25	8
10		1026034-NLA	NLA - Washer, Nylon (3/16 x 7/16 x 1/8")	1	4
11		7930332-NLA	NLA - Locknut, High Profile (#10-32)	25	4
12	B,A	1056347	Hardware, Rim Control Mounting (RIMHW) (12-18" W)	1	1
12	C,A	1056348	Hardware, Rim Control Mounting (RIMHW) (19-24" W)	1	1
NOTE: A - Includes items 1-11 B - For 12-18" wide chairs C - For 19-24" wide chairs					

Display (ASLRDYM6)

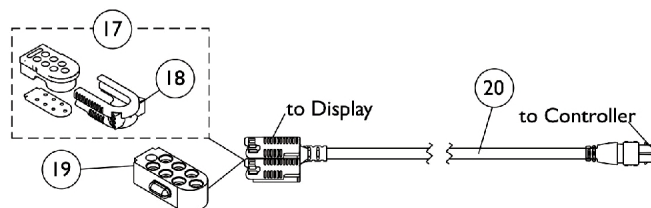
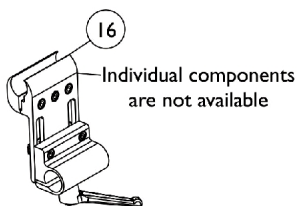
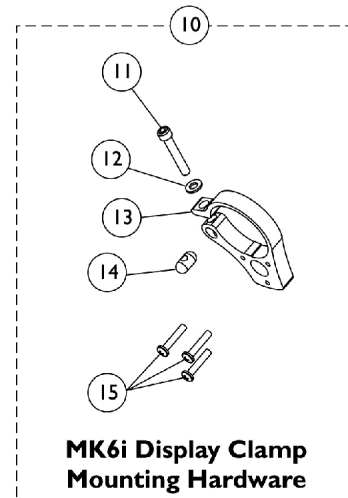
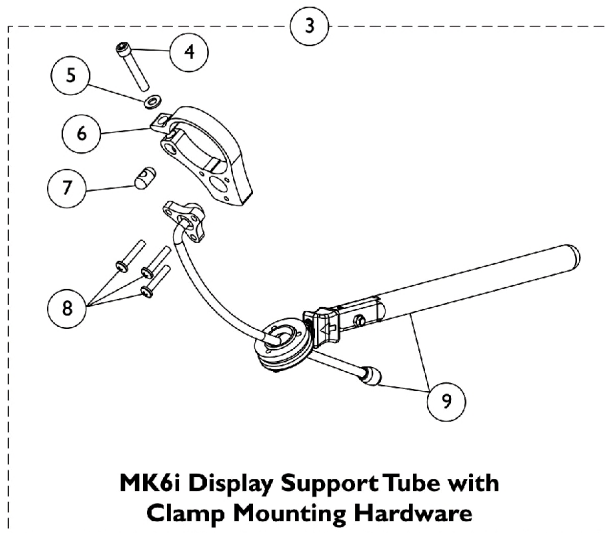
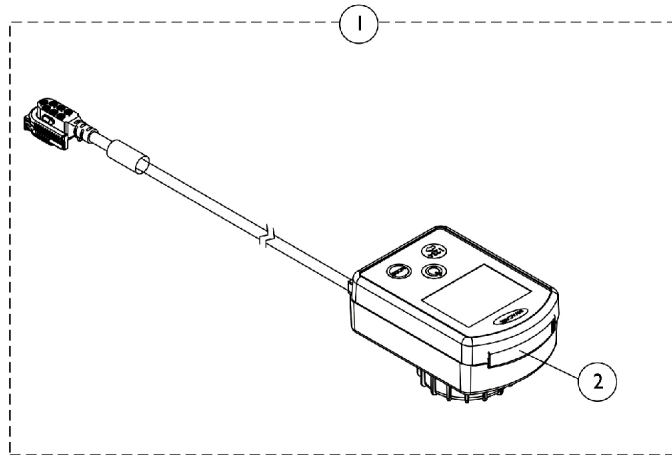


Display (ASLRDYM6)

Item Number	Note	Part Number	Description	Quantity Per	
				Package	Assembly
1		1136880-NLA	NLA - Display, MK6i (ASLRDYM6)	1	1
1		1136880E-NLA	NLA - WARR RPLMT - Display, MK6i (ASLRDYM6)	1	1
2	A	1144857	Kit, MK6i Display Support Tube with Clamp Mounting Hardware	1	1
3			NLA - Screw, Socket Head (1/4-28 x 1-1/2")	1	1
4			Washer (1/4 x 1/2 x 1/16")	1	1
5			Clamp, Display	1	1
6			Pin, Threaded (3/8" x 3/4")	1	1
7			Screw, Phillips Pan Head (#10-32 x 1")	1	3
8			Display Support Tube Assembly	1	1
9	B	1144594	Kit, Display Joystick Clamp Mounting Hardware	1	1
10			NLA - Screw, Socket Head (1/4-28 x 1-1/2")	1	1
11			Washer (1/4 x 1/2 x 1/16")	1	1
12			Clamp, Display	1	1
13			Pin, Threaded (3/8" x 3/4")	1	1
14			Screw, Phillips Pan Head (#10-32 x 1")	1	3
15	C	1140038-NLA	NLA - Cable, MK6i Joystick Extension, (PWH) (34" L)	1	1
15	D	1133180	Cable, MK6i Joystick Extension, (PWH) (16" L)	1	1
15	E,E1	1140039-NLA	NLA - Cable, MK6i Joystick Extension, (PWH) (58" L)	1	1
16	F	1133182	Cap, Top Connector, 7 Pin, Black	1	1
17	G	1145408-NLA	NLA - Latch, Top Connector, Black	1	1
18		1133183-NLA	NLA - Cap, Bottom Connector, 7 Pin	1	1
19		1139997	Cover, SD Card Slot	1	1

NOTE: A - Includes items 3-8.
 B - Includes items 10-14.
 C - Used on Non-Elevate 3G Storm Series wheelchairs Before 12/10/07.
 D - Used on all wheelchairs with multi-purpose joystick (MPJ/CMPJ) (excluding Note C) and WithOut any of the following: Any power seating; LNX/ELRPW power leg options; or any of the electronics in E1. It is used with MPCTMT and conventional actuators.
 E - Used on all wheelchairs with multi-purpose joystick (MPJ/CMPJ) and With any of the following: Any power seating option; LNX/ELRPW power leg options; or With any of the electronics in E1
 E1 - SNPM6, 5018M6, 5020M6, 1558M6, PACM6, 4WSB, S4WSB, AUX12M6, AUX34M6, RFM, IR, SANODE, ELRPW, ELRPW22, LNX, LNX-L. Also used on all Formula seating SMTACT and MPCTMT.
 F - Includes Main Body, Gasket, and Latch. Latch is the only item offered individually.
 G - Item 17 part #1145408 is No Longer Available separately, order item 16 part #1133182

MK6i Mini Color Display



MK6i Mini Color Display

Item Number	Note	Part Number	Description	Quantity Per	
				Package	Assembly
2	A	1145074	Package, Cover Slot SD (For MPJM6/CMPJM6 & PSFM6/PSRM6 Joysticks)	10	1
3	B	1144857	Kit, MK6i Display Support Tube with Clamp Mounting Hardware	1	1
4			NLA - Screw, Socket Head (1/4-28 x 1-1/2")	1	1
5			Washer (1/4 x 1/2 x 1/16")	1	1
6			Clamp, Display	1	1
7			Pin, Threaded (3/8" x 3/4")	1	1
8			Screw, Phillips Pan Head (#10-32 x 1")	1	3
9			Display Support Tube Assembly	1	1
10	C	1144594	Kit, Display Joystick Clamp Mounting Hardware	1	1
11			NLA - Screw, Socket Head (1/4-28 x 1-1/2")	1	1
12			Washer (1/4 x 1/2 x 1/16")	1	1
13			Clamp, Display	1	1
14			Pin, Threaded (3/8" x 3/4")	1	1
15			Screw, Phillips Pan Head (#10-32 x 1")	1	3
16		1139422	Clamp, Height Adjustable Joystick Tube (ARM250)	1	1
17	D	1133182	Cap, Top Connector, 7 Pin, Black	1	1
18	G	1145408-NLA	NLA - Latch, Top Connector, Black	1	1
19		1133183-NLA	NLA - Cap, Bottom Connector, 7 Pin	1	1
20	E	1133180	Cable, MK6i Joystick Extension, (PWH) (16" L)	1	1
20	F,F1	1140039-NLA	NLA - Cable, MK6i Joystick Extension, (PWH) (58" L)	1	1

NOTE: A - Slot Cover also used for the MCD MK6i Mini Color Display.

B - Includes items 4-9.

C - Includes items 11-15.

D - Includes Main Body, Gasket, and Latch. Latch is the only item offered individually.

E - Used on all wheelchairs with multi-purpose joystick (MPJ/CMPJ) and WithOut any of the following: Any power seating; LNX/ELRPW power leg options; or any of the electronics in F1. It is used with MPCTMT and conventional actuators.

F - Used on all wheelchairs with multi-purpose joystick (MPJ/CMPJ) and With any of the following: Any power seating option; LNX/ELRPW power leg options; or With any of the electronics in F1

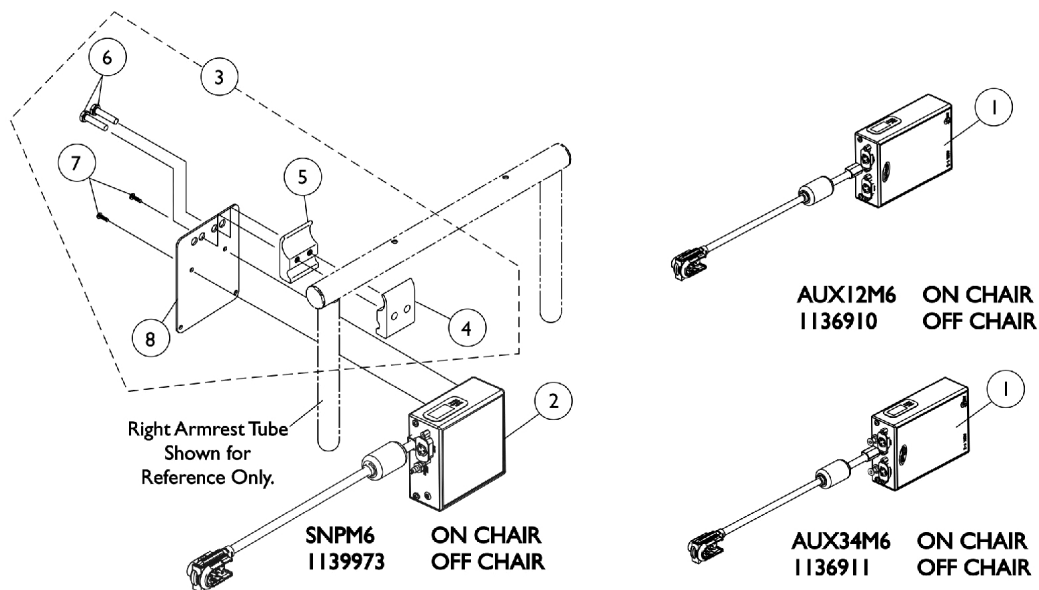
F1 - SNPM6, 5018M6, 5020M6, 1558M6, PACM6, 4WSB, S4WSB, AUX12M6, AUX34M6, RFM, IR, SANODE, ELRPW, ELRPW22, LNX, LNX-L. Also used on all Formula seating SMTACT and MPCTMT.

G - Item 18 part #1145408 is No Longer Available separately, order item 17 part #1133182

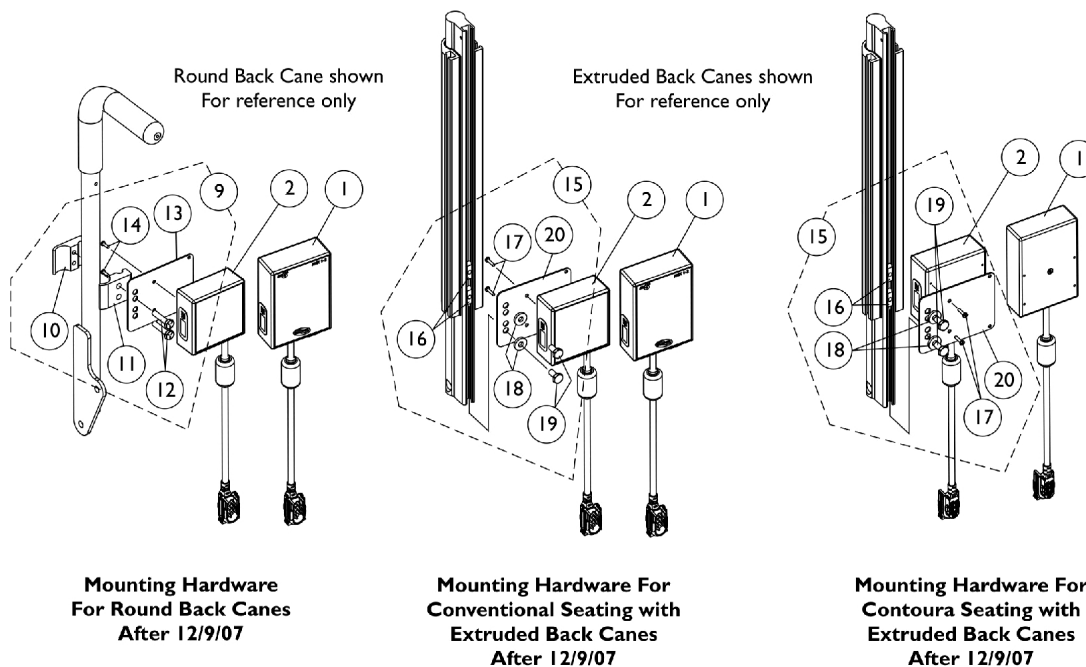
NOTE: Item #1 Kit, MK6i Mini Color Display (MCD) w/ Instructions is No Longer Available. MK6i Display (ASLRDYM6) can be used as a substitution. See category titled ""Display (ASLRDYM6)".

Sip-N-Puff / Digital Interface SNPM6 and AUX12M6 and AUX34M6

NOTE: Currently the Formula (CGT) on Pronto M51 base still uses the mounting hardware that attaches to the Arm Tube.



Mounting Hardware Before 12/10/07



Sip-N-Puff / Digital Interface SNPM6 and AUX12M6 and AUX34M6

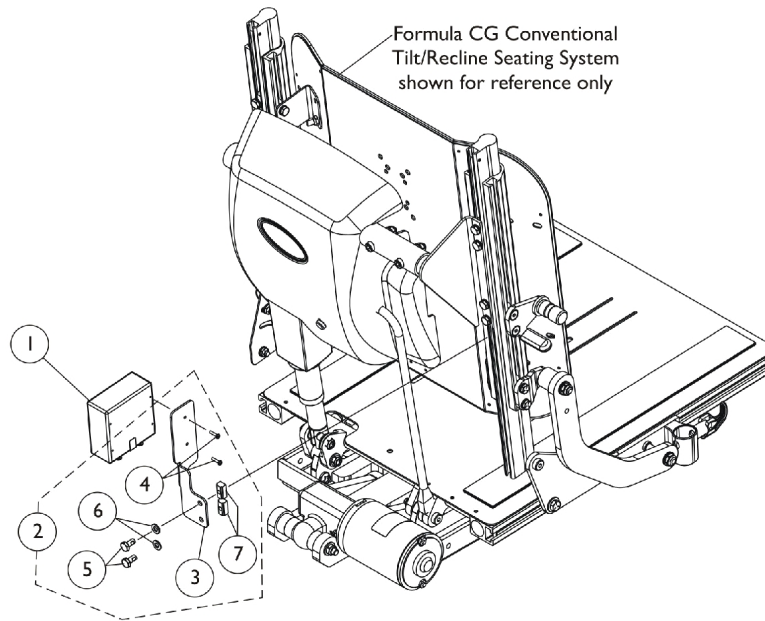
NOTE: Currently the Formula (CGT) on Pronto M51 base still uses the mounting hardware that attaches to the Arm Tube.

Item Number	Note	Part Number	Description	Quantity Per	
				Package	Assembly
1		1136910	Module, Communication, AUX12M6 (63" L)	1	1
1		1136911	Module, Communication, AUX34M6 (63" L)	1	1
2		1139973	Sip-N-Puff w/ Digital Interface - SNPM6 (63" L)	1	1
3	B,A,A2,A1	1049593	Kit, SNP/DI, MK5 SAC, 4WSB, S4WSB, GTAM, AUX12M6, AUX34M6 Mtg. Hdw.	1	1
4			NLA - Half Clamp, Threaded Holes	1	1
5			Half Clamp, Non-Threaded Holes	1	1
6			NLA - Screw, Hex Head (1/4-20 x 1-1/8")	1	2
7			Screw, Phillips Pan Head (#4-40 x 3/8")	1	2
8			Plate, Mounting	1	1
9	C	1142226	Kit, SNP/DI, 4WSB, S4WSB, GTAM, AUX12M6, AUX34M6, R/L Module Mounting Hardware For Round Back Canes	1	1
10			NLA - Half Clamp, Threaded Holes	1	1
11			Half Clamp, Non-Threaded Holes	1	1
12			NLA - Screw, Hex Head (1/4-20 x 1-1/8")	1	2
13			Plate, Mounting	1	1
14			Screw, Phillips Pan Head (#4-40 x 3/8")	1	2
			Tie Wrap (5-5/8" L)	1	5
15	D	1142227	Kit, SNP/DI, 4WSB, S4WSB, GTAM, AUX12M6, AUX34M6 Mounting Hardware For Extruded Back Canes	1	1
16			T-Nut (1/4-20)	1	2
17			Screw, Phillips Pan Head (#4-40 x 1/2")	1	2
18			Washer (1/4 x 5/8 x 3/32")	1	2
19			NLA - Screw, Hex Head (1/4-20 x 1-1/2")	1	2
20			Plate, Mounting	1	1
			Tie Wrap (5-5/8" L)	1	5
	E	1095503-NLA	NLA - Package, Tie Wrap (5-5/8" L)	10	1

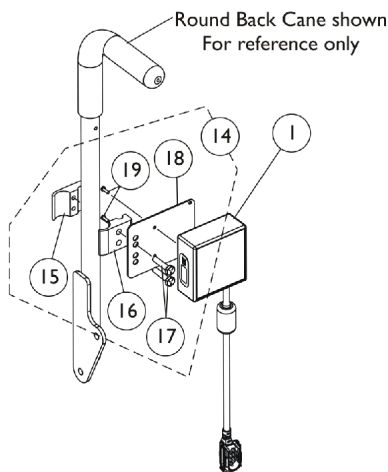
NOTE: A - Includes items 4-8. As of 5/22/07 the mounting plates holes and orientation of the hardware was revised to attach the electronics closer to the chair.
A1 - The mounting plate was revised again 12/10/07 by making the plate longer to accommodate relocation of the electronics to the back canes. The mounting plate is backward compatible for using under the armrest tube.
A2 - When both the SNPM6 & Communication Module is ordered together, the Communication Module will be mounted on the left side of the chair using additional item #3 hardware.
B - Before 12/10/07
C - After 12/9/07 and includes items 10-14 and (Cable Ties not shown)
D - After 12/9/07 and includes items 16-20 and (Cable Ties not shown)
E - Not Shown

Sip-N-Puff / Digital Interface SNPM6

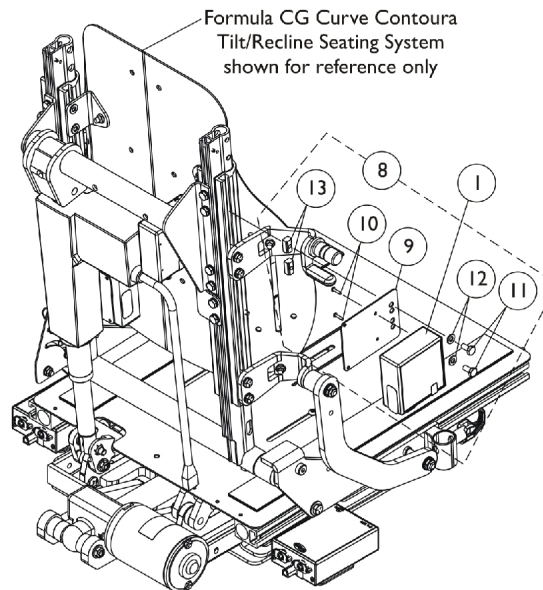
CGTR/CGTRE - FDX



**Sip-N-Puff/Digital Interface (SNPM6) Mounting Hardware
For Formula CG Conventional Tilt/Recline Seating**



**Mounting Hardware
For Round Back Canes**

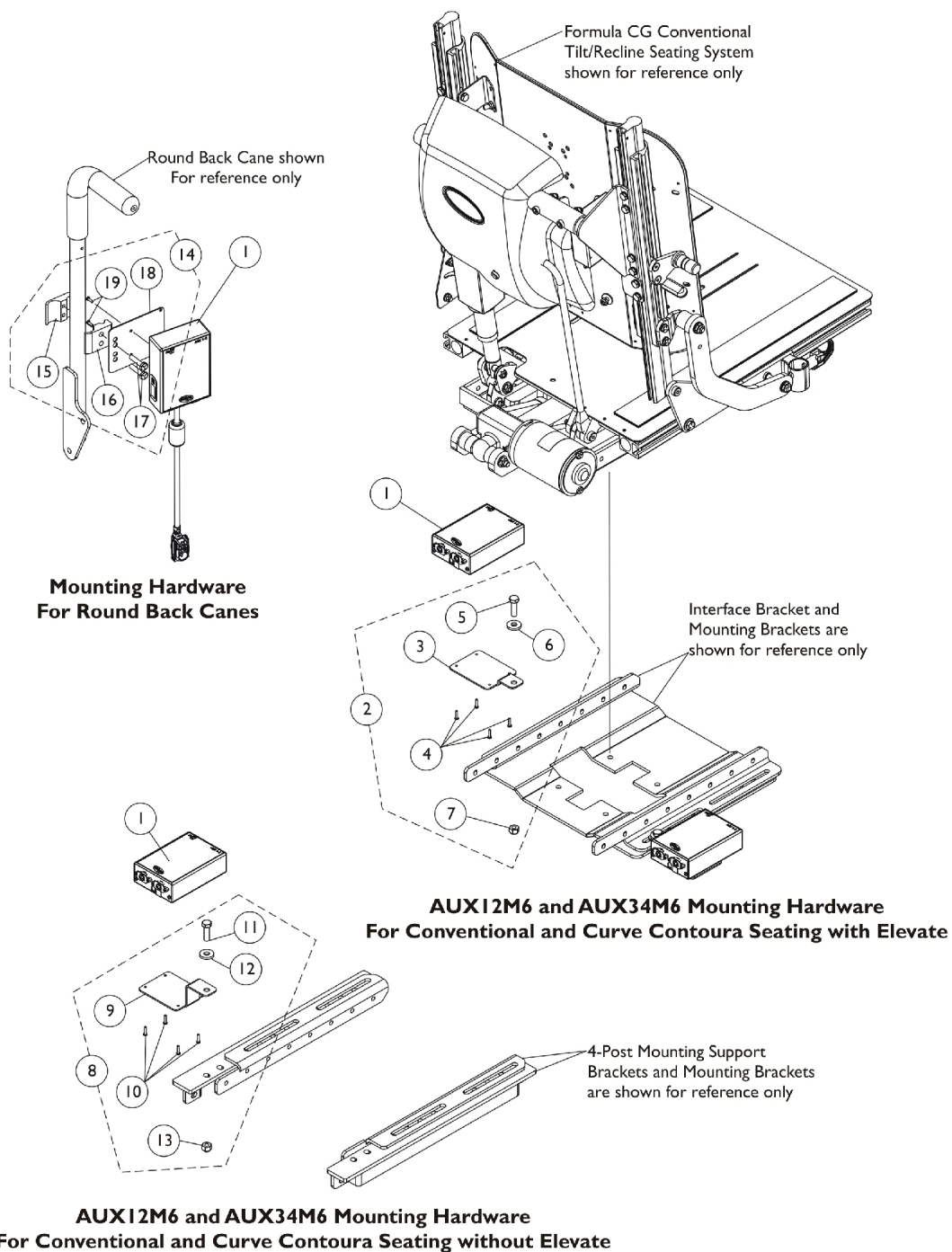


**Sip-N-Puff/Digital Interface (SNPM6) Mounting Hardware
For Formula CG Curve Contoura Tilt/Recline Seating**

Sip-N-Puff / Digital Interface SNPM6 CGTR/CGTRE - FDX

Item Number	Note	Part Number	Description	Quantity Per	
				Package	Assembly
1	A	1167921	Sip-N-Puff w/ Digital Interface - SNPM6 (26" L)	1	1
2		1168675-NLA	NLA - Kit, SNP/DI Mounting Hardware	1	1
3			Bracket, Upper Posterior Module, Black	1	1
4			Screw, Phillips Pan Head (#4-40 x 1/2")	1	2
5			Screw, Hex Head w/ Patch (1/4-20 x 1/2")	1	2
6			Washer (1/4 x 1/2 x 1/16")	1	2
7			T-Nut (1/4-20)	1	2
8	B	1168676	Kit, 4WSB Mounting Hardware, Contoura	1	1
9			Plate, Mounting	1	1
10			Screw, Phillips Pan Head (#4-40 x 1/2")	1	2
11			Screw, Hex Head w/ Patch (1/4-20 x 1/2")	1	2
12			Washer (1/4 x 1/2 x 1/16")	1	2
13	C	1142226	T-Nut (1/4-20)	1	2
14			Kit, SNP/DI, 4WSB, S4WSB, GTAM, AUX12M6, AUX34M6, R/L Module Mounting Hardware For Round Back Canes	1	1
15			NLA - Half Clamp, Threaded Holes	1	1
16			Half Clamp, Non-Threaded Holes	1	1
17			NLA - Screw, Hex Head (1/4-20 x 1-1/8")	1	2
18			Plate, Mounting	1	1
19			Screw, Phillips Pan Head (#4-40 x 3/8")	1	2
	D	1095503-NLA	Tie Wrap (5-5/8" L)	1	5
			NLA - Package, Tie Wrap (5-5/8" L)	10	5
NOTE: A - Includes items 3-7 B - Includes items 9-13. 4WSB Mounting Hardware is also used to mount the Sip-N-Puff/Digital Interface on a Formula CGTR/CGTRE with a Curve Contoura Back C - Includes items 15-19 and (Tie Wraps not shown) D - Not Shown					

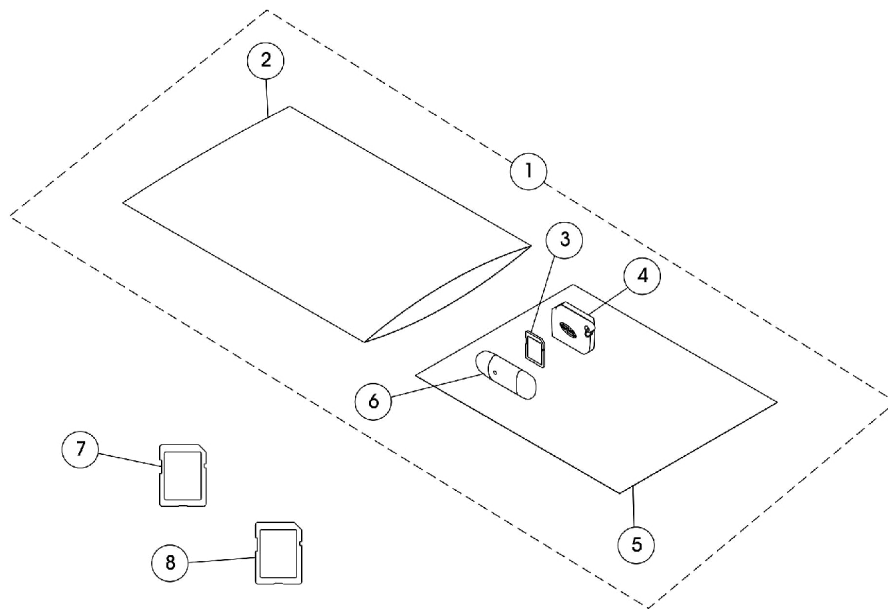
AUX12M6 and AUX34M6 CGTR/CGTRE - FDX



AUX12M6 and AUX34M6 CGTR/CGTRE - FDX

Item Number	Note	Part Number	Description	Quantity Per	
				Package	Assembly
1	A	1167924	Module, Communication, AUX12M6 (40" L)	1	1
1		1167925	Module, Communication, AUX34M6 (40" L)	1	1
2		1168674-NLA	NLA - Kit, AUX12M6/AUX34M6 Mounting Hardware, Elevate	1	1
3			Bracket, Module, Elevate, Black	1	1
4			Screw, Phillips Pan Head (#4-40 x 1/2")	1	4
5			Screw, Hex Head (5/16-18 x 1")	1	1
6			Washer, Flat (21/64 x 53/64 x 7/64")	1	1
7	B		Locknut (5/16-18)	1	1
8		1168688	Kit, AUX12M6/AUX34M6 Mounting Hardware, Non-Elevate	1	1
9			Bracket, Module, Non-Elevate, Black	1	1
10			Screw, Phillips Pan Head (#4-40 x 1/2")	1	4
11			Screw, Hex Head (5/16-18 x 1")	1	1
12			Washer, Flat (21/64 x 53/64 x 7/64")	1	1
13			Locknut (5/16-18)	1	1
14	C	1142226	Kit, SNP/DI, 4WSB, S4WSB, GTAM, AUX12M6, AUX34M6, R/L Module Mounting Hardware For Round Back Canes	1	1
15			NLA - Half Clamp, Threaded Holes	1	1
16			Half Clamp, Non-Threaded Holes	1	1
17			NLA - Screw, Hex Head (1/4-20 x 1-1/8")	1	2
18			Plate, Mounting	1	1
19			Screw, Phillips Pan Head (#4-40 x 3/8")	1	2
			Tie Wrap (5-5/8" L)	1	5
	D	1095503-NLA	NLA - Package, Tie Wrap (5-5/8" L)	10	1
NOTE: A - Includes items 3-7. B - Includes items 9-13. C - Includes items 15-19 and (Tie Wraps not shown) D - Not Shown					

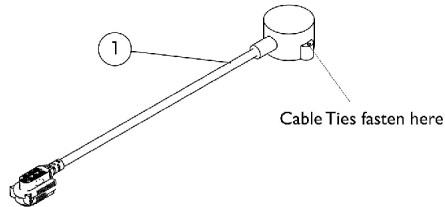
SD Memory Card and Reader (USB Ready) (1813SD)



Item Number	Note	Part Number	Description	Quantity Per	
				Package	Assembly
1	A	1145396	Kit, SD Card Professional (USB Ready) (1813SD)	1	1
2			NLA - Bag, Poly Zip-Lip (13" L x 9" W)	1	1
3			Card, SD Professional	1	1
4			Holder, Card Memory	1	1
5			NLA - Instruction Sheet, Memory Card	1	1
6			NLA - Drive, Flash Memory Removable	1	1
5		1143175-NLA	NLA - Instruction Sheet, Memory Card	1	1
7		1144515	Card, SD Basic	1	1
8		1144516	Card, SD Professional	1	1
NOTE: A - Includes items 2-6.					

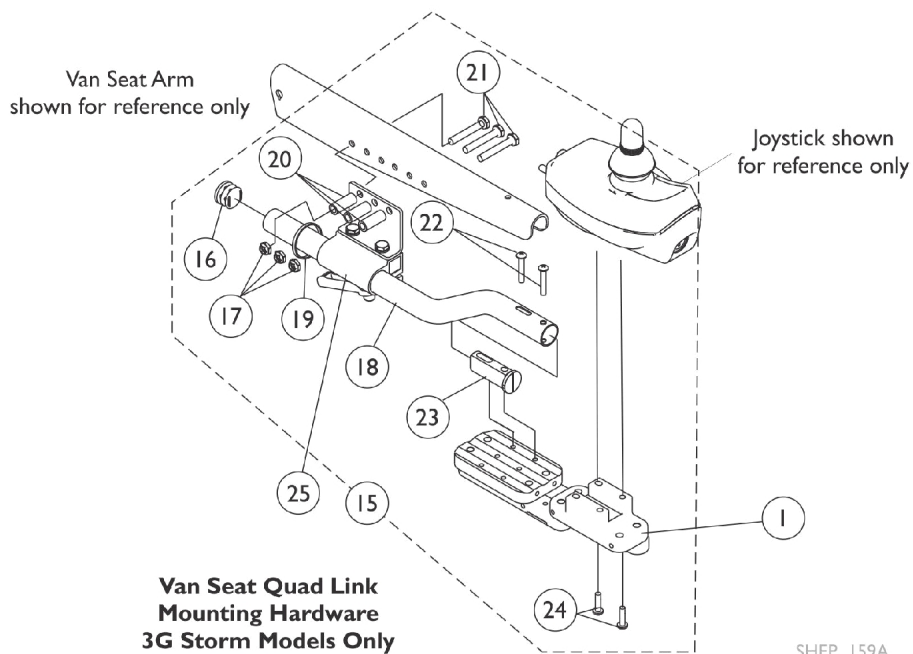
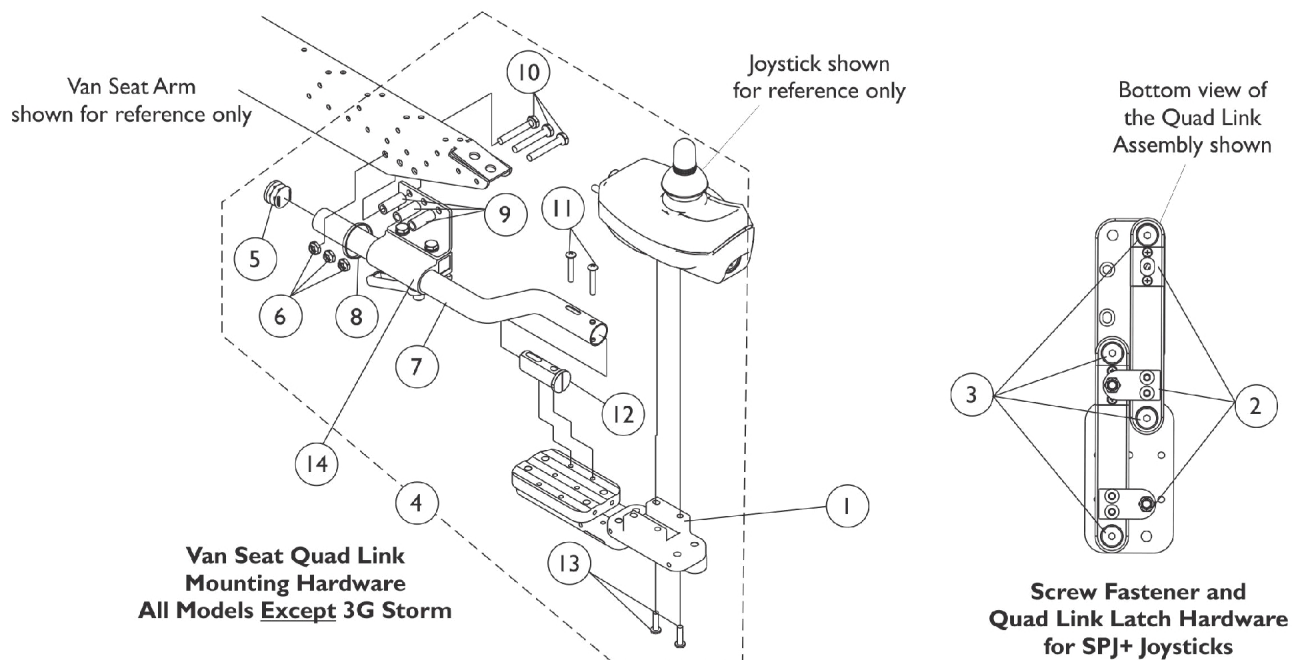
Sanode

Required for "single" actuator operation through the driver control - multiple drive systems (MPJ+, PSR, PSF, or Display).



Item Number	Note	Part Number	Description	Quantity Per	
				Package	Assembly
1	A	1140045	Sanode, MK6i	1	1
		1095502-NLA	NLA - Package, Tie Wrap (11-1/2" L)	10	1
NOTE: A - Not Shown					

Quad Link (QL) - Van Seats with SPJ+ Joysticks

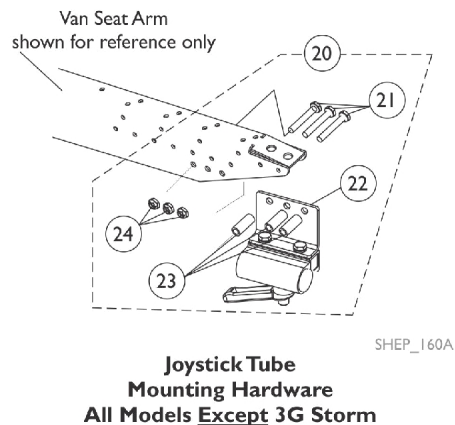
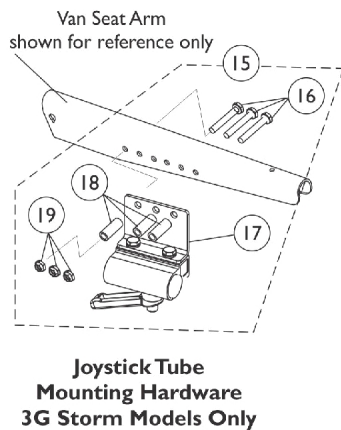
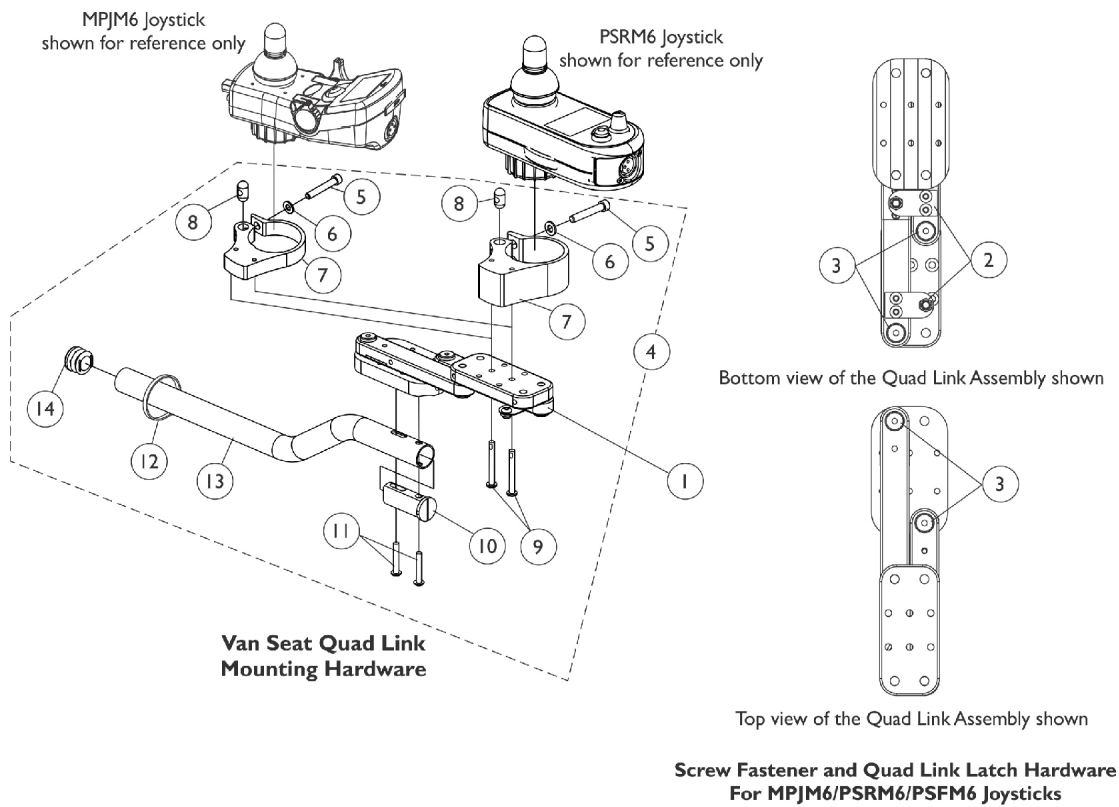


SHEP_159A

Quad Link (QL) - Van Seats with SPJ+ Joysticks

Item Number	Note	Part Number	Description	Quantity Per	
				Package	Assembly
1		1140898	Quad Link (QL) with Instruction Sheet - Right	1	1
1		1140899	Quad Link (QL) with Instruction Sheet - Left	1	1
	E	1134844	Instruction Sheet, Quad Link	1	1
2	A	1140425	Kit, Quad Link Latch Hardware	1	1
3	B	1140424-NLA	NLA - Kit, Quad Link Screw Fastener Hardware	1	1
4	C	1143042	Kit, Quad Link Mounting Hardware - Van Seat	1	1
5			Plug Button, Black (7/8")	1	1
6			Locknut (1/4-20)	1	3
7			Tube, Joystick Offset (2")	1	1
8			Tie Wrap (11-1/2" L)	1	1
9			Spacer (1/4 x 3/8 x 1")	1	3
10			Screw, Hex Head (1/4-20 x 1-5/8")	1	3
11			Screw, Phillips Pan Head (#10-32 x 1-1/8")	1	2
12			Spacer, Joystick Tube, Black	1	1
13			Screw, Phillips Pan Head w/ Patch (#10-32 x 3/4")	1	2
13		1105414	Screw, Phillips Pan Head w/ Patch (#10-32 x 3/4")	1	2
14		1139681	Clamp Assembly, Fixed Height, Captain/ Van Seat	1	1
15	D	1143041-NLA	NLA - Kit, Quad Link Mounting Hardware - Van Seat	1	1
16			Plug Button, Black (7/8")	1	1
17			Locknut (1/4-20)	1	3
18			Tube, Joystick Offset (2")	1	1
19			Tie Wrap (11-1/2" L)	1	1
20			NLA - Spacer (1/4 x 7/16 x 5/8")	1	3
21			Screw, Hex Head (1/4-20 x 1-1/4")	1	3
22			Screw, Phillips Pan Head (#10-32 x 1-1/8")	1	2
23			Spacer, Joystick Tube, Black	1	1
24			Screw, Phillips Pan Head w/ Patch (#10-32 x 3/4")	1	2
24		1105414	Screw, Phillips Pan Head w/ Patch (#10-32 x 3/4")	1	2
25		1105049	Clamp Assembly, Fixed Height, Captain/ Van Seat	1	1
NOTE: A - Latch Kit includes 4 ea. Button Head Cap Screws (10-32 x 3/8"), 2 ea. Latch Spring Assembly, 4 ea. Phillips Flat C'Sunk Head Screws, 2 ea. Spring Catch Plates, 2 ea. Socket Head Set Screws (10-32 x 3/8") B - Screw Fastener Kit includes 4 ea. Socket Head Shoulder Screws (3/8 x 3/8"), 2 ea. Socket Head Cap Screws (1/4-20 x 3/8"), 2 ea. Socket Head Set Screws (1/4-20 x 1/2"), 4 ea. Socket Head Set Screws (10-32 x 1/8") C - Includes items 5-13. D - Includes items 16-24. E - Not Shown					

Quad Link (QLM6) - Van Seats with MPJM6/PSRM6/PSFM6 Joysticks



Quad Link (QLM6) - Van Seats with MPJM6/PSRM6/PSFM6 Joysticks

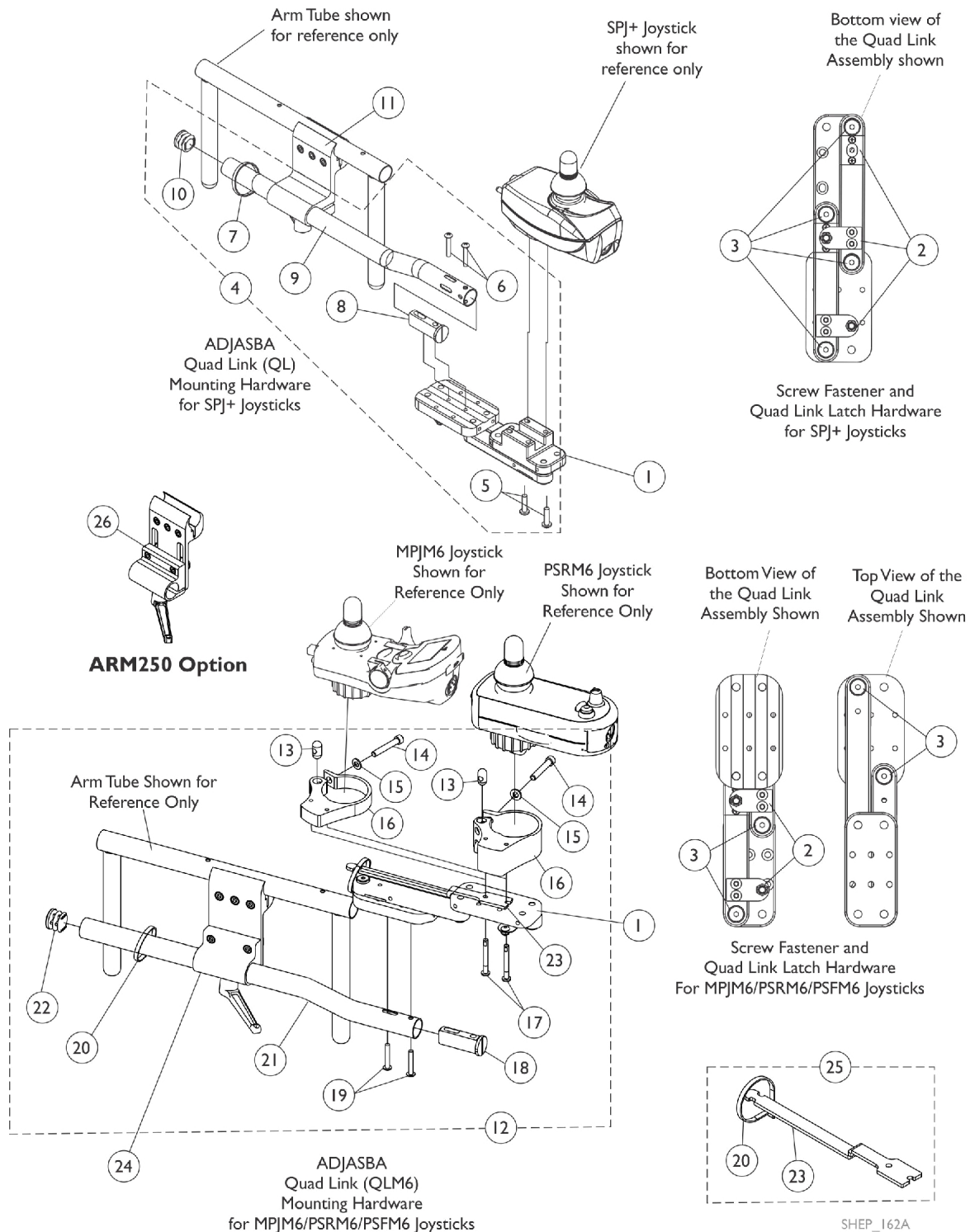
Item Number	Note	Part Number	Description	Quantity Per	
				Package	Assembly
1		1145397	Quad Link (QLM6/QLAM6) - Right	1	1
1		1145398	Quad Link (QLM6/QLAM6) - Left	1	1
	C	1134844	Instruction Sheet, Quad Link	1	1
2	A	1140425	Kit, Quad Link Latch Hardware	1	1
3	B	1140424-NLA	NLA - Kit, Quad Link Screw Fastener Hardware	1	1
4	I	1154077	Kit, Quad Link Mounting Hardware - Van Seat w/ MPJM6 Joystick	1	1
5			NLA - Screw, Socket Head (1/4-28 x 1-1/2")	1	1
6			Washer (1/4 x 1/2 x 1/16")	1	1
7			Clamp, Joystick, Quad Link, MPJM6 (5/8" Thick Material)	1	1
8			Pin, Threaded (3/8" x 3/4")	1	1
9			Screw, Phillips Pan Head w/Patch (#10-32 x 7/8")	1	2
10			Spacer, Joystick Tube, Black	1	1
11			Screw, Phillips Pan Head (#10-32 x 1-1/8")	1	2
12			Tie Wrap (11-1/2" L)	1	1
13			Tube, Joystick Offset (2")	1	1
14			Plug Button, Black (7/8")	1	1
4	D,D1	1152661-NLA	NLA - Kit, Quad Link Mounting Hardware - Van Seat w/ PSRM6/PSFM6 Joystick	1	1
5			NLA - Screw, Socket Head (1/4-28 x 1-1/2")	1	1
6			Washer (1/4 x 1/2 x 1/16")	1	1
7			Clamp, Joystick, Quad Link, PSRM6/PSFM6 (1-1/4" Thick Material)	1	1
8			Pin, Threaded (3/8" x 3/4")	1	1
9			Screw, Phillips Pan Head w/ Patch (#10-32 x 1-5/8")	1	2
10			Spacer, Joystick Tube, Black	1	1
11			Screw, Phillips Pan Head (#10-32 x 1-1/8")	1	2
12			Tie Wrap (11-1/2" L)	1	1
13			Tube, Joystick Offset (2")	1	1
14			Plug Button, Black (7/8")	1	1
7	I	1153820	Clamp, Joystick, Quad Link, MPJM6 (5/8" Thick Material)	1	1
7	F	1152026	Clamp, Joystick, Quad Link, PSRM6/PSFM6 (1-1/4" Thick Material)	1	1
9	G	1139677	Screw, Phillips Pan Head (#10-32 x 1")	1	2
9	H	1025723	Screw, Phillips Pan Head w/ Patch (#10-32 x 1-5/8")	1	2
9	J	1029157	Screw, Phillips Pan Head w/Patch (#10-32 x 7/8")	1	2
15		1105050-NLA	NLA - Kit, Joystick Tube Mounting Hardware - Captain/ Van Seat	1	1
16		1057955	Screw, Hex Head (1/4-20 x 1-1/4")	1	3
17		1105049	Clamp Assembly, Fixed Height, Captain/ Van Seat	1	1
18		1101524-NLA	NLA - Spacer (1/4 x 7/16 x 5/8")	1	3
19		1025195	Locknut (1/4-20)	1	3

Quad Link (QLM6) - Van Seats with MPJM6/PSRM6/PSFM6 Joysticks

Item Number	Note	Part Number	Description	Quantity Per	
				Package	Assembly
20	E	1142480	Kit, Joystick Tube Mounting Hardware - Captain/Van Seat	1	1
21			Screw, Hex Head (1/4-20 x 1-5/8")	1	3
22			Clamp Assembly, Fixed Height, Captain/ Van Seat	1	1
23			Spacer (1/4 x 3/8 x 1")	1	3
24			Locknut (1/4-20)	1	3
21		1037610	Screw, Hex Head (1/4-20 x 1-5/8")	1	3
22		1139681	Clamp Assembly, Fixed Height, Captain/ Van Seat	1	1
23		1087219	Spacer (1/4 x 3/8 x 1")	1	3
24		1025195	Locknut (1/4-20)	1	3
25	K	1167962	Kit, Quad Link Cable Securement Bracket	1	1
12			Tie Wrap (11-1/2" L)	1	2
26			Bracket, Securement, MK6i	1	1
			Instruction Sheet, Quad Link	1	1
<p>NOTE: A - Latch Kit includes 4 ea. Button Head Cap Screws (#10-32 x 3/8"), 2 ea. Latch Spring Assembly, 4 ea. Phillips Flat C'Sunk Head Screws, 2 ea. Spring Catch Plates, 2 ea. Socket Head Set Screws (10-32 x 3/8")</p> <p>B - Screw Fastener Kit includes 4 ea. Socket Head Shoulder Screws (3/8 x 3/8"), 2 ea. Socket Head Cap Screws (1/4-20 x 3/8"), 2 ea. Socket Head Set Screws (1/4-20 x 1/2"), 4 ea. Socket Head Set Screws (#10-32 x 1/8")</p> <p>C - Not Shown</p> <p>D - Includes items 5-14. Joystick Clamp was revised from 5/8" to 1-1/4" material 10/31/07 to accommodate not only the MPJM6 but the PSFM6/PSRM6 Joysticks also.</p> <p>D1 - As of 3/13/08 the 1-1/4" thick Joystick Clamp is no longer used for MPJM6 Joysticks and used exclusively for PSRM6/PSFM6 only. See item 4 pt# 1154077 for "all" MPJM6 Joysticks.</p> <p>E - Includes items 21-24</p> <p>F - As of 3/13/08 the 1-1/4" thick Joystick Clamp is used exclusively for PSRM6/PSFM6. See item 7 pt# 1153820 Joystick Clamp and item 9 pt # 1029157 Screws for "all" MPJM6 Joysticks.</p> <p>G - Before 10/31/07. Used with Joystick Clamp 5/8" thick material.</p> <p>H - After 10/30/07. Used with Joystick Clamp 1-1/4" thick material.</p> <p>I - As of 3/13/08 a new Quad Link Joystick Clamp and Mounting Hardware was created exclusively for MPJM6 Joysticks. The new Quad Link Clamp is backward compatible for all MPJM6 Joysticks in the field.</p> <p>J - After 3/12/08 used with MPJM6 Quad Joystick Clamp pt # 1153820 only.</p> <p>K - Includes items 12, 26 and Instruction Sheet. Used for MPJM6 Joysticks only</p>					

Quad Link (QL) and (QLM6) - ADJASBA Seats

NOTE: Non-Van Style Quad Links work with Cantilever Arms also.



Quad Link (QL) and (QLM6) - ADJASBA Seats

NOTE: Non-Van Style Quad Links work with Cantilever Arms also.

Item Number	Note	Part Number	Description	Quantity Per	
				Package	Assembly
1	D	1140898	Quad Link (QL) with Instruction Sheet - Right	1	1
1	D	1140899	Quad Link (QL) with Instruction Sheet - Left	1	1
1	E	1145397	Quad Link (QLM6/QLAM6) - Right	1	1
1	E	1145398	Quad Link (QLM6/QLAM6) - Left	1	1
	G	1134844	Instruction Sheet, Quad Link	1	1
2	A	1140425	Kit, Quad Link Latch Hardware	1	1
3	B	1140424-NLA	NLA - Kit, Quad Link Screw Fastener Hardware	1	1
4	C	1142937	Kit, ASBA/ADJASBA Quad Link Mounting Hardware	1	1
5			Screw, Phillips Pan Head w/ Patch (#10-32 x 3/4")	1	2
6			Screw, Phillips Pan Head (#10-32 x 1-1/8")	1	2
7			Tie Wrap (11-1/2" L)	1	1
8			Spacer, Joystick Tube, Black	1	1
9			Tube, Joystick Offset (2")	1	1
10			Plug Button, Black (7/8")	1	1
5		1105414	Screw, Phillips Pan Head w/ Patch (#10-32 x 3/4")	1	2
11		1093071	Clamp, Fixed Height Joystick Tube	1	1
12	K	1154076	Kit, Quad Link Mounting Hardware - MPJM6 Joysticks	1	1
13			Pin, Threaded (3/8" x 3/4")	1	1
14			NLA - Screw, Socket Head (1/4-28 x 1-1/2")	1	1
15			Washer (1/4 x 1/2 x 1/16")	1	1
16			Clamp, Joystick, Quad Link, MPJM6 (5/8" Thick Material)	1	1
17			Screw, Phillips Pan Head w/Patch (#10-32 x 7/8")	1	2
18			Spacer, Joystick Tube, Black	1	1
19			Screw, Phillips Pan Head (#10-32 x 1-1/8")	1	2
20			Tie Wrap (11-1/2" L)	1	2
21			Tube, Joystick Offset (1/2")	1	1
22			Plug Button, Black (7/8")	1	1
23			Bracket, Securement, MK6i	1	1
12	F,F1	1152027	Kit, Quad Link Mounting Hardware - PSRM6/PSFM6 Joysticks	1	1
13			Pin, Threaded (3/8" x 3/4")	1	1
14			NLA - Screw, Socket Head (1/4-28 x 1-1/2")	1	1
15			Washer (1/4 x 1/2 x 1/16")	1	1
16			Clamp, Joystick, Quad Link, PSRM6/PSFM6 (1-1/4" Thick Material)	1	1
17			Screw, Phillips Pan Head w/ Patch (#10-32 x 1-5/8")	1	2
18			Spacer, Joystick Tube, Black	1	1
19			Screw, Phillips Pan Head (#10-32 x 1-1/8")	1	2
20			Tie Wrap (11-1/2" L)	1	2
21			Tube, Joystick Offset (1/2")	1	1
22			Plug Button, Black (7/8")	1	1

Quad Link (QL) and (QLM6) - ADJASBA Seats

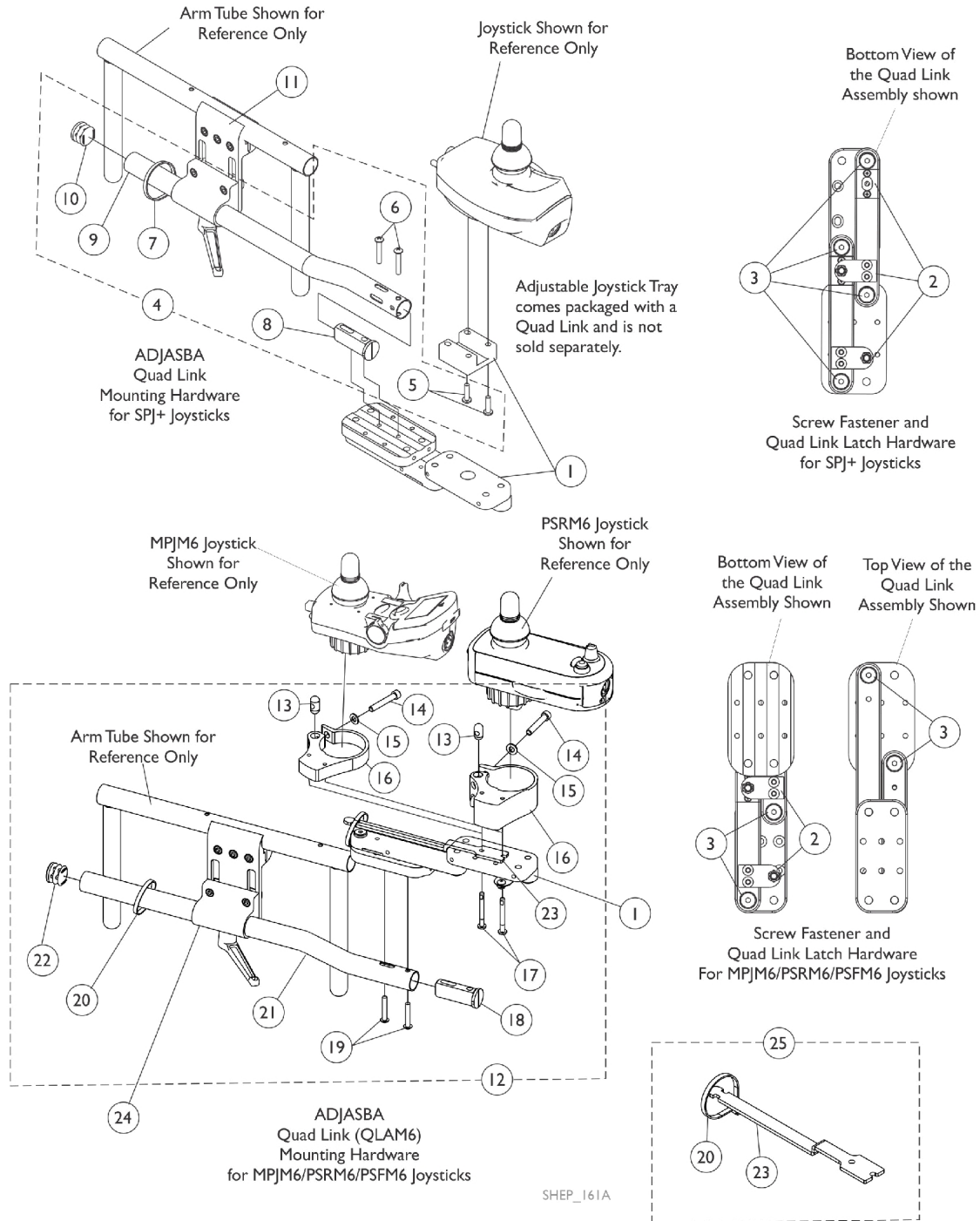
NOTE: Non-Van Style Quad Links work with Cantilever Arms also.

Item Number	Note	Part Number	Description	Quantity Per	
				Package	Assembly
16	K	1153820	Clamp, Joystick, Quad Link, MPJM6 (5/8" Thick Material)	1	1
16	H	1152026	Clamp, Joystick, Quad Link, PSRM6/PSFM6 (1-1/4" Thick Material)	1	1
17	I	1139677	Screw, Phillips Pan Head (#10-32 x 1")	1	2
17	J	1025723	Screw, Phillips Pan Head w/ Patch (#10-32 x 1-5/8")	1	2
17	L	1029157	Screw, Phillips Pan Head w/Patch (#10-32 x 7/8")	1	2
24		1093071	Clamp, Fixed Height Joystick Tube	1	1
25	M	1167962	Kit, Quad Link Cable Securement Bracket	1	1
20			Tie Wrap (11-1/2" L)	1	2
23			Bracket, Securement, MK6i	1	1
			Instruction Sheet, Quad Link	1	1
26	N	1139422	Clamp, Height Adjustable Joystick Tube (ARM250)	1	1

NOTE: A - Latch Kit includes 4 ea. Button Head Cap Screws (#10-32 x 3/8"), 2 ea. Latch Spring Assembly, 4 ea. Phillips Flat C'Sunk Head Screws, 2 ea. Spring Catch Plates, 2 ea. Socket Head Set Screws (10-32 x 3/8")
 B - Screw Fastener Kit includes 4 ea. Socket Head Shoulder Screws (3/8 x 3/8"), 2 ea. Socket Head Cap Screws (1/4-20 x 3/8"), 2 ea. Socket Head Set Screws (1/4-20 x 1/2"), 4 ea. Socket Head Set Screws (#10-32 x 1/8")
 C - Includes items 5-10.
 D - For use with SPJ+ Joysticks.
 E - For use with MPJM6/PSRM6/PSFM6 Joysticks.
 F - Includes items 13-22. Joystick Clamp was revised from 5/8" to 1-1/4" thick material 10/31/07 to accommodate the MPJM6 and PSFM6/PSRM6 Joystick models.
 F1 - But as of 3/13/08 the 1-1/4" thick Joystick Clamp is no longer used for MPJM6 Joysticks and used exclusively for PSRM6/PSFM6 only. See item 12 pt# 1154076 for "all" MPJM6 Joysticks.
 G - Not Shown
 H - As of 3/13/08 the 1-1/4" thick Joystick Clamp is used exclusively for PSRM6/PSFM6 and no longer used for MPJM6 Joysticks. See item 16 pt# 1153820 Joystick Clamp and item 17 pt # 1029157 Screws for "all" MPJM6 Joysticks.
 I - Before 10/31/07. Used with Joystick Clamp 5/8" thick material.
 J - After 10/30/07. Used with Joystick Clamp 1-1/4" thick material.
 K - As of 3/13/08 a new Quad Link Joystick Clamp and Mounting Hardware was created exclusively for MPJM6 Joysticks and no longer uses the 1-1/4" Thick Joystick Clamp. The new 5/8" thick Joystick Clamp is backward compatible for all MPJM6 Joysticks in the field
 L - After 3/12/08 used with MPJM6 Quad Joystick Clamp pt # 1153820 only.
 M - Includes items 20, 23 and Instruction Sheet
 N - ARM250 Height Adjustable Joystick Tube Clamp is an on-chair option when a QL or QLM6 Quad Link is ordered.

Quad Link (QLA) and (QLAM6)

NOTE: Non-Van Style Quad Links work with Cantilever Arms also.



Quad Link (QLA) and (QLAM6)

NOTE: Non-Van Style Quad Links work with Cantilever Arms also.

Item Number	Note	Part Number	Description	Quantity Per	
				Package	Assembly
1	D,O	1140896	Quad Link w/ Adjustable Joystick Tray (QLA) and Instruction Sheet - Right	1	1
1	D,O	1140897	Quad Link w/ Adjustable Joystick Tray (QLA) and Instruction Sheet - Left	1	1
1	E,O	1145397	Quad Link (QLM6/QLAM6) - Right	1	1
1	E,O	1145398	Quad Link (QLM6/QLAM6) - Left	1	1
	G	1134844	Instruction Sheet, Quad Link	1	1
2	A	1140425	Kit, Quad Link Latch Hardware	1	1
3	B	1140424-NLA	NLA - Kit, Quad Link Screw Fastener Hardware	1	1
4	C	1139416	Kit, ASBA/ADJASBA Quad Link Mounting Hardware	1	1
5			Screw, Phillips Pan Head w/ Patch (#10-32 x 3/4")	1	2
6			Screw, Phillips Pan Head (#10-32 x 1-1/8")	1	2
7			Tie Wrap (11-1/2" L)	1	1
8			Spacer, Joystick Tube, Black	1	1
9			Tube, Joystick Offset (1/2")	1	1
10			Plug Button, Black (7/8")	1	1
5		1105414	Screw, Phillips Pan Head w/ Patch (#10-32 x 3/4")	1	2
11		1139422	Clamp, Height Adjustable Joystick Tube (ARM250)	1	1
12	K	1154076	Kit, Quad Link Mounting Hardware - MPJM6 Joysticks	1	1
21			Tube, Joystick Offset (1/2")	1	1
22			Plug Button, Black (7/8")	1	1
20			Tie Wrap (11-1/2" L)	1	2
19			Screw, Phillips Pan Head (#10-32 x 1-1/8")	1	2
17			Screw, Phillips Pan Head w/Patch (#10-32 x 7/8")	1	2
15			Washer (1/4 x 1/2 x 1/16")	1	1
14			NLA - Screw, Socket Head (1/4-28 x 1-1/2")	1	1
16			Clamp, Joystick, Quad Link, MPJM6 (5/8" Thick Material)	1	1
13			Pin, Threaded (3/8" x 3/4")	1	1
18			Spacer, Joystick Tube, Black	1	1
23			Bracket, Securement, MK6i	1	1
12	F,F1	1152027	Kit, Quad Link Mounting Hardware - PSRM6/PSFM6 Joysticks	1	1
13			Pin, Threaded (3/8" x 3/4")	1	1
14			NLA - Screw, Socket Head (1/4-28 x 1-1/2")	1	1
15			Washer (1/4 x 1/2 x 1/16")	1	1
16			Clamp, Joystick, Quad Link, PSRM6/PSFM6 (1-1/4" Thick Material)	1	1
17			Screw, Phillips Pan Head w/ Patch (#10-32 x 1-5/8")	1	2
18			Spacer, Joystick Tube, Black	1	1
19			Screw, Phillips Pan Head (#10-32 x 1-1/8")	1	2
20			Tie Wrap (11-1/2" L)	1	2
21			Tube, Joystick Offset (1/2")	1	1
22			Plug Button, Black (7/8")	1	1

Quad Link (QLA) and (QLAM6)

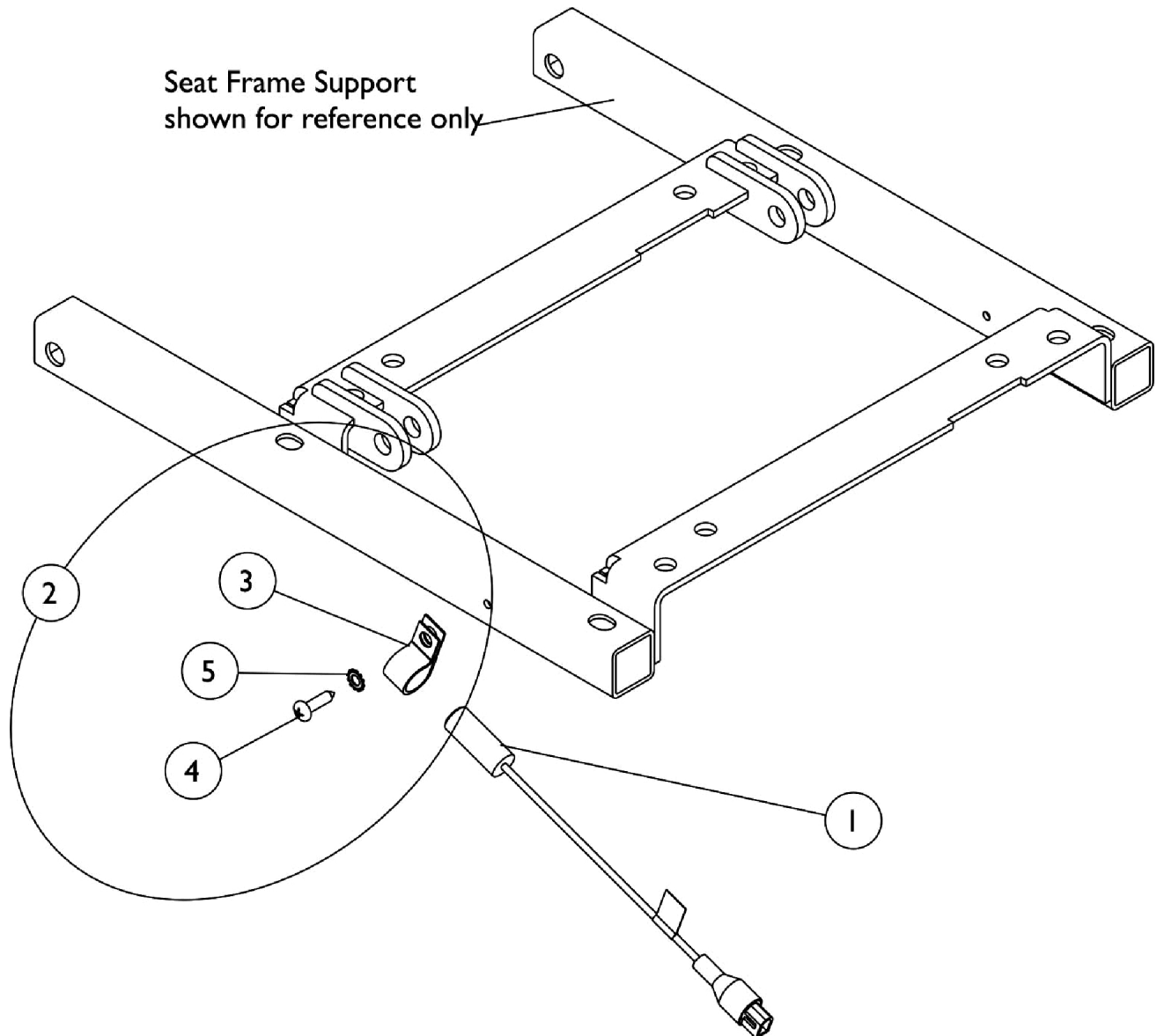
NOTE: Non-Van Style Quad Links work with Cantilever Arms also.

Item Number	Note	Part Number	Description	Quantity Per	
				Package	Assembly
16	K	1153820	Clamp, Joystick, Quad Link, MPJM6 (5/8" Thick Material)	1	1
16	H	1152026	Clamp, Joystick, Quad Link, PSRM6/PSFM6 (1-1/4" Thick Material)	1	1
17	I	1139677	Screw, Phillips Pan Head (#10-32 x 1")	1	2
17	J	1025723	Screw, Phillips Pan Head w/ Patch (#10-32 x 1-5/8")	1	2
17	L	1029157	Screw, Phillips Pan Head w/Patch (#10-32 x 7/8")	1	2
20		98007X005	Tie Wrap (11-1/2" L)	1	2
23	M	1148438	Bracket, Securement, MK6i	1	1
24		1139422	Clamp, Height Adjustable Joystick Tube (ARM250)	1	1
25		1167962	Kit, Quad Link Cable Securement Bracket	1	1
20			Tie Wrap (11-1/2" L)	1	2
23			Bracket, Securement, MK6i	1	1
			Instruction Sheet, Quad Link	1	1

NOTE: A - Latch Kit includes 4 ea. Button Head Cap Screws (#10-32 x 3/8"), 2 ea. Latch Spring Assembly, 4 ea. Phillips Flat C'Sunk Head Screws, 2 ea. Spring Catch Plates, 2 ea. Socket Head Set Screws (10-32 x 3/8")
 B - Screw Fastener Kit includes 4 ea. Socket Head Shoulder Screws (3/8 x 3/8"), 2 ea. Socket Head Cap Screws (1/4-20 x 3/8"), 2 ea. Socket Head Set Screws (1/4-20 x 1/2"), 4 ea. Socket Head Set Screws (#10-32 x 1/8")
 C - Includes items 5-10.
 D - For use with SPJ+ Joysticks.
 E - For use with MPJM6/PSRM6/PSFM6 Joysticks.
 F - Includes items 13-22. Joystick Clamp was revised from 5/8" to 1-1/4" material 10/31/07 to accommodate the MPJM6 and PSFM6/PSRM6 Joystick models.
 F1 - But as of 3/13/08 the 1-1/4" thick Joystick Clamp is no longer used for MPJM6 Joysticks and used exclusively for PSRM6/PSFM6 only. See item 12 pt# 1154076 for "all" MPJM6 Joysticks.
 G - Not Shown
 H - As of 3/13/08 the 1-1/4" thick Joystick Clamp is used exclusively for PSRM6/PSFM6 and no longer used for MPJM6 Joysticks. See item 16 pt# 1153820 Joystick Clamp and item 17 pt # 1029157 Screws for "all" MPJM6 Joysticks.
 I - Before 10/31/07. Used with Joystick Clamp 5/8" thick material.
 J - After 10/30/07. Used with Joystick Clamp 1-1/4" thick material.
 K - As of 3/13/08 a new Quad Link Joystick Clamp and Mounting Hardware was created exclusively for MPJM6 Joysticks and no longer uses the 1-1/4" thick Joystick Clamp. The new Joystick Clamp is backward compatible for "all" MPJM6 Joysticks in the field.
 L - After 3/12/08 used with MPJM6 Quad Joystick Clamp pt # 1153820 only.
 M - Hardware not included. Order (2) of Item 20.
 O - ARM250 Height Adjustable Joystick Tube Clamp comes standard on-chair when a QLA or QLAM6 Quad Link is ordered.

Switch, Drive Lockout Mercury Free (MK6i) For PTO on 3G Storm

As of 7/1/2009, switches are mercury free.

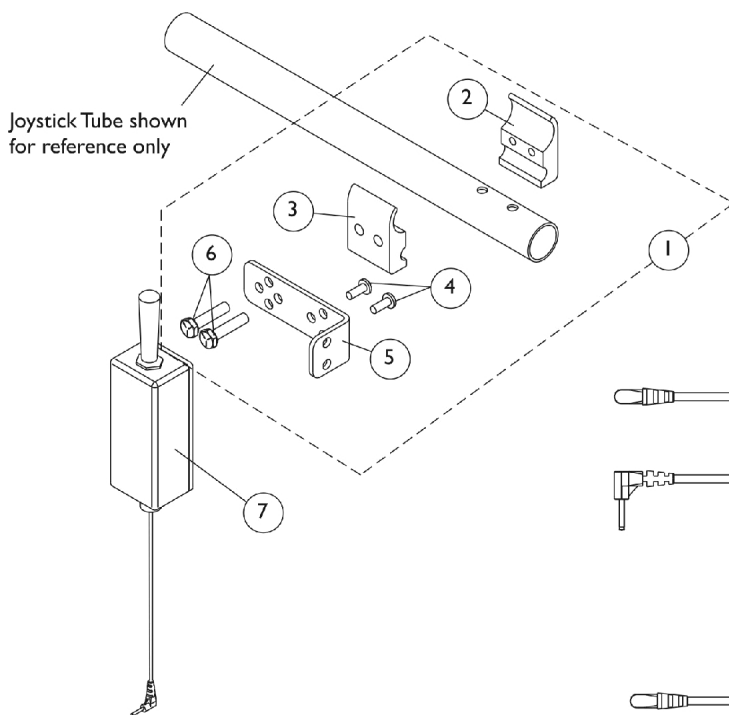


Switch, Drive Lockout Mercury Free (MK6i) For PTO on 3G Storm

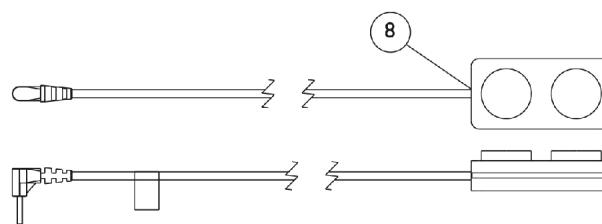
As of 7/1/2009, switches are mercury free.

Item Number	Note	Part Number	Description	Quantity Per	
				Package	Assembly
1	A	1140099	Switch, Drive Lockout Mercury Free Ball (MK6i) (50" L)	1	1
2		1106544-NLA	NLA - Kit, Switch Clip with Mounting Hardware	1	1
3			NLA - Bracket, Cable/Wire Mounting, Black	1	1
4			Screw, Phillips Pan Head Tap (#10-16 x 3/4")	1	1
5			Lockwasher, External Tooth (#10)	1	1
NOTE: A - Includes items 3-5					

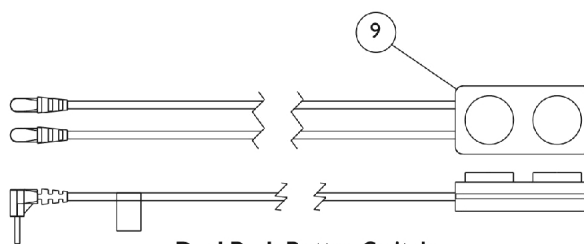
Dual Push Button Switches, Dual Toggle Switch (2SW) & Monoport "Y" Phono Cable (MPY)



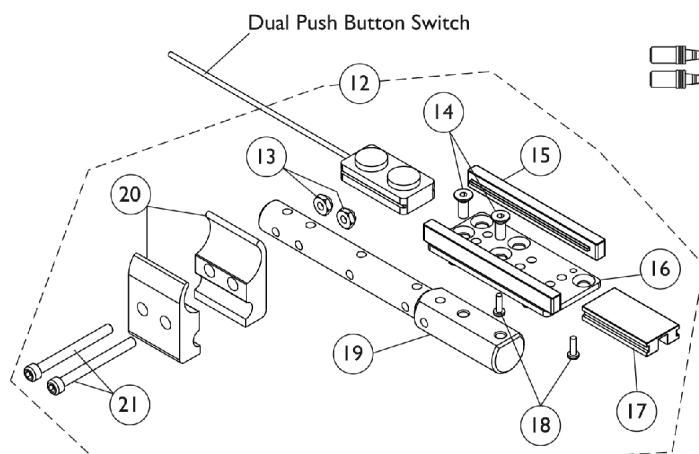
Dual Toggle Switch (2SW)



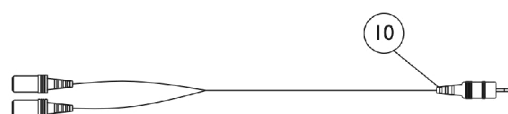
Dual Push Button Switch (2PB)



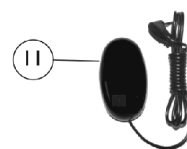
Dual Push Button Switch



**Push Button Switch
Armrest Mounting Hardware**



Monoport "Y" Phono Cable (MPY)

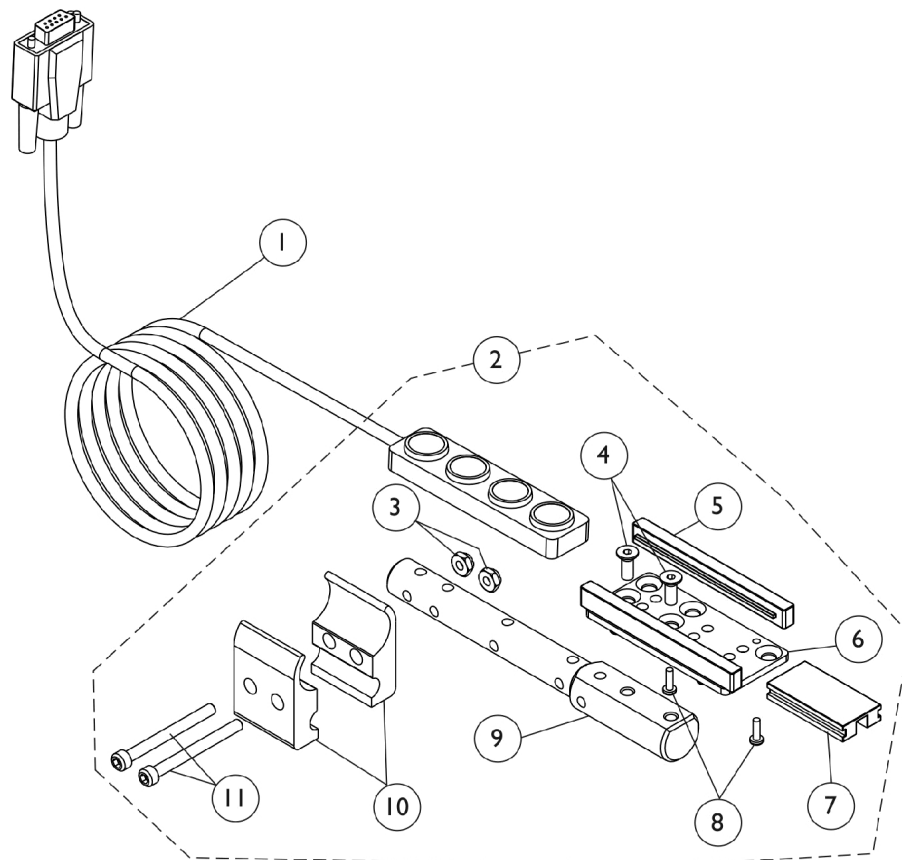


Egg Switch (EGSBLK)

Dual Push Button Switches, Dual Toggle Switch (2SW) & Monoport "Y" Phono Cable (MPY)

Item Number	Note	Part Number	Description	Quantity Per	
				Package	Assembly
1	A	1091496	Kit, Joystick Tube Toggle Switch Mounting Hardware	1	1
2			NLA - Half Clamp, Threaded Holes	1	1
3			Half Clamp, Non-Threaded Holes	1	1
4			Screw, Hex Head w/ Patch (1/4-20 x 1/2")	1	2
5			NLA - Bracket, Toggle Switch Mounting, Black	1	1
6			NLA - Screw, Hex Head (1/4-20 x 1-1/8")	1	2
7	B	1142221	Switch, Dual Function Toggle (2SW)	1	1
8	B,D	1153635	Switch, Push Button Dual	1	1
			Loop, Material	1	1
			Hook, Material	1	1
9	D,E	1157818	Kit, Switch, Dual Push Button (2PB)	1	1
10	C	1140027	Cable, Monoport "Y" Phono (MPY)	1	1
11		1123276	Kit, Switch, Black Egg Reset w/ Hook/Loop Adhesive Back Fastener & Attaching Screws (EGSBLK)	1	1
12	F	1157817	Kit, Push Button Switch Armrest Mounting Hardware (PBMT)	1	1
13			Locknut (#10-32)	1	2
14			Screw, Socket Flat Head (10-32 x 1/2")	1	2
15			Rail, Push Button Slide	1	2
16			Plate, Push Button Mounting	1	1
17			Blank, 2-Position Push Button	1	1
18			NLA - Screw, Phillips Pan Head Tap (4-40 x 3/8")	1	4
19			Bar, Push Button Support	1	1
20			Half Clamp, Non-Threaded Holes	1	2
21			Screw, Socket Head (#10-32 x 2")	1	2
NOTE: A - Includes items 2-6 B - For use in the mode switch port of the MK6i Display, MPJ+, PSFM6 and PSRM6 Joysticks to provide TWO programmable switch functions, (Mono Port 1 and Mono Port 2 of the calibrations menu). Not compatible with SPJ+ Joysticks. C - Monoport "Y" Phono Cable allows adding a second switch (ex. Egg Reset Switch) to the mode switch port of the MK6i Display, MPJ+, PSFM6 and PSRM6 Joysticks. The "Y" Phono Cable can not be used with item #7 or #8 switches D - Includes the Dual Push Button Switch with Hook & Loop Adhesive Back Fastener. E - For use in the switch ports of the MK6 SPJ+ w/ PSS (SPJAP) or MK6i SPJ+ w/ ACC (SPJAPM) Joystick to provide TWO switch functions. F - Kit is sold complete and includes items 13-21. Kit is standard on TDX SPREE with SPJ+ Joystick					

Quad Push Button (QPB) and Mounting Hardware

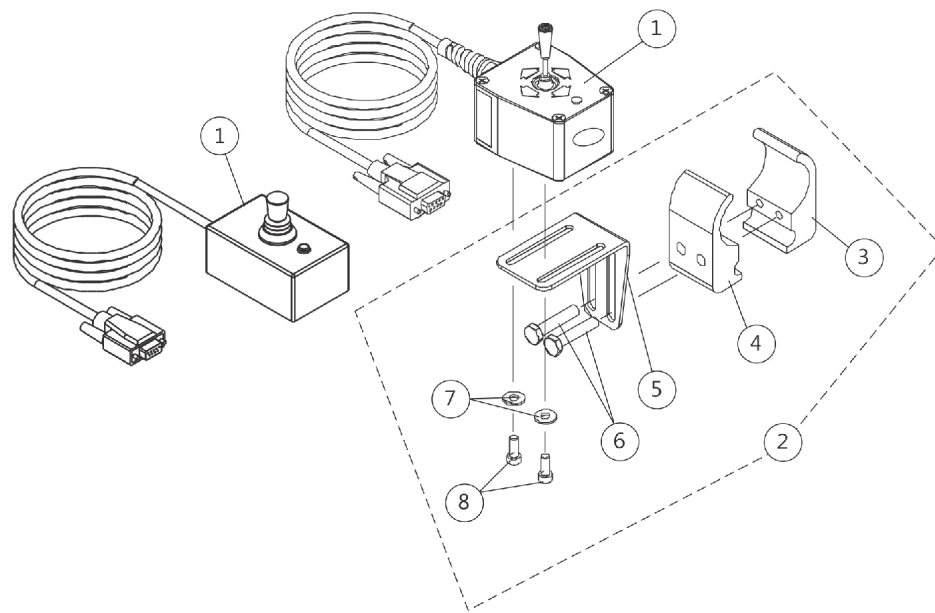


**Push Button Switch
Armrest Mounting Hardware**

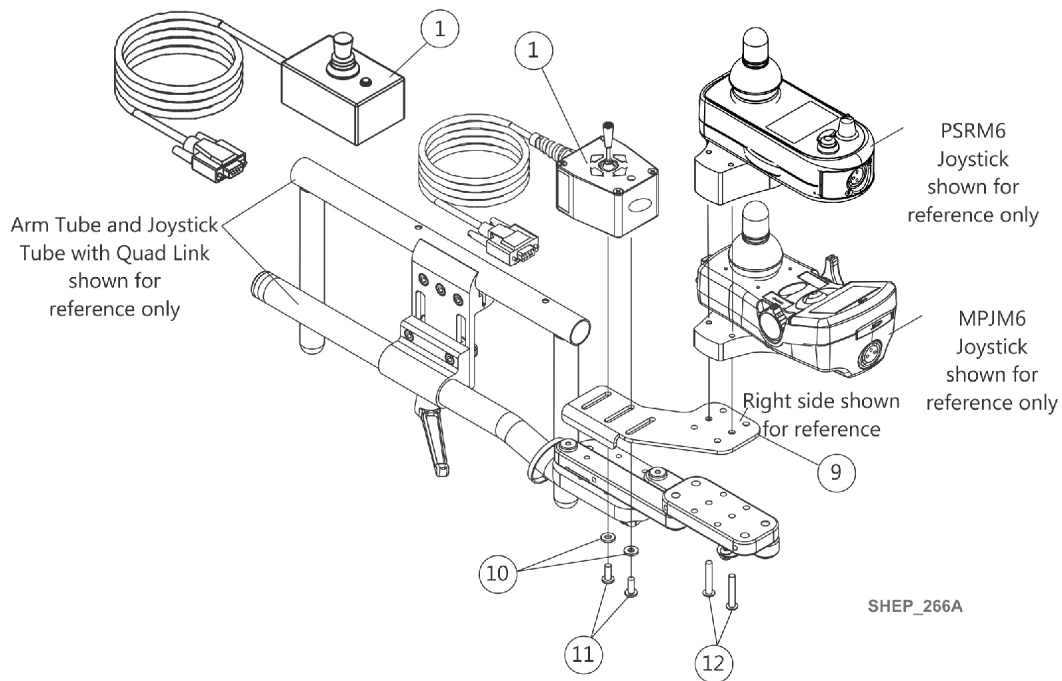
Quad Push Button (QPB) and Mounting Hardware

Item Number	Note	Part Number	Description	Quantity Per	
				Package	Assembly
1	A	1153636	Kit, Switch, Quad Push Button (QPB)	1	1
2	B	1157817	Kit, Push Button Switch Armrest Mounting Hardware (PBMT)	1	1
3			Locknut (#10-32)	1	2
4			Screw, Socket Flat Head (10-32 x 1/2")	1	2
5			Rail, Push Button Slide	1	2
6			Plate, Push Button Mounting	1	1
7			Blank, 2-Position Push Button	1	1
8			NLA - Screw, Phillips Pan Head Tap (4-40 x 3/8")	1	4
9			Bar, Push Button Support	1	1
10			Half Clamp, Non-Threaded Holes	1	2
11			Screw, Socket Head (#10-32 x 2")	1	2
NOTE: A - Includes the Quad Push Button Switch with Hook & Loop Adhesive Back Fastener B - Kit is sold complete and includes items 3-11.					

4-Way Toggle Switch (FWT) and Mounting Hardware



**4-Way Switch
Joystick Tube Mounting Hardware**



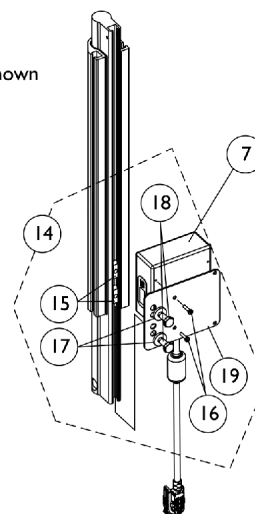
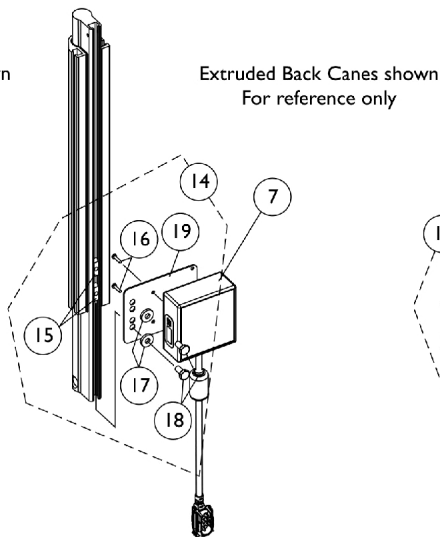
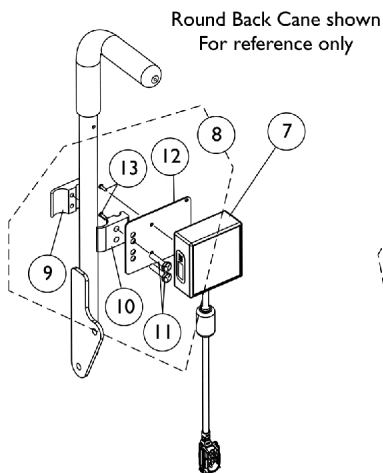
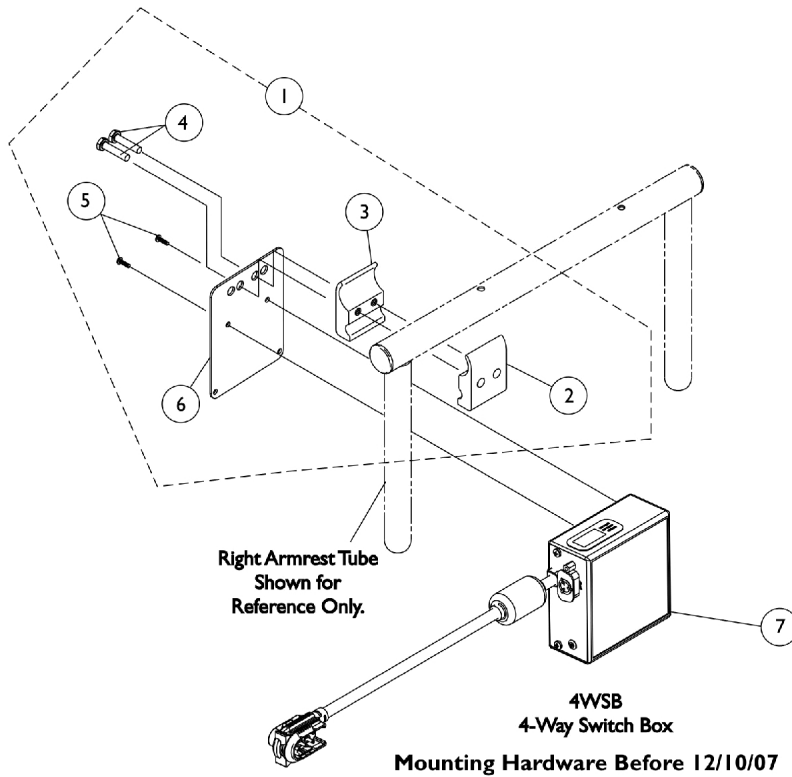
**4-Way Switch
Quad Link Mounting Hardware**

4-Way Toggle Switch (FWT) and Mounting Hardware

Item Number	Note	Part Number	Description	Quantity Per	
				Package	Assembly
1	F	1080116-NLA	NLA - Switch, 4-Way (FWT)	1	1
1		60105577	Kit, Switch, 4-Way (FWT)	1	1
2	A,B	1077519	Kit, 4-Way Switch Joystick Tube Mounting Hardware	1	1
3			NLA - Half Clamp, Threaded Holes	1	1
4			Half Clamp, Non-Threaded Holes	1	1
5			NLA - Bracket, Joystick Mounting, Black	1	1
6			NLA - Screw, Hex Head (1/4-20 x 1-1/8")	1	2
7			Washer (#10 Flat)	1	2
8			Screw, Phillips Pan Head (#10-32 x 1/2")	1	2
9		1145404	Bracket, 4-Way Switch, Black - Right	1	1
9		1145405	Bracket, 4-Way Switch - Left	1	1
10		1059111-NLA	NLA - Washer, Nylon (#10)	1	2
11		1026114	Screw, Phillips Pan Head (#10-32 x 1/2")	1	2
12	C	1025714	Screw, Phillips Pan Head (#10-32 x 1-1/8")	1	2
12	D	1025723	Screw, Phillips Pan Head w/ Patch (#10-32 x 1-5/8")	1	2
NOTE: A - Includes items 3-8. B - As of 5/22/07 the orientation of the Hardware was revised to attach the electronics closer to the chair. The Mounting Hardware Kit is backward compatible. C - Before 10/31/07. The 1-1/8" long screw is used with Joystick Clamp 5/8" thick material. D - After 10/30/07. Joystick Clamp was revised from 5/8" to 1-1/4" material 10/31/07 to accommodate not only the MPJM6 but the PSFM6/PSRM6 Joysticks also. F - Part # 1080116 is No Longer Available. Order item #1 part number 60105577 as a replacement. New design is rectangular in shape. It is recommended to order new Hardware as well.					

4-Way Switch Box (4WSB) and Mounting Hardware

Must use a Four-Way Toggle Switch (FWT) or Quad Push Button (QPB) with a Four-Way Switch Box (4WSB)



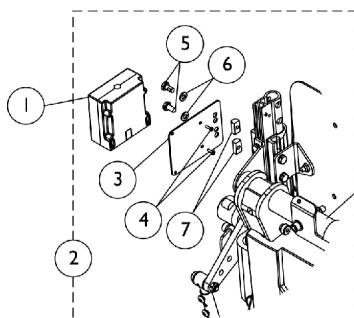
4-Way Switch Box (4WSB) and Mounting Hardware

Must use a Four-Way Toggle Switch (FWT) or Quad Push Button (QPB) with a Four-Way Switch Box (4WSB)

Item Number	Note	Part Number	Description	Quantity Per		
				Package	Assembly	
1	B,A,A1	1049593	Kit, SNP/DI, MK5 SAC, 4WSB, S4WSB, GTAM, AUX12M6, AUX34M6 Mtg. Hdw.	1	1	
2			NLA - Half Clamp, Threaded Holes	1	1	
3			Half Clamp, Non-Threaded Holes	1	1	
4			NLA - Screw, Hex Head (1/4-20 x 1-1/8")	1	2	
5			Screw, Phillips Pan Head (#4-40 x 3/8")	1	2	
6			Plate, Mounting	1	1	
7	C	1140044	Box, 4 Way Switch (4WSB) (63" L)	1	1	
8		1142226	Kit, SNP/DI, 4WSB, S4WSB, GTAM, AUX12M6, AUX34M6, R/L Module Mounting Hardware For Round Back Canes	1	1	
9		NLA - Half Clamp, Threaded Holes	1	1		
10		Half Clamp, Non-Threaded Holes	1	1		
11		NLA - Screw, Hex Head (1/4-20 x 1-1/8")	1	2		
12		Plate, Mounting	1	1		
13		Screw, Phillips Pan Head (#4-40 x 3/8")	1	2		
14		D	1142227	Tie Wrap (5-5/8" L)	1	5
				Kit, SNP/DI, 4WSB, S4WSB, GTAM, AUX12M6, AUX34M6 Mounting Hardware For Extruded Back Canes	1	1
				T-Nut (1/4-20)	1	2
				Screw, Phillips Pan Head (#4-40 x 1/2")	1	2
				Washer (1/4 x 5/8 x 3/32")	1	2
18		NLA - Screw, Hex Head (1/4-20 x 1-1/2")	1	2		
19	Plate, Mounting	1	1			
E	1095503-NLA	Tie Wrap (5-5/8" L)	1	5		
		NLA - Package, Tie Wrap (5-5/8" L)	10	1		
		NOTE: A - Includes items 2-6. As of 5/22/07 the Mounting Plate holes and the orientation of the Hardware was revised to attach the electronics closer to the chair. The Mounting Hardware Kit is backward compatible. A1 - The mounting plate was revised again 12/10/07 by making the plate longer to accommodate relocation of the electronics to the back canes. The mounting plate is backward compatible for using under the armrest tube. B - Before 12/10/07 C - After 12/9/07 and includes items 9-13 and (Cable Ties not shown) D - After 12/9/07 and includes items 15-19 and (Cable Ties not shown) E - Not Shown				

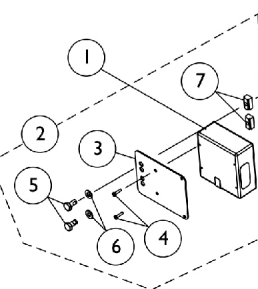
4-Way Switch Box (4WSB) and Multiple Actuator Interface Box (S4WSB) w/ Mounting Hardware CGTR/CGTRE - FDX

Must use a Four-Way Toggle Switch (FWT) or Quad Push Button (QPB) with a Four-Way Switch Box (4WSB). Multiple Actuator Interface Box (S4WSB) allows operation through the driver control.



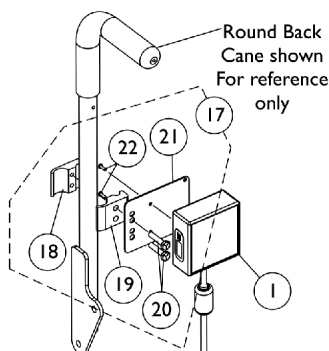
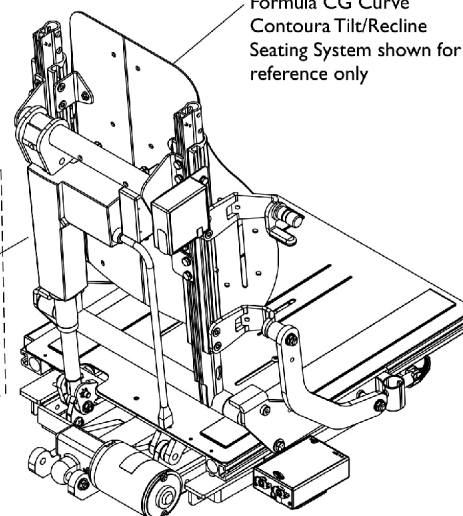
4-Way Switch Box (4WSB) and Multiple Actuator Interface Box (S4WSB) Mounting Hardware For Curve Contoura Tilt/Recline Seating System with Cantilever Arms

Partial view of Formula CG Curve Contoura Tilt/Recline Seating System shown for reference only

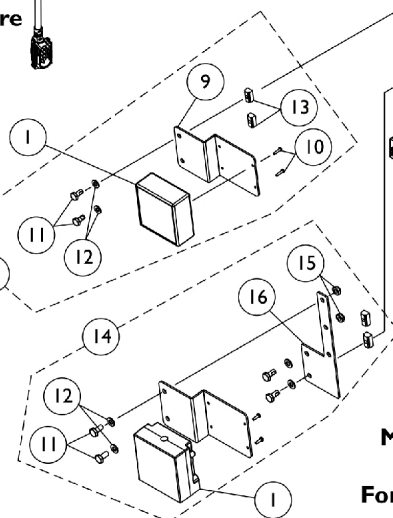


4-Way Switch Box (4WSB) and Multiple Actuator Interface Box (S4WSB) Mounting Hardware For Curve Contoura Tilt/Recline Seating System without Cantilever Arms

Formula CG Curve Contoura Tilt/Recline Seating System shown for reference only

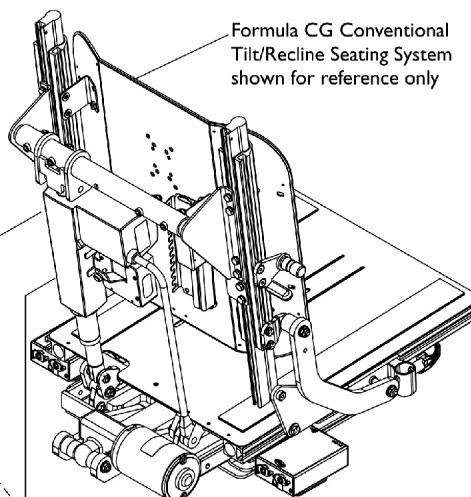


Mounting Hardware For Round Back Canes



4-Way Switch Box (4WSB) and Multiple Actuator Interface Box (S4WSB) Mounting Hardware For Conventional Tilt/Recline Seating System

Formula CG Conventional Tilt/Recline Seating System shown for reference only



4-Way Switch Box (4WSB) and Multiple Actuator Interface Box (S4WSB) w/ Mounting Hardware CGTR/CGTRE - FDX

Must use a Four-Way Toggle Switch (FWT) or Quad Push Button (QPB) with a Four-Way Switch Box (4WSB). Multiple Actuator Interface Box (S4WSB) allows operation through the driver control.

Item Number	Note	Part Number	Description	Quantity Per	
				Package	Assembly
1		1167923-NLA	NLA - 4 Way Switch Box Assembly (4WSB) (26" L)	1	1
1		1167922-NLA	NLA - Multiple Actuator Interface Box Assembly (S4WSB) (26" L)	1	1
2	A,C	1168676	Kit, 4WSB Mounting Hardware, Contoura	1	1
3			Plate, Mounting	1	1
4			Screw, Phillips Pan Head (#4-40 x 1/2")	1	2
5			Screw, Hex Head w/ Patch (1/4-20 x 1/2")	1	2
6			Washer (1/4 x 1/2 x 1/16")	1	2
7			T-Nut (1/4-20)	1	2
8	B	1168677-NLA	Kit, 4WSB Mounting Hardware, Conventional (16" - 17" W)	1	1
9			Bracket, Module, 4WSB, Conventional, Black (16" - 17" W)	1	1
10			Screw, Phillips Pan Head (#4-40 x 1/2")	1	2
11			Screw, Hex Head w/ Patch (1/4-20 x 1/2")	1	2
12			Washer (1/4 x 1/2 x 1/16")	1	2
13			T-Nut (1/4-20)	1	2
8	B	1168678-NLA	Kit, 4WSB Mounting Hardware, Conventional (18" - 19" W)	1	1
9			Bracket, Module, 4WSB, Conventional, Black (18" - 19" W)	1	1
10			Screw, Phillips Pan Head (#4-40 x 1/2")	1	2
11			Screw, Hex Head w/ Patch (1/4-20 x 1/2")	1	2
12			Washer (1/4 x 1/2 x 1/16")	1	2
13			T-Nut (1/4-20)	1	2
8	B	1168679	Kit, 4WSB Mounting Hardware, Conventional (20" - 21" W)	1	1
9			Bracket, Module, 4WSB, Conventional, Black (20" - 21" W)	1	1
10			Screw, Phillips Pan Head (#4-40 x 1/2")	1	2
11			Screw, Hex Head w/ Patch (1/4-20 x 1/2")	1	2
12			Washer (1/4 x 1/2 x 1/16")	1	2
13			T-Nut (1/4-20)	1	2
8	B	1168680	Kit, 4WSB Mounting Hardware, Conventional (22" W)	1	1
9			Bracket, Module, 4WSB, Conventional, Black (22" W)	1	1
10			Screw, Phillips Pan Head (#4-40 x 1/2")	1	2
11			Screw, Hex Head w/ Patch (1/4-20 x 1/2")	1	2
12			Washer (1/4 x 1/2 x 1/16")	1	2
13			T-Nut (1/4-20)	1	2

4-Way Switch Box (4WSB) and Multiple Actuator Interface Box (S4WSB) w/ Mounting Hardware

CGTR/CGTRE - FDX

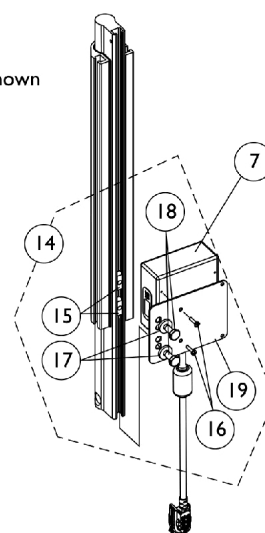
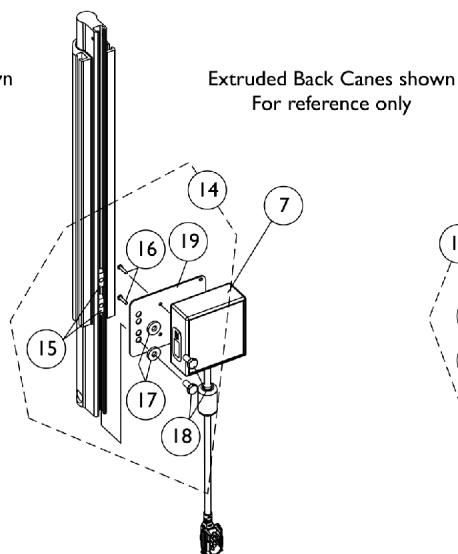
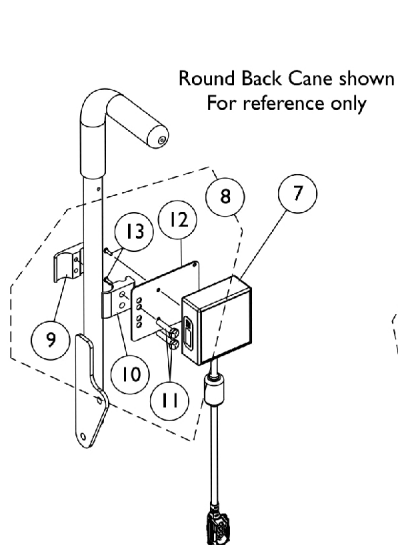
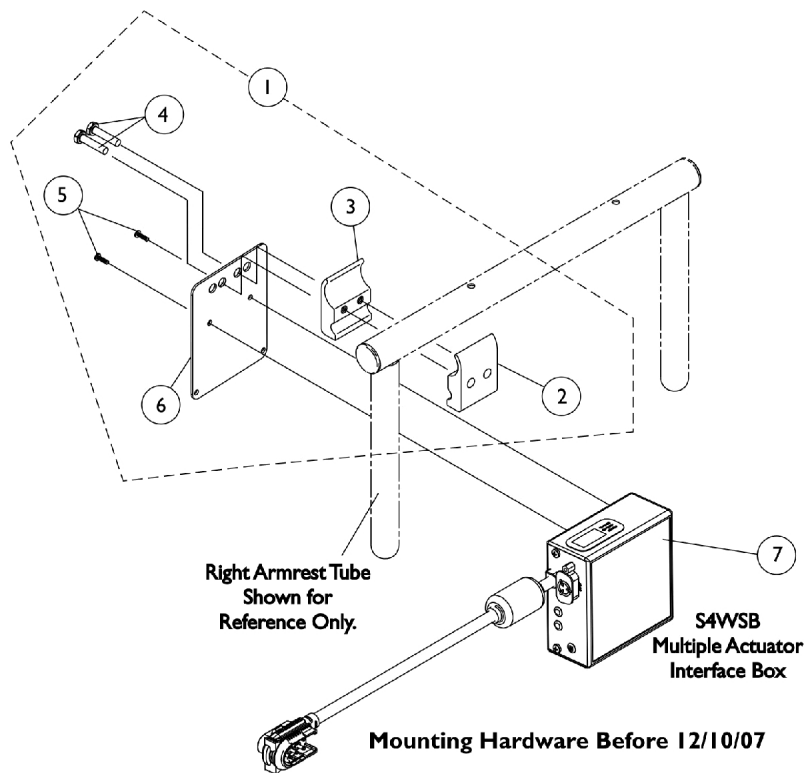
Must use a Four-Way Toggle Switch (FWT) or Quad Push Button (QPB) with a Four-Way Switch Box (4WSB). Multiple Actuator Interface Box (S4WSB) allows operation through the driver control.

Item Number	Note	Part Number	Description	Quantity Per	
				Package	Assembly
14	F	1170695-NLA	NLA - Kit, Adapter Plate and Hardware For Conventional Back w/ Cantilever Arms	1	1
11			Screw, Hex Head w/ Patch (1/4-20 x 1/2")	1	2
12			Washer (1/4 x 1/2 x 1/16")	1	2
15			Locknut (1/4-20)	1	2
16			Plate, Adapter, Black, For Conventional Back w/ Cantilever Arms	1	1
17	D	1142226	Kit, SNP/DI, 4WSB, S4WSB, GTAM, AUX12M6, AUX34M6, R/L Module Mounting Hardware For Round Back Canes	1	1
18			NLA - Half Clamp, Threaded Holes	1	1
19			Half Clamp, Non-Threaded Holes	1	1
20			NLA - Screw, Hex Head (1/4-20 x 1-1/8")	1	2
21			Plate, Mounting	1	1
22			Screw, Phillips Pan Head (#4-40 x 3/8")	1	2
			Tie Wrap (5-5/8" L)	1	5
	E	1095503-NLA	NLA - Package, Tie Wrap (5-5/8" L)	10	1

NOTE: A - Includes items 3-7.
 B - Includes items 9-13. When Cantilever Arms are used with a Conventional Back, item #14 must also be ordered to provide complete mounting hardware.
 C - (4WSB) 4 Way Switch Box and (S4WSB) Module use the same Mounting Hardware. When Cantilever Arms are ordered, the same Module Mounting Hardware is used and positioned in the upper left side of the seating system (as shown).
 D - Includes items 18-22 and (Tie Wraps not shown)
 E - Not Shown
 F - Includes items 11, 12, 15 and 16. When Cantilever Arms are used with a Conventional Back, item #8 in addition to item #14 Hardware is used. Item #14 illustrates how all the hardware lays out when Cantilever Arms are used.

Multiple Actuator Interface Box (S4WSB) and Mounting Hardware

Allows multiple actuator operation through the driver control.



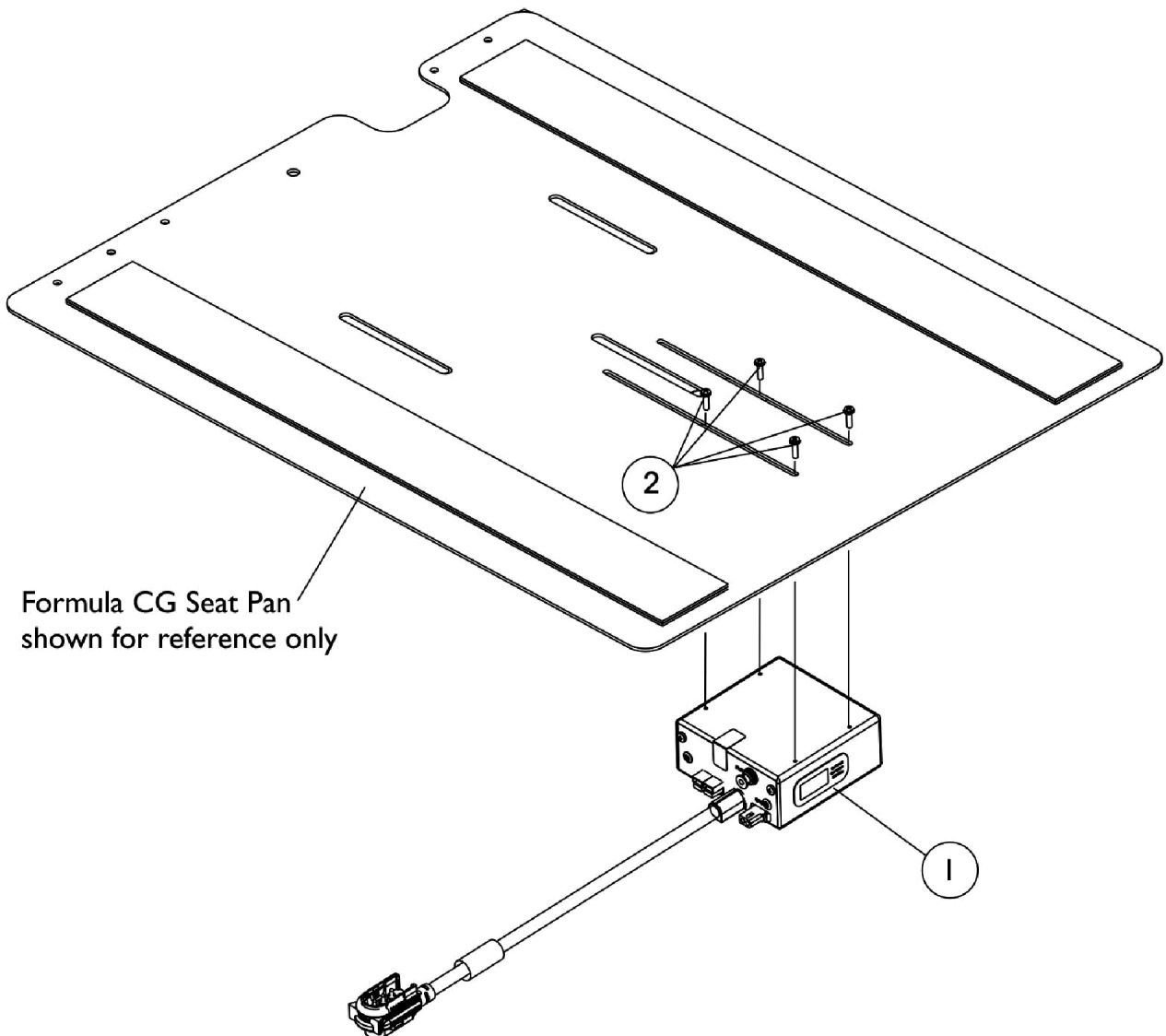
Multiple Actuator Interface Box (S4WSB) and Mounting Hardware

Allows multiple actuator operation through the driver control.

Item Number	Note	Part Number	Description	Quantity Per	
				Package	Assembly
1	A,A1,B	1049593	Kit, SNP/DI, MK5 SAC, 4WSB, S4WSB, GTAM, AUX12M6, AUX34M6 Mtg. Hdw.	1	1
2			NLA - Half Clamp, Threaded Holes	1	1
3			Half Clamp, Non-Threaded Holes	1	1
4			NLA - Screw, Hex Head (1/4-20 x 1-1/8")	1	2
5			Screw, Phillips Pan Head (#4-40 x 3/8")	1	2
6			Plate, Mounting	1	1
7			1136903	Box, Multiple Actuator Interface (S4WSB) (63" L)	1
7		1136903E-NLA	NLA - WARR RPLMT - Box, Multiple Actuator Interface (S4WSB) (63" L)	1	1
8	C	1142226	Kit, SNP/DI, 4WSB, S4WSB, GTAM, AUX12M6, AUX34M6, R/L Module Mounting Hardware For Round Back Canes	1	1
9			NLA - Half Clamp, Threaded Holes	1	1
10			Half Clamp, Non-Threaded Holes	1	1
11			NLA - Screw, Hex Head (1/4-20 x 1-1/8")	1	2
12			Plate, Mounting	1	1
13			Screw, Phillips Pan Head (#4-40 x 3/8")	1	2
			Tie Wrap (5-5/8" L)	1	5
14	D	1142227	Kit, SNP/DI, 4WSB, S4WSB, GTAM, AUX12M6, AUX34M6 Mounting Hardware For Extruded Back Canes	1	1
15			T-Nut (1/4-20)	1	2
16			Screw, Phillips Pan Head (#4-40 x 1/2")	1	2
17			Washer (1/4 x 5/8 x 3/32")	1	2
18			NLA - Screw, Hex Head (1/4-20 x 1-1/2")	1	2
19			Plate, Mounting	1	1
			Tie Wrap (5-5/8" L)	1	5
	E	1095503-NLA	NLA - Package, Tie Wrap (5-5/8" L)	10	1
NOTE: A - Includes items 2-6. As of 5/22/07 the Mounting Plate holes and the orientation of the Hardware was revised to attach the electronics closer to the chair. The Mounting Hardware Kit is backward compatible. A1 - The mounting plate was revised again 12/10/07 by making the plate longer to accommodate relocation of the electronics to the back canes. The mounting plate is backward compatible for using under the armrest tube. B - Before 12/10/07 C - After 12/9/07 and includes items 9-13 and (Cable Ties not shown) D - After 12/9/07 and includes items 15-19 and (Cable Ties not shown) E - Not Shown					

Elevate Integrated Actuator Module (EIAM)

3G Storm w/ GB TT Motors & Formula CG Elevate



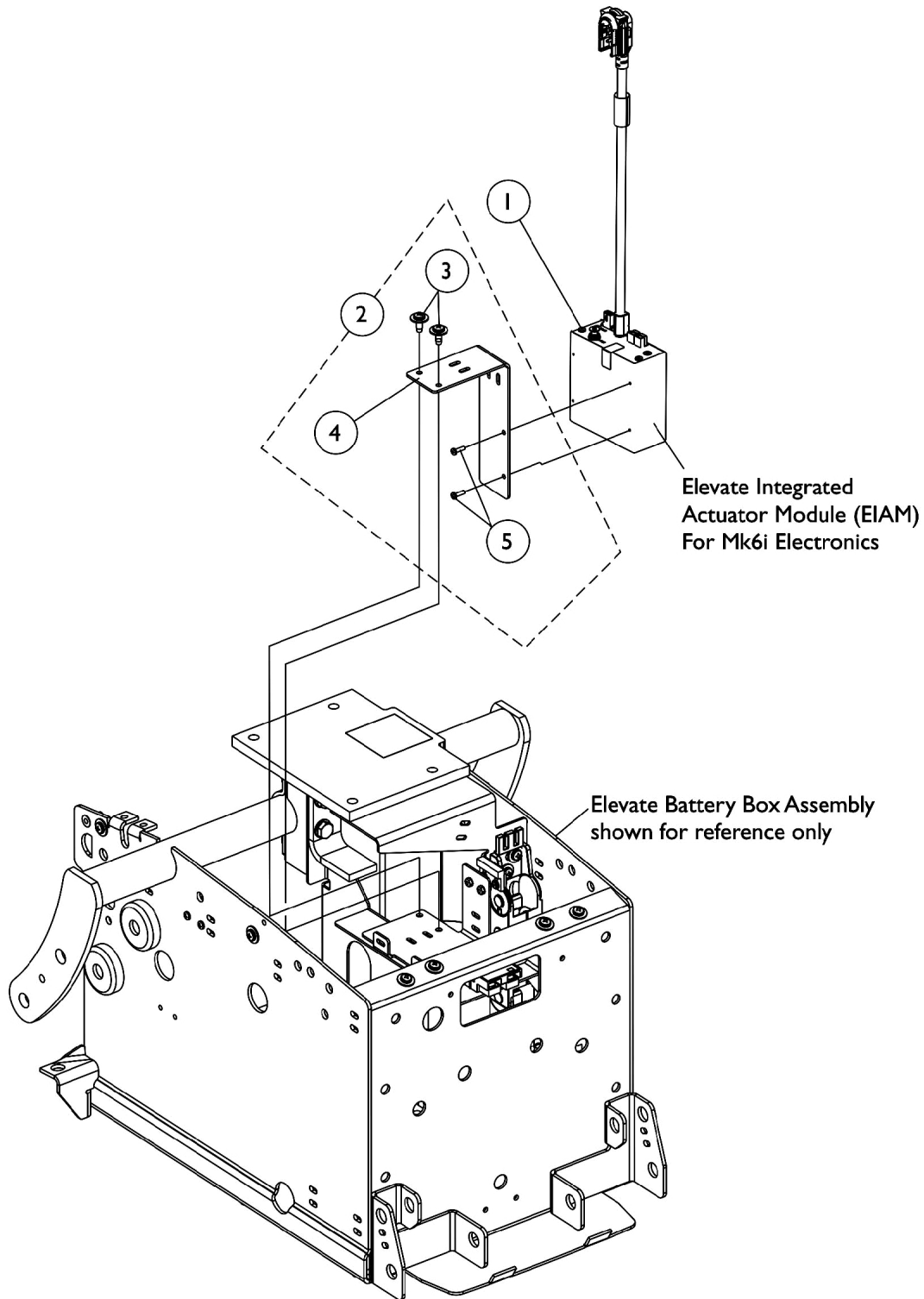
Elevate Integrated Actuator Module (EIAM)

3G Storm w/ GB TT Motors & Formula CG Elevate

Item Number	Note	Part Number	Description	Quantity Per	
				Package	Assembly
1		1140036	Module, Elevate Integrated Actuator (EIAM) - MK6i (54" L)	1	1
2		1052041	Screw, Phillips Pan Head (#4-40 x 3/8")	1	4

Elevate Integrated Actuator Module (EIAM)

For TDX with Formula Elevate

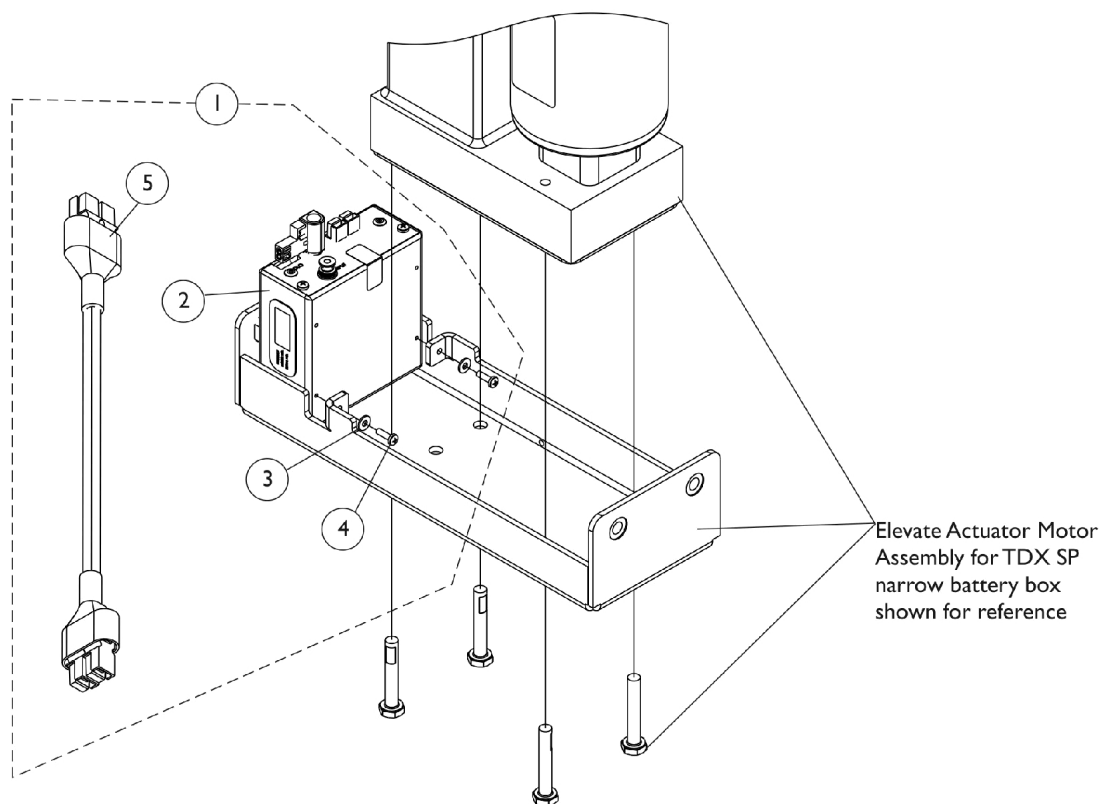


Elevate Integrated Actuator Module (EIAM) For TDX with Formula Elevate

Item Number	Note	Part Number	Description	Quantity Per	
				Package	Assembly
1	A	1140036	Module, Elevate Integrated Actuator (EIAM) - MK6i (54" L)	1	1
2		1125685-NLA	NLA - Kit, MK5 SAC-E/ MK6i EIAM Mounting Hardware	1	1
3			Screw, Phillips Pan Head Tap (#10-32 x 1/2")	1	2
4			NLA - Bracket, Mounting, Black	1	1
5			NLA - Stud Plate, Quad Link	1	2
NOTE: A - Includes items 3-5					

Elevate Integrated Actuator Module (EIAM)

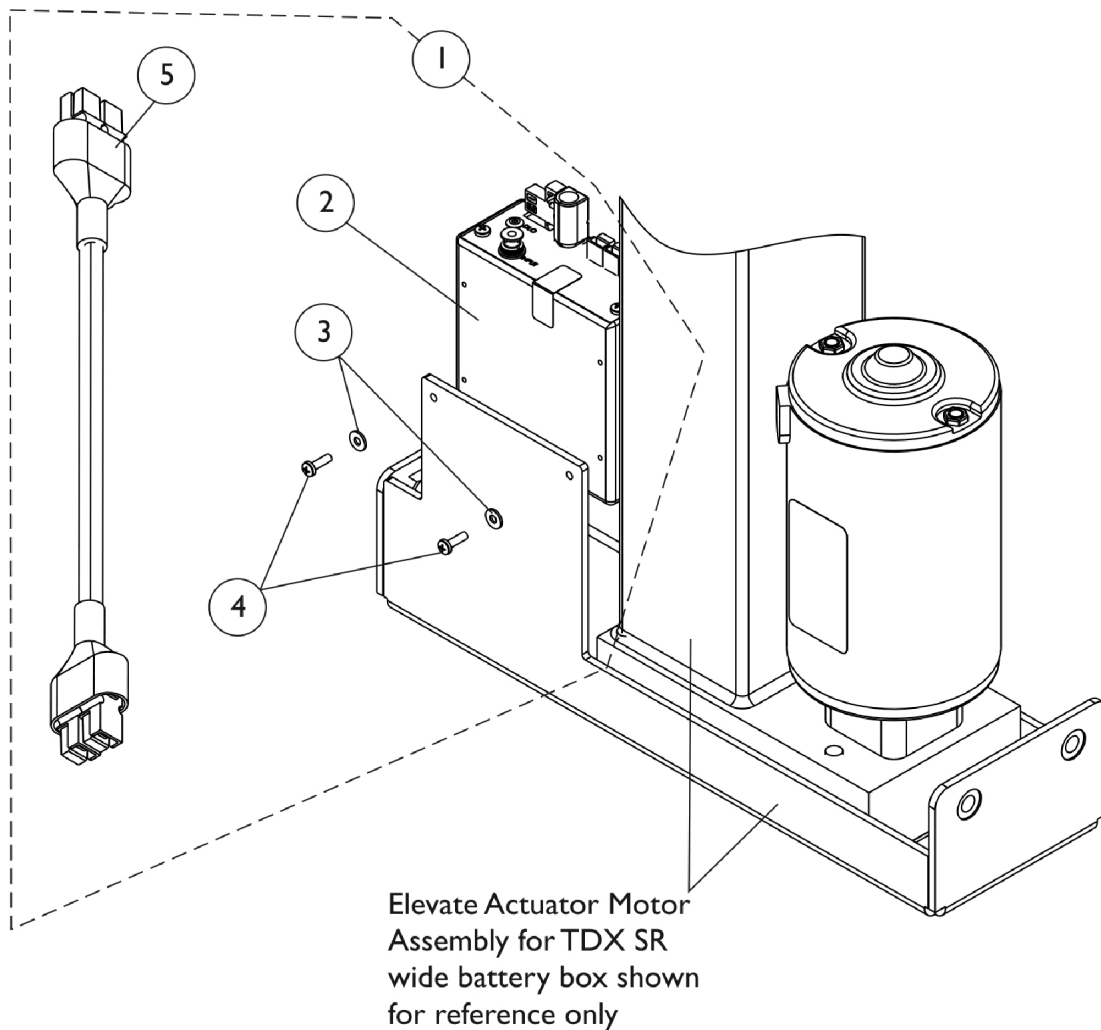
TDX SP/SP-GT (Narrow Battery Box) w/ Formula CGE & MPCTMT Power Elevating Legrest



Item Number	Note	Part Number	Description	Quantity Per	
				Package	Assembly
1	A	1149786	Kit, MK6i EIAM with Mounting Hardware	1	1
2			Module, Elevate Integrated Actuator (EIAM) - MK6i (54" L)	1	1
3			NLA - Washer, Plain (1/8 x 5/16 x 1/32")	1	2
4			NLA - Screw, Phillips Pan Head (#4-40 x 3/8")	1	2
5			Cable, Actuator Jumper Adapter (MK6i)	1	1
3		1011011-NLA	NLA - Washer, Plain (1/8 x 5/16 x 1/32")	1	2
4		1027704-NLA	NLA - Screw, Phillips Pan Head (#4-40 x 3/8")	1	2
5		1145414	Cable, Actuator Jumper Adapter (MK6i)	1	1

NOTE: A - Includes items 2-5

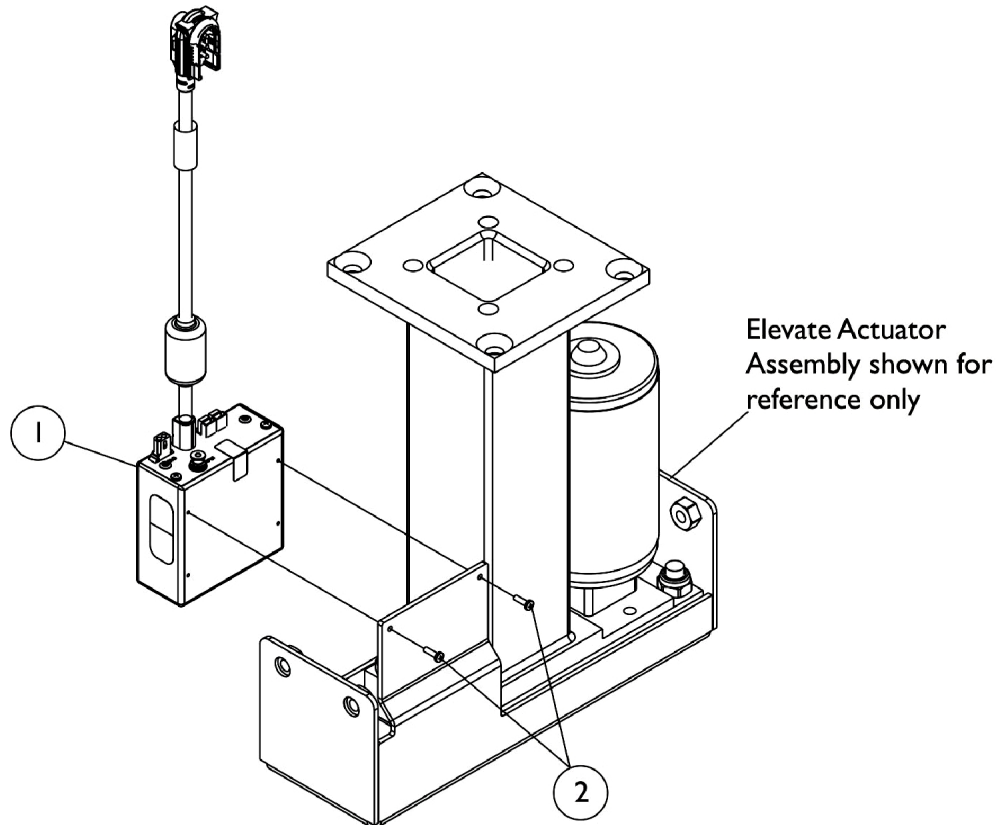
Elevate Integrated Actuator Module (EIAM) For TDX SR with Formula CGE



Item Number	Note	Part Number	Description	Quantity Per	
				Package	Assembly
1	A	1149786	Kit, MK6i EIAM with Mounting Hardware	1	1
2			Module, Elevate Integrated Actuator (EIAM) - MK6i (54" L)	1	1
3			NLA - Washer, Plain (1/8 x 5/16 x 1/32")	1	2
4			NLA - Screw, Phillips Pan Head (#4-40 x 3/8")	1	2
5			Cable, Actuator Jumper Adapter (MK6i)	1	1
3		1011011-NLA	NLA - Washer, Plain (1/8 x 5/16 x 1/32")	1	2
4		1027704-NLA	NLA - Screw, Phillips Pan Head (#4-40 x 3/8")	1	2
5		1145414	Cable, Actuator Jumper Adapter (MK6i)	1	1

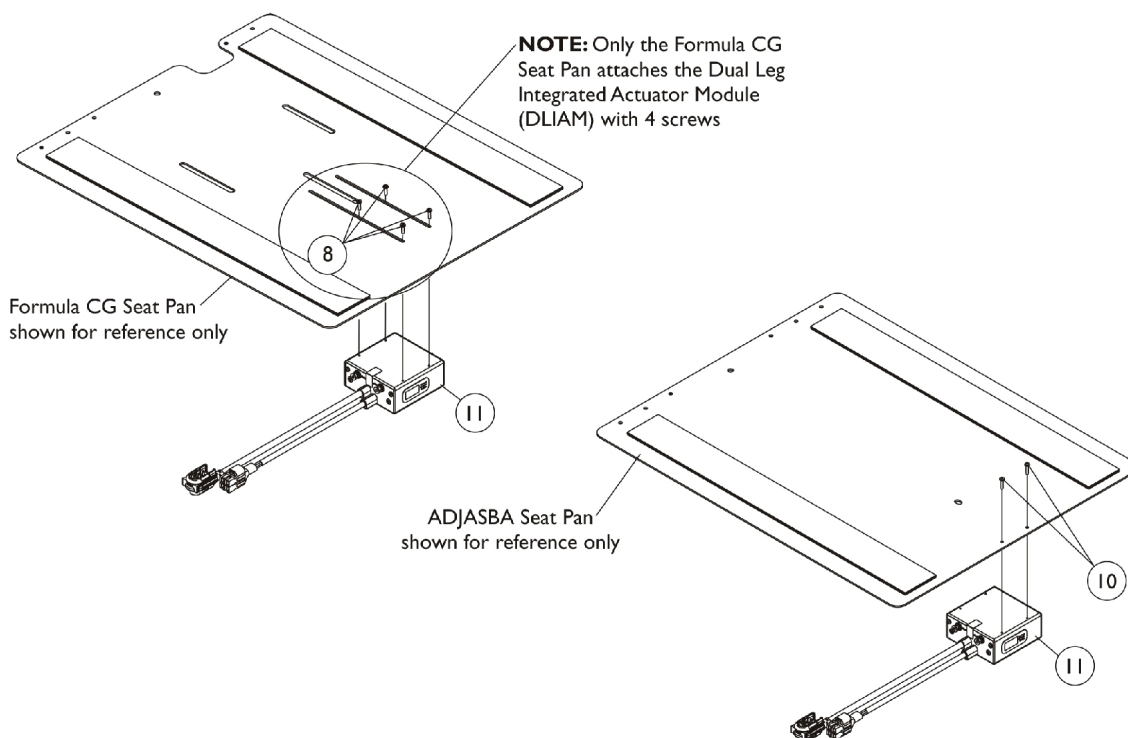
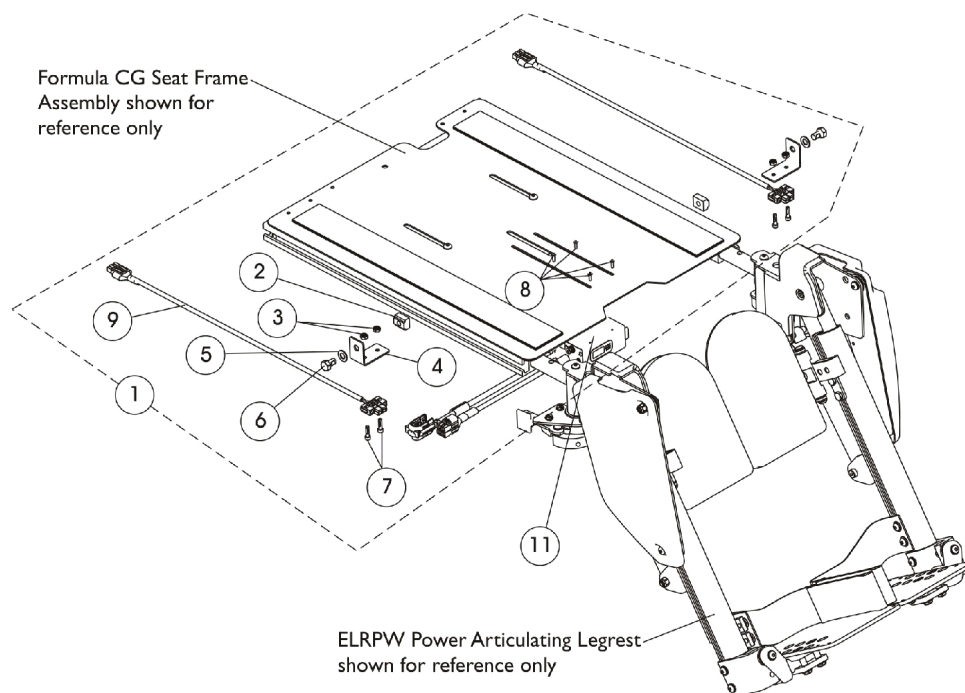
NOTE: A - Includes items 2-5

Elevate Integrated Actuator Module (EIAM) FDX w/ Formula CGE/CGTE/CGTRE



Item Number	Note	Part Number	Description	Quantity Per	
				Package	Assembly
1		1167916	Module, Elevate Integrated Actuator (EIAM) - MK6i (42" L)	1	1
2		1052041	Screw, Phillips Pan Head (#4-40 x 3/8")	1	2

Dual Legs Integrated Actuator Module (DLIAM) MK6i & Legrest Harnesses For ELRPW Front Riggings

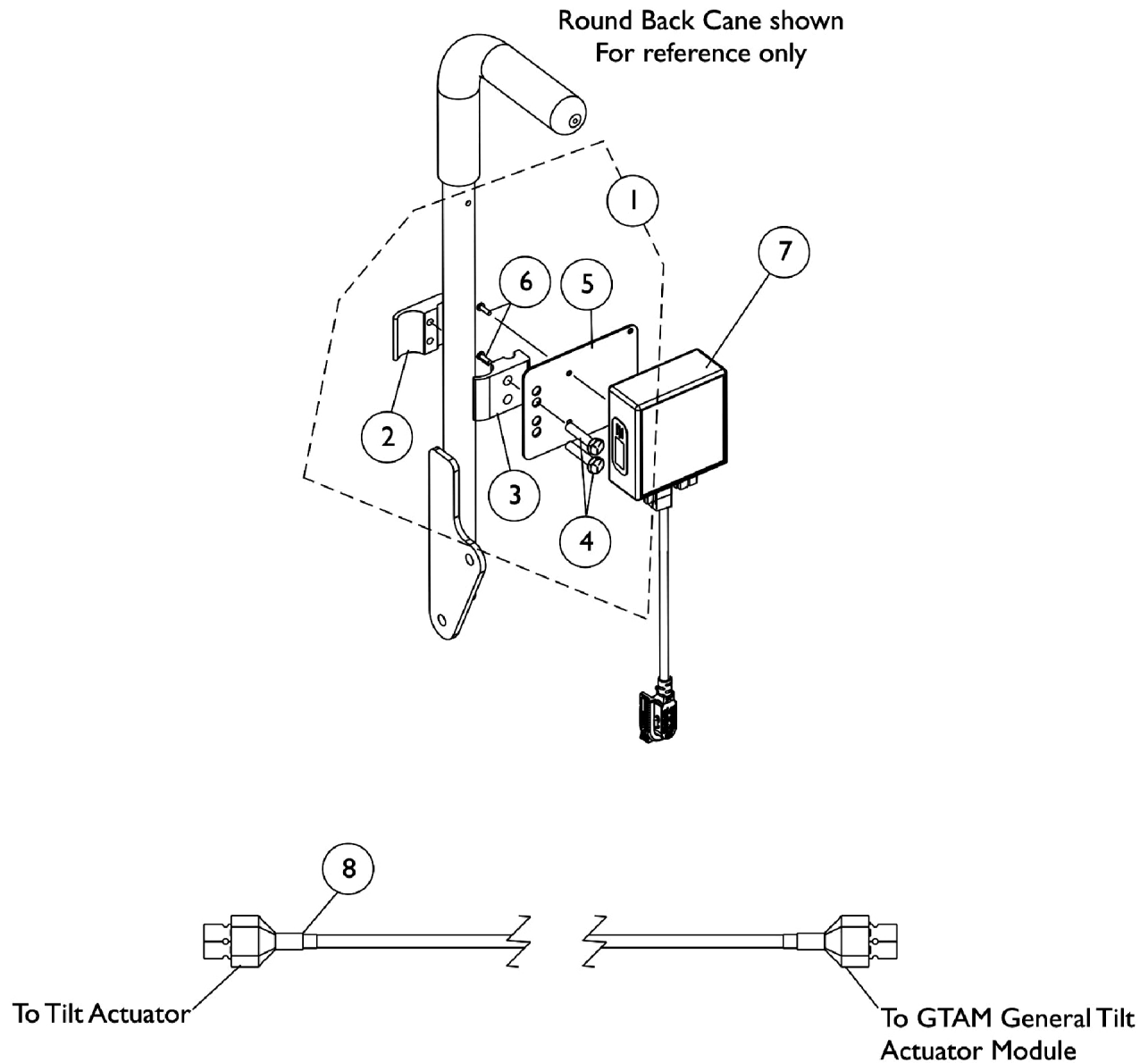


Dual Legs Integrated Actuator Module (DLIAM) MK6i & Legrest Harnesses For ELRPW Front Riggings

Item Number	Note	Part Number	Description	Quantity Per	
				Package	Assembly
1	C	1144585	Kit, ELRPW Power Articulating Legrest Harnesses and Mtg. Hdw. For Formula CG (Pair)	1	1
2			T-Nut (5/16-18)	1	2
3			Locknut (#8-32)	1	4
4			NLA - Bracket, Wire Harness, Black	1	2
5			Washer, Flat (5/16 x 5/8 x 1/16")	1	2
6			NLA - Screw, Hex Head w/ Patch (5/16-18 x 1/2")	1	2
7			NLA - Screw, Socket Head (#8-32 x 5/8")	1	4
8			Screw, Phillips Pan Head (#4-40 x 3/8")	1	4
9			Harness, ELRPW Power Legrest - Right	1	1
9			Harness, ELRPW Power Legrest - Left	1	1
8		1052041	Screw, Phillips Pan Head (#4-40 x 3/8")	1	4
10		1021742	Screw, Phillips Pan Head (#4-40 x 1/2")	1	2
11	A,B	1140032	Module, Dual Legs Integrated Actuator (DLIAM) - MK6i (54" L)	1	1
NOTE: A - The Dual Legs Integrated Actuator Module is attached to a 12"-16" wide ADJASBA (NON-Formula CG Seating System) seat pan in the same way when ELRPW Front Riggings are ordered with MK6i electronics B - On 2/28/07 the Dual Leg Actuator Module (DLIAM) harness cable lengthened from approximately 3" to 20" long to eliminate the need for the ELRPW Power Legrest Harness Assemblies that attached between the DLIAM box and the ELRPW Power Legrest actuators. C - The ELRPW Power Articulating Legrest Harnesses and Mounting Hardware Kit is also used on Formula TRE Powered Seating when MK6i electronics were introduced 10/09/06					

General Tilt Actuator Module (GTAM)

For TDX with Formula Invisible Super Low Tilt

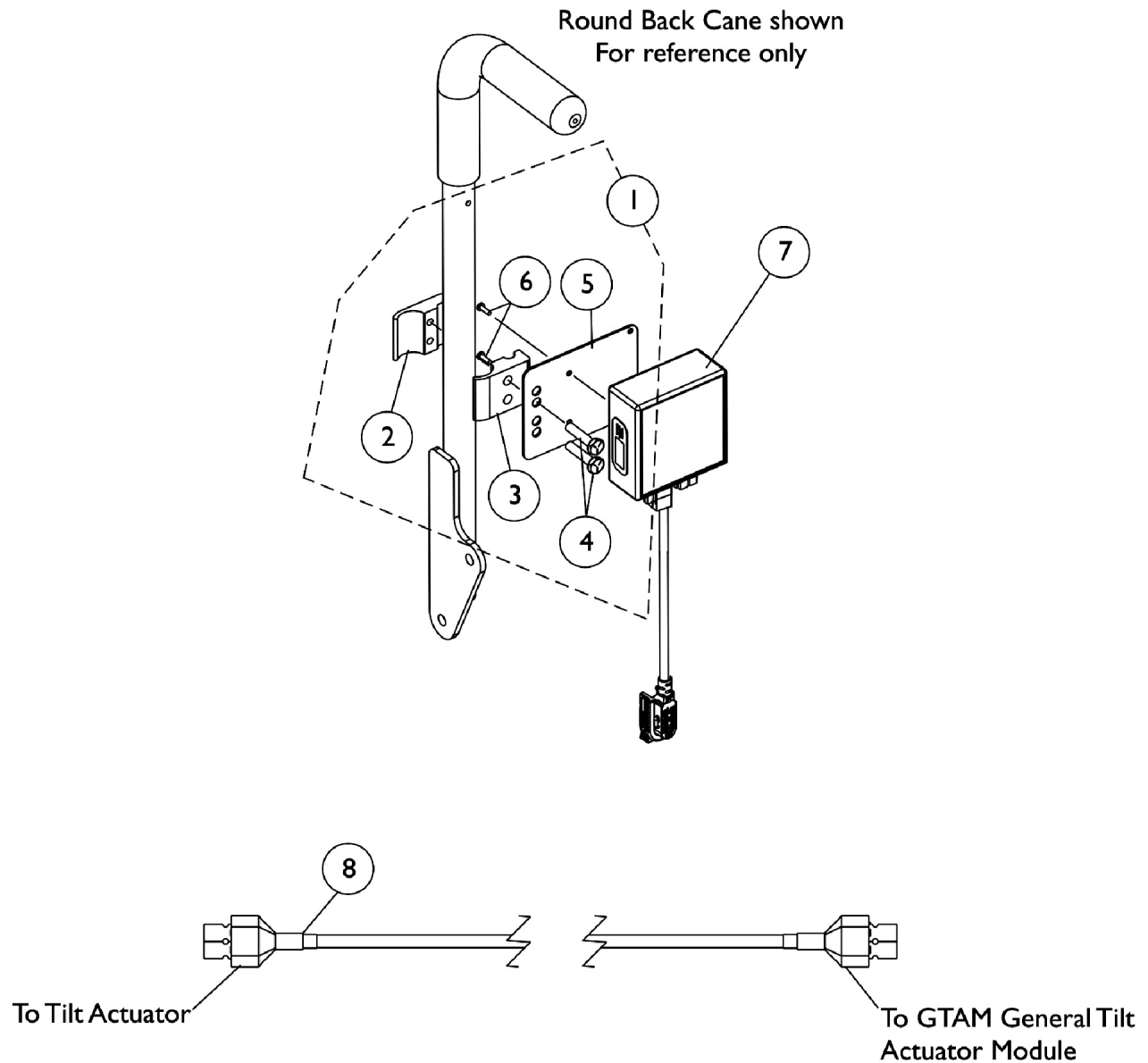


General Tilt Actuator Module (GTAM) For TDX with Formula Invisible Super Low Tilt

Item Number	Note	Part Number	Description	Quantity Per	
				Package	Assembly
1	A	1142226	Kit, SNP/DI, 4WSB, S4WSB, GTAM, AUX12M6, AUX34M6, R/L Module Mounting Hardware For Round Back Canes	1	1
2			NLA - Half Clamp, Threaded Holes	1	1
3			Half Clamp, Non-Threaded Holes	1	1
4			NLA - Screw, Hex Head (1/4-20 x 1-1/8")	1	2
5			Plate, Mounting	1	1
6			Screw, Phillips Pan Head (#4-40 x 3/8")	1	2
			Tie Wrap (5-5/8" L)	1	5
7	B	1140037	Module, General Tilt Actuator (GTAM) - MK6i (54" L)	1	1
8		1142224-NLA	NLA - Harness, Actuator Extension	1	1
NOTE: A - Includes items 2-6 and (Cable Ties not shown) B - The General Tilt Actuator Module (GTAM) is used when a MK6i GB TT Controller is selected for a Formula Invisible Super Low Tilt System. Item 8 Actuator Extension Harness is required also.					

General Tilt Actuator Module (GTAM)

3G Storm w/ GB TT Motors & Formula (CGT) (After 12/9/07)

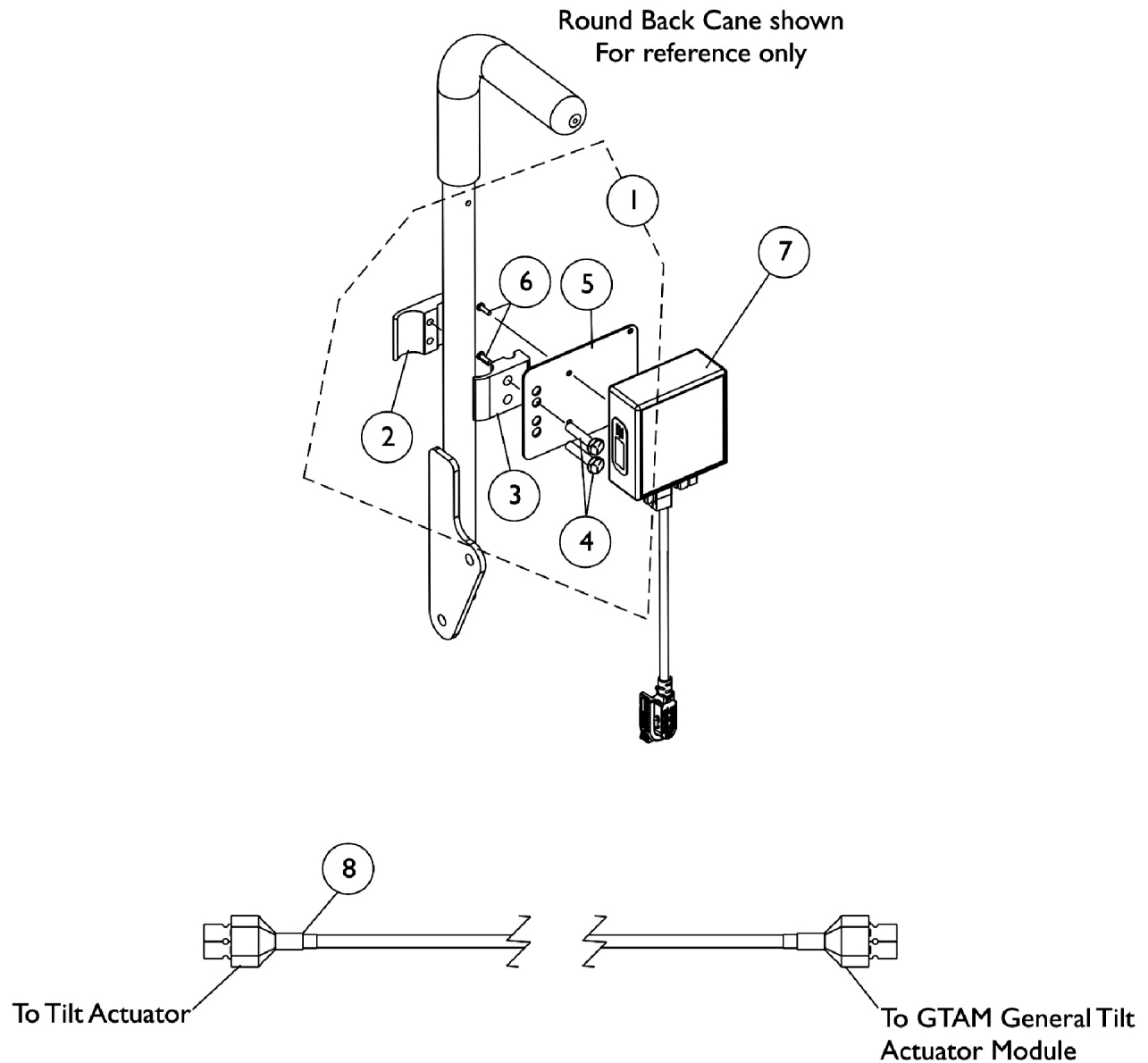


General Tilt Actuator Module (GTAM)

3G Storm w/ GB TT Motors & Formula (CGT) (After 12/9/07)

Item Number	Note	Part Number	Description	Quantity Per	
				Package	Assembly
1	A	1142226	Kit, SNP/DI, 4WSB, S4WSB, GTAM, AUX12M6, AUX34M6, R/L Module Mounting Hardware For Round Back Canes	1	1
2			NLA - Half Clamp, Threaded Holes	1	1
3			Half Clamp, Non-Threaded Holes	1	1
4			NLA - Screw, Hex Head (1/4-20 x 1-1/8")	1	2
5			Plate, Mounting	1	1
6			Screw, Phillips Pan Head (#4-40 x 3/8")	1	2
			Tie Wrap (5-5/8" L)	1	5
7	B	1140037	Module, General Tilt Actuator (GTAM) - MK6i (54" L)	1	1
8		1101400	Harness, ELRPW Power Legrest - Right	1	1
	C	1095503-NLA	NLA - Package, Tie Wrap (5-5/8" L)	10	1
NOTE: A - Includes items 2-6 and (Cable Ties not shown). B - The General Tilt Actuator Module (GTAM) is used when a MK6i GB TT Controller is selected for a Formula (CGT) System with a Conventional Tilt Actuator Motor. Item #8 ELRPW Power Legrest Harness - Right is used to connect the GTAM to the Tilt Actuator Motor C - Not Shown					

General Tilt Actuator Module (GTAM) TDX SP w/ 4-Pole Motors & Formula (CGT/CGTE)

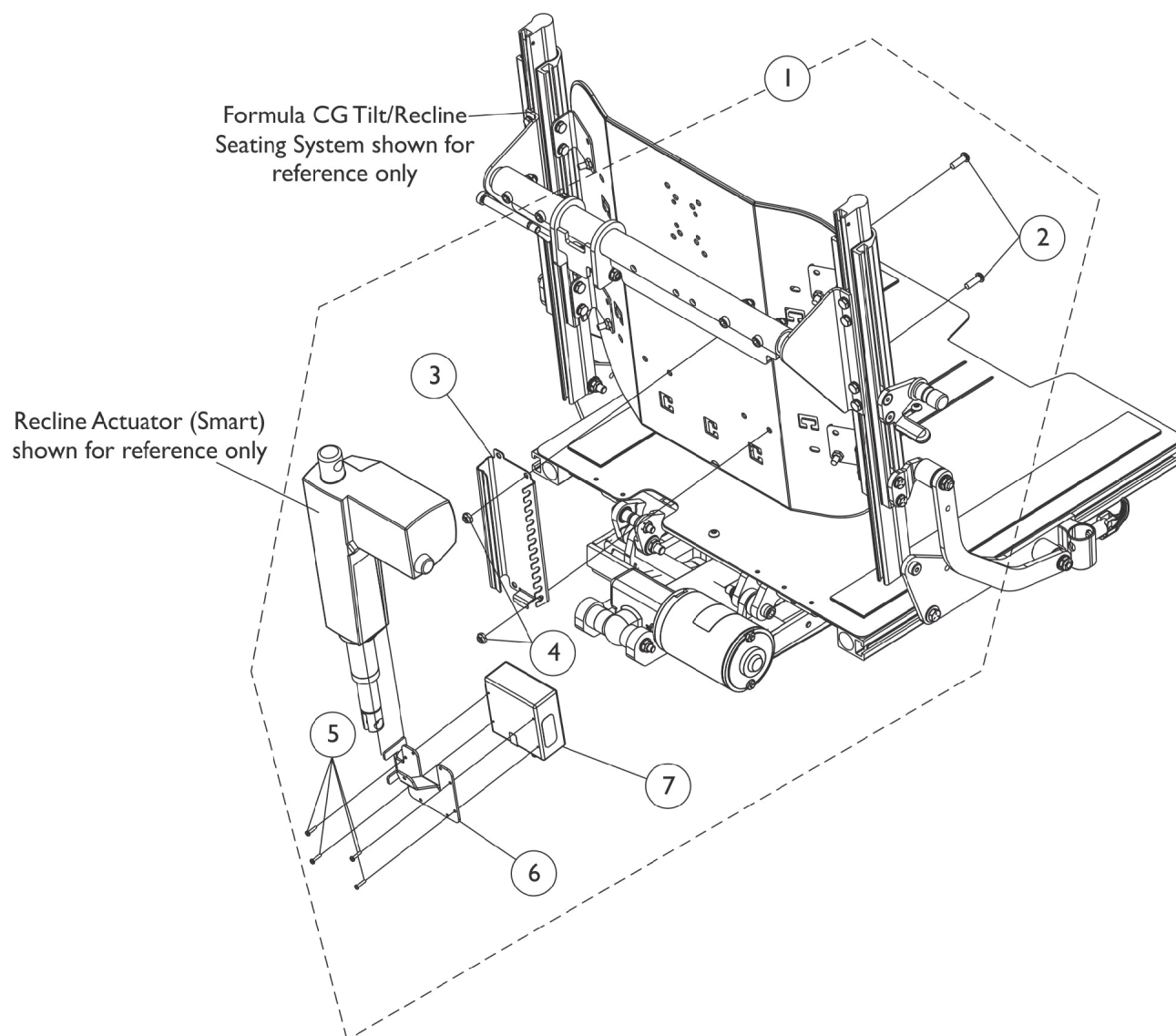


General Tilt Actuator Module (GTAM) TDX SP w/ 4-Pole Motors & Formula (CGT/CGTE)

Item Number	Note	Part Number	Description	Quantity Per	
				Package	Assembly
1	A	1142226	Kit, SNP/DI, 4WSB, S4WSB, GTAM, AUX12M6, AUX34M6, R/L Module Mounting Hardware For Round Back Canes	1	1
2			NLA - Half Clamp, Threaded Holes	1	1
3			Half Clamp, Non-Threaded Holes	1	1
4			NLA - Screw, Hex Head (1/4-20 x 1-1/8")	1	2
5			Plate, Mounting	1	1
6			Screw, Phillips Pan Head (#4-40 x 3/8")	1	2
			Tie Wrap (5-5/8" L)	1	5
7	B	1140037	Module, General Tilt Actuator (GTAM) - MK6i (54" L)	1	1
8		1101400	Harness, ELRPW Power Legrest - Right	1	1
	C	1095503-NLA	NLA - Package, Tie Wrap (5-5/8" L)	10	1
NOTE: A - Includes items 2-6 and (Cable Ties not shown). B - The General Tilt Actuator Module (GTAM) is used with a TDX SP w/ 4-Pole Motors and Formula (CGT/CGTE) System with a Conventional Tilt Actuator Motor. Item #8 ELRPW Power Legrest Harness - Right is used to connect the GTAM to the Tilt Actuator Motor C - Not Shown					

Recline Integrated Actuator Module (RIAM) and Mounting Hardware

TDX SP/SP-GT/SR/3G Storm w/ Formula (CGR/CGTR) & Smart Actuator Motors



Mk6i Recline Integrated Actuator Module (RIAM) and Mounting Hardware

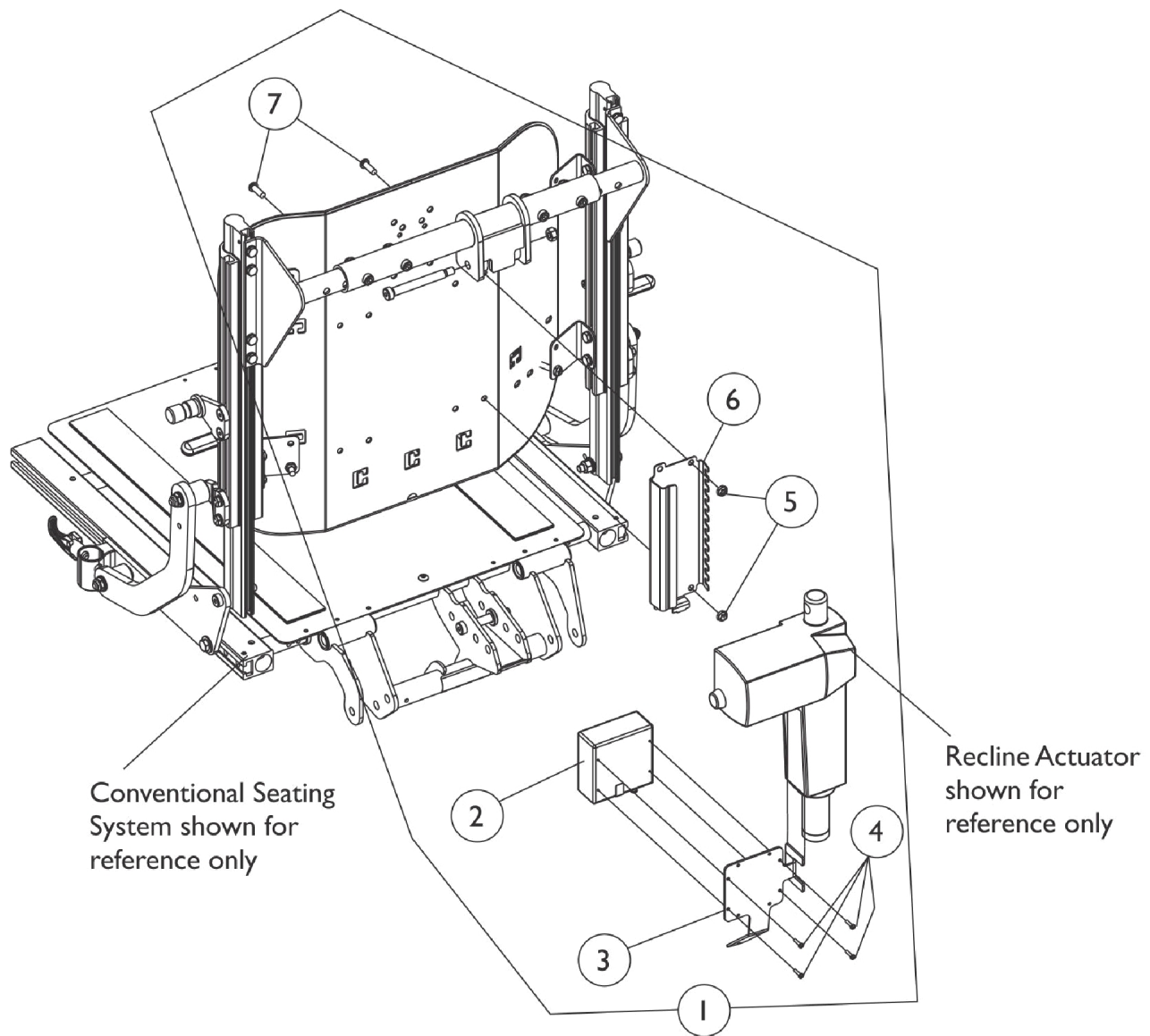
NOTE: Mounting Hardware used for Conventional and Contoura Seating

Recline Integrated Actuator Module (RIAM) and Mounting Hardware

TDX SP/SP-GT/SR/3G Storm w/ Formula (CGR/CGTR) & Smart Actuator Motors

Item Number	Note	Part Number	Description	Quantity Per	
				Package	Assembly
1	A	1152536	Kit, MK6i Recline Integrated Actuator Module (RIAM) and Mtg. Hdwr.	1	1
2			Screw, Socket Button (1/4-20 x 3/4")	1	2
3			Bracket, MK6i Connector, Black	1	1
4			Locknut (1/4-20)	1	2
5			Screw, Phillips Pan Head (#4-40 x 1/2")	1	4
6			Bracket, MK6i Actuator Module, Black	1	1
7			Module, Recline Integrated Actuator (RIAM) - MK6i (36" L)	1	1
3		1160374	Bracket, MK6i Connector, Black	1	1
7		1140034	Module, Recline Integrated Actuator (RIAM) - MK6i (36" L)	1	1
NOTE: A - Includes items 2-7					

Recline Integrated Actuator Module (RIAM) For Formula Recline and Tilt/Recline - TDX 3, 3 SE, 4 & 5



MK6i Recline Integrated Actuator Module (RIAM) and Mounting Hardware.

NOTE: Mounting Hardware used for Conventional and Contoura Seating

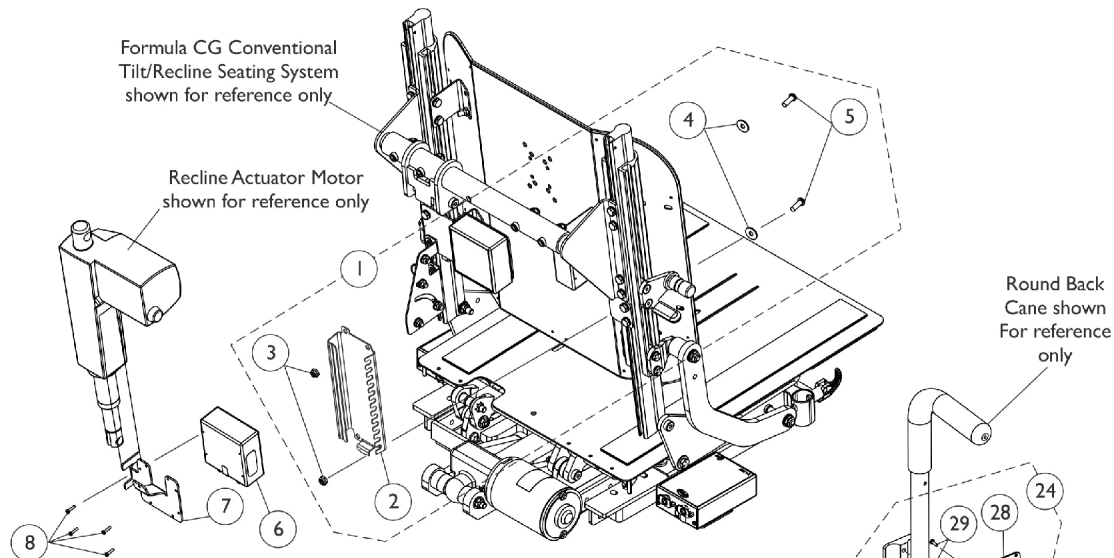
Recline Integrated Actuator Module (RIAM)

For Formula Recline and Tilt/Recline - TDX 3, 3 SE, 4 & 5

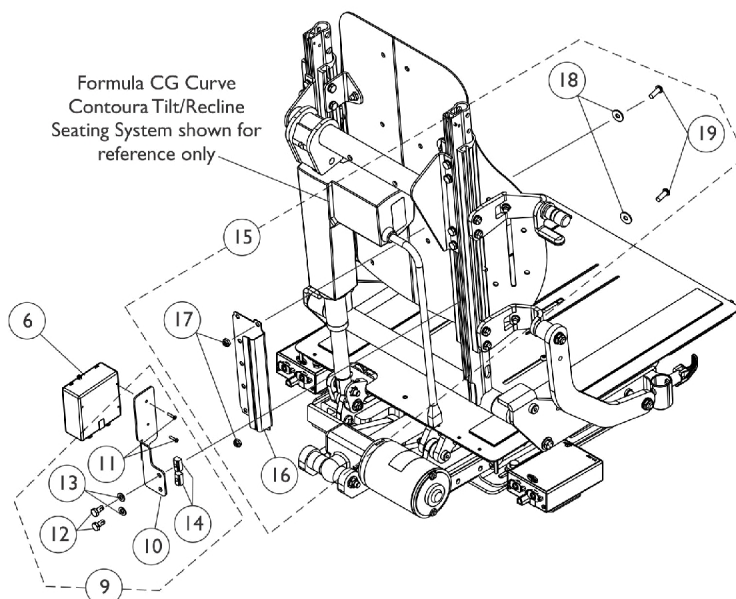
Item Number	Note	Part Number	Description	Quantity Per	
				Package	Assembly
1	A	1145415-NLA	NLA - Kit, MK6i Recline Integrated Actuator Module (RIAM) w/ Mtg. Hardware	1	1
2			Module, Recline Integrated Actuator (RIAM) - MK6i (36" L)	1	1
3			NLA - Bracket, MK6i Recline Integrated Actuator Module, Black (RIAM)	1	1
4			Screw, Phillips Pan Head (#4-40 x 1/2")	1	4
5			Locknut (1/4-20)	1	2
6			Bracket, MK6i Connector, Black	1	1
7			Screw, Socket Button (1/4-20 x 3/4")	1	2
2		1140034	Module, Recline Integrated Actuator (RIAM) - MK6i (36" L)	1	1
3		1145403-NLA	NLA - Bracket, MK6i Recline Integrated Actuator Module, Black (RIAM)	1	1
4		1021742	Screw, Phillips Pan Head (#4-40 x 1/2")	1	1
5		1025195	Locknut (1/4-20)	1	2
6		1160374	Bracket, MK6i Connector, Black	1	1
7		1009838	Screw, Socket Button (1/4-20 x 3/4")	1	2
NOTE: A - Includes items 2-7. Kit is used for Conventional and Contoura Seating					

Recline/Legrest Actuator (R/L) Module and Mounting Hardware

For CGTR/CGTRE or LNX/LNX-L Power Center Mount Elevating Legrest w/ CGT/CGTR/CGTRE

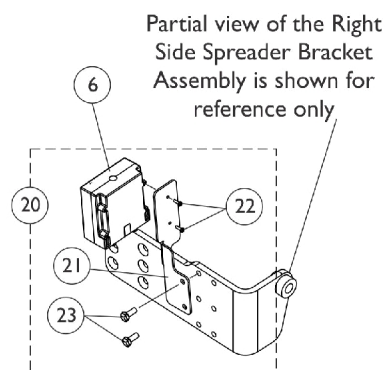


MK6i Recline/Legrest Actuator (R/L) Module Mounting Hardware For Conventional Tilt/Recline Seating System



MK6i Recline/Legrest Actuator (R/L) Module Mounting Hardware For Curve Contoura Tilt/Recline Seating System without Cantilever Arms

MK6i Recline/Legrest Actuator (R/L) Module Mounting Hardware For Round Back Canes used on CGT Tilt Only models



MK6i Recline/Legrest Actuator (R/L) Module Mounting Hardware For Curve Contoura Tilt/Recline Seating System with Cantilever Arms

Recline/Legrest Actuator (R/L) Module and Mounting Hardware

For CGTR/CGTRE or LNX/LNX-L Power Center Mount Elevating Legrest w/ CGT/CGTR/CGTRE

Item Number	Note	Part Number	Description	Quantity Per	
				Package	Assembly
1	A	1169001-NLA	NLA - Kit, MK6i Connector Bracket and Mounting Hardware, Conventional	1	1
2			Bracket, MK6i Connector, Black	1	1
3			Locknut (1/4-20)	1	2
4			Washer (1/4 x 23/32 x 1/16")	1	2
5			Screw, Socket Button (1/4-20 x 3/4")	1	2
6	G	1167930	Module, Recline/Legrest Actuator (R/L) - MK6i (20" L)	1	1
7		1147141	Bracket, MK6i Actuator Module, Black	1	1
8		1021742	Screw, Phillips Pan Head (#4-40 x 1/2")	1	4
9	B	1168675-NLA	NLA - Kit, SNP/DI Mounting Hardware	1	1
10			Bracket, Upper Posterior Module, Black	1	1
11			Screw, Phillips Pan Head (#4-40 x 1/2")	1	2
12			Screw, Hex Head w/ Patch (1/4-20 x 1/2")	1	2
13			Washer (1/4 x 1/2 x 1/16")	1	2
14			T-Nut (1/4-20)	1	2
15	C	1169002-NLA	NLA - Kit, MK6i Connector Bracket and Mounting Hardware, Curve Contoura	1	1
16			Bracket, MK6i Connector, Black	1	1
17			Locknut (1/4-20)	1	2
18			Washer (1/4 x 23/32 x 1/16")	1	2
19			Screw, Socket Button (1/4-20 x 3/4")	1	2
20	D	1169837-NLA	NLA - Kit, MK6i Recline/Legrest Actuator (R/L) Module Mounting Hardware	1	1
21			Bracket, Upper Posterior Module, Black	1	1
22			NLA - Screw, Phillips Pan Head Tap (4-40 x 3/8")	1	2
23			Screw, Hex Head w/ Patch (1/4-20 x 5/8")	1	2
24	E	1142226-NLA	Kit, SNP/DI, 4WSB, S4WSB, GTAM, AUX12M6, AUX34M6, R/L Module Mounting Hardware For Round Back Canes	1	1
25			NLA - Half Clamp, Threaded Holes	1	1
26			Half Clamp, Non-Threaded Holes	1	1
27			NLA - Screw, Hex Head (1/4-20 x 1-1/8")	1	2
28			Plate, Mounting	1	1
29			Screw, Phillips Pan Head (#4-40 x 3/8")	1	2
			Tie Wrap (5-5/8" L)	1	5
	F	1095503-NLA	NLA - Package, Tie Wrap (5-5/8" L)	10	1

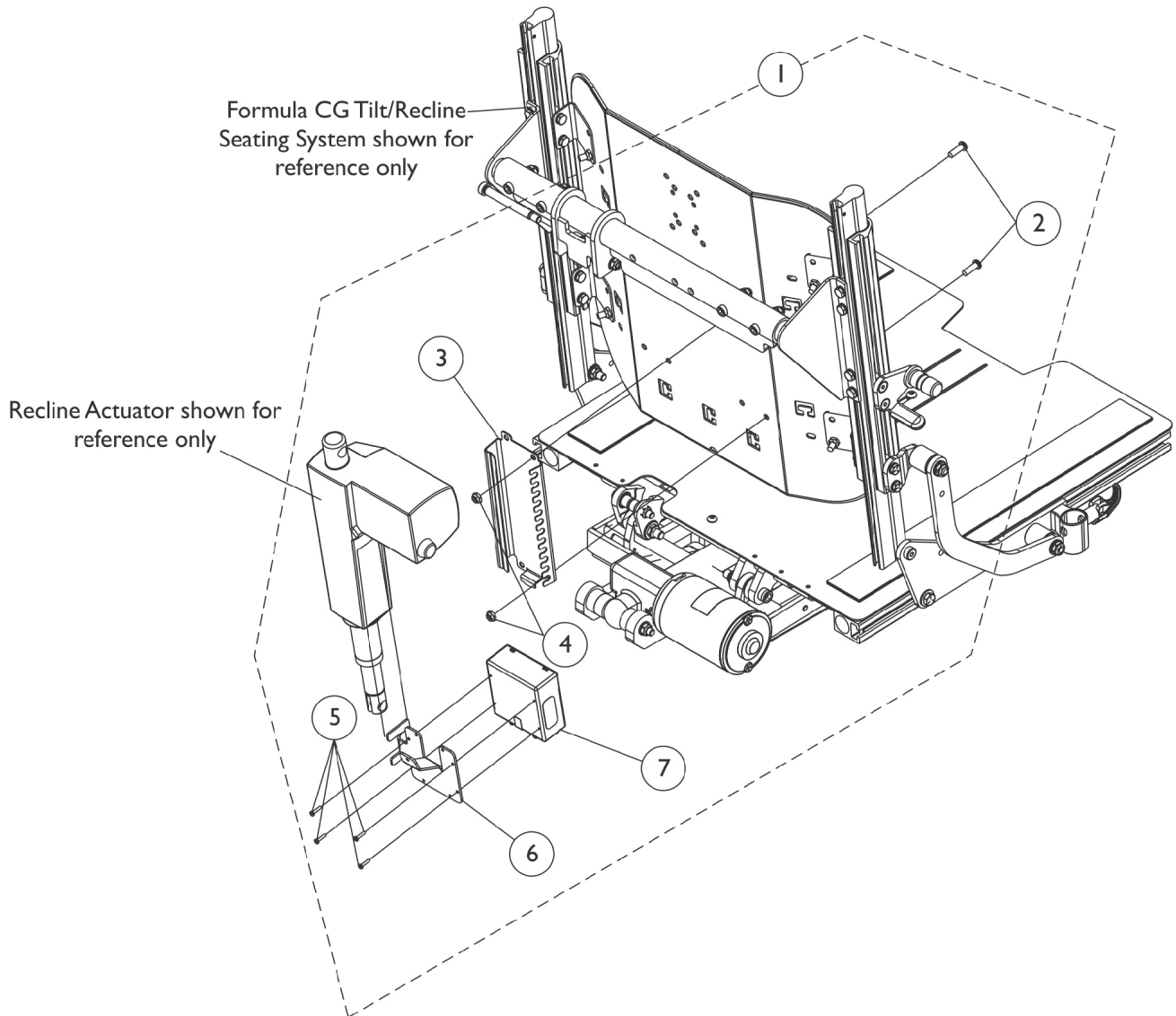
Recline/Legrest Actuator (R/L) Module and Mounting Hardware

For CGTR/CGTRE or LNX/LNX-L Power Center Mount Elevating Legrest w/ CGT/CGTR/CGTRE

NOTE: A - Includes items 2-5.
B - Includes items 10-14. SNP/DI Mounting Hardware is also used to mount the Recline/Legrest Actuator (R/L) Module when a Formula CGTR/CGTRE is ordered with a Curve Contoura Back
C - Includes items 16-19
D - Includes items 21-23. This hardware is used for Curve Contoura Seating System with Cantilever Arms
E - Includes items 25-29 and (Tie Wraps not shown)
F - Not Shown
G - Module also used for CGT Tilt Only models with LNX/LNX-L Power Center Mount Elevating Legrest.

Tilt/Recline Actuator Module (TRAM) and Mounting Hardware

Formula (CGR/CGTR) & Conv. Actuators - TDX SP/SP-GT (3G Storm After 12/9/07)



MK6i Tilt/Recline Actuator Module (TRAM) and Mounting Hardware

NOTE: Mounting Hardware used for Conventional and Contoura Seating

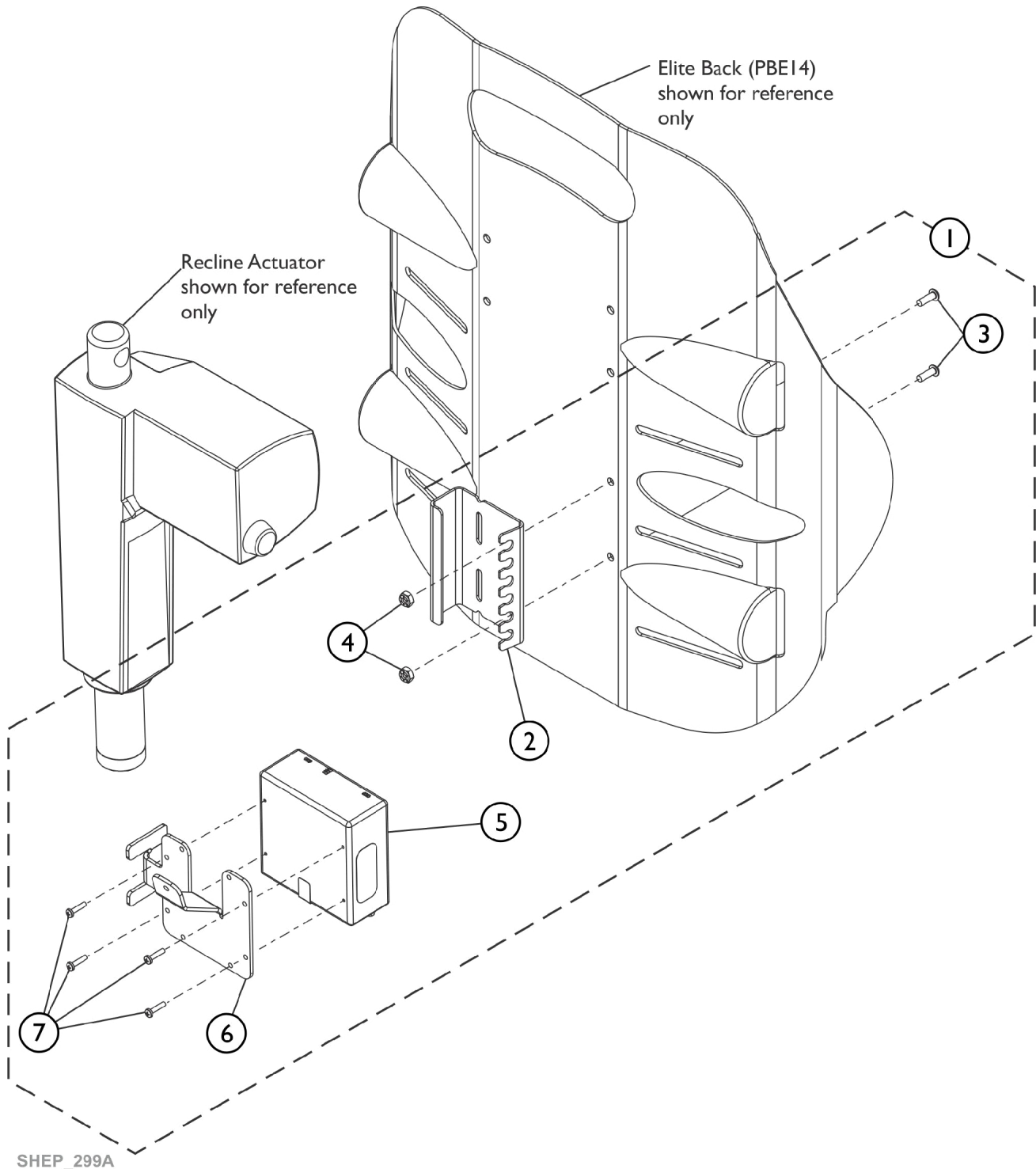
Tilt/Recline Actuator Module (TRAM) and Mounting Hardware

Formula (CGR/CGTR) & Conv. Actuators - TDX SP/SP-GT (3G Storm After 12/9/07)

Item Number	Note	Part Number	Description	Quantity Per	
				Package	Assembly
1	A	1147143	Kit, MK6i Tilt/Recline Actuator Module (TRAM) and Mtg. Hdw. For TDX SP	1	1
2			Screw, Socket Button (1/4-20 x 3/4")	1	2
3			Bracket, MK6i Connector, Black	1	1
4			Locknut (1/4-20)	1	2
5			Screw, Phillips Pan Head (#4-40 x 1/2")	1	4
6			Bracket, MK6i Actuator Module, Black	1	1
7			Module, Tilt Recline Actuator (TRAM) - MK6i (36" L)	1	1
3	B	1160374	Bracket, MK6i Connector, Black	1	1
7		1140098	Module, Tilt Recline Actuator (TRAM) - MK6i (36" L)	1	1
7		1140098E-NLA	NLA - WARR RPLMT - Module, Tilt Recline Actuator (TRAM) - MK6i	1	1
	B	1101400	Harness, ELRPW Power Legrest - Right	1	1
NOTE: A - Includes items 2-7 B - Not Shown. ELRPW Power Legrest Harness part #1101400 is used to connect between the TRAM Module and the Tilt Actuator as well					

Tilt/Recline Actuator Module (TRAM) and Mounting Hardware

Formula (CGR/CGTR) & Conv. Actuators - TDX SP/SP-GT (3G Storm After 12/9/07) For Elite Back (PBE14)

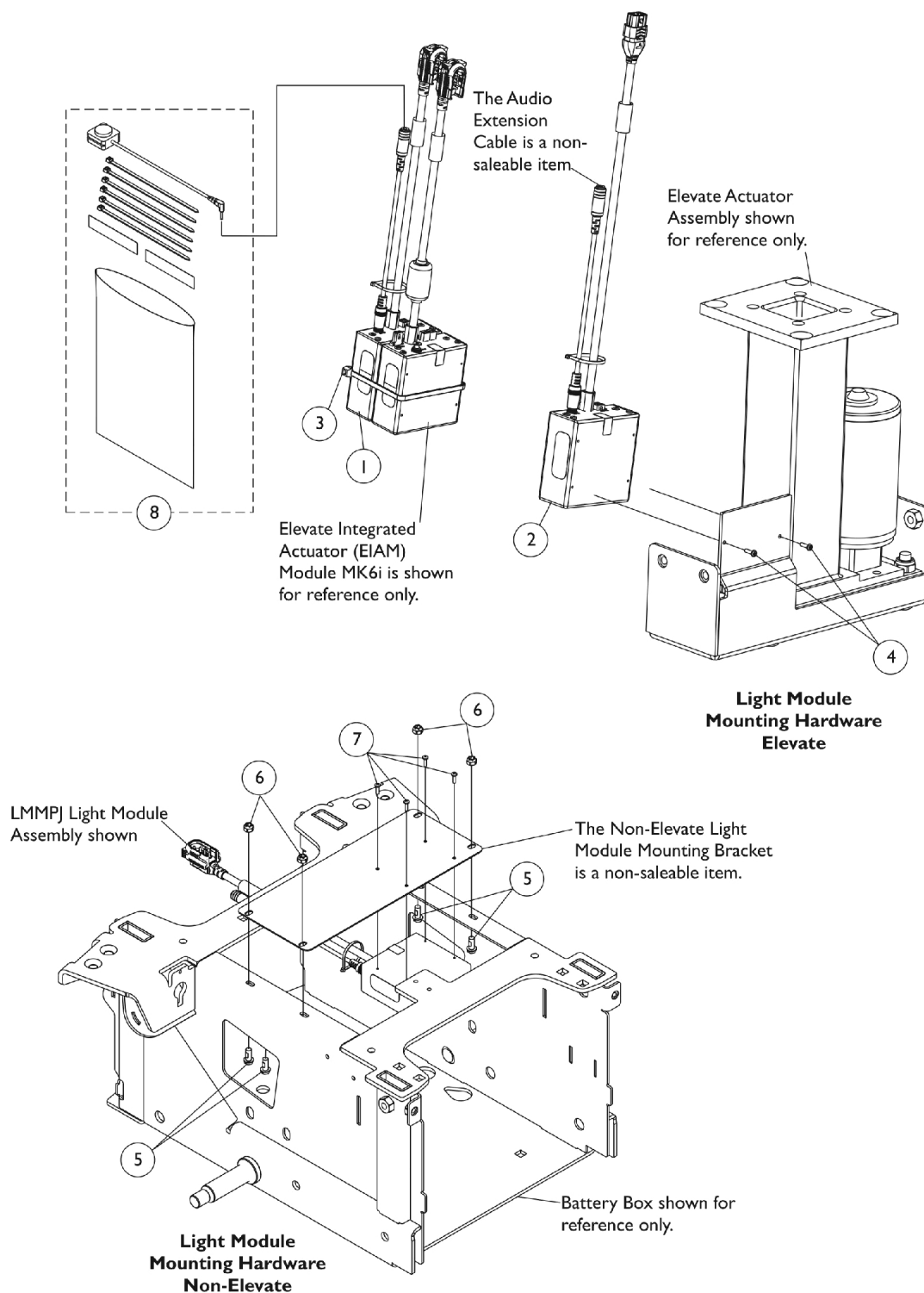


Tilt/Recline Actuator Module (TRAM) and Mounting Hardware

Formula (CGR/CGTR) & Conv. Actuators - TDX SP/SP-GT (3G Storm After 12/9/07) For Elite Back (PBE14)

Item Number	Note	Part Number	Description	Quantity Per	
				Package	Assembly
1	A	60108399	Kit, MK6i Tilt/Recline Actuator Module (TRAM) and Hardware - Elite Back (PBE14)	1	1
2			Bracket, MK6i Connector, Short, Black	1	1
3			Screw, Socket Button Head Cap (8-32 x 1/2")	1	2
4			Locknut (#8-32)	1	2
5			Module, Tilt Recline Actuator (TRAM) - MK6i (36" L)	1	1
6			Bracket, MK6i Actuator Module, Black	1	1
7			Screw, Phillips Pan Head (#4-40 x 1/2")	1	4
			Sheet, Insert Parts Service	1	1
5	B	1140098	Module, Tilt Recline Actuator (TRAM) - MK6i (36" L)	1	1
		1101400	Harness, ELRPW Power Legrest - Right	1	1
NOTE: A - Includes items 2-7 and Service Parts Instruction Sheet. B - Not Shown. ELRPW Power Legrest Harness part #1101400 is used to connect between the TRAM Module and the Tilt Actuator as well					

Light Module Assembly w/ Single Push Button Switch Kit (LMMPJ/LMSPJ) - FDX

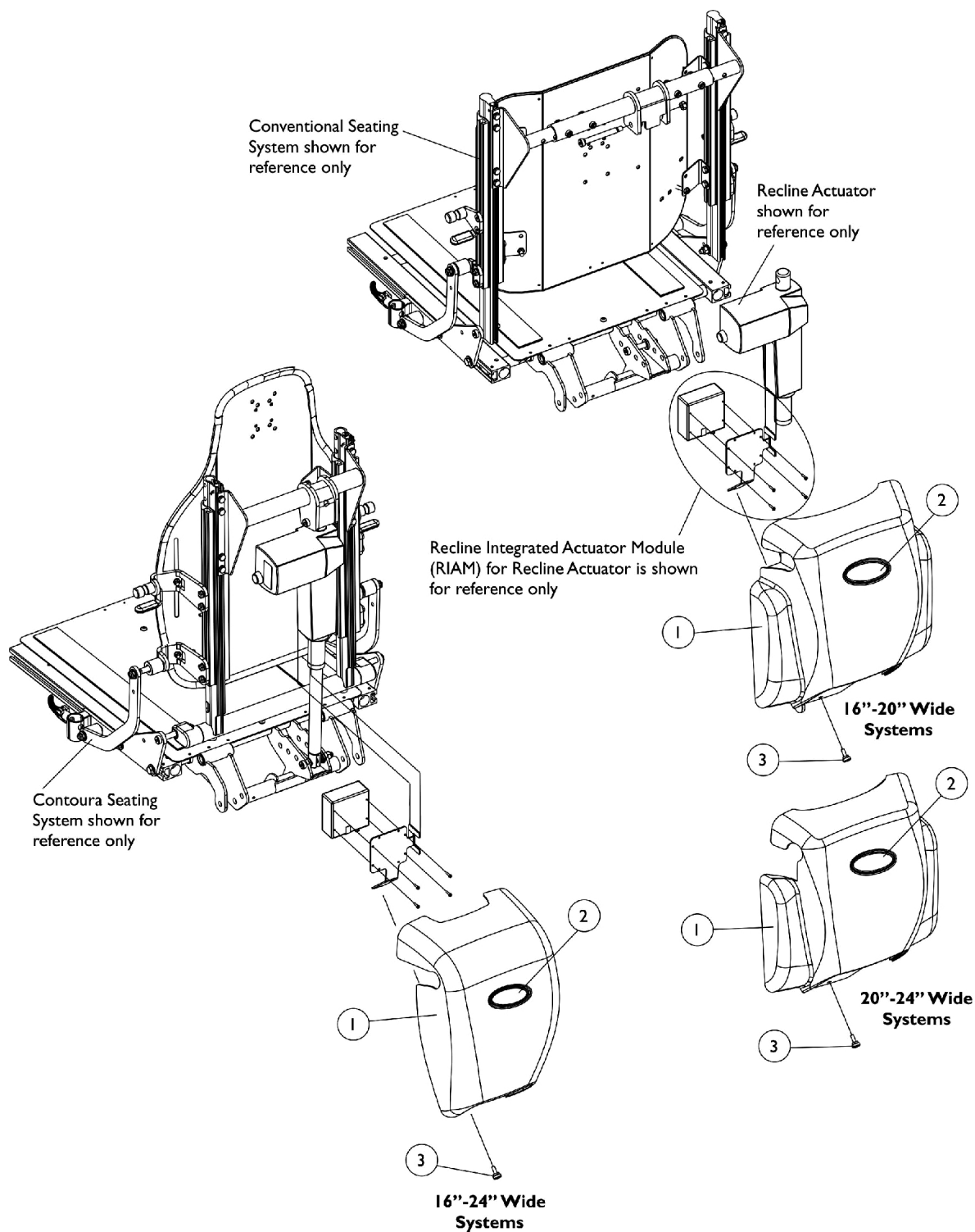


Light Module Assembly w/ Single Push Button Switch Kit (LMMPJ/LMSPJ) - FDX

Item Number	Note	Part Number	Description	Quantity Per	
				Package	Assembly
1	A	1174873-NLA	NLA - Kit, Light Module Assembly (LMMPJ)	1	1
2	B	1174874-NLA	NLA - Kit, Light Module Assembly (LMSPJ)	1	1
3		1095502-NLA	NLA - Package, Tie Wrap (11-1/2" L)	10	1
4		1156640-NLA	NLA - Screw, Phillips Pan Head Tap (4-40 x 3/8")	1	2
5		1017423	Screw, Slotted Hex Washer Head w/ Patch (#10-32 x 1/2")	1	4
6		1108194-NLA	NLA - Locknut (#10-32)	1	4
7		1052041	Screw, Phillips Pan Head (#4-40 x 3/8")	1	4
8	C	1174878-NLA	NLA - Kit, Single Push Button Switch	1	1
NOTE: A - Kit includes Light Module, (1) 1" Hook Adhesive Fastener, (10) Tie Wraps, Installation Instructions and Power Wheelchair Wiring Guide (not shown). The Hook and Loop Adhesive Back Fasteners attached between the two modules are non-saleable items. B - Kit includes Light Module, (10) Tie Wraps, Installation Instructions and Power Wheelchair Wiring Guide (not shown). C - Kit includes the Single Push Button Switch, (6) Tie Wraps, (1) Hook and Loop Adhesive Back Fastener, (1) Poly Bag, Installation Instructions and Power Wheelchair Wiring Guide. (not shown).					

Shroud Covers, Recline Actuator

Formula Recline/Tilt/Recline w/ Conventional or Contoura Seating For TDX
3, 3 SE, 4 & 5



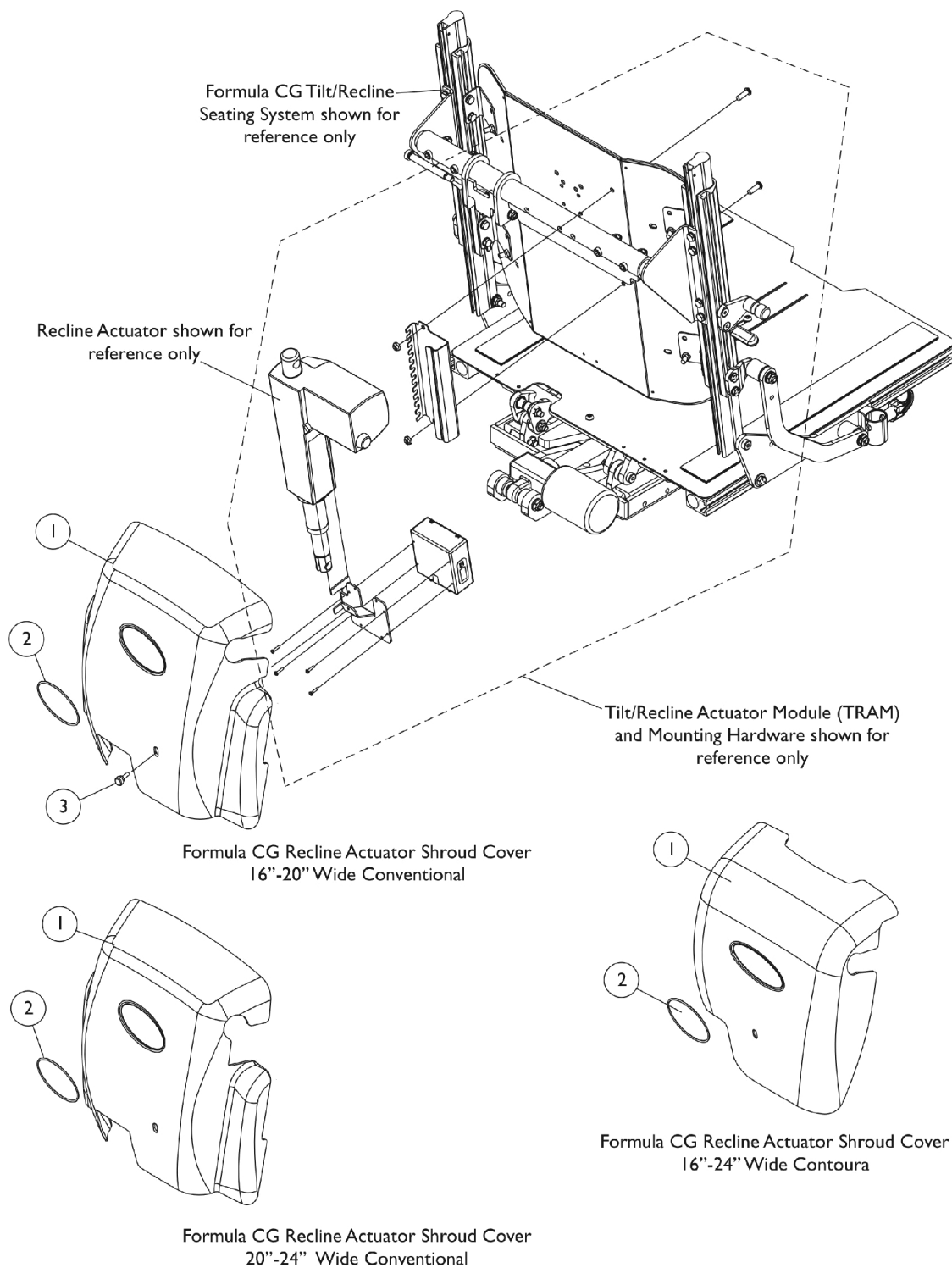
Shroud Covers, Recline Actuator

Formula Recline/Tilt/Recline w/ Conventional or Contoura Seating For TDX 3, 3 SE, 4 & 5

Item Number	Note	Part Number	Description	Quantity Per	
				Package	Assembly
1		1146501-NLA	NLA - Cover with Decal, Contoura (16 - 24" W)	1	1
1		1146502-NLA	NLA - Cover with Decal, Conventional (16 - 20" W)	1	1
1		1146503-NLA	NLA - Cover with Decal, Conventional (20 - 24" W)	1	1
3		1117240	Screw, Thumb (#10-32 x 1/2")	1	1
Item #2 Reflective Decal is not available for sale individually.					

Shroud Covers, Recline Actuator

Formula (CGR/CGTR) w/ Conventional or Contoura For TDX SP/SP-GT/SR/
(3G Storm After 12/9/07)



Shroud Covers, Recline Actuator

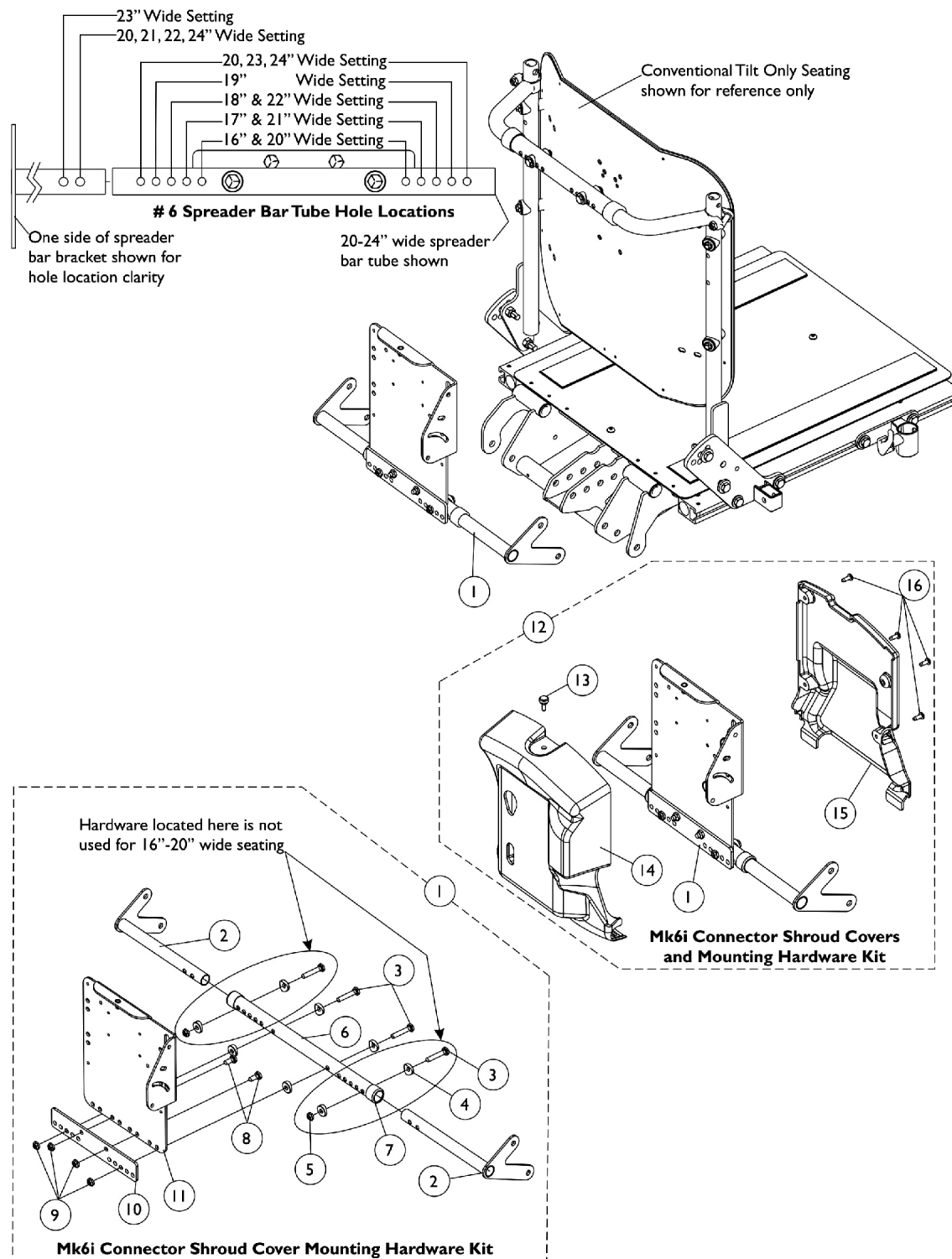
**Formula (CGR/CGTR) w/ Conventional or Contoura For TDX SP/SP-GT/SR/
(3G Storm After 12/9/07)**

Item Number	Note	Part Number	Description	Quantity Per	
				Package	Assembly
1		1148698	Cover with Decal, Conventional (16 - 20" W)	1	1
1		1147139	Cover with Decal, Conventional (20 - 24" W)	1	1
1		1147959	Cover with Decal, Contoura (16 - 24" W)	1	1
3		1117240	Screw, Thumb (#10-32 x 1/2")	1	1
Item #2 Reflective Decal is not available for sale individually.					

Shroud Covers Before 3/1/07, MK6i Connector

Formula Conventional Tilt, Tilt w/ BPO Option or Tilt-elevate

NOTE: MK6i connectors are bundled and cable-tied to the MK6i Connector Shroud Mounting Tray Assembly item #11



Shroud Covers Before 3/1/07, MK6i Connector

Formula Conventional Tilt, Tilt w/ BPO Option or Tilt-elevate

NOTE: MK6i connectors are bundled and cable-tied to the MK6i Connector Shroud Mounting Tray Assembly item #11

Item Number	Note	Part Number	Description	Quantity Per	
				Package	Assembly
1	A	1140266-NLA	NLA - Kit, TRECM/TAC/MK6i Connector Shroud Mtg. Hdwr. 16-20" Wide For Conventional Tilt Only	1	1
2			Bracket, Spreader Bar, Black - Right	1	1
2			Bracket, Spreader Bar, Black - Left	1	1
3			Screw, Hex Head (1/4-20 x 1-1/2")	1	2
4			Spacer, Coved (1/4 x 11/16 x 1/2")	1	4
6			Tube, Spreader Bar, Black (16 - 20" W)	1	1
7			Collar, Anti-Rattle (7/8")	1	2
8			Screw, Hex Head (1/4-20 x 5/8")	1	2
9			Locknut (1/4-20)	1	4
10			Plate, Mounting	1	1
11			NLA - TRECM/SAC/TAC/MK6i Connector Shroud Mounting Tray Assembly	1	1
1	B	1140267-NLA	NLA - Kit, TRECM/TAC/MK6i Connector Shroud Mtg. Hdwr. 20-24" Wide For Conventional Tilt Only	1	1
2			Bracket, Spreader Bar, Black - Right	1	1
2			Bracket, Spreader Bar, Black - Left	1	1
3			Screw, Hex Head (1/4-20 x 1-1/2")	1	4
4			Spacer, Coved (1/4 x 11/16 x 1/2")	1	8
5			Locknut (1/4-20)	1	2
6			Tube, Spreader Bar, Black (20 - 24" W)	1	1
7			Collar, Anti-Rattle (7/8")	1	2
8			Screw, Hex Head (1/4-20 x 5/8")	1	2
9			Locknut (1/4-20)	1	4
10			Plate, Mounting	1	1
11			NLA - TRECM/SAC/TAC/MK6i Connector Shroud Mounting Tray Assembly	1	1
12	C	1140268	NLA - Kit, TRECM/TAC/MK6i Connector Shrouds and Mtg. Hdwr. 16-20" Wide For Conventional Tilt Only	1	1
			NLA - Screw, Phillips Pan Head w/ Patch (#10-32 x 3/8")	1	2
2			Bracket, Spreader Bar, Black - Right	1	1
2			Bracket, Spreader Bar, Black - Left	1	1
3			Screw, Hex Head (1/4-20 x 1-1/2")	1	2
4			Spacer, Coved (1/4 x 11/16 x 1/2")	1	4
6			Tube, Spreader Bar, Black (16 - 20" W)	1	1
7			Collar, Anti-Rattle (7/8")	1	2
8			Screw, Hex Head (1/4-20 x 5/8")	1	2
9			Locknut (1/4-20)	1	4
10			Plate, Mounting	1	1
11			NLA - TRECM/SAC/TAC/MK6i Connector Shroud Mounting Tray Assembly	1	1

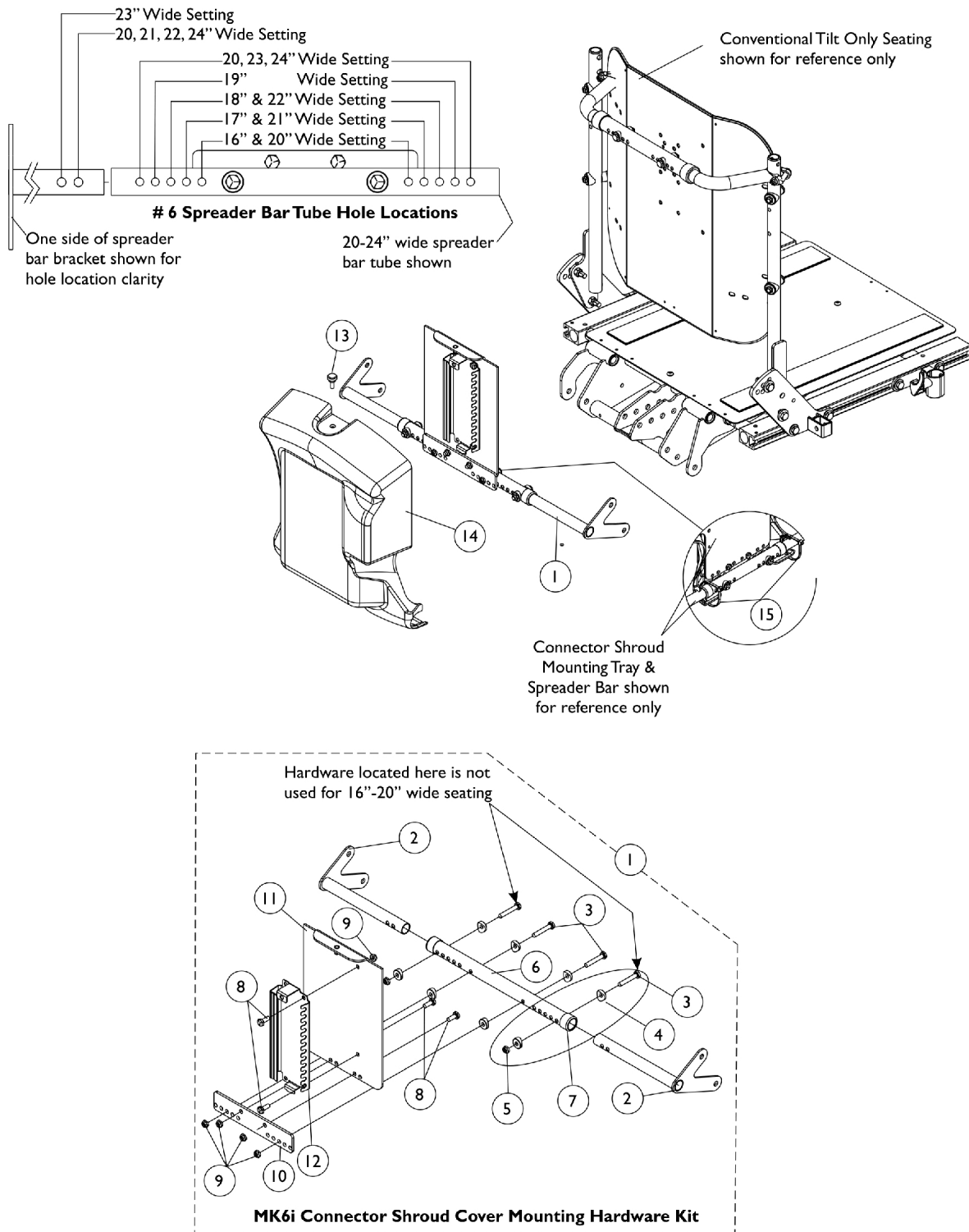
Shroud Covers Before 3/1/07, MK6i Connector

Formula Conventional Tilt, Tilt w/ BPO Option or Tilt-elevate

NOTE: MK6i connectors are bundled and cable-tied to the MK6i Connector Shroud Mounting Tray Assembly item #11

Item Number	Note	Part Number	Description	Quantity Per	
				Package	Assembly
13	D	1140269	Screw, Thumb (#10-32 x 1/2")	1	1
14			NLA - Shroud, Cover	1	1
15			Shroud, Back	1	1
16			Screw, Phillips Pan Head Tap (#10-32 x 1/2")	1	4
12			NLA - Kit, TRECM/TAC/MK6i Connector Shrouds and Mtg. Hdw. 20-24" Wide For Conventional Tilt Only	1	1
			NLA - Screw, Phillips Pan Head w/ Patch (#10-32 x 3/8")	1	2
2			Bracket, Spreader Bar, Black - Right	1	1
2			Bracket, Spreader Bar, Black - Left	1	1
3			Screw, Hex Head (1/4-20 x 1-1/2")	1	4
4			Spacer, Coved (1/4 x 11/16 x 1/2")	1	8
5			Locknut (1/4-20)	1	2
6			Tube, Spreader Bar, Black (20 - 24" W)	1	1
7			Collar, Anti-Rattle (7/8")	1	2
8			Screw, Hex Head (1/4-20 x 5/8")	1	2
9			Locknut (1/4-20)	1	4
10			Plate, Mounting	1	1
11			NLA - TRECM/SAC/TAC/MK6i Connector Shroud Mounting Tray Assembly	1	1
13	E	1095502-NLA	Screw, Thumb (#10-32 x 1/2")	1	1
14			NLA - Shroud, Cover	1	1
15			Shroud, Back	1	1
16			Screw, Phillips Pan Head Tap (#10-32 x 1/2")	1	4
			NLA - Package, Tie Wrap (11-1/2" L)	10	1
NOTE: A - Includes items 2-4 and 6-11 B - Includes items 2-12 C - Includes (part #1079316 Screw - Not Shown and not used for MK6i application) and items 2-4, 6-11 and 13-16 D - Includes (part #1079316 Screw - Not Shown and not used for MK6i application) and items 2-11 and 13-16 E - Not Shown					

Shroud Cover After 2/28/07, MK6i Connector Formula Conventional Tilt, Tilt w/ BPO Option or Tilt-Elevate



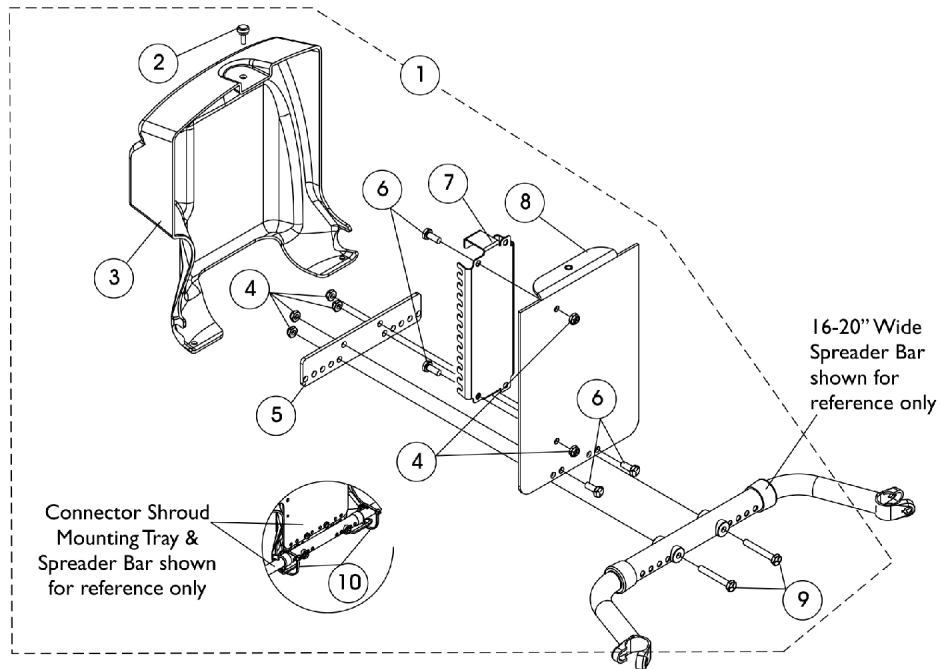
Shroud Cover After 2/28/07, MK6i Connector

Formula Conventional Tilt, Tilt w/ BPO Option or Tilt-Elevate

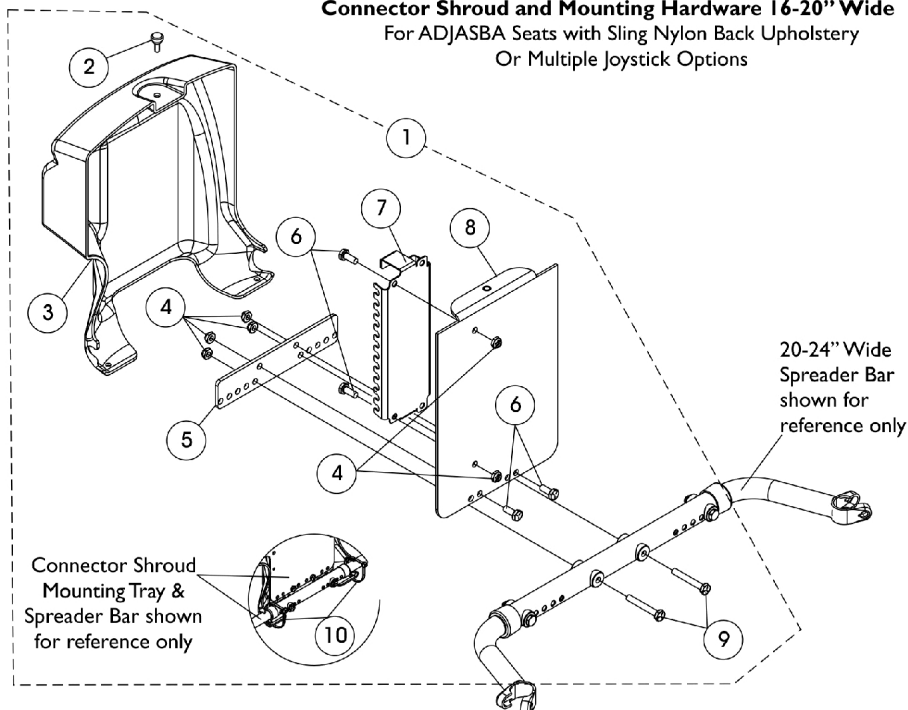
Item Number	Note	Part Number	Description	Quantity Per	
				Package	Assembly
1	A,C	1148231-NLA	NLA - Kit, MK6i Connector Shroud Mtg. Hdwr. 16-20" Wide For Conventional Tilt Only	1	1
2			Bracket, Spreader Bar, Black - Right	1	1
2			Bracket, Spreader Bar, Black - Left	1	1
3			Screw, Hex Head (1/4-20 x 1-1/2")	1	2
4			Spacer, Coved (1/4 x 11/16 x 1/2")	1	4
6			Tube, Spreader Bar, Black (16 - 20" W)	1	1
7			Collar, Anti-Rattle (7/8")	1	2
8			Screw, Hex Head (1/4-20 x 5/8")	1	4
9			Locknut (1/4-20)	1	6
10			Plate, Mounting	1	1
11			Tray, MK6i Connector Shroud Mounting	1	1
12			Bracket, MK6i Connector, Black	1	1
1	B,C	1148232-NLA	NLA - Kit, MK6i Connector Shroud Mtg. Hdwr. 20-24" Wide For Conventional Tilt Only	1	1
2			Bracket, Spreader Bar, Black - Right	1	1
2			Bracket, Spreader Bar, Black - Left	1	1
3			Screw, Hex Head (1/4-20 x 1-1/2")	1	4
4			Spacer, Coved (1/4 x 11/16 x 1/2")	1	8
5			Locknut (1/4-20)	1	2
6			Tube, Spreader Bar, Black (20 - 24" W)	1	1
7			Collar, Anti-Rattle (7/8")	1	2
8			Screw, Hex Head (1/4-20 x 5/8")	1	4
9			Locknut (1/4-20)	1	6
10			Plate, Mounting	1	1
11			Tray, MK6i Connector Shroud Mounting	1	1
12			Bracket, MK6i Connector, Black	1	1
12	C	1154125	Kit, MK6i Connector Bracket and Threaded Insert	1	1
13		1117240	Screw, Thumb (#10-32 x 1/2")	1	1
14		1148151-NLA	NLA - Shroud, MK6i Connector	1	1
15		1095502-NLA	NLA - Package, Tie Wrap (11-1/2" L)	10	1
NOTE: A - Includes items 2-4 and 6-12 B - Includes items 2-12 C - Item 12 MK6i Connector Bracket was revised 4/28/08 and is backward compatible. When a new MK6i Connector Bracket is requested, order service part # 1154125.					

Shroud Cover, MK6i Connector Before 12/10/07

(ADJASBA w/ Sling Nylon Back Uph. or Multiple Switch Options)



Connector Shroud and Mounting Hardware 16-20" Wide
For ADJASBA Seats with Sling Nylon Back Upholstery
Or Multiple Joystick Options



Connector Shroud and Mounting Hardware 20-24" Wide
For ADJASBA Seats with Sling Nylon Back Upholstery
Or Multiple Joystick Options

Shroud Cover, MK6i Connector Before 12/10/07

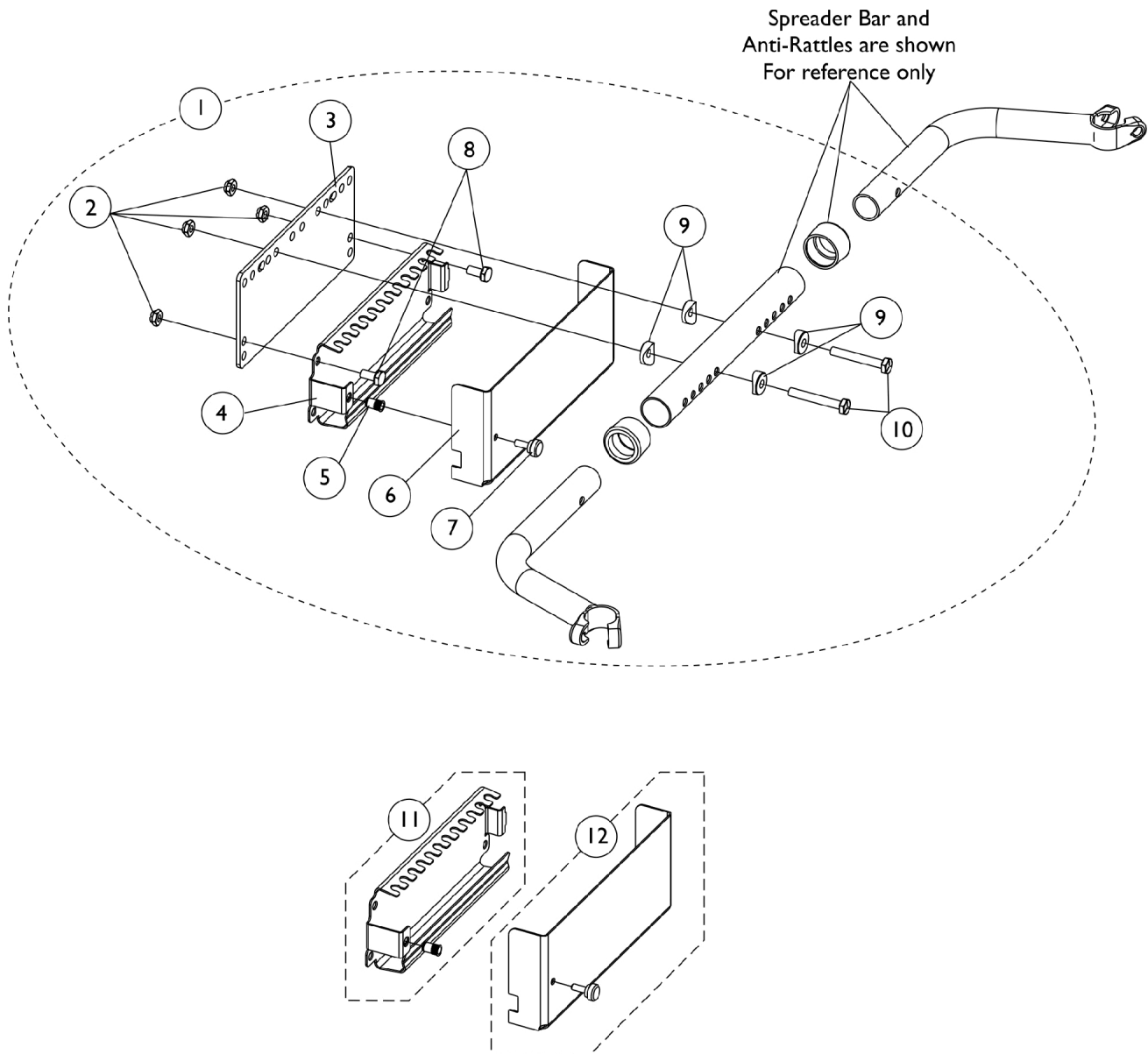
(ADJASBA w/ Sling Nylon Back Uph. or Multiple Switch Options)

Item Number	Note	Part Number	Description	Quantity Per	
				Package	Assembly
1	A,B	1145075	NLA - Kit, Connector Shroud and Mtg. Hdwr. for 16"-24" Wide ADJASBA Seats w/ Nylon Sling Back Uph.	1	1
2			Screw, Thumb (#10-32 x 1/2")	1	1
3			NLA - Shroud, MK6i Connector	1	1
4			Locknut (1/4-20)	1	6
5			Plate, Mounting	1	1
6			Screw, Hex Head (1/4-20 x 5/8")	1	4
7			Bracket, MK6i Connector, Black	1	1
8			Tray, MK6i Connector Shroud Mounting	1	1
9			NLA - Screw, Hex Head (1/4-20 x 1-3/4")	1	2
10			Tie Wrap (11-1/2" L)	1	2
2	B	1117240	Screw, Thumb (#10-32 x 1/2")	1	1
3		1148151-NLA	NLA - Shroud, MK6i Connector	1	1
7		1154125	Kit, MK6i Connector Bracket and Threaded Insert	1	1
NOTE: A - Includes items 2-10. B - Item 7 MK6i Connector Bracket was revised 4/28/08 and is backward compatible. When a new MK6i Connector Bracket is requested, order service part # 1154125					

MK6i Connector Bracket and Hardware

After 12/9/07

ADJASBA w/ Sling Nylon Back Upholstery or Multiple Switch Options



MK6i Connector Bracket and Hardware

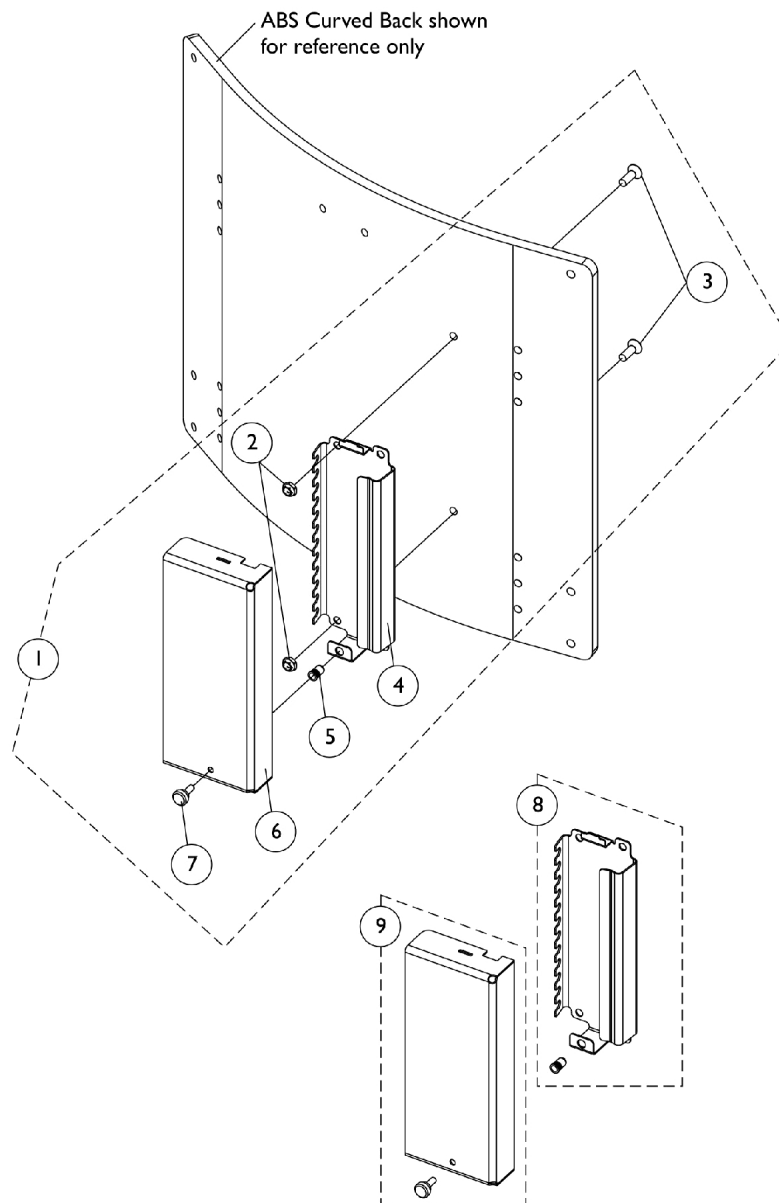
After 12/9/07

ADJASBA w/ Sling Nylon Back Upholstery or Multiple Switch Options

Item Number	Note	Part Number	Description	Quantity Per	
				Package	Assembly
1	A	1134242	Kit, MK6i Connector Bracket & Mounting Hardware for 16"-24" Wide	1	1
2			Locknut (1/4-20)	1	4
3			Plate, Mounting	1	1
4			Bracket, MK6i Connector, Black	1	1
5			Insert, Threaded (#10-32)	1	1
6			Cover, MK6i Connector Bracket	1	1
7			Screw, Thumb (#10-32 x 1/2")	1	1
8			NLA - Screw, Hex Head (1/4-20 x 1-1/2")	1	2
9			Spacer, Coved (1/4 x 11/16 x 1/2")	1	4
10			NLA - Screw, Hex Head (1/4-20 x 1-3/4")	1	2
11	B	1154125	Kit, MK6i Connector Bracket and Threaded Insert	1	1
12	C	1154126	Kit, MK6i Connector Bracket Cover and Attaching Screw	1	1
6			Cover, MK6i Connector Bracket	1	1
7			Screw, Thumb (#10-32 x 1/2")	1	1
NOTE: A - Includes items 2-10. Item 6 Connector Bracket Cover was introduced 4/28/08 and item 4 Connector Bracket was revised to use the cover. B - Includes items 4 and 5 C - Includes items 6 and 7. When converting in the field for the first time to add the Connector Bracket Cover that was introduced 4/28/08, items 11 and 12 must be ordered together.					

MK6i Connector Bracket & Hardware After 12/9/07

Formula (CGT) w/ ABS Curved Back & Multiple Switch Options



MK6i Connector Bracket & Hardware After 12/9/07

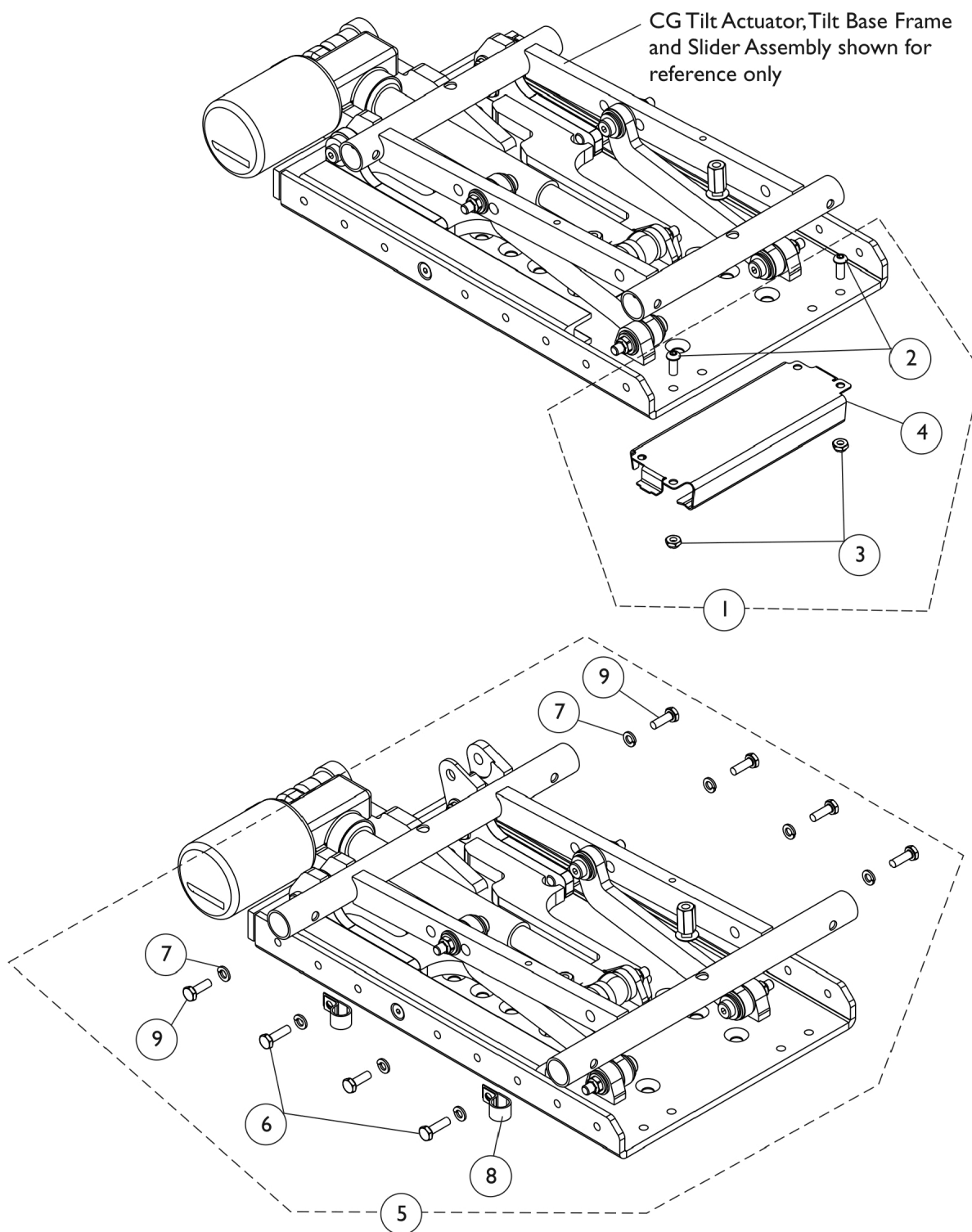
Formula (CGT) w/ ABS Curved Back & Multiple Switch Options

Item Number	Note	Part Number	Description	Quantity Per	
				Package	Assembly
1	A,B	1134243	Kit, MK6i Connector Bracket and Mounting Hardware For ABS Curved Back	1	1
2			Locknut (1/4-20)	1	2
3			Screw, Socket Flat Head (1/4-20 x 3/4")	1	2
4			Bracket, MK6i Connector, Black	1	1
5			Insert, Threaded (#10-32)	1	1
6			Cover, MK6i Connector Bracket	1	1
7			Screw, Thumb (#10-32 x 1/2")	1	1
8	C	1154125	Kit, MK6i Connector Bracket and Threaded Insert	1	1
9	D	1154126	Kit, MK6i Connector Bracket Cover and Attaching Screw	1	1
6			Cover, MK6i Connector Bracket	1	1
7			Screw, Thumb (#10-32 x 1/2")	1	1
NOTE: A - Includes items 2-7 and can only be used on ABS Curved Backs manufactured after 12/9/07 that have the two holes added to accommodate the MK6i Connector Bracket B - Item 6 Connector Bracket Cover was introduced 4/28/08 and item 4 Connector Bracket was revised to use the cover C - Includes items 4 and 5 D - Includes items 6 and 7. When converting in the field for the first time to add the Connector Bracket Cover that was introduced 4/28/08, items 8 and 9 must be ordered together.					

MK6i Connector Bracket and Mounting Hardware

(12-16" W) Formula (CGT) w/ (BPO or PBR, PBT, PPR, PPT)

This hardware is not used for a power wheelchair with a SPJ+, SPJ+ w/ PSS (SPJAP) or SPJ+ w/ ACC (SPJAPM) joystick

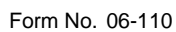


MK6i Connector Bracket and Mounting Hardware (12-16" W) Formula (CGT) w/ (BPO or PBR, PBT, PPR, PPT)

This hardware is not used for a power wheelchair with a SPJ+, SPJ+ w/ PSS (SPJAP) or SPJ+ w/ ACC (SPJAPM) joystick

Item Number	Note	Part Number	Description	Quantity Per	
				Package	Assembly
1	A	1157740-NLA	NLA - Kit, MK6i Connector Bracket and Mounting Hardware, Formula CGT	1	1
2			Screw, Socket Button Head (1/4-20 x 5/8")	1	2
3			Locknut (1/4-20)	1	2
4			Bracket, MK6i Connector, Black	1	1
5	B	1160378-NLA	NLA - Kit, MK6i Connector Bracket Cable Routing Hardware	1	1
6			Screw, Hex Head (1/4-20 x 7/8")	1	2
7			Lockwasher, Split (1/4")	1	8
8			NLA - Bracket, Cable/Wire Mounting, Black	1	2
9			NLA - Bolt, Hex Head Cap (1/4-20 x 3/4")	1	6
NOTE: A - Includes items 2-4 B - Includes items 6-9					
NOTE: PBR, PBT, PPR and PPT refer to Personal Back model types					

This hardware is not used for a power wheelchair with a SPJ+, SPJ+ w/ PSS (SPJAP) or SPJ+ w/ ACC (SPJAPM) joystick

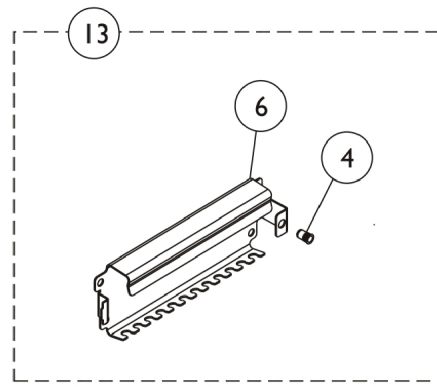
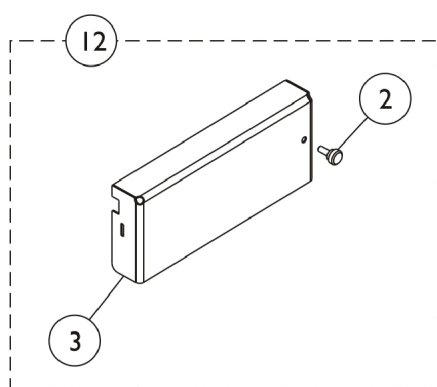
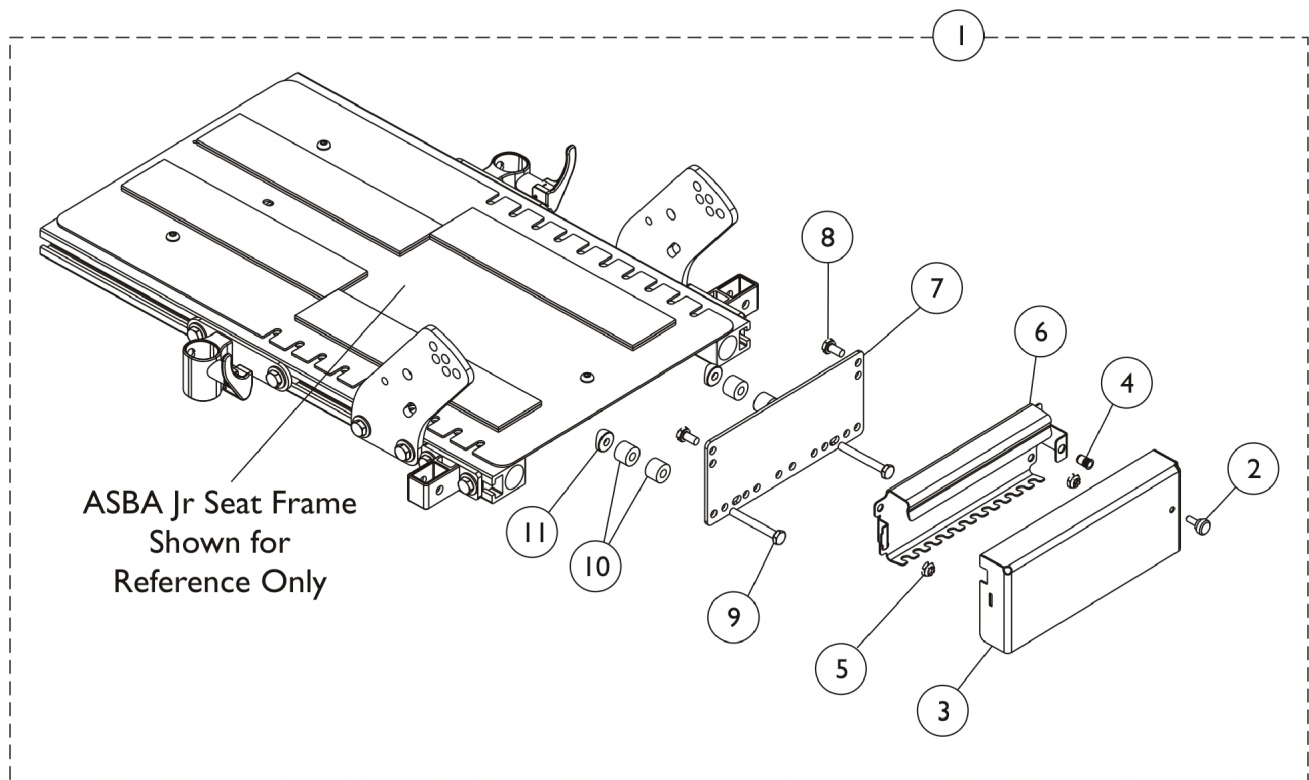


MK6i Connector Bracket and Mounting Hardware (12-16" W) ADJASBA w/ (PBR, PBT, PPR, PPT)

This hardware is not used for a power wheelchair with a SPJ+, SPJ+ w/ PSS (SPJAP) or SPJ+ w/ ACC (SPJAPM) joystick

Item Number	Note	Part Number	Description	Quantity Per	
				Package	Assembly
1	A	1157739-NLA	NLA - Kit, MK6i Connector Bracket and Mounting Hardware	1	1
2			Plate, Mounting	1	1
3			Spacer, Coved (1/4 x 11/16 x 1/2")	1	2
4			NLA - Spacer (9/32 x 5/8 x 1/2")	1	2
5			NLA - Screw, Hex Head (1/4-20 x 1-1/2")	1	2
6			NLA - Screw, Hex Head w/ Patch (1/4-20 x 1-1/2")	1	2
7			Locknut (1/4-20)	1	2
8			Bracket, MK6i Connector, Black	1	1
9			Insert, Threaded (#10-32)	1	1
10			Cover, MK6i Connector Bracket	1	1
11			Screw, Thumb (#10-32 x 1/2")	1	1
12	B	1154125	Kit, MK6i Connector Bracket and Threaded Insert	1	1
13		1154126	Kit, MK6i Connector Bracket Cover and Attaching Screw	1	1
10			Cover, MK6i Connector Bracket	1	1
11			Screw, Thumb (#10-32 x 1/2")	1	1
NOTE: A - Includes items 2-11 B - Includes items 10 and 11					
NOTE: PBR, PBT, PPR and PPT refer to Personal Back model types					

MK6i Connector Bracket and Hardware, ASBA JR. - TDX Spree

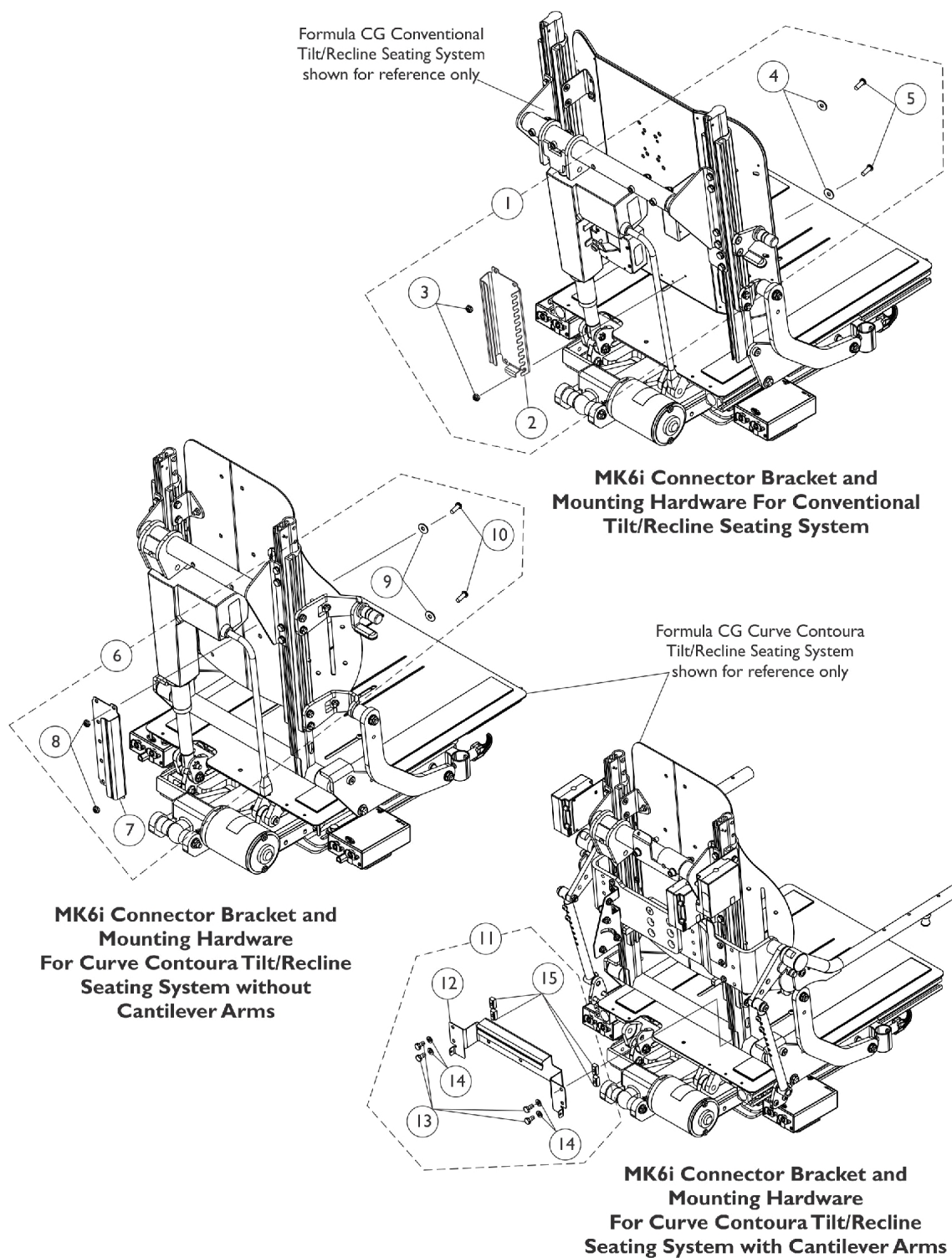


MK6i Connector Bracket and Hardware, ASBA JR. - TDX Spree

Item Number	Note	Part Number	Description	Quantity Per	
				Package	Assembly
1	A	1162205-NLA	NLA - Kit, Mk6i Bracket and Hardware	1	1
2			Screw, Thumb (#10-32 x 1/2")	1	1
3			Cover, MK6i Connector Bracket	1	1
4			Insert, Threaded (#10-32)	1	1
5			Locknut (1/4-20)	1	2
6			Bracket, MK6i Connector, Black	1	1
7			Plate, Mounting	1	1
8			NLA - Screw, Hex Head (1/4-20 x 1-1/2")	1	2
9			Screw, Hex Head w/ Patch (1/4-20 x 2")	1	2
10			Spacer, Coved (1/4 x 11/16 x 1/2")	1	2
11			NLA - Spacer (9/32 x 5/8 x 1/2")	1	4
12	B	1154126	Kit, MK6i Connector Bracket Cover and Attaching Screw	1	1
2			Cover, MK6i Connector Bracket	1	1
3			Screw, Thumb (#10-32 x 1/2")	1	1
13	C	1154125	Kit, MK6i Connector Bracket and Threaded Insert	1	1
NOTE: A - Includes items 2-11 B - Includes items 2 and 3 C - Includes items 4 and 6					

MK6i Connector Bracket and Mounting Hardware

CGTR/CGTRE - FDX

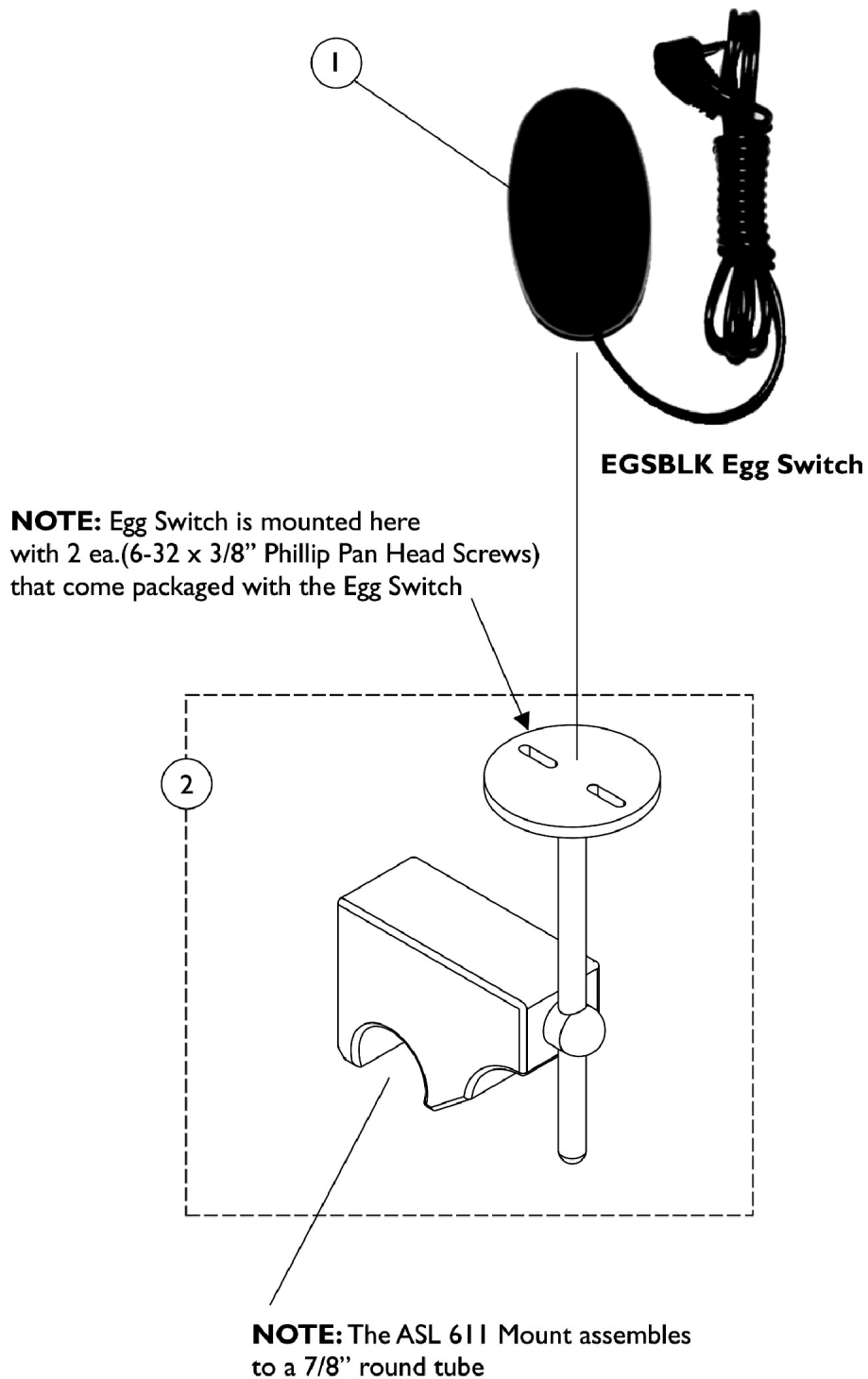


MK6i Connector Bracket and Mounting Hardware CGTR/CGTRE - FDX

Item Number	Note	Part Number	Description	Quantity Per	
				Package	Assembly
1	A	1169001-NLA	NLA - Kit, MK6i Connector Bracket and Mounting Hardware, Conventional	1	1
2			Bracket, MK6i Connector, Black	1	1
3			Locknut (1/4-20)	1	2
4			Washer (1/4 x 23/32 x 1/16")	1	2
5			Screw, Socket Button (1/4-20 x 3/4")	1	2
6	B	1169002-NLA	NLA - Kit, MK6i Connector Bracket and Mounting Hardware, Curve Contoura	1	1
7			Bracket, MK6i Connector, Black	1	1
8			Locknut (1/4-20)	1	2
9			Washer (1/4 x 23/32 x 1/16")	1	2
10			Screw, Socket Button (1/4-20 x 3/4")	1	2
11	C	1169838-NLA	NLA - Kit, MK6i Connector Bracket and Mounting Hardware, Curve Contoura w/ Cantilever Arms	1	1
12			Bracket, MK6i Connector, Black	1	1
13			Screw, Hex Head w/ Patch (1/4-20 x 1/2")	1	4
14			Washer (1/4 x 1/2 x 1/16")	1	4
15			T-Nut (1/4-20)	1	4
NOTE: A - Includes items 2-5 B - Includes items 7-10 C - Includes items 12-15					

ASL 611 Mount For The Egg Switch

ASL 611 Mount is used to attach an Egg Switch when the Hook & Loop Adhesive method is not preferred



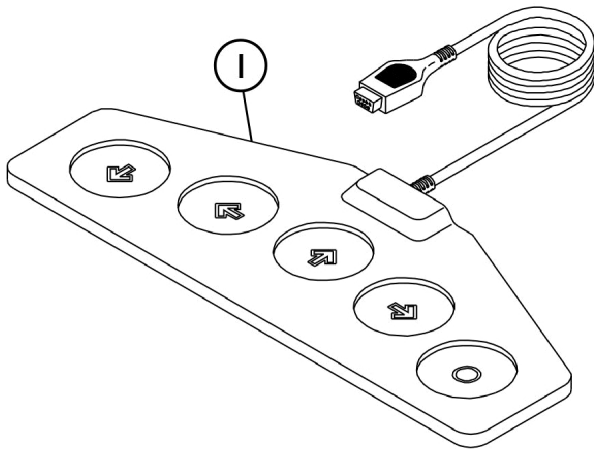
ASL 611 Mount For The Egg Switch

ASL 611 Mount is used to attach an Egg Switch when the Hook & Loop Adhesive method is not preferred

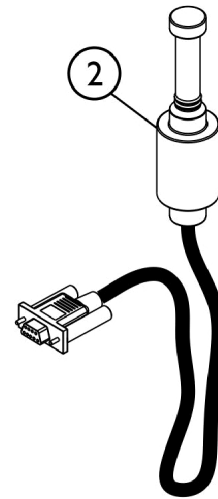
Item Number	Note	Part Number	Description	Quantity Per	
				Package	Assembly
1	A	1123276	Kit, Switch, Black Egg Reset w/ Hook/Loop Adhesive Back Fastener & Attaching Screws (EGSBLK)	1	1
2	A	1134165	Kit, Mount, ASL 611	1	1
NOTE: A - Individual components are not available					

Tash and Therafin Accessories

NOTE: Used with (MK6 display or MPJM6 joystick) with SNPM6 Sip-N-Puff/Digital interface



P5018 Wafer Board



P5020 Mini Joystick with Push

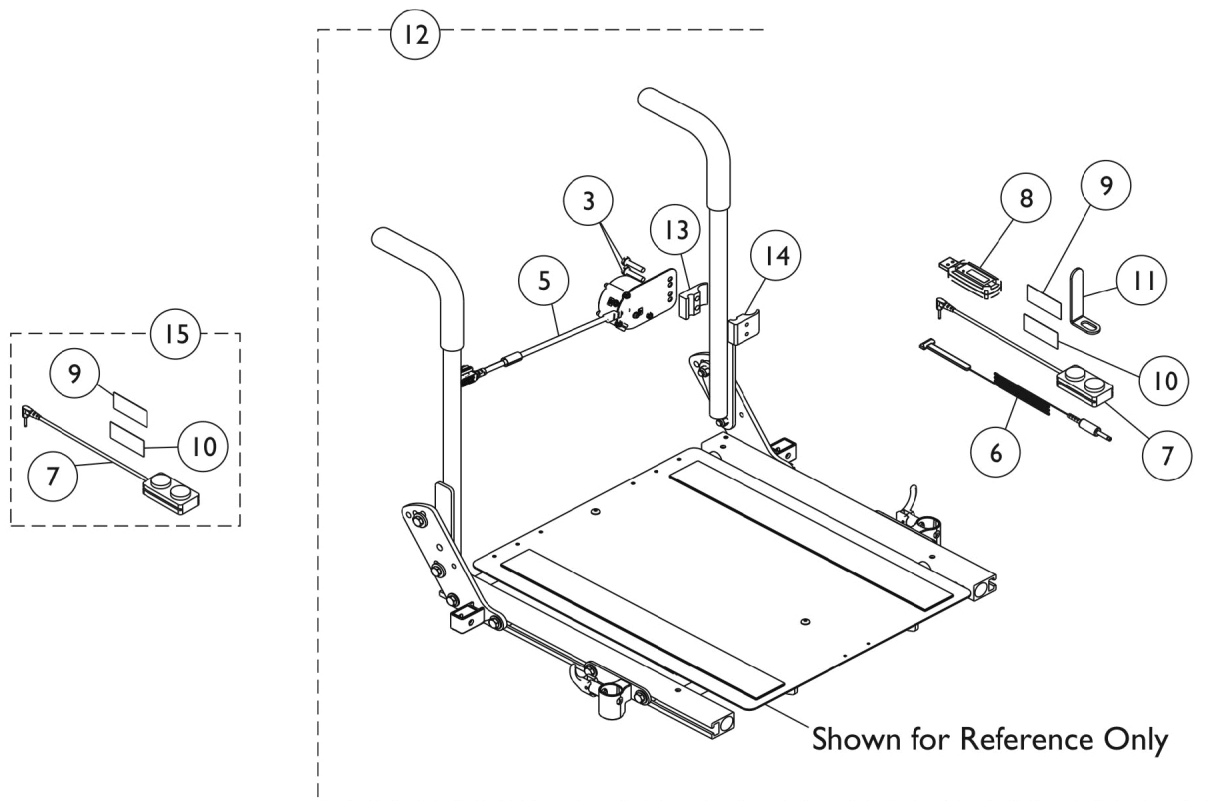
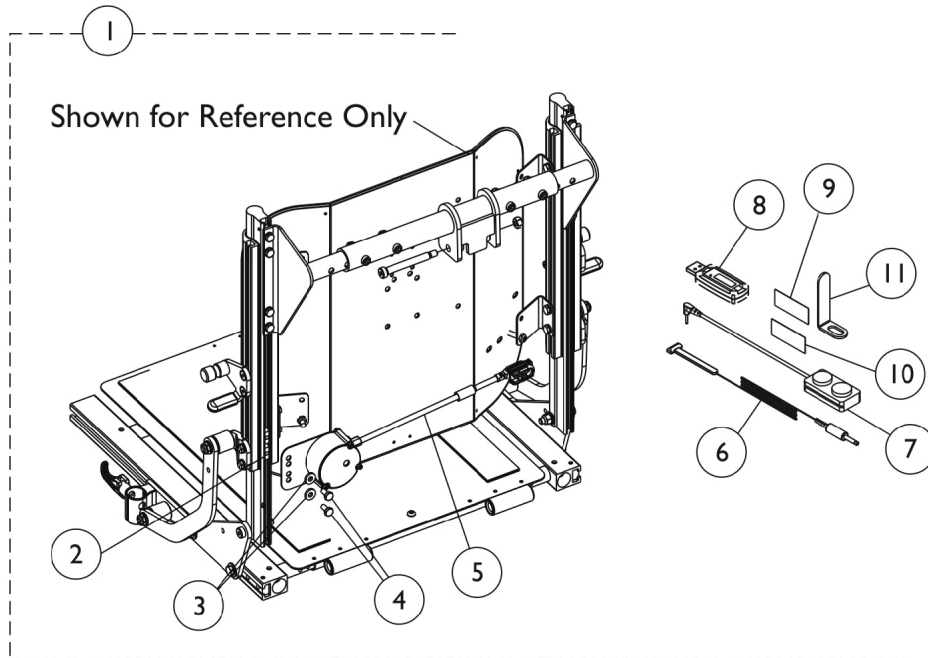
SHEP_089A

Tash and Therafin Accessories

NOTE: Used with (MK6 display or MPJM6 joystick) with SNPM6 Sip-N-Puff/Digital interface

Item Number	Note	Part Number	Description	Quantity Per	
				Package	Assembly
1		P5018-NLA	NLA - Wafer Board (5018)	1	1
2		P5020-NLA	NLA - Mini Joystick with Push (5020)	1	1
	A	1142362	Bib Assembly (PKG32669)	1	1
	A,B	1140824	Kit, Sip-N-Puff, 16" Fixed (PKG32666) Includes: (3) Air Tube Straws, (2) Saliva Traps, Tubing, Pivot Shaft/Flexible Metal Gooseneck Assembly, and Extruded Figure "8" Clamp to fit 7/8" Wheelchair Frame Tubing. Extruded Back Cane Adapter Clamp.	1	1
NOTE: A - Not Shown. B - See items included.					
For more information on Tash and Therafin products, please contact one of our Rehab Specialists.					

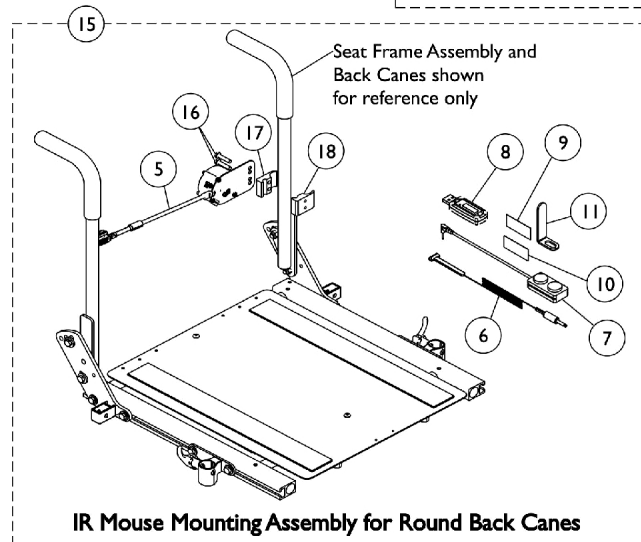
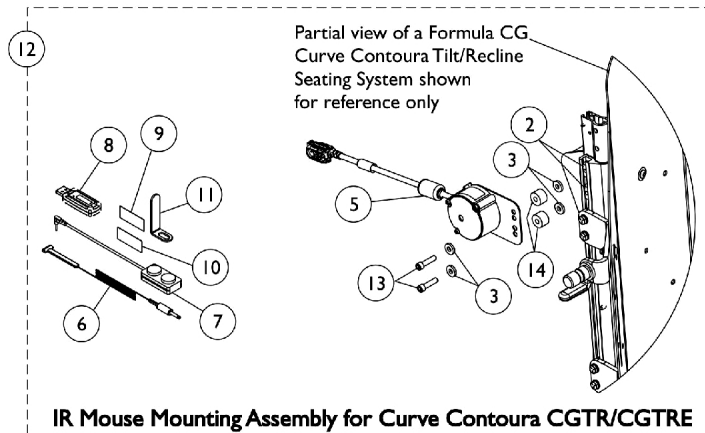
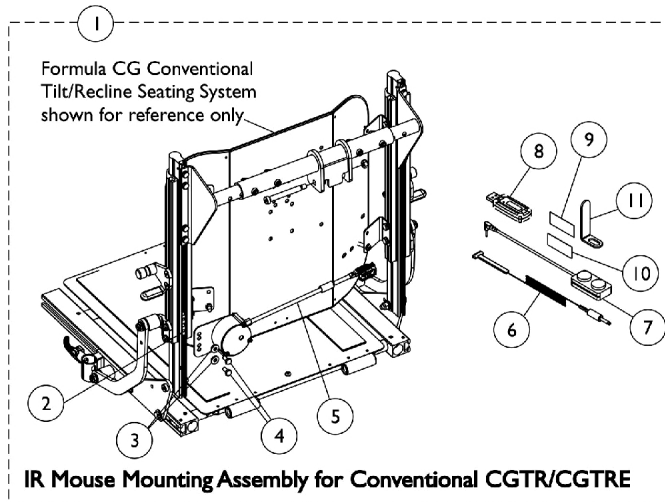
MK6i IR Wireless Mouse Module



MK6i IR Wireless Mouse Module

Item Number	Note	Part Number	Description	Quantity Per	
				Package	Assembly
1	A,D	1154091	IR Mouse Mounting Assembly w/ T-Nut	1	1
2			T-Nut (1/4-20)	1	2
3			Washer (1/4 x 5/8 x 3/32")	1	2
4			NLA - Screw, Hex Head (1/4-20 x 1-1/2")	1	2
5			NLA - IR Mouse Module Assembly (63" L)	1	1
6			Emmitter, IR, Single Head	1	1
7			Switch, Push Button Dual	1	1
8			USB, IR/RF Mouse Dongle, Programmed	1	1
9			Hook, Material	1	1
10			Loop, Material	1	1
11			Bracket, Support	1	1
		Owner's Manual, IR Mouse	1	1	
		Tie Wrap (5-5/8" L)	1	5	
12	B,D	1156634-NLA	NLA - IR Mouse Mounting Assembly w/ Clamp	1	1
3			NLA - Screw, Hex Head (1/4-20 x 1-1/8")	1	2
5			NLA - IR Mouse Module Assembly (63" L)	1	1
6			Emmitter, IR, Single Head	1	1
7			Switch, Push Button Dual	1	1
8			USB, IR/RF Mouse Dongle, Programmed	1	1
9			Hook, Material	1	1
10			Loop, Material	1	1
11			Bracket, Support	1	1
13			Half Clamp, Non-Threaded Holes	1	1
14			NLA - Half Clamp, Threaded Holes	1	1
			Tie Wrap (5-5/8" L)	1	5
			Owner's Manual, IR Mouse	1	1
5			C	1154084-NLA	NLA - IR Mouse Module Assembly (63" L)
6	1154089	Emmitter, IR, Single Head		1	1
8	1163503	USB, IR/RF Mouse Dongle, Programmed		1	1
15	1153635	Kit, Switch, Dual Push Button (2PB)		1	1
NOTE: A - Includes items 2-11, tie wraps and owner's manual. B - Includes items 3, 5-11, 13, 14, tie wraps and owner's manual. C - Includes items 7, 9 and 10. D - Used on power wheelchairs manufactured on or Before 11/30/16 only.					

MK6i IR Wireless Mouse Module - FDX



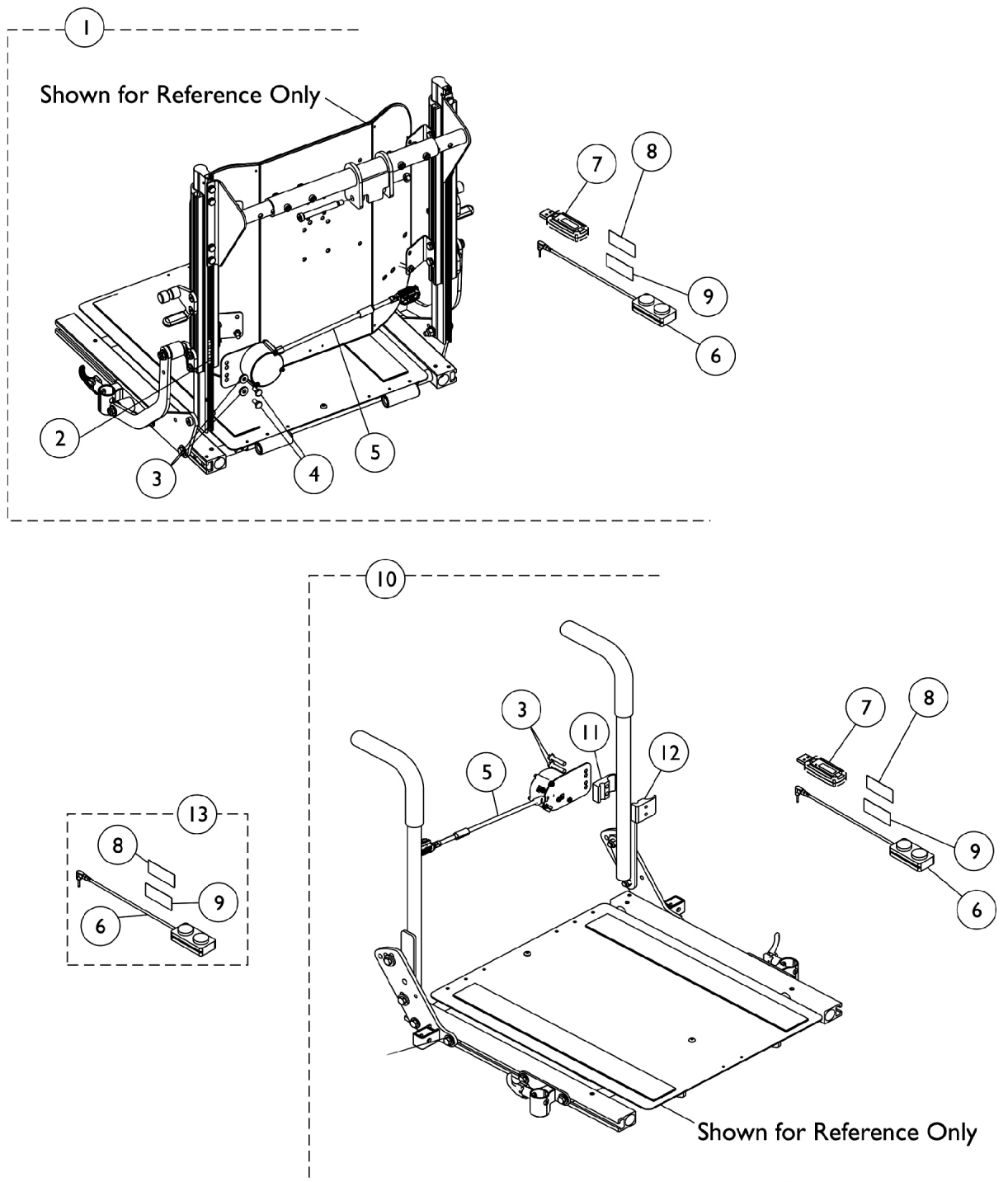
MK6i IR Wireless Mouse Module - FDX

Item Number	Note	Part Number	Description	Quantity Per	
				Package	Assembly
1	A	1168749-NLA	NLA - IR Mouse Mounting Assembly w/ T-Nut, Conventional	1	1
2			T-Nut (1/4-20)	1	2
3			Washer (1/4 x 5/8 x 3/32")	1	2
4			NLA - Screw, Hex Head (1/4-20 x 1-1/2")	1	2
5			NLA - IR Mouse Module Assembly (26" L)	1	1
6			Emmitter, IR, Single Head	1	1
7			Switch, Push Button Dual	1	1
8			USB, IR/RF Mouse Dongle, Programmed	1	1
9			Hook, Material	1	1
10			Loop, Material	1	1
11			Bracket, Support	1	1
			Owner's Manual, IR Mouse	1	1
			Tie Wrap (5-5/8" L)	1	5
12	B	1169289-NLA	NLA - IR Mouse Mounting Assembly w/ T-Nut, Curve Contoura	1	1
2			T-Nut (1/4-20)	1	2
3			Washer (1/4 x 5/8 x 3/32")	1	4
5			NLA - IR Mouse Module Assembly (26" L)	1	1
6			Emmitter, IR, Single Head	1	1
7			Switch, Push Button Dual	1	1
8			USB, IR/RF Mouse Dongle, Programmed	1	1
9			Hook, Material	1	1
10			Loop, Material	1	1
11			Bracket, Support	1	1
13			NLA - Screw, Socket Head Cap w/ Patch (1/4-20 x 1")	1	2
14			Spacer (1/4 x 3/4 x 1/2")	1	2
			Owner's Manual, IR Mouse	1	1
			Tie Wrap (5-5/8" L)	1	5
15	C	1168444-NLA	NLA - IR Mouse Mounting Assembly w/ Clamp	1	1
5			NLA - IR Mouse Module Assembly (26" L)	1	1
6			Emmitter, IR, Single Head	1	1
7			Switch, Push Button Dual	1	1
8			USB, IR/RF Mouse Dongle, Programmed	1	1
9			Hook, Material	1	1
10			Loop, Material	1	1
11			Bracket, Support	1	1
16			NLA - Screw, Hex Head (1/4-20 x 1-1/8")	1	2
17			Half Clamp, Non-Threaded Holes	1	1
18			NLA - Half Clamp, Threaded Holes	1	1
			Tie Wrap (5-5/8" L)	1	5
			Owner's Manual, IR Mouse	1	1
5		1167926-NLA	NLA - IR Mouse Module Assembly (26" L)	1	1
6		1154089	Emmitter, IR, Single Head	1	1

MK6i IR Wireless Mouse Module - FDX

Item Number	Note	Part Number	Description	Quantity Per	
				Package	Assembly
19	D	1153635	Kit, Switch, Dual Push Button (2PB)	1	1
NOTE: A - Includes items 2-11, tie wraps and owner's manual. B - Includes items 2, 3, 5-11, 13, 14, tie wraps and owner's manual. C - Includes items 5, 6-11 and 16-18, tie wraps and owner's manual. D - Includes items 7, 9 and 10.					

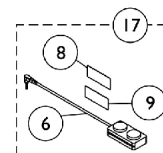
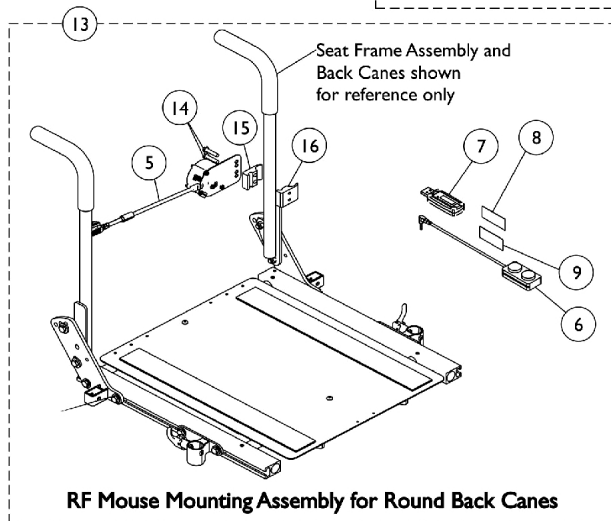
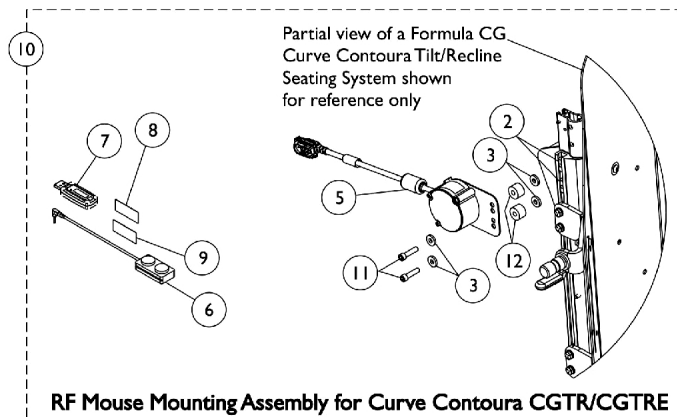
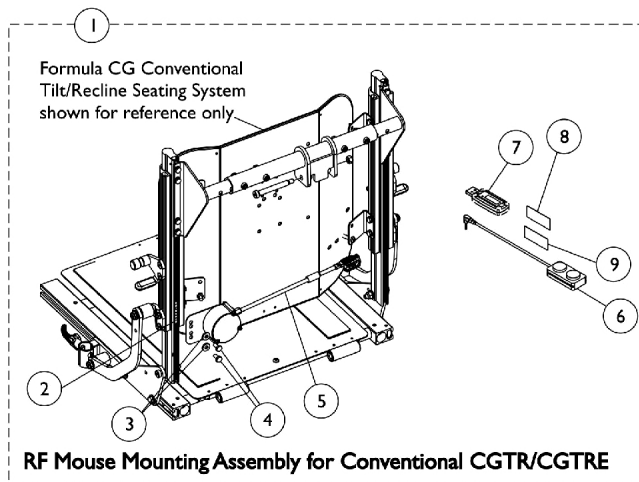
MK6i RF Wireless Mouse Module



MK6i RF Wireless Mouse Module

Item Number	Note	Part Number	Description	Quantity Per	
				Package	Assembly
1	A	1170139	RF Mouse Mounting Assembly w/ T-Nut	1	1
2			T-Nut (1/4-20)	1	2
3			Washer (1/4 x 5/8 x 3/32")	1	2
4			NLA - Screw, Hex Head (1/4-20 x 1-1/2")	1	2
5			NLA - RF Mouse Module Assembly (63" L)	1	1
6			Switch, Push Button Dual	1	1
7			USB, IR/RF Mouse Dongle, Programmed	1	1
8			Hook, Material	1	1
9			Loop, Material	1	1
			Owner's Manual, RF Mouse	1	1
			Tie Wrap (5-5/8" L)	1	5
7				1163503	USB, IR/RF Mouse Dongle, Programmed
10	B	1170140	RF Mouse Mounting Assembly w/ Clamp	1	1
3			NLA - Screw, Hex Head (1/4-20 x 1-1/8")	1	2
5			NLA - RF Mouse Module Assembly (63" L)	1	1
6			Switch, Push Button Dual	1	1
7			USB, IR/RF Mouse Dongle, Programmed	1	1
8			Hook, Material	1	1
9			Loop, Material	1	1
11			Half Clamp, Non-Threaded Holes	1	1
12			NLA - Half Clamp, Threaded Holes	1	1
			Tie Wrap (5-5/8" L)	1	5
			Owner's Manual, RF Mouse	1	1
5				1170124-NLA	NLA - RF Mouse Module Assembly (63" L)
7		1163503	USB, IR/RF Mouse Dongle, Programmed	1	1
13	C	1153635	Kit, Switch, Dual Push Button (2PB)	1	1
NOTE: A - Includes items 2-9, tie wraps and owner's manual. B - Includes items 3, 5-9, 11, 12, tie wraps and owner's manual. C - Includes items 6, 8 and 9					

MK6i RF Wireless Mouse Module - FDX



MK6i RF Wireless Mouse Module - FDX

Item Number	Note	Part Number	Description	Quantity Per	
				Package	Assembly
1	A	1170142-NLA	NLA - RF Mouse Mounting Assembly w/ T-Nut, Conventional	1	1
2			T-Nut (1/4-20)	1	2
3			Washer (1/4 x 5/8 x 3/32")	1	2
4			NLA - Screw, Hex Head (1/4-20 x 1-1/2")	1	2
5			NLA - RF Mouse Module Assembly (26" L)	1	1
6			Switch, Push Button Dual	1	1
7			USB, IR/RF Mouse Dongle, Programmed	1	1
8			Hook, Material	1	1
9			Loop, Material	1	1
			Owner's Manual, RF Mouse	1	1
			Tie Wrap (5-5/8" L)	1	5
7	B	1163503	USB, IR/RF Mouse Dongle, Programmed	1	1
10		1170143-NLA	NLA - RF Mouse Mounting Assembly w/ T-Nut, Contoura	1	1
2			T-Nut (1/4-20)	1	2
3			Washer (1/4 x 5/8 x 3/32")	1	4
5			NLA - RF Mouse Module Assembly (26" L)	1	1
6			Switch, Push Button Dual	1	1
7			USB, IR/RF Mouse Dongle, Programmed	1	1
8			Hook, Material	1	1
9			Loop, Material	1	1
11			NLA - Screw, Socket Head Cap w/ Patch (1/4-20 x 1")	1	2
12			Spacer (1/4 x 3/4 x 1/2")	1	2
			Owner's Manual, RF Mouse	1	1
			Tie Wrap (5-5/8" L)	1	5
7		1163503	USB, IR/RF Mouse Dongle, Programmed	1	1
13		1170141-NLA	NLA - RF Mouse Mounting Assembly w/ Clamp	1	1
5			NLA - RF Mouse Module Assembly (26" L)	1	1
6			Switch, Push Button Dual	1	1
7	USB, IR/RF Mouse Dongle, Programmed		1	1	
8	Hook, Material		1	1	
9	Loop, Material		1	1	
14	NLA - Screw, Hex Head (1/4-20 x 1-1/8")		1	2	
15	Half Clamp, Non-Threaded Holes		1	1	
16	NLA - Half Clamp, Threaded Holes		1	1	
	Tie Wrap (5-5/8" L)		1	5	
	Owner's Manual, RF Mouse		1	1	
5	1170125-NLA	NLA - RF Mouse Module Assembly (26" L)	1	1	
7	1163503	USB, IR/RF Mouse Dongle, Programmed	1	1	
17	D	1153635	Kit, Switch, Dual Push Button (2PB)	1	1

MK6i RF Wireless Mouse Module - FDX

NOTE: A - Includes items 2-9, tie wraps and owner's manual.
B - Includes items 2, 3, 5-9, 11, 12, tie wraps and owner's manual.
C - Includes items 5, 6-9 and 14-16, tie wraps and owner's manual.
D - Includes items 6, 8 and 9.

Warranty Replacement Parts

Part Number	Description	Quantity per Assembly
1123249E-NLA See Note(s) A, B	WARR RPLMT - Charger, Battery, 8 Amp, 115VAC (Off Board) Single Mode Round Plug w/ AC Power Line Cord, CTE Corp.	1
1118923E-NLA See Note(s) B	WARR RPLMT - Charger, Battery w/ Power Cord 3 Amp, On-Board	1
1136903E-NLA	WARR RPLMT - Box, Multiple Actuator Interface (S4WSB)	1
1140098E-NLA See Note(s) D	WARR RPLMT - Module, Tilt Recline Actuator (TRAM) - MK6i	1
NOTE: A - See Category "Controller - Programmer w/ Mtg. Hdw. - Pronto M51 w/ Formula CG Tilt" for additional information. B - See Category "Controller - Programmer w/ Mtg. Hdw. - Pronto M61" for additional information. D - See Categories for "Controller - Programmer - Shrouds and Tilt/Recline Actuator Module (TRAM)" for additional information.		

Invacare Corporation

www.invacare.com



Yes, you can.

One Invacare Way
Elyria, Oh USA
44036-2125
800-333-6900

Technical Support
800-832-4707
Customer Service
800-333-6900

Literature Orders
800-333-6900

© 2022 Invacare Corporation. All rights reserved. Republication, duplication or modification in whole or in part is prohibited without prior written permission from Invacare. Trademarks are identified by ™ and ®. All trademarks are owned by or licensed to Invacare Corporation or its subsidiaries unless otherwise noted.
(Revised 12/7/22)

Form No. 06-110