

## **TDX®SP/SP-GT/SR** **Power Wheelchair**



*Yes, you can.*

## Parts Catalog Usage Guide

The information contained in this document is subject to change without notice. This catalog contains service parts for Form No. 06-105. If you have any questions regarding this catalog, please contact one of our Customer Service Representatives.

### For Customer Service Support Call:

**1-800-333-6900**

### For Faxed In Orders Call:

**1-800-678-4682 or**

**1-440-366-0709**

### For Technical Service Call:

**1-800-832-4707**

### Literature Can Be Found at:

**www.invacare.com or**

**1-800-828-6272**

## SYMBOL DEFINITION

Throughout this catalog you will notice letters to draw your attention to specific footnotes which are located at the bottom of the page or below specified charts.

Examples:

A,B,C etc. = Special Comments

NOTE: = General information pertaining to that specific page

NLA = No Longer Available

## HARDWARE MEASUREMENTS

The measurements for the hardware will be listed as follows:

Screws, Bolts Diameter X Thread Count/Pitch X Length

Washers Inside Diameter X Outside Diameter X Thickness

Spacers Inside Diameter X Outside Diameter X Length

For your convenience, we have supplied an area for you to list your Invacare Representatives.

Name	Phone Numbers

© 2022 Invacare Corporation. Elyria, Ohio. Invacare, Yes, you can., the Blue Medallion Design, SureStep, TDX are registered trademarks and MK6i, SPJ, MPJ, are trademarks of Invacare Corporation.

Otto Bock is a registered trademark of Otto Bock Orthopaedische Industrie GMBH & Co.. Tash is a registered trademark of Tash International Inc.. Therafin is a registered trademark of

W/R/ Medical Electronics Co.. Bussman is a registered trademark of Cooper Industries. MIDI is a registered trademark of Littelfuse Inc.. Dynamic is a registered trademark of Dynamic Controls Limited. Super Lube is a registered trademark of Synco Chemical Corporation.



# TABLE of CONTENTS

Description	Page Number
A: READ THIS FIRST (THIS CATALOG IS DIFFERENT!) .....	8
Accessories - Compact Vent Assembly .....	289
Accessories - Miscellaneous .....	292
Accessories - Oxygen Holder Assembly Kit - ADJASBA Seats .....	285
Accessories - Oxygen Holder Assembly Kit - Van Seat .....	287
Arms - Adjustable Height - ADJASBA Seats (12"-16" W x 12"-18" D) .....	184
Arms - Adjustable Height - ADJASBA Seats (16"-24" W) x (16"- 22" D) .....	188
Arms - Cantilever .....	201
Arms - Fixed Height - ADJASBA Seats (16"-24" W) x (16"-22" D) .....	186
Arms - Mtg. Front/Rear Arm Socket Asbly. & Hdwr. - ADJASBA Seats (12"-16" W) .....	195
Arms - Mtg. Front/Rear Arm Socket Asbly. & Hdwr. - ADJASBA Seats (16"-24" W) TRRO Option	199
Arms - Mtg. Front/Rear Arm Socket Asbly. & Hdwr. - ADJASBA/ADJRECL Seats (16"-24" W)	197
Arms - Mtg. Swingaway Hardware - ADJASBA/ADJRECL Seats .....	193
Arms - Van Seat .....	190
Backs - Contoura without Mounting Hardware - ADJASBA Only - Before 5/15/09 .....	147
Backs - Conventional without Mounting Hardware (12"-15" W) .....	134
Backs - Curve Contoura without Mounting Hardware - After 5/14/09 .....	150
Backs - Metal Curved Assembly (16" - 24" W) .....	137
Backs - Mounting Hardware - Contoura - ADJASBA Only - Before 5/15/09 .....	156
Backs - Mounting Hardware - Conventional (12"-15" W) .....	154
Backs - Mounting Hardware - Curve Contoura - After 5/14/09 .....	158

# TABLE of CONTENTS

Description	Page Number
Backs - Mounting Hardware - Metal Curved (16" -24" W) .....	155
Backs - Recliner Assembly - ADJRECL Seat Frames .....	160
Battery Box Hardware .....	15
Battery Box Tie-Down Bracket Mounting Hardware For TRRO/TRBKTS Option .....	17
Battery Charger & Cables .....	27
Battery Tray Asbly. & Wire Harnesses - 22NF Batteries (For Narrow Battery Box) .....	19
Battery Tray Asbly. & Wire Harnesses - For Vent Tray w/ 3-22NF Batteries (For Wide Battery Box)	23
Battery Tray Asbly. & Wire Harnesses - GP24 Batteries (For Wide Battery Box) .....	21
Battery Wire Harnesses - 22NF Batteries - For Narrow & Wide Battery Boxes (CGE/CGTE/CGTRE)	25
Canes - Back & Spreader Bars - ADJASBA Seats (12"-16" W) .....	169
Canes - Back & Spreader Bars - ADJASBA Seats (16"-24" W) .....	177
Canes - Back Attaching Hardware - ADJASBA Seats (12"-16" W x 12"-15" D) TRRO Option	173
Canes - Back Attaching Hardware - ADJASBA Seats (12"-16" W x 16"-18" D) TRRO Option	175
Canes - Back Attaching Hardware - ADJASBA Seats (12"-16" W) .....	171
Canes - Back Attaching Hardware - ADJASBA Seats (16"-24" W) .....	180
Canes - Back Attaching Hardware - ADJASBA Seats (16"-24" W) TRRO Option .....	182
Caster & Forks - 6" Front & Rear .....	94
Cushions - Seat - Contoura Seating - ADJASBA Only .....	131
Cylinders - Locking Gas - TDX SP/SP-GT - After 3/4/07 (Canada After 6/30/11) .....	42
Cylinders - Locking Gas - TDX SP/SP-GT - After 3/4/07 (Canada Before 7/1/11) .....	44
Cylinders - Locking Gas - TDX SP/SP-GT - Before 3/5/07 .....	40

# TABLE of CONTENTS

<b>Description</b>	<b>Page Number</b>
Cylinders - Locking Gas - TDX SR .....	46
Electronics - MK6i ~PLEASE READ THIS SECTION~ .....	284
Fender Shroud Assembly - TDX SP/SP-GT .....	67
Fender Shroud Assembly - TDX SR .....	69
Frame Finishes - Touch-Up Paints & Upholstery Options .....	9
Frames - Seat ADJASBA - Seat Pan & Hdwr. (12"-16" W) .....	112
Frames - Seat ADJASBA Mtg. Hdwr. (12"-16" W) (For 22NF Battery Box) .....	118
Frames - Seat ADJASBA Mtg. Hdwr. (12"-16" W) (For GP24 Battery Box) .....	120
Frames - Seat ADJASBA Mtg. Hdwr. (16"-24" W) (For 22NF Battery Box) .....	122
Frames - Seat ADJASBA Mtg. Hdwr. (16"-24" W) (For GP24 Battery Box) .....	124
Frames - Seat ADJASBA/ADJRECL - Seat Pan & Hdwr. (16"-20" W x 16"-22" D) .....	114
Frames - Seat ADJASBA/ADJRECL - Seat Pan & Hdwr. (20"-24" W x 16"-22" D) .....	116
Frames - Van Seat & Hardware .....	126
Front Riggings - 90FB Flip-Up Removable Footboard Assembly .....	248
Front Riggings - Adjustable Angle Footplate Assemblies - AT5543 .....	238
Front Riggings - Adjustable Angle Footplate Assemblies - AT5543 For AT5044 .....	241
Front Riggings - Adjustable Heel Loops .....	246
Front Riggings - Calf Pads & Attaching Hardware .....	228
Front Riggings - Center Mount Rigging (CTMT-F with CTMTFB One PC Flip-Up Footboard) - After 12/30/09 .....	265
Front Riggings - Center Mount Rigging (CTMT-F with CTMTFB One PC Flip-Up Footboard) - Before 12/31/09 .....	263
Front Riggings - Center Mount Rigging (CTMT-F) Before 12/10/08 .....	252

# TABLE of CONTENTS

<b>Description</b>	<b>Page Number</b>
Front Riggings - Center Mount Rigging (CTMT-FJ) Before 12/10/08 .....	250
Front Riggings - Center Mount Rigging (CTMT-J/CTMT-FJ/CTMT/CTMT-F/CTMT-L/CTMT-FL) - After 12/09/08 .....	255
Front Riggings - Center Mount Rigging Kit (CTMT-F/CTMT-FJ) - Before 12/10/08 .....	275
Front Riggings - Center Mount Rigging Mtg. Hdw. - (CTMT-F/CTMT-FJ) (12"-16" W) .....	269
Front Riggings - Center Mount Rigging Mtg. Hdw. - (CTMT-F/CTMT-FJ) (16"-24" W) .....	271
Front Riggings - Center Mount Rigging Mtg. Hdw. - (CTMT-F/CTMT-FJ) Van Seat .....	273
Front Riggings - Footrest & Legrest Accessories .....	243
Front Riggings - Footrest Support Assemblies (Sector Style) .....	215
Front Riggings - Footrest Support Assembly - (Hemi) - PHW93 .....	217
Front Riggings - Front Rigging Hanger Hdw. - Pin & Sector Style - ADJASBA (12"-16" W) ...	209
Front Riggings - Front Rigging Hanger Hdw. - Pin & Sector Style - ADJASBA/ADJRECL (16"-24" W) .....	211
Front Riggings - Front Rigging Hanger Hdw. - Van Seat .....	213
Front Riggings - Legrest Support Assembly - AT5544 .....	219
Front Riggings - Legrest Support Assembly - Wedge Style AT5044 .....	221
Front Riggings - Legrest Support Assembly, Articulating (Hemi) - PHAL4A .....	225
Front Riggings - Pivot/Slide Tube & 1350 Extra Large Aluminum Footplates - AT5044 .....	236
Front Riggings - Pivot/Slide Tube & 1650 - 1350 Aluminum Footplates .....	234
Front Riggings - Pivot/Slide Tube & 1651 Composite Footplates .....	230
Front Riggings - Pivot/Slide Tube & 1651 Composite Footplates - AT5044 .....	232
Front Riggings - Power Articulating Legrest - ELRPW/ELRPW22 .....	279
Front Riggings - Power Articulating Legrest - ELRPW/ELRPW22 Harness & Hdw. For ADJASBA Seat .....	282

# TABLE of CONTENTS

Description	Page Number
Front Riggings - Reference Chart - 70ST TAPER .....	208
Front Riggings - Reference Chart - AT5544 - AT5044 - 70NHD - PHW93 .....	204
Front Riggings - Reference Chart - PHAL4A .....	207
Label Locations For TRRO & TRBKTS Options .....	13
Motors - 4-Pole - Gearbox & Mounting Hardware - Before 3/16/11 .....	48
Motors - 4-Pole - Gearbox & Mounting Hardware - Canada Before 7/1/11 .....	51
Motors - 4-Pole - SSD Gearbox & Mtg. Hdwr. (3/16/11-8/29/17 300 lb.) and ALL 400 lb. After 3/15/11	54
Motors - 4-Pole - SSD Gearbox & Mtg. Hdwr. 300 lb. After 8/29/17 .....	60
Motors - GB (TrueTrack) HD and Mounting Hardware - TDX SR .....	64
Packaging - Literature & Decals .....	11
Pivot Assembly - Rear - After 9/6/07 .....	87
Pivot Assembly - Rear - Before 9/7/07 .....	84
Pivot Assembly - Rear Mounting Hardware - After 9/6/07 .....	92
Pivot Assembly - Rear Mounting Hardware - Before 9/7/07 .....	90
Shrouds & Hardware .....	77
Shrouds & Hardware - (Narrow Battery Box After 1/3/08) & Wide Battery Box - CGE/CGTE/CGTRE - TDX SP/SP-GT/SR	82
Shrouds & Hardware - Narrow Battery Box (CGE) Before 1/4/08 .....	80
TRRO & TRBKTS Option Clarification Reference .....	14
Upholstery - Back - Non-Recliner - Nylon .....	164
Upholstery - Back - Recliner - Nylon .....	166
Upholstery - Headrest & Pillows .....	168

# TABLE of CONTENTS

<b>Description</b>	<b>Page Number</b>
Van Seat Assembly .....	128
Walking Beam - Lower Pivot Link & Mounting Hardware - TDX SP/SP-GT - After 3/15/11 (Canada After 6/30/11)	35
Walking Beam - Lower Pivot Link & Mounting Hardware - TDX SP/SP-GT - Before 3/16/11 ..	29
Walking Beam - Lower Pivot Link & Mounting Hardware - TDX SP/SP-GT (Canada Before 7/1/11)	32
Walking Beam - Lower Pivot Link & Mounting Hardware - TDX SR .....	38
Warranty Replacement Parts .....	295
Wheel Lock Assembly - 4-Pole Motor - TDX SP/SP-GT (Before 05/13/11) (Canada Before 7/1/11)	71
Wheel Lock Assembly - 4-Pole Motor/SSD Gearbox - TDX SP/SP-GT (After 05/12/11) (Canada After 6/30/11)	73
Wheel Lock Assembly - TDX SR .....	75
Wheels - Drive Wheels - Free Wheel Hub Mount & Hardware (14" x 3") TDX SP/SP-GT - After 3/15/11 (Canada After 6/30/11)	110
Wheels - Drive Wheels - Free Wheel Hub Mount & Hardware (14" x 3") TDX SP/SP-GT - Before 3/16/11	106
Wheels - Drive Wheels - Free Wheel Hub Mount & Hardware (14" x 3") TDX SP/SP-GT (Canada Before 7/1/11)	108
Wheels - Drive Wheels & Mtg. Hardware (14" x 3") TDX SP/SP-GT - After 3/15/11 (Canada After 6/30/11)	102
Wheels - Drive Wheels & Mtg. Hardware (14" x 3") TDX SP/SP-GT - Before 3/16/11 .....	98
Wheels - Drive Wheels & Mtg. Hdwr. (14" x 3") GB TT HD Motors - TDX SR .....	104
Wheels - Drive Wheels & Mtg. Hdwr. (14" x 3") TDX SP/SP-GT (Canada Before 7/1/11) .....	100

# **A: READ THIS FIRST (THIS CATALOG IS DIFFERENT!)**

TDX SP/SR  
parts catalog information is now divided into two separate catalogs.

The Form Numbers and Cover Titles are listed below.

**Form # 06-105**  
TDX SP/SR  
Powered Wheelchair

**Form # 06-110**  
MK6i Electronics  
(MK6i was introduced on or about 10/9/06)

**Use both form numbers to order a “complete” Parts Catalog**

# Frame Finishes, Touch-Up Paints and Upholstery Options

## Frame Finishes and Touch-Up Paint

Color Number	Part Number	Bottle Size	Frame Finish
24P	1031450-NLA	.6 oz.	Wet Black
29P	1031447-NLA	.6 oz.	White/ White Snow
30P	N/A	N/A	Sunny Yellow
60P	N/A	N/A	Silver Metallic
61P	1046321-NLA	.6 oz.	Electric Red
62P	1046320-NLA	.6 oz.	Electric Blue
71P	N/A	N/A	Silver Vein
104P	1101316-NLA	.6 oz.	Electric Teal
105P	1101326-NLA	.6 oz.	Midnight Blue
115P	1133371-NLA	.6 oz.	Black Prism
116P	1133372-NLA	.6 oz.	Sunkissed Orange
117P	1133373-NLA	.6 oz.	Tangerine Red
118P	1133374-NLA	.6 oz.	Fruit Fusion
119P	1133375-NLA	.6 oz.	Bubblegum Pink
120P	1133376-NLA	.6 oz.	Grape Madness
121P	1133377-NLA	.6 oz.	Lolly Pop Blue
122P	1133378-NLA	.6 oz.	Cosmic Blue
123P	1133379-NLA	.6 oz.	Celestial Purple
124P	1133380-NLA	.6 oz.	Vivid Violet
125P	1133381-NLA	.6 oz.	Emerald Green
126P	1133382-NLA	.6 oz.	Shamrock Green
127P	1133383-NLA	.6 oz.	Grasshopper Green

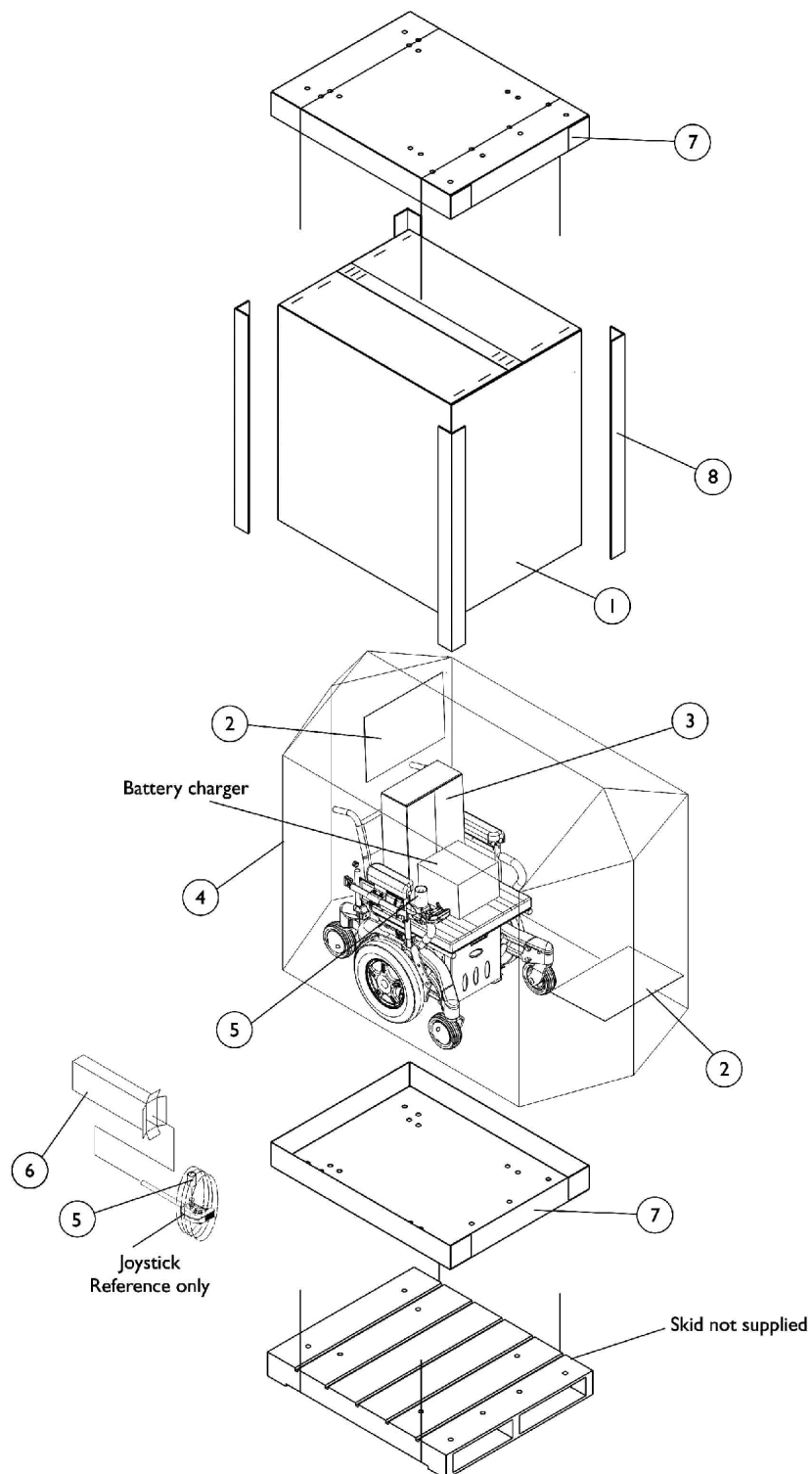


# Frame Finishes, Touch-Up Paints and Upholstery Options

## Upholstery Options

Nylon Color
U240 Black

# Packaging, Literature and Decals



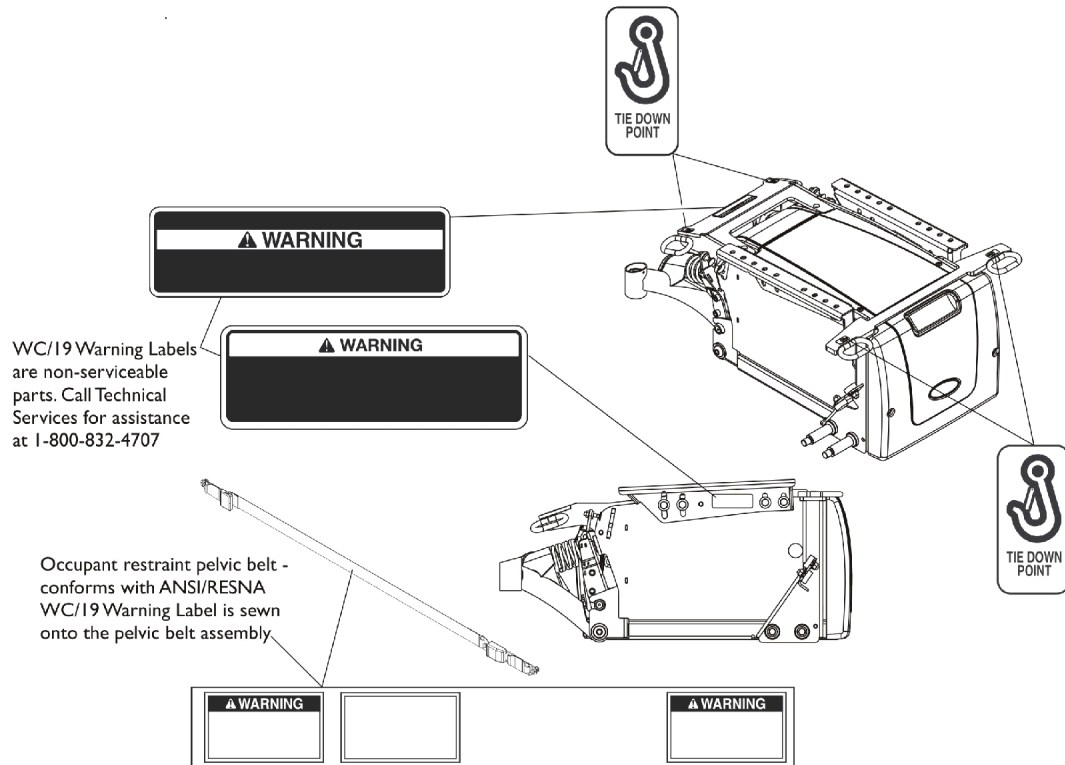
## Packaging, Literature and Decals

Item Number	Note	Part Number	Description	Quantity Per	
				Package	Assembly
1	A	1030365	Carton, Cover	1	1
1	B	1030364	Carton, Cover	1	1
1	C	1031682	Carton, Cover	1	1
1	D	1036028	Carton, Cover	1	1
2		40131X161	Insert, Plain Pad	1	2
3		40131X011-NLA	NLA - Carton, Front Riggings	1	1
4		1015592	Bag, Poly (72" L x 35" W x 19" D)	1	1
5		1043198-NLA	NLA - Tube, Paper	1	1
6	L	1012001-NLA	NLA - Carton, Joystick	1	1
7	E	1030362	Carton, Tray	1	2
7	F	1036027	Carton, Tray	1	2
8	E	1115174	Carton, Corner Reinforcement	1	4
8	C	1129589-NLA	Carton, Corner Reinforcement	1	4
8	F	1129590-NLA	Carton, Corner Reinforcement	1	4
	G	00077X031-NLA	NLA - Warranty Card	1	1
	G	1143190-NLA	NLA - Owner's Manual, TDX SP/SR Base	1	1
	G	1143192-NLA	NLA - Owner's Manual, ADJASBA Seat with MK6i Electronics	1	1
	G	1143195-NLA	NLA - Owner's Manual, Van Seat's with MK6i Electronics	1	1
	G,H,I	1144688	Decal, TDX SP, Yellow	1	2
	G,H,I	1149347	Decal, TDX SR, Yellow	1	2
	G,H,J	1121689	Decal, TDX SP, Black	1	2
	G,H,J	1149346	Decal, TDX SR, Black	1	2
	G,K	1083199-NLA	NLA - Label, Hook Tie-Down	1	4

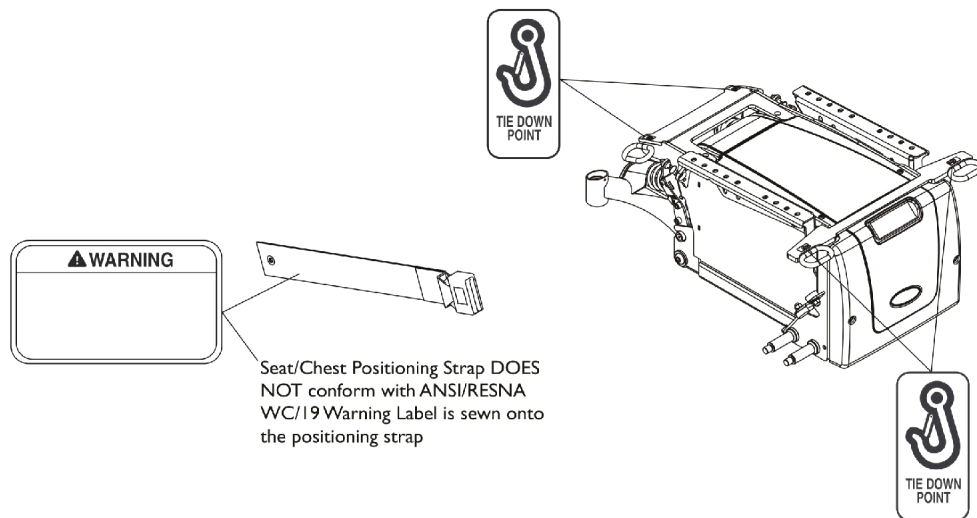
NOTE: A - Base only and all ADJASBA seat only models  
 B - 12" Wide - 20" Wide ADJASBA seat with base models  
 C - 16" Wide - 20" Wide ADJASBA seat with base models with medium and tall seat-to-floor heights  
 D - 21" Wide - 24" Wide ADJASBA seat with base models  
 E - 12" Wide - 20" Wide ADJASBA seat with base and base only models  
 F - 21" Wide - 24" Wide ADJASBA seat with base models  
 G - Not Shown  
 H - Model Decal attaches to the walking beam assembly  
 I - The TDX SP/SR yellow decal is used for all frame colors except 30P Sunny Yellow, 60P Silver Metallic and 71P Silver Vein  
 J - The TDX SP/SR black decal is used for 30P Sunny Yellow, 60P Silver Metallic and 71P Silver Vein frame colors only  
 K - For TRRO/TRBKTS wheelchairs only  
 L - Can use Item #3 part #40131X011 for a Joystick also.

When adjusting or replacing parts, please refer to your Owner's Manual for assistance.

# Label Locations For TRRO and TRBKTS Options



## TRRO Option Label Locations



## TRBKTS Option Label Locations

# TRRO and TRBKTS Option Clarification Reference

TRRO and TRBKTS Option is an On-Chair option only.

## About Transport Ready Packages

**TRRO** includes four factory-installed transport brackets and a wheelchair anchored pelvic belt. **TRRO** has been crash-tested in accordance with ANSI/RESNA WC Vol. 1 Section 19 Frontal Impact Test requirements for wheelchairs with a 168 lb. Crash dummy, which corresponds to a person with weight of 114 to 209 lbs.

**TRBKTS** includes four factory-installed wheelchair transport brackets. **TRBKTS** has not been crash-tested in accordance with WC 19. Use these transport brackets only to secure an unoccupied wheelchair during transport.

Only use the transport brackets included with **TRRO** and **TRBKTS** for the purpose described in the appropriate Owner's Operator and Maintenance Manual.

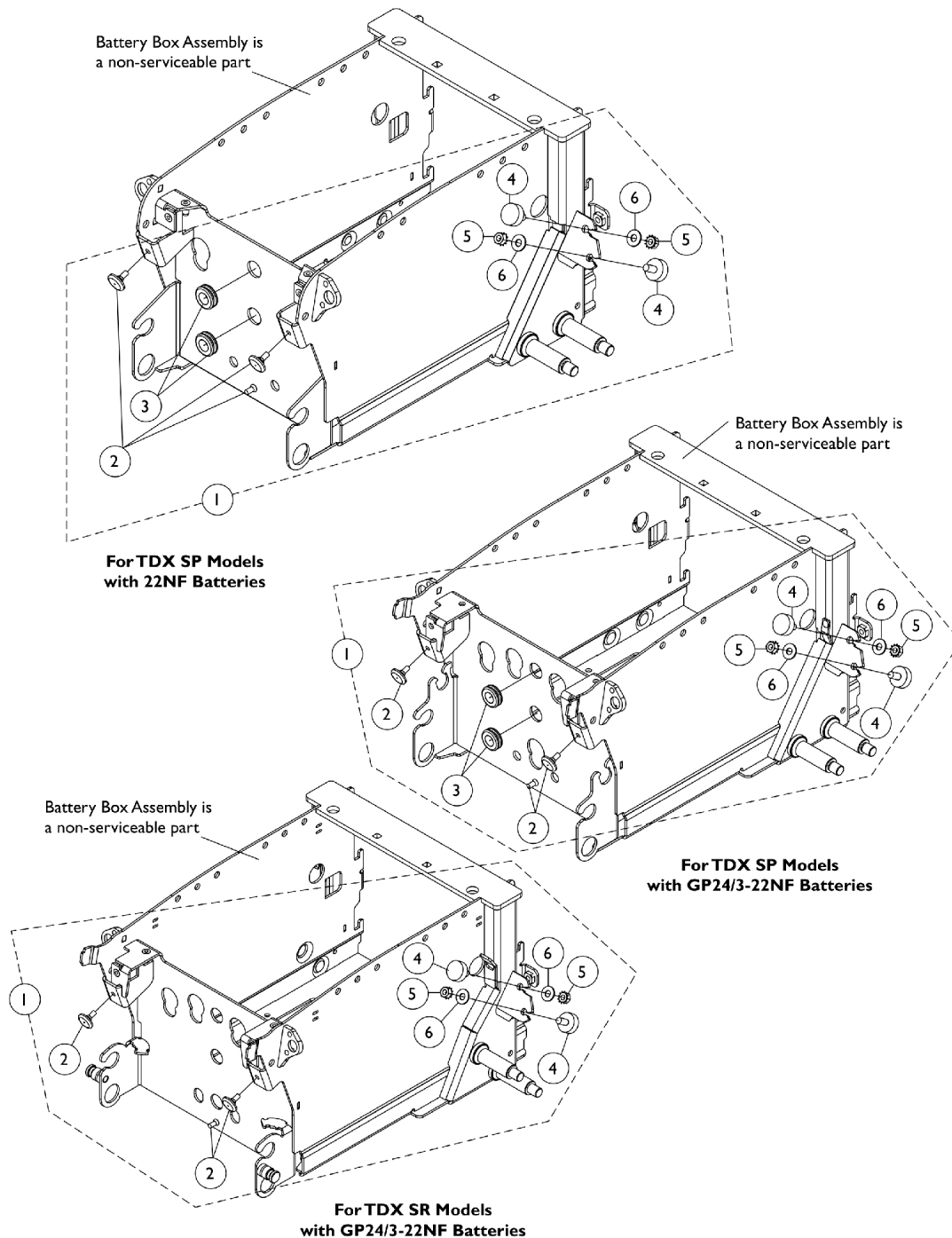
Battery support brackets **MUST** be installed at all times. Otherwise, the wheelchair will not be WC/19 compliant. Refer to Removing/Installing the Batteries From/Into the Wheelchair in the appropriate Owner's Operator and Maintenance Manual.

As of this date, the Department of Transportation has not approved any tie-down systems for transportation of a user while in a wheelchair, in a moving vehicle of any type. It is Invacare's position that users of wheelchairs should be transferred into appropriate seating in vehicles for transportation and use be made of the restraints made available by the auto industry. Invacare cannot and does not recommend any wheelchair transportation systems.

**NOTE:** ANSI = American National Standards Institute, RESNA = Rehabilitation Engineering and Assistive Technology Society of North America.

# Battery Box Hardware

The Battery Boxes are non-serviceable parts in the field. Wheelchair must be returned to Invacare for repair. Call Technical Services for assistance (1-800-832-4707) NOTE: The 22NF Battery Box (NARROW) cannot be used for Vent Tray applications. The GP24/3-22NF Battery Box (WIDE) is the only Battery Box that can be used for Vent Tray applications.

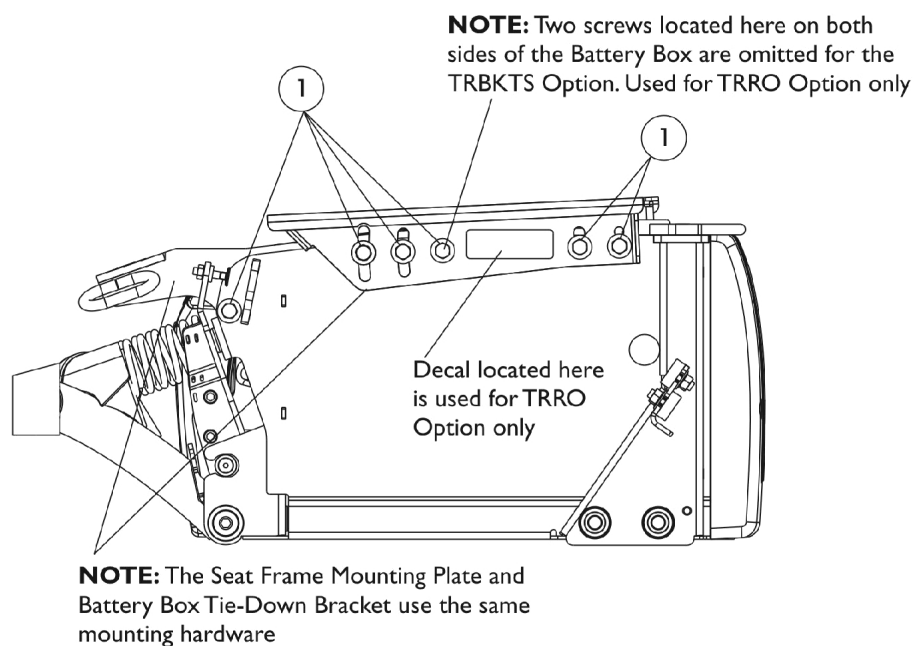
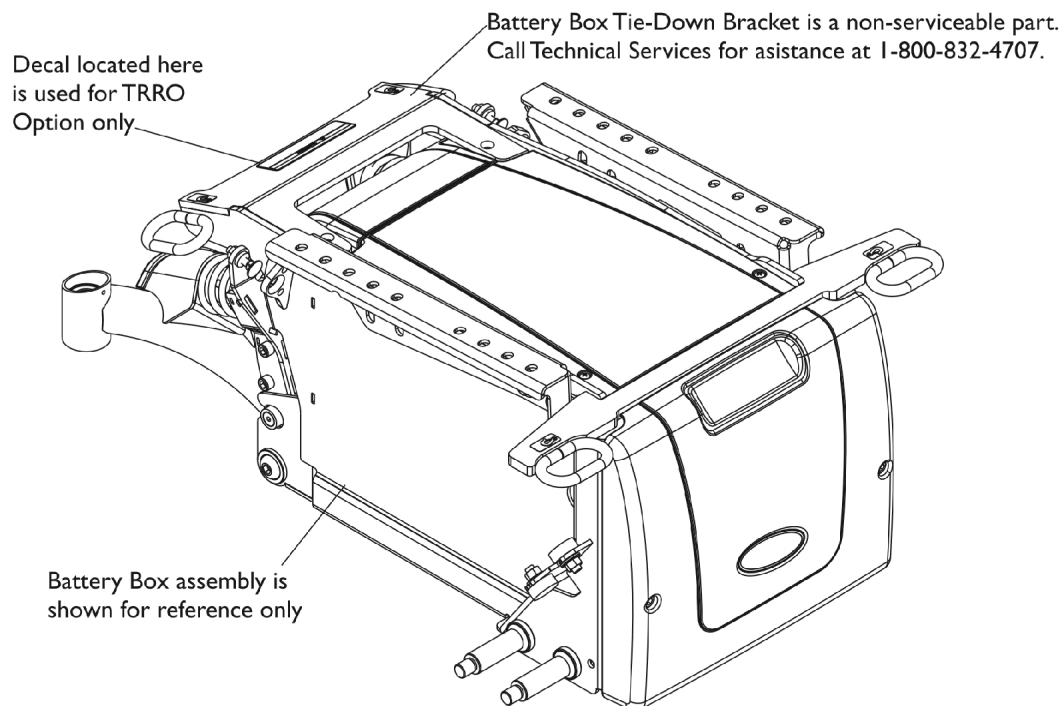


## Battery Box Hardware

The Battery Boxes are non-serviceable parts in the field. Wheelchair must be returned to Invacare for repair. Call Technical Services for assistance (1-800-832-4707) NOTE: The 22NF Battery Box (NARROW) cannot be used for Vent Tray applications. The GP24/3-22NF Battery Box (WIDE) is the only Battery Box that can be used for Vent Tray applications.

Item Number	Note	Part Number	Description	Quantity Per	
				Package	Assembly
1	A	1145071	Kit, Battery Box Rubber Bumper and Grommet Hardware	1	1
2			Bumper, Rubber (7/8" Diameter x 3/16")	1	3
3			Grommet, Rubber (9/16 ID x 1-1/16 OD x 3/8")	1	2
4			Bumper, Rubber (1" Diameter x 3/8")	1	4
5			NLA - Nut, Keps (5/16-18)	1	4
6			Washer, Steel (5/16 x 3/4 x 1/16")	1	4
1	B	1149335	Kit, Battery Box Rubber Bumper and Grommet Hardware For TDX SR	1	1
2			Bumper, Rubber (7/8" Diameter x 3/16")	1	3
4			Bumper, Rubber (1" Diameter x 3/8")	1	4
5			NLA - Nut, Keps (5/16-18)	1	4
6			Washer, Steel (5/16 x 3/4 x 1/16")	1	4
NOTE: A - Includes items 2-6 and is used for both 22NF NARROW Battery Box and/or GP24/3-22NF WIDE Battery Boxes For TDX SP models B - Includes items 2, 4-6 and is used for GP24/3-22NF WIDE Battery Box for TDX SR models. TDX SR with Elevate will only use (2) 22NF batteries in a WIDE Battery Box					

# Battery Box Tie-Down Bracket Mounting Hardware For TRRO/TRBKTS Option



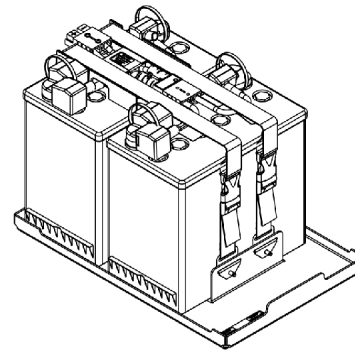


## Battery Box Tie-Down Bracket Mounting Hardware For TRRO/TRBKTS Option

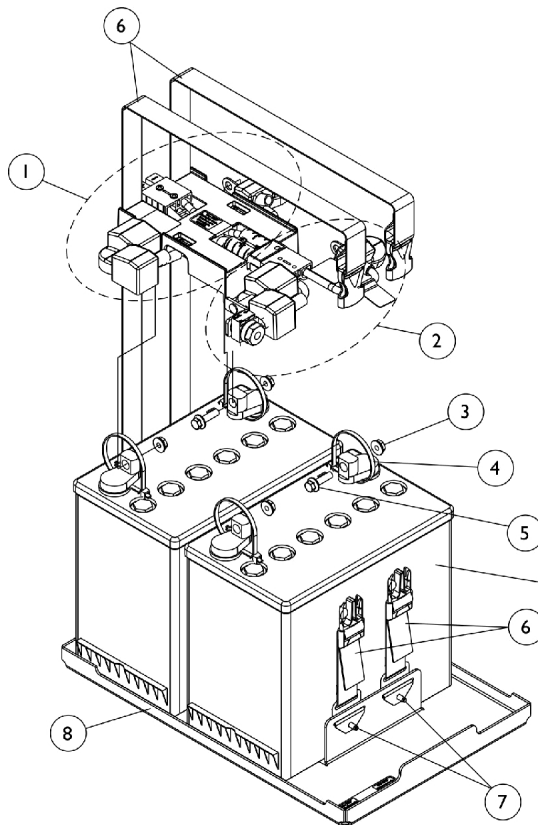
Item Number	Note	Part Number	Description	Quantity Per	
				Package	Assembly
1	A	1144677-NLA	NLA - Package, Screw Hex Head Sems with Patch (5/16-18 x 3/4")	12	1
1	B	1144678	Package, Screw Hex Head Sems with Patch (5/16-18 x 3/4")	10	1
NOTE: A - Bracket Tie-Down Mounting Hardware For TRRO Option B - Bracket Tie-Down Mounting Hardware For TRBKTS Option					

# Battery Tray Assembly and Wire Harnesses

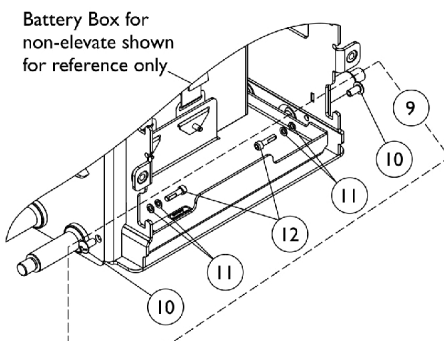
## 22NF Batteries



Assembled View

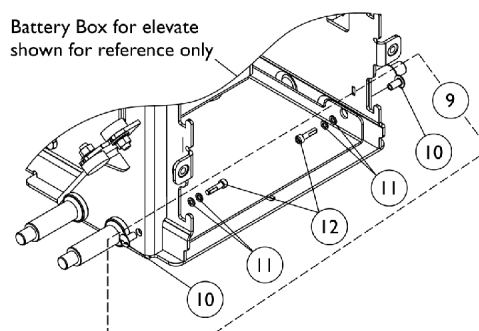


Battery shown  
for reference only



Battery Box for  
non-elevate shown  
for reference only

Battery Tray Stop Hardware



Battery Box for elevate  
shown for reference only

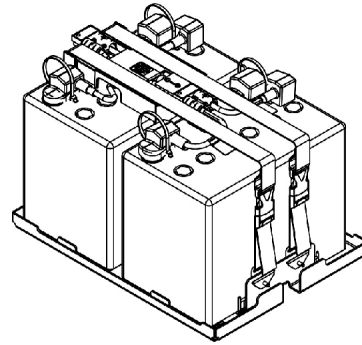
Battery Tray Stop Hardware

## Battery Tray Assembly and Wire Harnesses 22NF Batteries

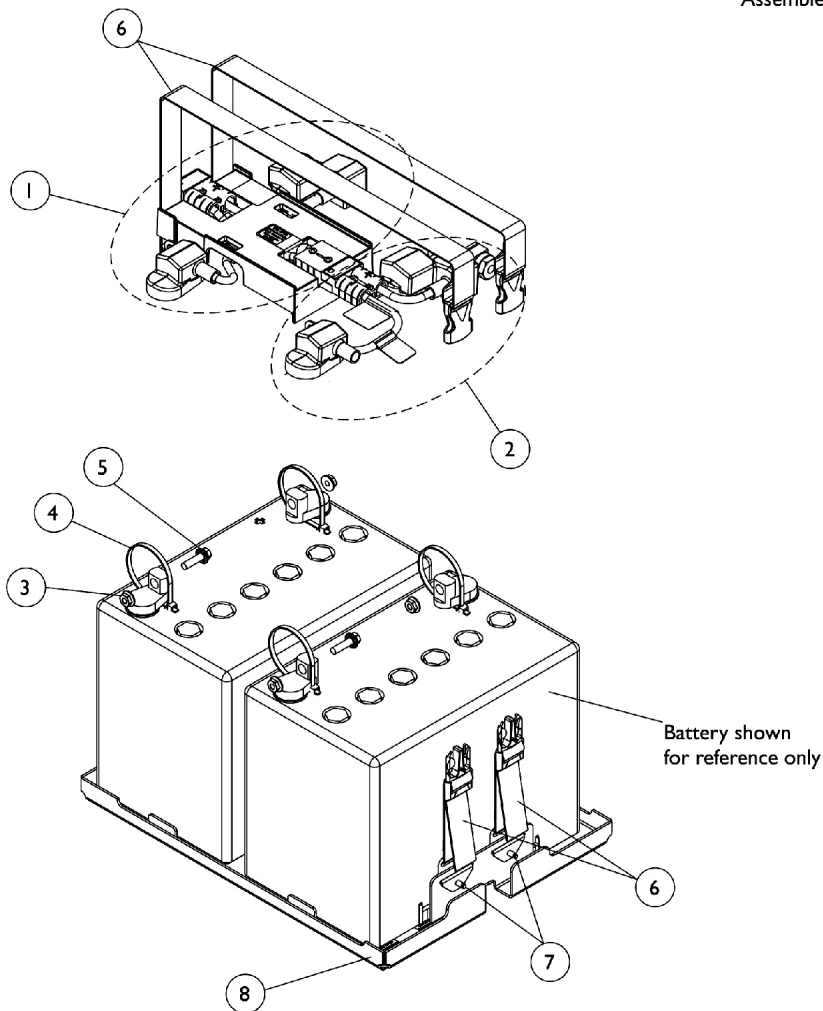
Item Number	Note	Part Number	Description	Quantity Per	
				Package	Assembly
1	A,B	1120363	Battery Wire Harness with Terminal Hardware, 22NF - Rear	1	1
2	A,B	1120362	Battery Wire Harness with Terminal Hardware, 22NF - Front	1	1
3		16721X000	Locknut (1/4-20)	1	4
4		1095502-NLA	NLA - Package, Tie Wrap (11-1/2" L)	10	1
5		1096799-NLA	NLA - Screw, Hex Flange Whiz Lock (1/4-20 x 7/8")	1	2
6		1144682	Kit, Battery Strap Assembly, 22NF	1	2
7		16348X000-NLA	NLA - Rivet (3/16 x 7/16")	1	4
8	C	1157804	Kit, Battery Tray Assembly, 22NF	1	1
9	D	1144685	Kit, Battery Tray Stop Hardware	1	1
10			NLA - Rivnut (#10-32)	1	2
11			Washer, Locking Split (#10)	1	4
12			Screw, Socket Head w/ Patch (#10-32 x 3/4")	1	2
	E	1144611	Strip, Self Adhesive Wear (2-1/2' L x 1/2" W)	1	1
<b>NOTE:</b> A - Individual components are not available for the battery wire harnesses B - Includes items 3-5 C - Includes the Battery Tray and items 6-7 D - Includes items 10-12 E - Not Shown. The Self Adhesive Wear Strip is attached to the bottom side of the Battery Tray on both sides to allow removal from the Battery Box easier. One strip will accommodate both sides. Cut strip to desired length.					

# Battery Tray Assembly and Wire Harnesses

## GP24 Batteries



Assembled View

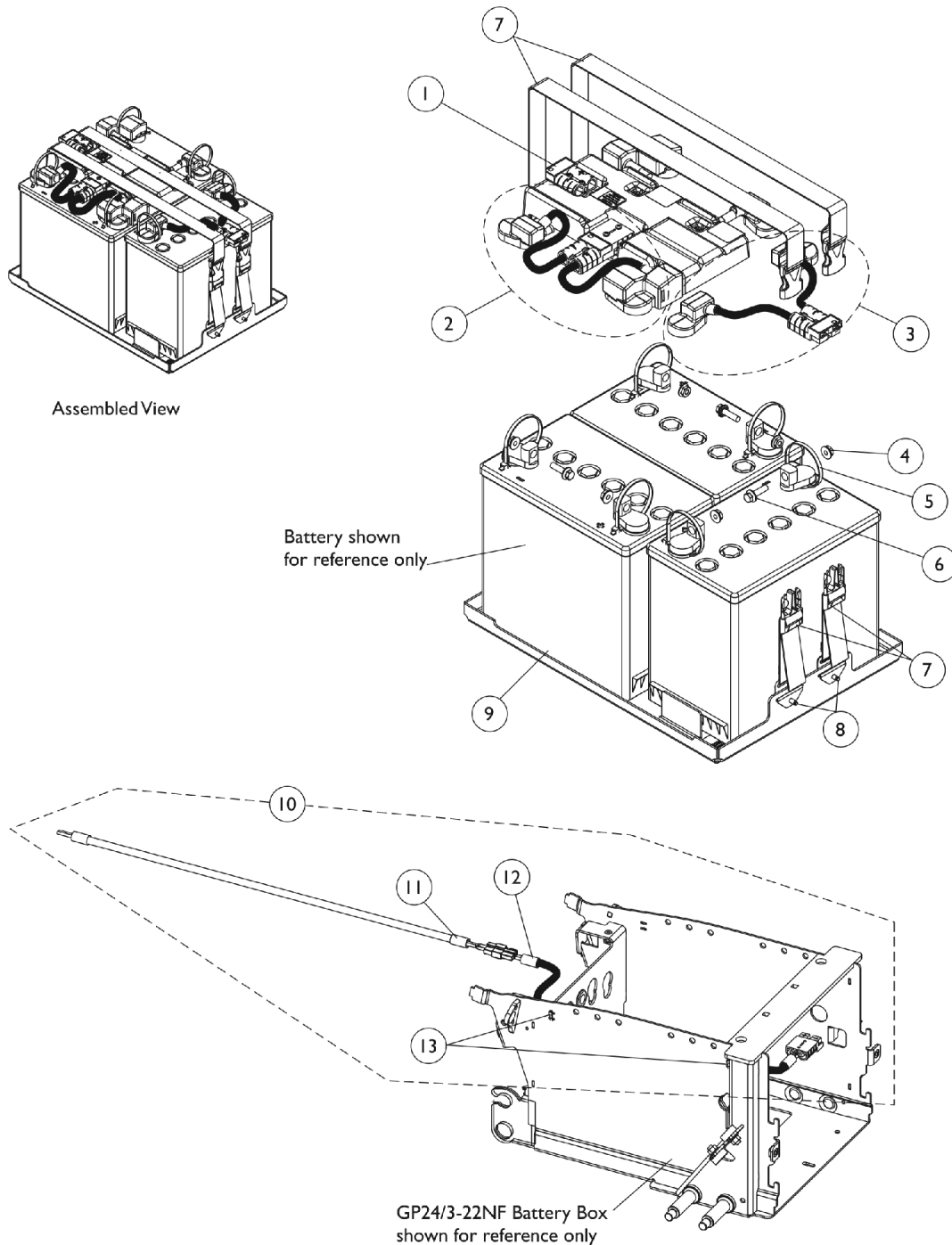


## Battery Tray Assembly and Wire Harnesses GP24 Batteries

Item Number	Note	Part Number	Description	Quantity Per	
				Package	Assembly
1	A,B	1120366	Harness, Battery Wire with Terminal Hardware, GP24, Rear	1	1
2	A,B	1120365	Harness, Battery Wire with Terminal Hardware, GP24, Front	1	1
3		16721X000	Locknut (1/4-20)	1	4
4		1095502-NLA	NLA - Package, Tie Wrap (11-1/2" L)	10	1
5		1096799-NLA	NLA - Screw, Hex Flange Whiz Lock (1/4-20 x 7/8")	1	2
6		1147126	Battery Strap Assembly, GP24/3-22NF	1	2
7		16348X000-NLA	NLA - Rivet (3/16 x 7/16")	1	4
8	C	1157802	Kit, Battery Tray Assembly, GP24	1	1
	D	1144611	Strip, Self Adhesive Wear (2-1/2' L x 1/2" W)	1	1
NOTE: A - Individual components are not available for the battery wire harnesses B - Includes items 3-5 C - Includes items 6 and 7 also D - Not Shown. The Self Adhesive Wear Strip is attached to the bottom side of the Battery Tray on both sides to allow removal from the Battery Box easier. One strip will accommodate both sides. Cut strip to desired length.					

# Battery Tray Assembly and Wire Harnesses - For Vent Tray w/ 3-22NF Batteries

The GP24/3-22NF Battery Box (WIDE) is the only Battery Box that can be used for Vent Tray applications.  
The 22NF Battery Box (NARROW) cannot be used.



# Battery Tray Assembly and Wire Harnesses - For Vent Tray w/ 3-22NF Batteries

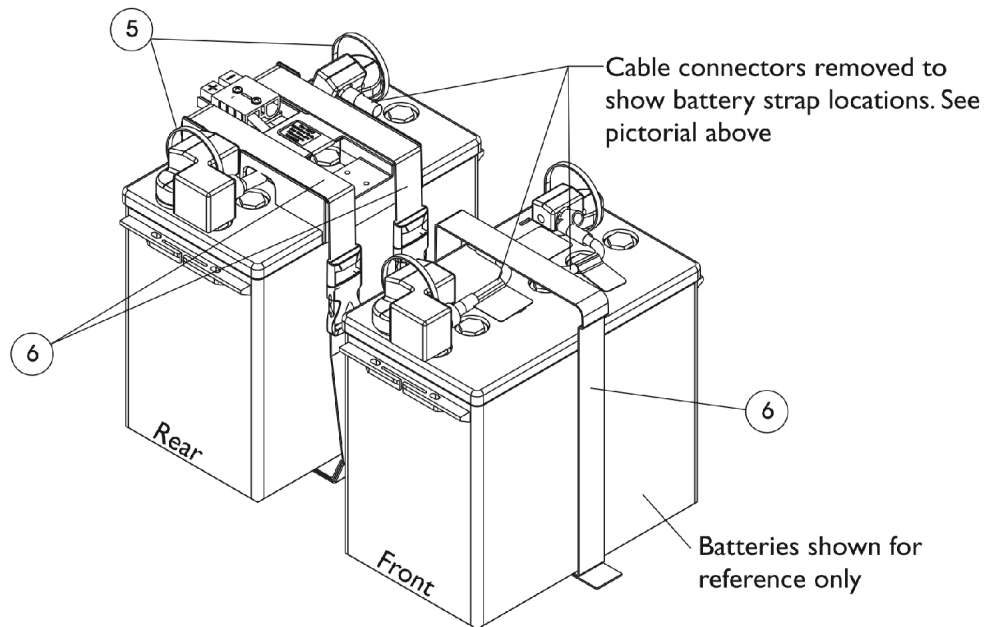
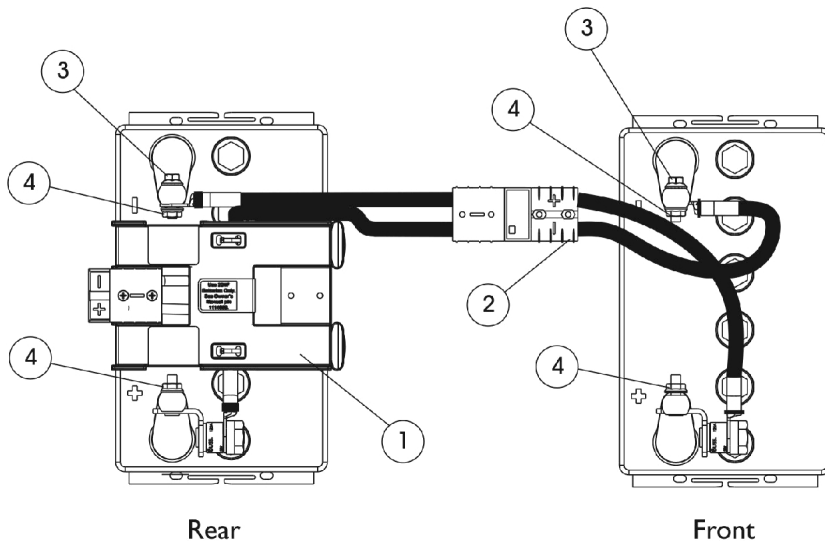
The GP24/3-22NF Battery Box (WIDE) is the only Battery Box that can be used for Vent Tray applications.  
The 22NF Battery Box (NARROW) cannot be used.

Item Number	Note	Part Number	Description	Quantity Per	
				Package	Assembly
1	A,B	1147135	Harness, Battery Wire with Terminal Hardware, 3-22NF, Rear	1	1
2	A,B	1120362	Battery Wire Harness with Terminal Hardware, 22NF - Front	1	1
3	A,B	1121143	Harness, Battery Wire with Terminal Hardware, 22NF Vent	1	1
4		16721X000	Locknut (1/4-20)	1	6
5		1095502-NLA	NLA - Package, Tie Wrap (11-1/2" L)	10	1
6		1096799-NLA	NLA - Screw, Hex Flange Whiz Lock (1/4-20 x 7/8")	1	3
7		1147126	Battery Strap Assembly, GP24/3-22NF	1	2
8		16348X000-NLA	NLA - Rivet (3/16 x 7/16")	1	4
9	C	1157803	Kit, Battery Tray Assembly, TDX SP 3-22NF For Vent	1	1
10	D	1147948	Kit, Vent Battery Harness Assembly	1	1
11			Harness, Vent Battery	1	1
12			Harness, Battery Extension Vent	1	1
13			Tie Wrap (5-5/8" L)	1	2
	E	1144611	Strip, Self Adhesive Wear (2-1/2' L x 1/2" W)	1	1

NOTE: A - Individual components are not available for the battery wire harnesses  
B - Includes items 4-6  
C - Includes items 7 and 8 also. The GP24/3-22NF Battery Box (WIDE) is the only Battery Box that can be used for Vent Tray applications. The 22NF Battery Box (NARROW) cannot be used.  
D - Includes items 11-13  
E - Not Shown. The Self Adhesive Wear Strip is attached to the bottom side of the Battery Tray on both sides to allow removal from the Battery Box easier. One strip will accommodate both sides. Cut strip to desired length.

# Battery Wire Harnesses For 22NF Batteries

## For Narrow and Wide Battery Boxes (CGE/CGTE/CGTRE)



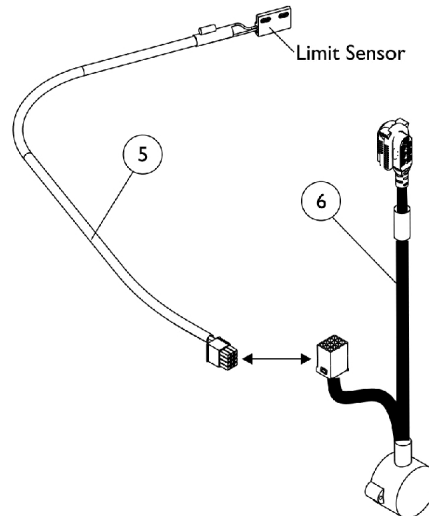
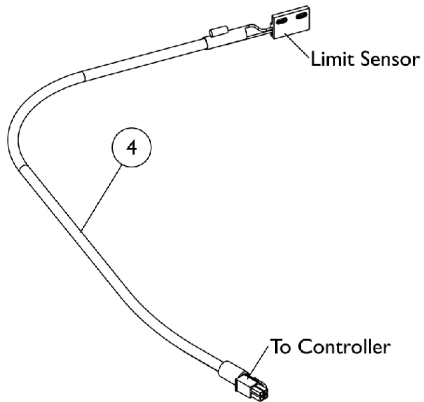
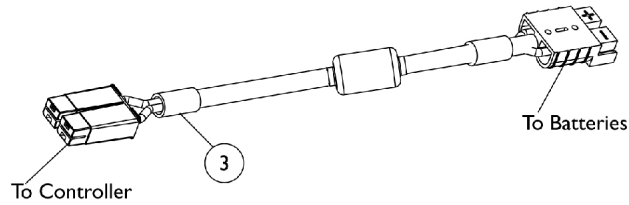
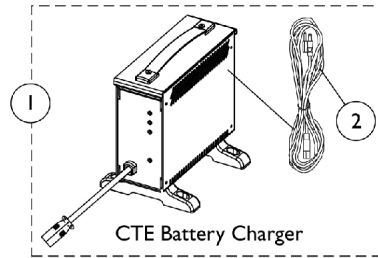
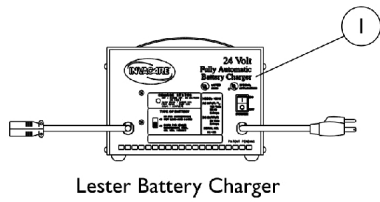


## Battery Wire Harnesses For 22NF Batteries

### For Narrow and Wide Battery Boxes (CGE/CGTE/CGTRE)

Item Number	Note	Part Number	Description	Quantity Per	
				Package	Assembly
1	A	1147093	Harness, Battery Wire For Elevate Option 22NF, Rear	1	1
2	A	1117223	Harness, Battery Wire For Elevate Option 22NF, Front	1	1
3		1096799-NLA	NLA - Screw, Hex Flange Whiz Lock (1/4-20 x 7/8")	1	2
4		16721X000	Locknut (1/4-20)	1	4
5		1095502-NLA	NLA - Package, Tie Wrap (11-1/2" L)	10	1
6		1095589-NLA	NLA - Battery Strap Assembly	1	3
NOTE: A - Items 3-5 are recommended when a new Battery Wire Harness is ordered					

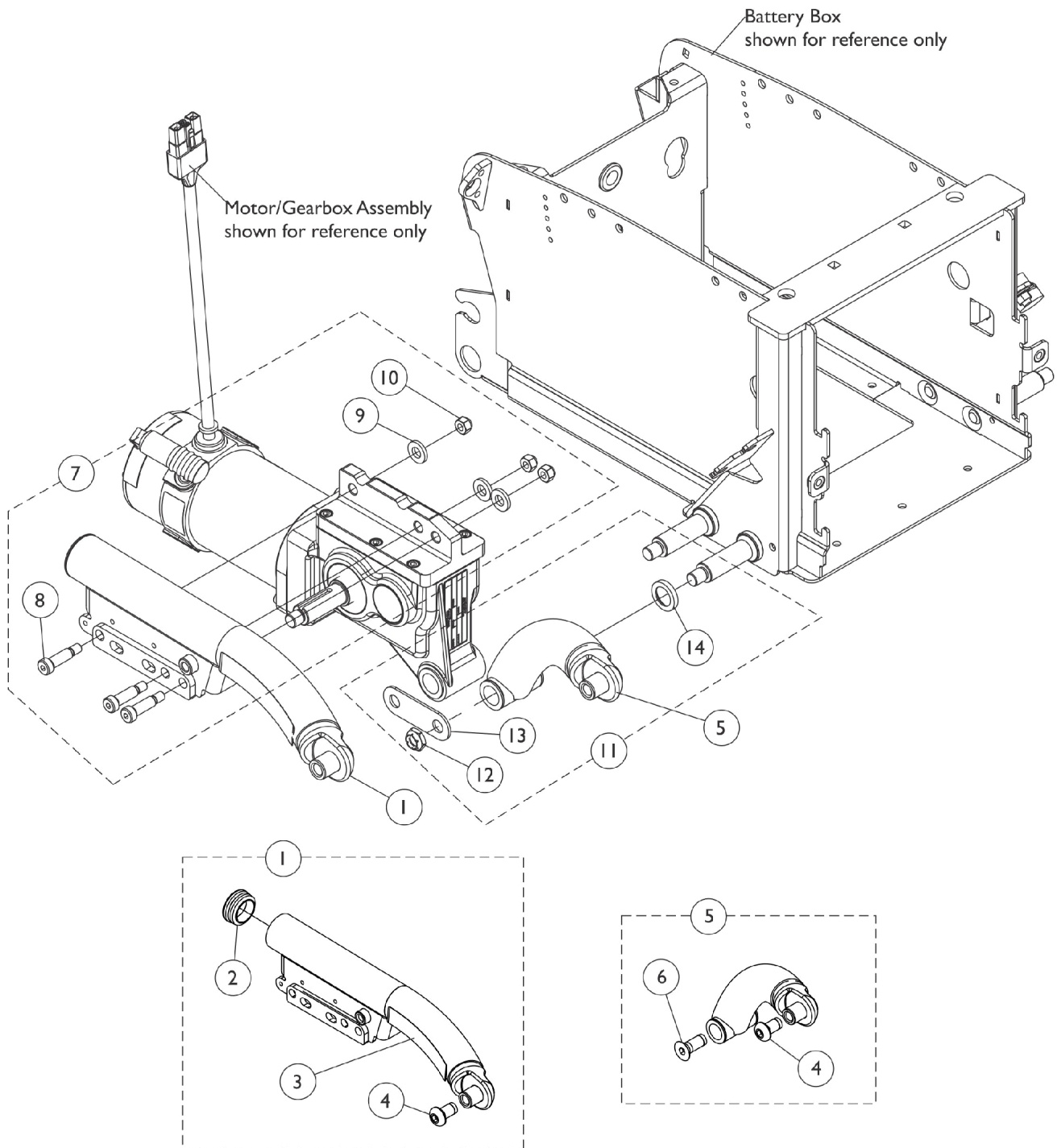
# Battery Charger and Cables



## Battery Charger and Cables

Item Number	Note	Part Number	Description	Quantity Per	
				Package	Assembly
1	F	1053161-NLA	NLA - Charger, Battery, 8 Amp, 115vac, Off Board Dual Mode Round Plug, Lester	1	1
1	A	1123249	Charger, Battery, 8 Amp. 115vac (Off Board) Single Mode Round Plug w/ AC Power Line Cord	1	1
1	A	1123249E-NLA	NLA - WARR RPLMT - Charger, Battery, 8 Amp, 115VAC (Off Board) Single Mode Round Plug w/ AC Power Line Cord	1	1
2	E	1089627-NLA	NLA - Cord, AC Power, 115VAC, 2 Prong Off-Board (11' 6" L)	1	1
2		1121086	Cord, AC Power, 115VAC, 3 Prong On-Board (6' 6-1/2" L)	1	1
3		60102824	Kit, Cable, Battery Extension	1	1
4	B	1146573-NLA	NLA - Cable, Drive Lockout Sensor, MK6i	1	1
5	C	1144926	Cable, Drive Lockout Sensor, MK6i	1	1
6	D	1142231	Cable, GB TT Interface	1	1
<p>NOTE: A - CTE charger is standard on-chair. Used on Gel Cell or AGM (Absorbed Glass Mat) batteries. For wet cell batteries refer to the Lester charger part number 1053161.</p> <p>B - Drive Lockout Sensor Cable used for chairs manufactured with ADJRECL Seat Frame and 4-Pole Motors only</p> <p>C - Sensor Cable used with item 6 Interface Cable for chairs manufactured with ADJRECL Manual Recline Seat Frame, MK6i Electronics and GB TT Motors</p> <p>D - Interface Cable used with item 5 Drive Lockout Sensor Cable for chairs manufactured with ADJRECL Manual Recline Seat Frame, MK6i Electronics and GB TT Motors</p> <p>E - No longer available as a service part. Please use 1121086 as its replacement.</p> <p>F - Use Battery Charger part number 1123249 as a replacement.</p>					

# Walking Beam, Lower Pivot Link and Mounting Hardware TDX SP/SP-GT (Before 3/16/11)



# Walking Beam, Lower Pivot Link and Mounting Hardware

## TDX SP/SP-GT (Before 3/16/11)

Item Number	Note	Part Number	Description	Quantity Per	
				Package	Assembly
1	A,C,I	8881145062-NL A	NLA - Kit, Walking Beam Assembly w/ Yellow Decal, Color - Right	1	1
2			NLA - Plug Button, Round, Black (1-1/2")	1	1
3			Decal, TDX SP, Yellow	1	1
4			Screw, Socket Button Head Cap w/ Patch (1/2-13 x 7/8")	1	1
1	A,C,I	8881145063	Kit, Walking Beam Assembly w/ Yellow Decal, Color - Left	1	1
2			NLA - Plug Button, Round, Black (1-1/2")	1	1
3			Decal, TDX SP, Yellow	1	1
4			Screw, Socket Button Head Cap w/ Patch (1/2-13 x 7/8")	1	1
1	B,C,I	8881145064-NL A	NLA - Kit, Walking Beam Assembly w/ Black Decal, Color - Right	1	1
2			NLA - Plug Button, Round, Black (1-1/2")	1	1
3			Decal, TDX SP, Black	1	1
4			Screw, Socket Button Head Cap w/ Patch (1/2-13 x 7/8")	1	1
1	B,C,I	8881145065-NL A	NLA - Kit, Walking Beam Assembly w/ Black Decal, Color - Left	1	1
2			NLA - Plug Button, Round, Black (1-1/2")	1	1
3			Decal, TDX SP, Black	1	1
4			Screw, Socket Button Head Cap w/ Patch (1/2-13 x 7/8")	1	1
3	A	1144688	Decal, TDX SP, Yellow	1	1
3	B	1121689	Decal, TDX SP, Black	1	1
5	C,G,H	8881142330	Kit, Link Assembly, Lower Pivot, Color - Right	1	1
4			Screw, Socket Button Head Cap w/ Patch (1/2-13 x 7/8")	1	1
6	C,G,H	8881142331	Screw, Socket Flat Head w/ Patch (1/2-13 x 1-1/4")	1	1
5			Kit, Link Assembly, Lower Pivot, Color - Left	1	1
4			Screw, Socket Button Head Cap w/ Patch (1/2-13 x 7/8")	1	1
6			Screw, Socket Flat Head w/ Patch (1/2-13 x 1-1/4")	1	1
7	D	1145068	Kit, Walking Beam Mounting Hardware	1	1
8			NLA - Screw, Shoulder Hex Socket Head (3/8 x 1", 5/16-18)	1	3
9	E	1145055	NLA - Washer, Steel (7/16 x 13/16 x 1/8")	1	3
10			Locknut (5/16-18)	1	3
11			Kit, Lower Pivot Link/4-Pole Motor Mounting Hardware	1	1
12			Locknut (1/2-20)	1	1
13			Plate, Washer	1	1
14			Spacer, Coved (3/4 x 1-1/8 x 1-1/32")	1	1

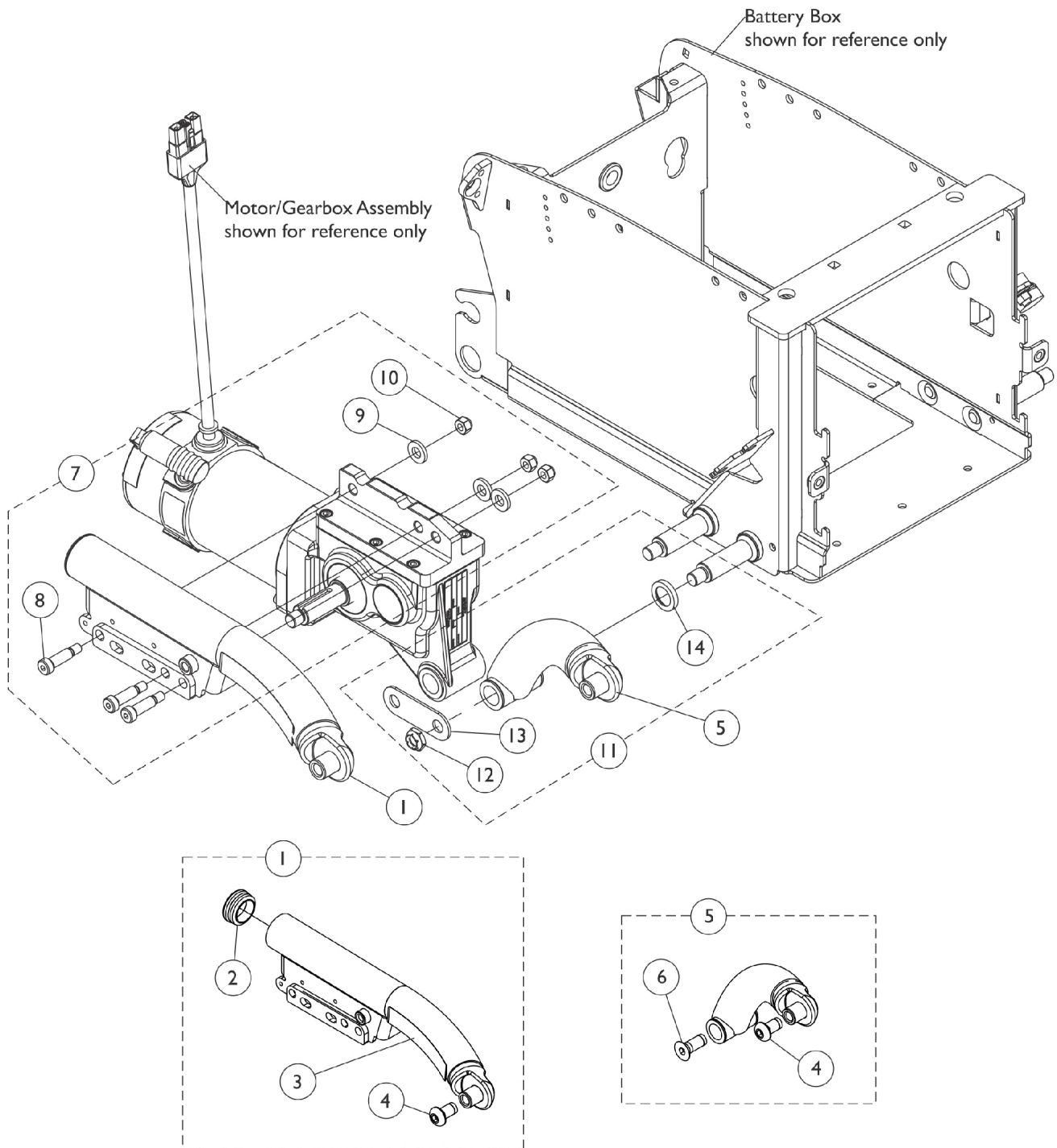
# Walking Beam, Lower Pivot Link and Mounting Hardware

## TDX SP/SP-GT (Before 3/16/11)

NOTE: A - The TDX SP yellow decal is used for all frame colors except 30P Sunny Yellow, 60P Silver Metallic and 71P Silver Vein  
B - The TDX SP black decal is used for 30P Sunny Yellow, 60P Silver Metallic and 71P Silver Vein frame colors only  
C - Specify frame color when ordering. See page titled "Frame Finishes, Touch-Up Paints and Upholstery Options".  
D - Includes items 8-10  
E - Includes items 12-14. Order two hardware kits when a total removal of the Washer Plate from the Motor Assembly "and" Lower Pivot Link Assembly is required.  
G - Lower Pivot Link for TDX SP includes the Lower Pivot Link Assembly, items 4, 6 and contains a 2 ea. press fitted plastic Flange Bearing (not shown). The Flange Bearings are not sold separately.  
H - TDX SP and TDX SC/Spree use the same Lower Pivot Link part #. When a new Lower Pivot Link is ordered, a new Screw, Socket Flat Head w/ Patch (1/2-13 x 1-1/4") will be included. The screw is used for TDX SC/Spree models only.  
I - Includes the Walking Beam Assembly and items 2-4

# Walking Beam, Lower Pivot Link and Mounting Hardware

## TDX SP/SP-GT (Canada Before 7/1/11)



# Walking Beam, Lower Pivot Link and Mounting Hardware

## TDX SP/SP-GT (Canada Before 7/1/11)

Item Number	Note	Part Number	Description	Quantity Per	
				Package	Assembly
1	A,C,I	8881145062	NLA - Kit, Walking Beam Assembly w/ Yellow Decal, Color - Right	1	1
2			NLA - Plug Button, Round, Black (1-1/2")	1	1
3			Decal, TDX SP, Yellow	1	1
4			Screw, Socket Button Head Cap w/ Patch (1/2-13 x 7/8")	1	1
1	A,C,I	8881145063	Kit, Walking Beam Assembly w/ Yellow Decal, Color - Left	1	1
2			NLA - Plug Button, Round, Black (1-1/2")	1	1
3			Decal, TDX SP, Yellow	1	1
4			Screw, Socket Button Head Cap w/ Patch (1/2-13 x 7/8")	1	1
1	B,C,I	8881145064	NLA - Kit, Walking Beam Assembly w/ Black Decal, Color - Right	1	1
2			NLA - Plug Button, Round, Black (1-1/2")	1	1
3			Decal, TDX SP, Black	1	1
4			Screw, Socket Button Head Cap w/ Patch (1/2-13 x 7/8")	1	1
1	B,C,I	8881145065	NLA - Kit, Walking Beam Assembly w/ Black Decal, Color - Left	1	1
2			NLA - Plug Button, Round, Black (1-1/2")	1	1
3			Decal, TDX SP, Black	1	1
4			Screw, Socket Button Head Cap w/ Patch (1/2-13 x 7/8")	1	1
3	A	1144688	Decal, TDX SP, Yellow	1	1
3	B	1121689	Decal, TDX SP, Black	1	1
5	C,G,H	8881142330	Kit, Link Assembly, Lower Pivot, Color - Right	1	1
4			Screw, Socket Button Head Cap w/ Patch (1/2-13 x 7/8")	1	1
6	C,G,H	8881142331	Screw, Socket Flat Head w/ Patch (1/2-13 x 1-1/4")	1	1
5			Kit, Link Assembly, Lower Pivot, Color - Left	1	1
4			Screw, Socket Button Head Cap w/ Patch (1/2-13 x 7/8")	1	1
6	D	1145068	Screw, Socket Flat Head w/ Patch (1/2-13 x 1-1/4")	1	1
7			Kit, Walking Beam Mounting Hardware	1	1
8			NLA - Screw, Shoulder Hex Socket Head (3/8 x 1", 5/16-18)	1	3
9	E	1145055	NLA - Washer, Steel (7/16 x 13/16 x 1/8")	1	3
10			Locknut (5/16-18)	1	3
11			Kit, Lower Pivot Link/4-Pole Motor Mounting Hardware	1	1
12			Locknut (1/2-20)	1	1
13			Plate, Washer	1	1
14			Spacer, Coved (3/4 x 1-1/8 x 1-1/32")	1	1



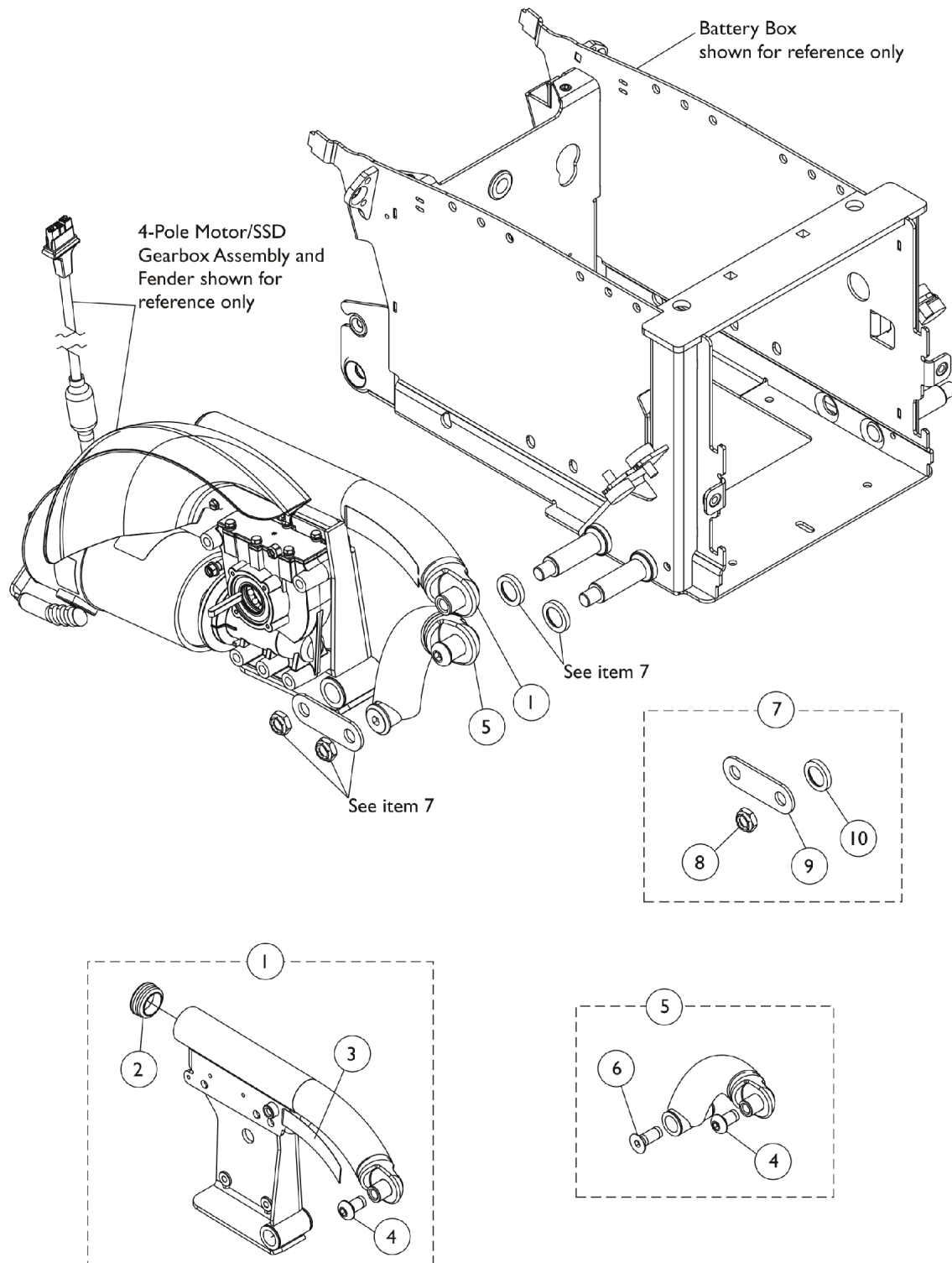
# Walking Beam, Lower Pivot Link and Mounting Hardware

## TDX SP/SP-GT (Canada Before 7/1/11)

NOTE: A - The TDX SP yellow decal is used for all frame colors except 30P Sunny Yellow, 60P Silver Metallic and 71P Silver Vein  
B - The TDX SP black decal is used for 30P Sunny Yellow, 60P Silver Metallic and 71P Silver Vein frame colors only  
C - Specify frame color when ordering. See page titled "Frame Finishes, Touch-Up Paints and Upholstery Options".  
D - Includes items 8-10  
E - Includes items 12-14. Order two hardware kits when a total removal of the Washer Plate from the Motor Assembly "and" Lower Pivot Link Assembly is required.  
G - Lower Pivot Link for TDX SP includes the Lower Pivot Link Assembly, items 4, 6 and contains a 2 ea. press fitted plastic Flange Bearing (not shown). The Flange Bearings are not sold separately.  
H - TDX SP and TDX SC/Spree use the same Lower Pivot Link part #. When a new Lower Pivot Link is ordered, a new Screw, Socket Flat Head w/ Patch (1/2-13 x 1-1/4") will be included. The screw is used for TDX SC/Spree models only.  
I - Includes the Walking Beam Assembly and items 2-4

## Walking Beam, Lower Pivot Link and Mounting Hardware

TDX SP/SP-GT (After 3/15/11) (Canada After 6/30/11)



# Walking Beam, Lower Pivot Link and Mounting Hardware

## TDX SP/SP-GT (After 3/15/11) (Canada After 6/30/11)

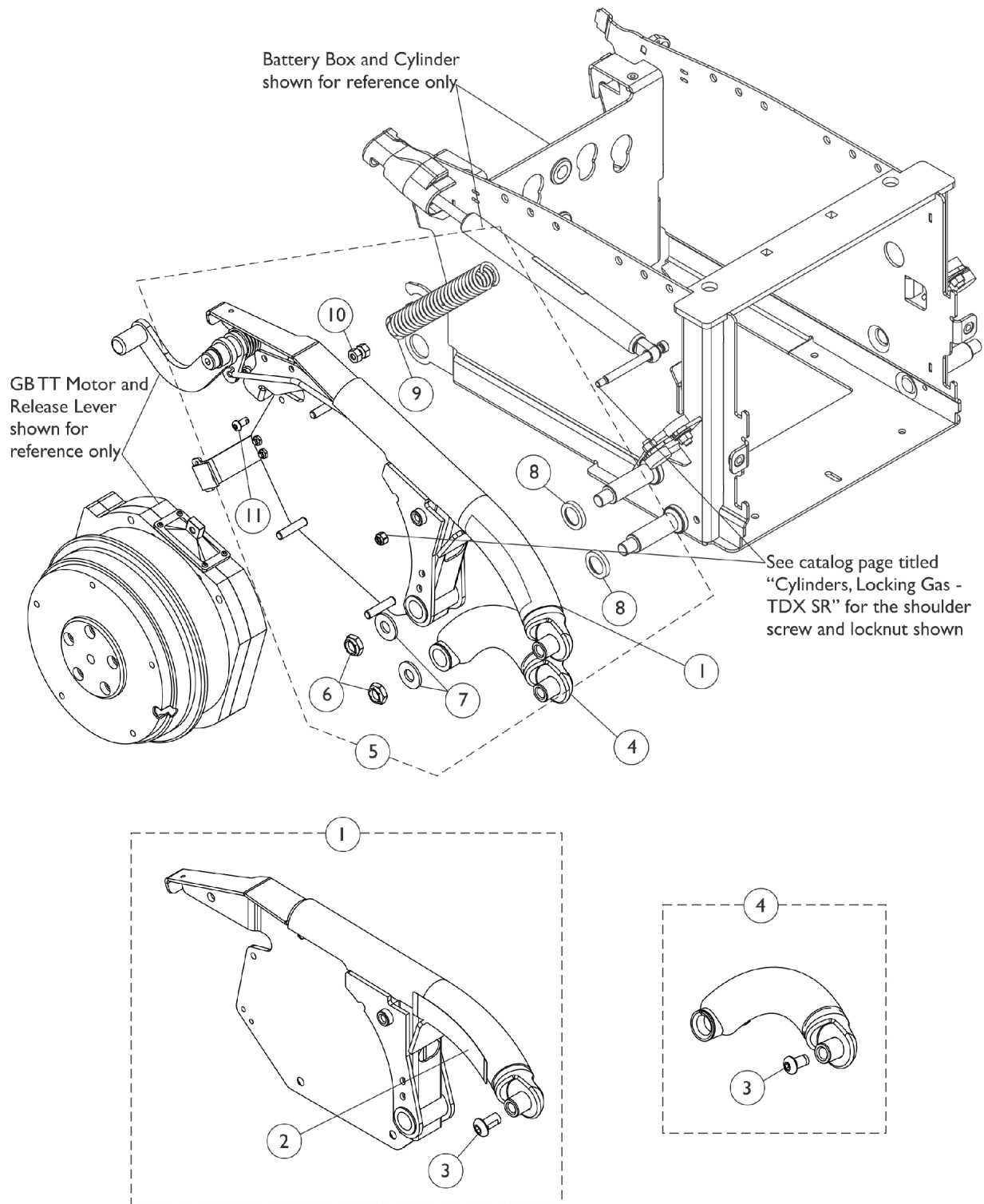
Item Number	Note	Part Number	Description	Quantity Per	
				Package	Assembly
1	A,C,G	8881171997	Kit, Walking Beam Assembly, Color, SSD, w/ Yellow Decal, Color - Right	1	1
			NLA - Plug Button, Round, Black (1-1/2")	1	1
			Decal, TDX SP, Yellow	1	1
			Screw, Socket Button Head Cap w/ Patch (1/2-13 x 7/8")	1	1
1	A,C,G	8881171998	Kit, Walking Beam Assembly, Color, SSD, w/ Yellow Decal, - Left	1	1
			NLA - Plug Button, Round, Black (1-1/2")	1	1
			Decal, TDX SP, Yellow	1	1
			Screw, Socket Button Head Cap w/ Patch (1/2-13 x 7/8")	1	1
1	B,C,G	8881171999	Kit, Walking Beam Assembly, Color, SSD, w/ Black Decal, - Right	1	1
			NLA - Plug Button, Round, Black (1-1/2")	1	1
			Decal, TDX SP, Black	1	1
			Screw, Socket Button Head Cap w/ Patch (1/2-13 x 7/8")	1	1
1	B,C,G	8881172000	Kit, Walking Beam Assembly, Color, SSD, w/ Black Decal, - Left	1	1
			NLA - Plug Button, Round, Black (1-1/2")	1	1
			Decal, TDX SP, Black	1	1
			Screw, Socket Button Head Cap w/ Patch (1/2-13 x 7/8")	1	1
3	A	1144688	Decal, TDX SP, Yellow	1	1
3	B	1121689	Decal, TDX SP, Black	1	1
5	C,E,F	8881142330	Kit, Link Assembly, Lower Pivot, Color - Right	1	1
4			Screw, Socket Button Head Cap w/ Patch (1/2-13 x 7/8")	1	1
6			Screw, Socket Flat Head w/ Patch (1/2-13 x 1-1/4")	1	1
5	C,E,F	8881142331	Kit, Link Assembly, Lower Pivot, Color - Left	1	1
4			Screw, Socket Button Head Cap w/ Patch (1/2-13 x 7/8")	1	1
6			Screw, Socket Flat Head w/ Patch (1/2-13 x 1-1/4")	1	1
7	D	1145055	Kit, Lower Pivot Link/4-Pole Motor Mounting Hardware	1	1
8			Locknut (1/2-20)	1	1
9			Plate, Washer	1	1
10			Spacer, Coved (3/4 x 1-1/8 x 1-1/32")	1	1

# Walking Beam, Lower Pivot Link and Mounting Hardware

## TDX SP/SP-GT (After 3/15/11) (Canada After 6/30/11)

NOTE: A - The TDX SP yellow decal is used for all frame colors except 30P Sunny Yellow, 60P Silver Metallic and 71P Silver Vein  
B - The TDX SP black decal is used for 30P Sunny Yellow, 60P Silver Metallic and 71P Silver Vein frame colors only  
C - Specify frame color when ordering. See page titled "Frame Finishes, Touch-Up Paints and Upholstery Options".  
D - Includes items 8-10. Order two hardware kits when a total removal of the Washer Plate from the Motor Assembly "and" Lower Pivot Link Assembly is required.  
E - Lower Pivot Link for TDX SP includes the Lower Pivot Link Assembly, items 4, 6 and contains a 2 ea. press fitted plastic Flange Bearing (not shown). The Flange Bearings are not sold separately.  
F - TDX SP and TDX SC/Spree use the same Lower Pivot Link part #. When a new Lower Pivot Link is ordered, a new Screw, Socket Flat Head w/ Patch (1/2-13 x 1-1/4") will be included. The screw is used for TDX SC/Spree models only.  
G - Includes the Walking Beam Assembly and items 2-4

# Walking Beam, Lower Pivot Link and Mounting Hardware TDX SR



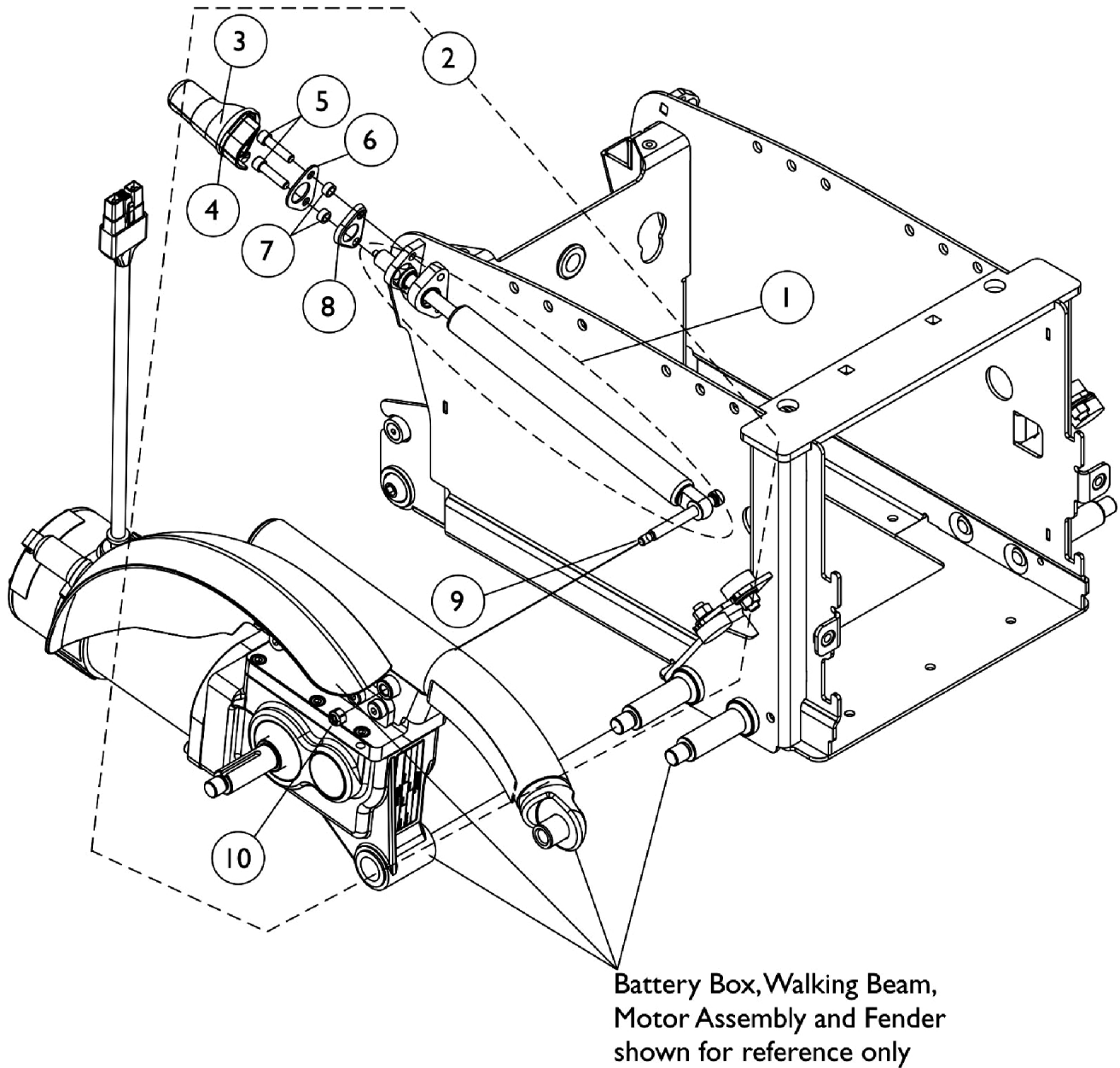
# Walking Beam, Lower Pivot Link and Mounting Hardware

## TDX SR

Item Number	Note	Part Number	Description	Quantity Per	
				Package	Assembly
1	A,C,F	8881149336	Kit, Walking Beam Assembly w/ Yellow Decal, SR, Color - Right	1	1
2			Decal, TDX SR, Yellow	1	1
3			Screw, Socket Button Head Cap w/ Patch (1/2-13 x 7/8")	1	1
1	A,C,F	8881149337	Kit, Walking Beam Assembly w/ Yellow Decal, SR, Color - Left	1	1
2			Decal, TDX SR, Yellow	1	1
3			Screw, Socket Button Head Cap w/ Patch (1/2-13 x 7/8")	1	1
1	B,C,F	8881149343-NL A	NLA - Kit, Walking Beam Assembly w/ Black Decal, SR, Color - Right	1	1
2			Decal, TDX SR, Black	1	1
3			Screw, Socket Button Head Cap w/ Patch (1/2-13 x 7/8")	1	1
1	B,C,F	8881149344-NL A	NLA - Kit, Walking Beam Assembly w/ Black Decal, SR, Color - Left	1	1
2			Decal, TDX SR, Black	1	1
3			Screw, Socket Button Head Cap w/ Patch (1/2-13 x 7/8")	1	1
2	A	1149347	Decal, TDX SR, Yellow	1	1
2	B	1149346	Decal, TDX SR, Black	1	1
4	C,E	8881153857-NL A	NLA - Kit, Link Assembly, Lower Pivot, Color - Right	1	1
3			Screw, Socket Button Head Cap w/ Patch (1/2-13 x 7/8")	1	1
4	C,E	8881153858-NL A	NLA - Kit, Link Assembly, Lower Pivot, Color - Left	1	1
3			Screw, Socket Button Head Cap w/ Patch (1/2-13 x 7/8")	1	1
5	D	1149342	Kit, Walking Beam and Lower Pivot Link Mounting Hardware TDX SR	1	1
6			Locknut (1/2-20)	1	2
7			Washer (1/2")	1	2
8			Spacer, Coved (3/4 x 1-1/8 x 1-1/32")	1	2
9			Spring, Extension (1 x 4-1/2" L)	1	1
10			Pin, Spring	1	1
11			Screw, Button Head w/ Patch (1/4-20 x 1/2")	1	1
NOTE: A - The TDX SR yellow decal is used for all frame colors except 30P Sunny Yellow, 60P Silver Metallic and 71P Silver Vein B - The TDX SR black decal is used for 30P Sunny Yellow, 60P Silver Metallic and 71P Silver Vein frame colors only C - Specify frame color when ordering. See page titled "Frame Finishes, Touch-Up Paints and Upholstery Options". D - Includes items 6-11 E - Includes the Lower Pivot Link Assembly for the TDX SR, 2 ea. press fitted metal Flange Bearings (not shown). The Flange Bearings are not sold separately. Item 3 also included. F - Includes the Walking Beam Assembly, items 2 and 3.					

# Locking Gas Cylinders

TDX SP/SP-GT - Before 3/5/07



# Locking Gas Cylinders

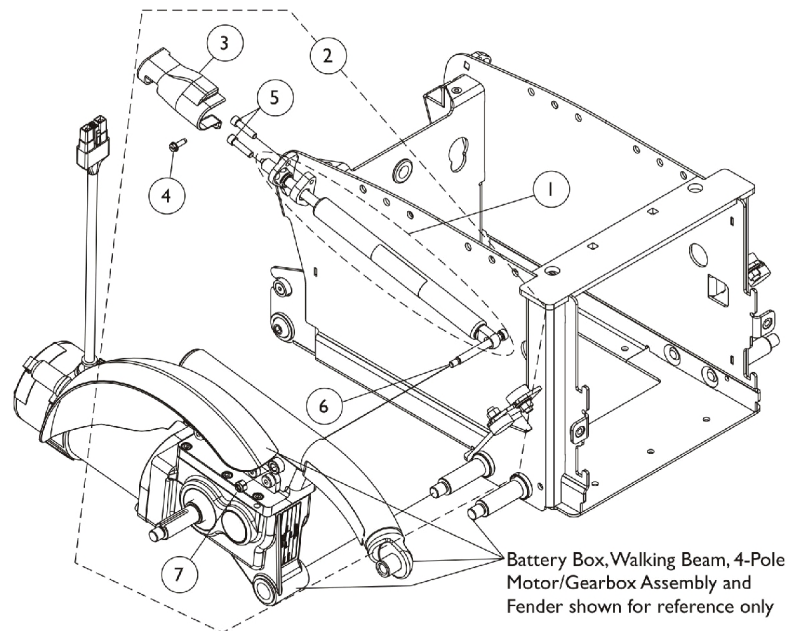
## TDX SP/SP-GT - Before 3/5/07

Item Number	Note	Part Number	Description	Quantity Per	
				Package	Assembly
1	B	1144661	Cylinder, Locking Gas	1	1
1	C	1144655	Cylinder, Locking Gas	1	1
2	A	1145053	Kit, Locking Gas Cylinder Mounting Hardware - Right	1	1
3			Boot - Right	1	1
4			Tie Wrap (11-1/2" L)	1	1
5			NLA - Screw, Socket Head Cap w/ Patch (1/4-20 x 1")	1	2
6			Plate	1	1
7			NLA - Spacer (1/4 x 3/8 x 3/16")	1	2
8			Plate, Boot Mounting	1	1
9			Screw, Shoulder Hex Socket Head (5/16" x 2-1/2", 1/4-20)	1	1
10			Locknut (1/4-20)	1	1
2		1145054	Kit, Locking Gas Cylinder Mounting Hardware - Left	1	1
3			Boot - Left	1	1
4			Tie Wrap (11-1/2" L)	1	1
5			NLA - Screw, Socket Head Cap w/ Patch (1/4-20 x 1")	1	2
6			Plate	1	1
7			NLA - Spacer (1/4 x 3/8 x 3/16")	1	2
8			Plate, Boot Mounting	1	1
9			Screw, Shoulder Hex Socket Head (5/16" x 2-1/2", 1/4-20)	1	1
10			Locknut (1/4-20)	1	1
NOTE: A - Includes items 3-10 B - Used for 300 Lb. User Weight Limit C - Used for 400 Lb. User Weight Limit					

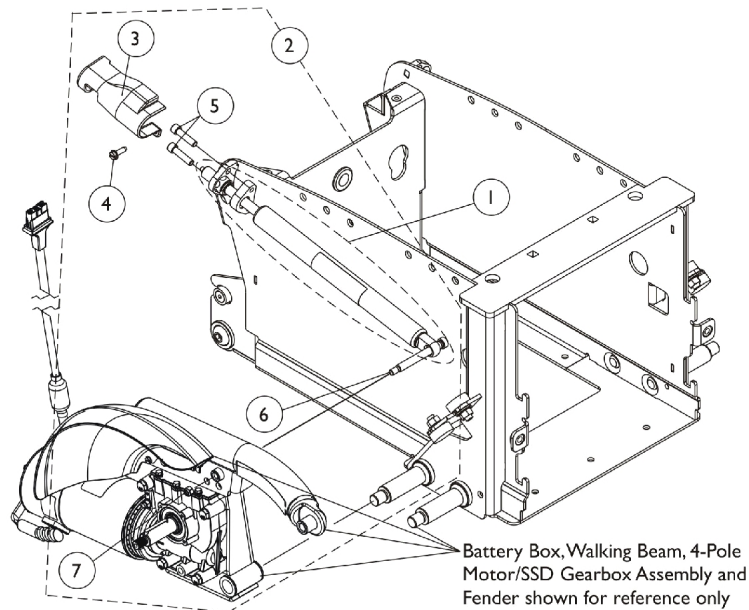


# Locking Gas Cylinders

## TDX SP/SP-GT (After 3/4/07) (Canada After 6/30/11)



**Locking Gas Cylinder Mounting Hardware**  
showing 4-Pole Motor/Gearbox Assembly used 3/5/07-3/15/11 (Canada 3/5/07-6/30/11)



**Locking Gas Cylinder Mounting Hardware**  
showing 4-Pole Motor/SSD Gearbox Assembly After 3/15/11 (Canada After 6/30/11)

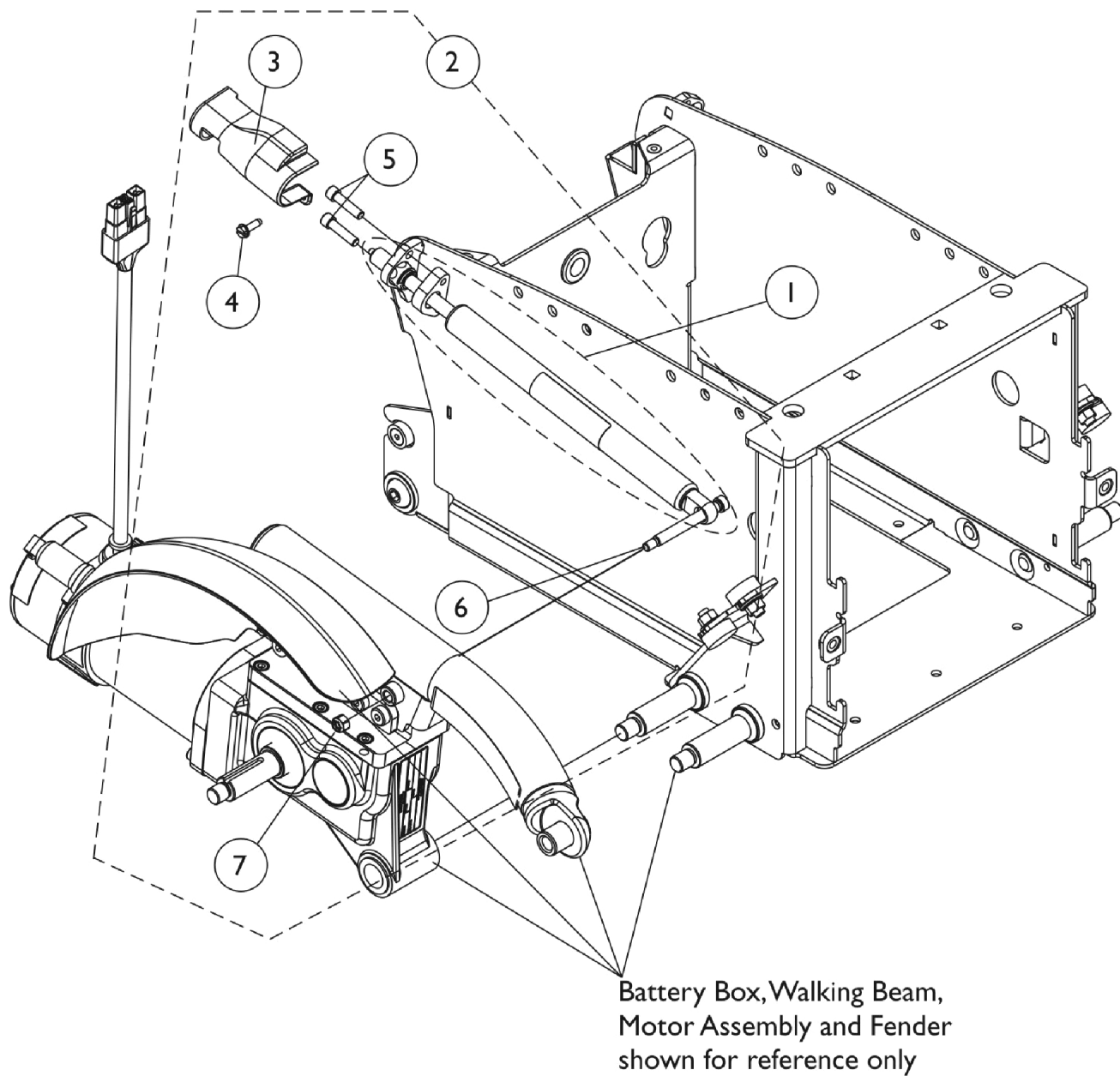
# Locking Gas Cylinders

## TDX SP/SP-GT (After 3/4/07) (Canada After 6/30/11)

Item Number	Note	Part Number	Description	Quantity Per	
				Package	Assembly
1	B	1144661	Cylinder, Locking Gas	1	1
1	C	1144655	Cylinder, Locking Gas	1	1
2	A	1144598	Kit, Locking Gas Cylinder Mounting Hardware - Right	1	1
3			Boot - Right	1	1
4			Screw, Slotted Hex Washer Head (#10-32 x 5/8")	1	1
5			NLA - Screw, Socket Head Cap w/ Patch (1/4-20 x 1")	1	2
6			Screw, Shoulder Hex Socket Head (5/16" x 2-1/2", 1/4-20)	1	1
7			Locknut (1/4-20)	1	1
2	A	1144599	Kit, Locking Gas Cylinder Mounting Hardware - Left	1	1
3			Boot - Left	1	1
4			Screw, Slotted Hex Washer Head (#10-32 x 5/8")	1	1
5			NLA - Screw, Socket Head Cap w/ Patch (1/4-20 x 1")	1	2
6			Screw, Shoulder Hex Socket Head (5/16" x 2-1/2", 1/4-20)	1	1
7			Locknut (1/4-20)	1	1
NOTE: A - Includes items 3-7. Locking Gas Cylinder Mounting Hardware is also used for 4-Pole Motor/SSD Gearbox Assemblies introduced 3/15/11. B - Used for 300 Lb. User Weight Limit C - Used for 400 Lb. User Weight Limit					

# Locking Gas Cylinders

TDX SP/SP-GT - After 3/4/07 (Canada Before 7/1/11)



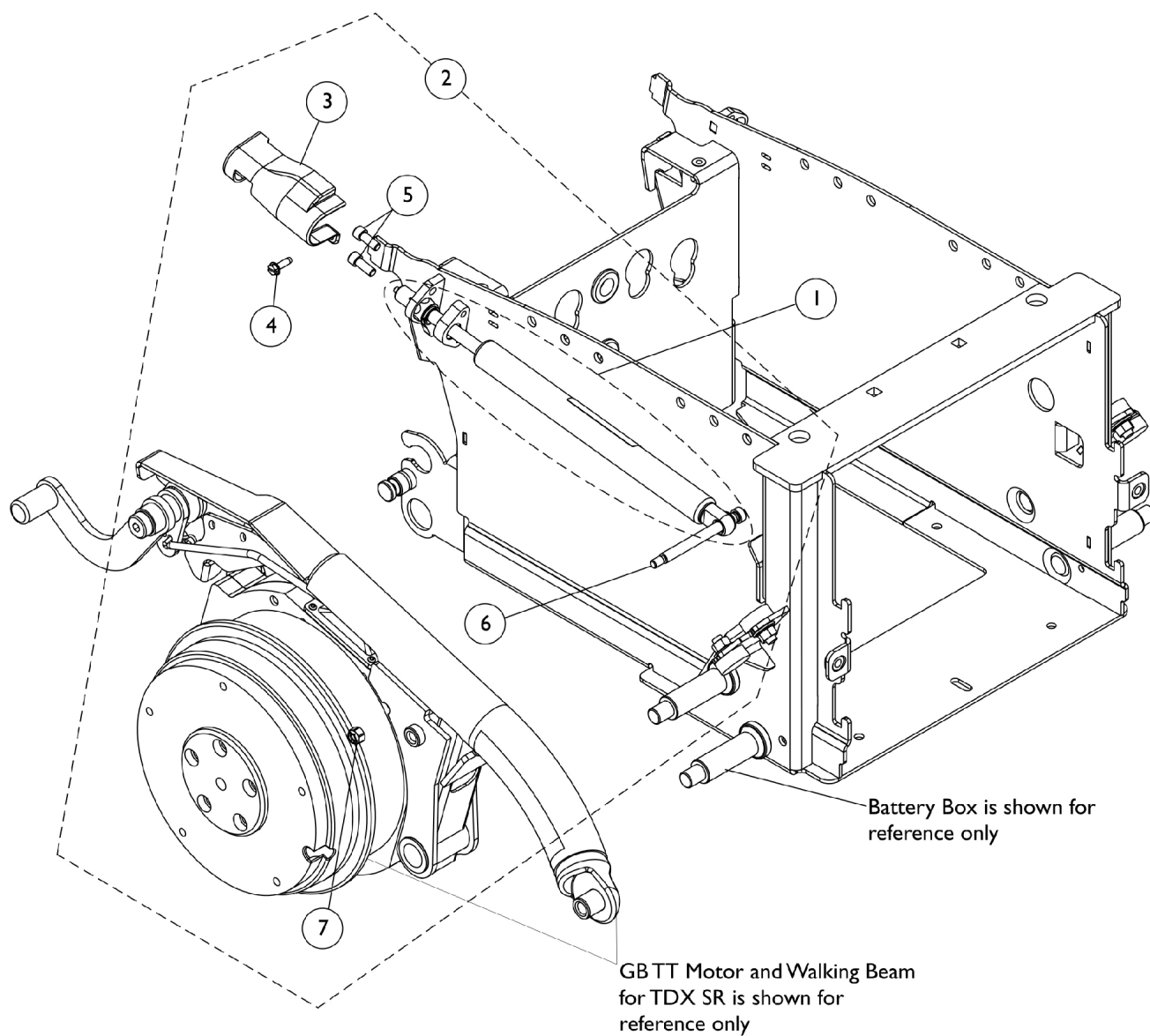
# Locking Gas Cylinders

## TDX SP/SP-GT - After 3/4/07 (Canada Before 7/1/11)

Item Number	Note	Part Number	Description	Quantity Per	
				Package	Assembly
1	B	1144661	Cylinder, Locking Gas	1	1
1	C	1144655	Cylinder, Locking Gas	1	1
2	A	1144598	Kit, Locking Gas Cylinder Mounting Hardware - Right	1	1
3			Boot - Right	1	1
4			Screw, Slotted Hex Washer Head (#10-32 x 5/8")	1	1
5			NLA - Screw, Socket Head Cap w/ Patch (1/4-20 x 1")	1	2
6			Screw, Shoulder Hex Socket Head (5/16" x 2-1/2", 1/4-20)	1	1
7			Locknut (1/4-20)	1	1
2	A	1144599	Kit, Locking Gas Cylinder Mounting Hardware - Left	1	1
3			Boot - Left	1	1
4			Screw, Slotted Hex Washer Head (#10-32 x 5/8")	1	1
5			NLA - Screw, Socket Head Cap w/ Patch (1/4-20 x 1")	1	2
6			Screw, Shoulder Hex Socket Head (5/16" x 2-1/2", 1/4-20)	1	1
7			Locknut (1/4-20)	1	1
NOTE: A - Includes items 3-7. B - Used for 300 Lb. User Weight Limit C - Used for 400 Lb. User Weight Limit					

# Locking Gas Cylinders

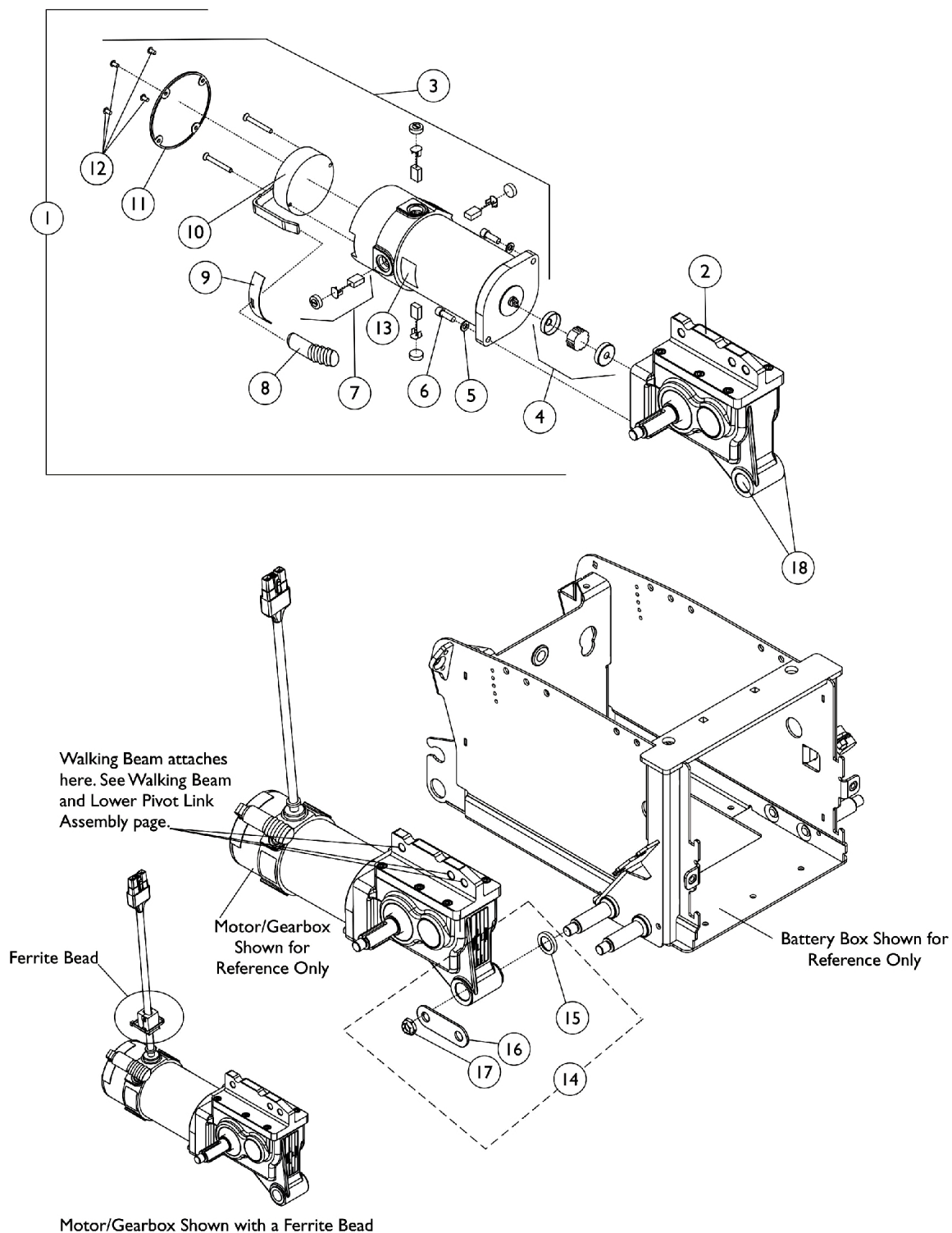
## TDX SR



## Locking Gas Cylinders TDX SR

Item Number	Note	Part Number	Description	Quantity Per	
				Package	Assembly
1	B	1144661	Cylinder, Locking Gas	1	1
1	C	1144655	Cylinder, Locking Gas	1	1
2	A	1149340	Kit, Locking Gas Cylinder Mounting Hardware TDX SR - Right	1	1
3			Boot - Right	1	1
4			Screw, Slotted Hex Washer Head (#10-32 x 5/8")	1	1
5			Screw, Socket Head (1/4-20 x 5/8")	1	2
6			Screw, Shoulder Hex Socket Head (5/16" x 3", 1/4-20)	1	1
7			Locknut (1/4-20)	1	1
2	A	1149341	Kit, Locking Gas Cylinder Mounting Hardware TDX SR - Left	1	1
3			Boot - Left	1	1
4			Screw, Slotted Hex Washer Head (#10-32 x 5/8")	1	1
5			Screw, Socket Head (1/4-20 x 5/8")	1	2
6			Screw, Shoulder Hex Socket Head (5/16" x 3", 1/4-20)	1	1
7			Locknut (1/4-20)	1	1
NOTE: A - Includes items 3-7 B - Used for 300 Lb. User Weight Limit C - Used for 400 Lb. User Weight Limit					

# Motors, 4-Pole, Gearbox and Mounting Hardware (Before 03/16/11)



## Motors, 4-Pole, Gearbox and Mounting Hardware (Before 03/16/11)

Item Number	Note	Part Number	Description	Quantity Per	
				Package	Assembly
1	A,E	1144656	Motor/Gearbox Assembly - Right	1	1
1	A,E	1144656E-NLA	WARR RPLMT - Motor/Gearbox Assembly - Right	1	1
1	A,E,J	1153661	Motor/Gearbox Assembly w/ Ferrite Bead - Right	1	1
1	A,E	1144657	Motor/Gearbox Assembly - Left	1	1
1	A,E	1144657E-NLA	NLA - WARR RPLMT - Motor/Gearbox Assembly - Left	1	--
1	A,E,J	1153662	Motor/Gearbox Assembly w/ Ferrite Bead - Left	1	1
1	B,E	1144664-NLA	NLA - Motor/Gearbox Assembly - Right	1	1
1	B,E,J	1153663-NLA	NLA - Motor/Gearbox Assembly w/ Ferrite Bead - Right	1	1
1	B,E	1144665-NLA	NLA - Motor/Gearbox Assembly - Left	1	1
1	B,E,J	1153664	Motor/Gearbox Assembly w/ Ferrite Bead - Left	1	1
2	A,C	1145058	Gearbox - Right	1	1
2	A,C	1145059	Gearbox - Left	1	1
2	B,C	1145060-NLA	NLA - Gearbox - Right	1	1
2	B,C	1145061	Gearbox - Left	1	1
3	G	1121144	Motor Assembly - Right	1	1
3	G	1121144E-NLA	NLA - WARR RPLMT - Motor Assembly - Right	1	1
3	G,J	1153673-NLA	NLA - Motor Assembly w/ Ferrite Bead - Right	1	1
3	G	1121145	Motor Assembly - Left	1	1
3	G	1121145E-NLA	NLA - WARR RPLMT - Motor Assembly - Left	1	1
3	G,J	1153674-NLA	NLA - Motor Assembly w/ Ferrite Bead - Left	1	1
4		50000X007-NLA	NLA - Coupling w/ Cup (1-5/16" Diameter)	1	1
5		10502X001-NLA	NLA - Lockwasher (1/4")	1	2
6	C	1108978	Screw, Socket Head (M6 x 1 x 20mm)	1	2
6	C	1043594	Screw, Socket Head (1/4-20 x 1-1/8")	1	2
7	K	1070296-NLA	NLA - Kit, Brushes with Caps, 4-Pole	1	1
			Brush, Motor, 4 Pole	1	4
			Cap, Brush	1	4
			Instruction Sheet	1	1
8		1101725	Cap, Brake Lever End, Black	1	1
8		1130584	Package, Cap, Brake Lever End, Black	10	1
9		1082985-NLA	NLA - Plate, Slotted	1	1
10	H	See Note	See Footnote	1	1
11		1104402-NLA	NLA - Cover, Brake w/ Screws, Black	1	1
12		1108447-NLA	NLA - Screw, Phillips Pan Head (M4 x .7 x 8mm)	1	4
13		1104797	Decal, Drive/Push	1	1
14	F,I	1145055	Kit, Lower Pivot Link/4-Pole Motor Mounting Hardware	1	1
15			Spacer, Coved (3/4 x 1-1/8 x 1-1/32")	1	1
16			Plate, Washer	1	1
17			Locknut (1/2-20)	1	1
18	L	1164367	Package, Flange Bearings	1	2

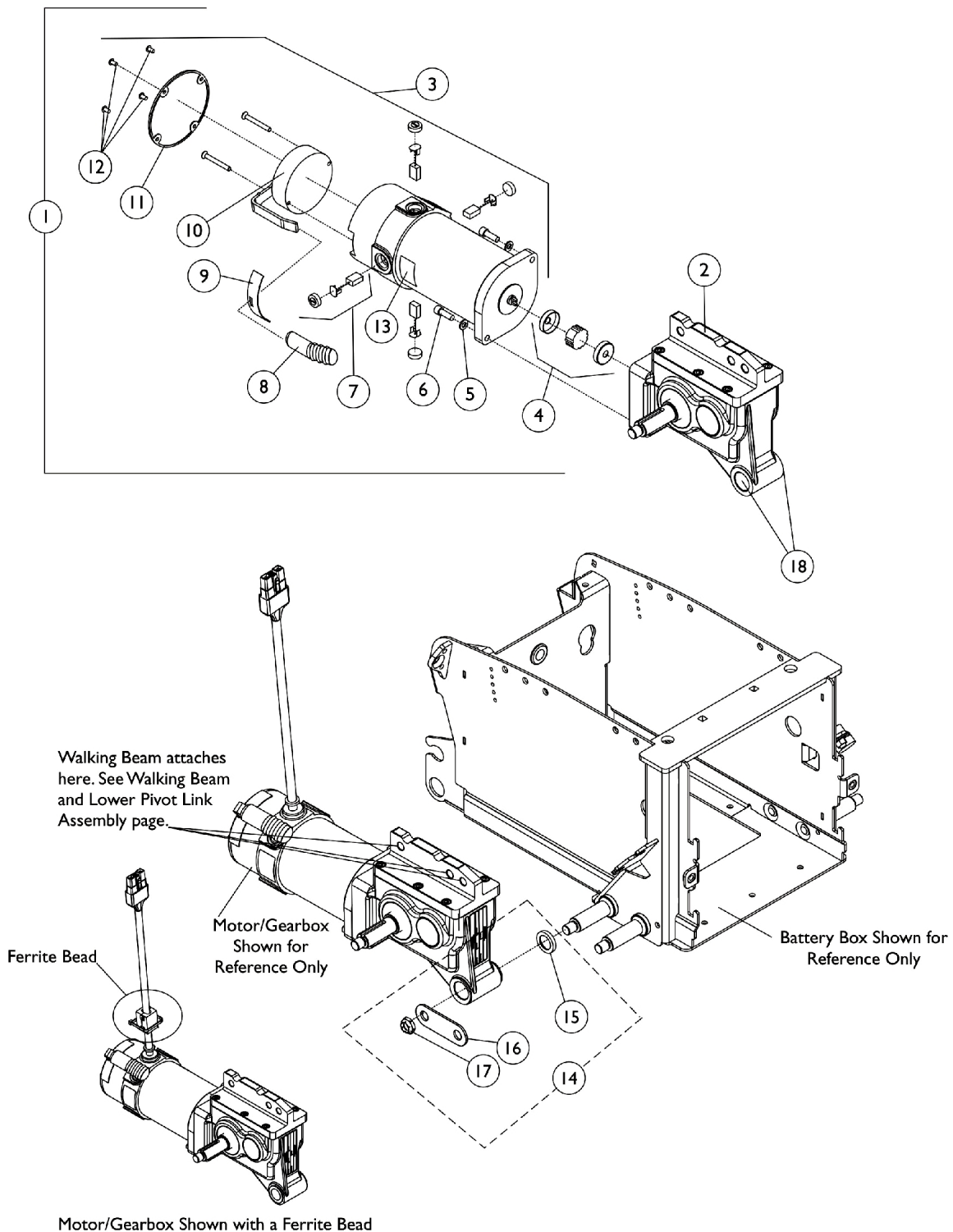


## Motors, 4-Pole, Gearbox and Mounting Hardware (Before 03/16/11)

NOTE: A - Used for 300 Lb. user weight limit.  
B - Used for 400 Lb. user weight limit.  
C - When a new gearbox or mounting screws are ordered, (2 ea.) metric and (2 ea.) non-metric screws (item 6) must be ordered.  
E - Includes items 2-13.  
F - Includes items 15-17.  
G - Includes items 5-13.  
H - Replacement brakes are not available. A new motor assembly must be ordered.  
I - Item 16 was changed from a round washer to a washer plate 3/5/07 and is backward compatible in the field. Order two hardware kits when a total removal of the Washer Plate from the Motor Assembly "and" Lower Pivot Link Assembly is required.  
J - Motors with a ferrite bead attached are used when a Formula CG Powered Seating System is ordered with smart actuators (SMTACTS). The ferrite bead is a non-serviceable item.  
K - Kit includes (4) Brushes, (4) Brush Caps and Instruction Sheet.  
L - Package includes (4) Flange Bearings.

# Motor, 4-Pole, Gearbox and Mounting Hardware

## Canada Before 7/1/11



## Motor, 4-Pole, Gearbox and Mounting Hardware

### Canada Before 7/1/11

Item Number	Note	Part Number	Description	Quantity Per	
				Package	Assembly
1	A,E	1144656	Motor/Gearbox Assembly - Right	1	1
1	A,E	1144656E-NLA	WARR RPLMT - Motor/Gearbox Assembly - Right	1	1
1	A,E,J	1153661	Motor/Gearbox Assembly w/ Ferrite Bead - Right	1	1
1	A,E	1144657	Motor/Gearbox Assembly - Left	1	1
1	A,E	1144657E-NLA	NLA - WARR RPLMT - Motor/Gearbox Assembly - Left	1	--
1	A,E,J	1153662	Motor/Gearbox Assembly w/ Ferrite Bead - Left	1	1
1	B,E	1144664-NLA	NLA - Motor/Gearbox Assembly - Right	1	1
1	B,E,J	1153663-NLA	NLA - Motor/Gearbox Assembly w/ Ferrite Bead - Right	1	1
1	B,E	1144665-NLA	NLA - Motor/Gearbox Assembly - Left	1	1
1	B,E,J	1153664	Motor/Gearbox Assembly w/ Ferrite Bead - Left	1	1
2	A,C	1145058	Gearbox - Right	1	1
2	A,C	1145059	Gearbox - Left	1	1
2	B,C	1145060-NLA	NLA - Gearbox - Right	1	1
2	B,C	1145061	Gearbox - Left	1	1
3	G	1121144	Motor Assembly - Right	1	1
3	G	1121144E-NLA	NLA - WARR RPLMT - Motor Assembly - Right	1	1
3	G,J	1153673-NLA	NLA - Motor Assembly w/ Ferrite Bead - Right	1	1
3	G	1121145	Motor Assembly - Left	1	1
3	G	1121145E-NLA	NLA - WARR RPLMT - Motor Assembly - Left	1	1
3	G,J	1153674-NLA	NLA - Motor Assembly w/ Ferrite Bead - Left	1	1
4		50000X007-NLA	NLA - Coupling w/ Cup (1-5/16" Diameter)	1	1
5		10502X001-NLA	NLA - Lockwasher (1/4")	1	2
6	C	1108978	Screw, Socket Head (M6 x 1 x 20mm)	1	2
6	C	1043594	Screw, Socket Head (1/4-20 x 1-1/8")	1	2
7	K	1070296-NLA	NLA - Kit, Brushes with Caps, 4-Pole	1	1
			Brush, Motor, 4 Pole	1	4
			Cap, Brush	1	4
			Instruction Sheet	1	1
8		1101725	Cap, Brake Lever End, Black	1	1
8		1130584	Package, Cap, Brake Lever End, Black	10	1
9		1082985-NLA	NLA - Plate, Slotted	1	1
10	H	See Note	See Footnote	1	1
11		1104402-NLA	NLA - Cover, Brake w/ Screws, Black	1	1
12		1108447-NLA	NLA - Screw, Phillips Pan Head (M4 x .7 x 8mm)	1	4
13		1104797	Decal, Drive/Push	1	1
14	F,I	1145055	Kit, Lower Pivot Link/4-Pole Motor Mounting Hardware	1	1
15			Spacer, Coved (3/4 x 1-1/8 x 1-1/32")	1	1
16			Plate, Washer	1	1
17			Locknut (1/2-20)	1	1
18	L	1164367	Package, Flange Bearings	1	2

# Motor, 4-Pole, Gearbox and Mounting Hardware

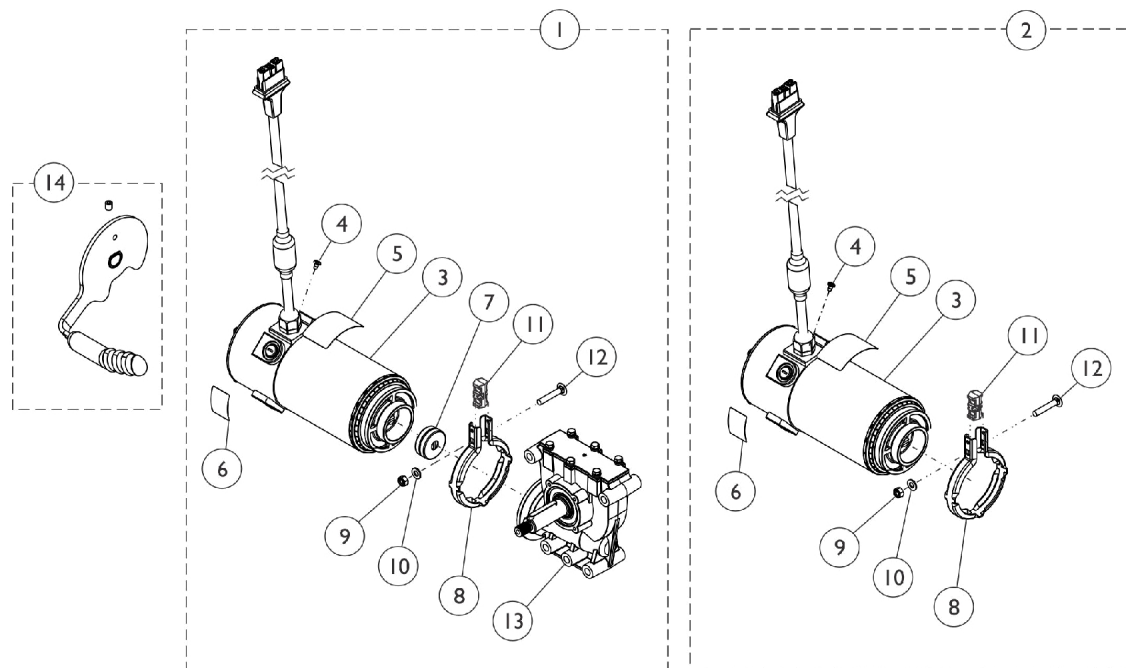
## Canada Before 7/1/11

NOTE: A - Used for 300 Lb. user weight limit.  
B - Used for 400 Lb. user weight limit.  
C - When a new gearbox or mounting screws are ordered, (2 ea.) metric and (2 ea.) non-metric screws (item 6) must be ordered.  
E - Includes items 2-13.  
F - Includes items 15-17.  
G - Includes items 5-13.  
H - Replacement brakes are not available. A new motor assembly must be ordered.  
I - Item 16 was changed from a round washer to a washer plate 3/5/07 and is backward compatible in the field. Order two hardware kits when a total removal of the Washer Plate from the Motor Assembly "and" Lower Pivot Link Assembly is required.  
J - Motors with a ferrite bead attached are used when a Formula CG Powered Seating System is ordered with smart actuators (SMTACTS). The ferrite bead is a non-serviceable item.  
K - Kit includes (4) Brushes, (4) Brush Caps and Instruction Sheet.  
L - Package includes (4) Flange Bearings.

# Motors, 4-Pole, SSD Gearbox and Mounting Hardware

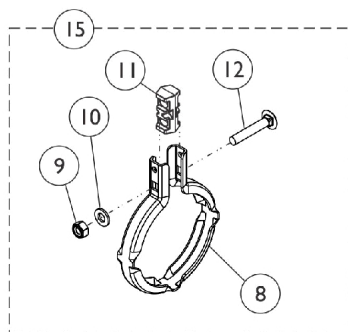
(3/16/11-8/29/17 300 lb.) and ALL 400 lb. After 3/15/11 (Canada  
(7/1/11-8/29/17 300 lb.) and ALL 400 lb. After 6/30/11)

Replacement Motor Brush and Cap is not available for the 4-Pole motor listed.

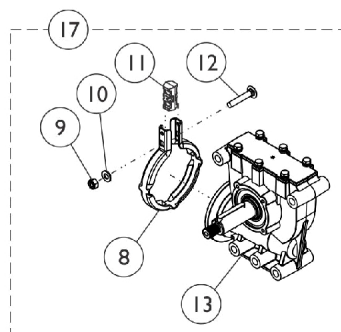


**4-Pole Motor/SSD Gearbox Assembly**

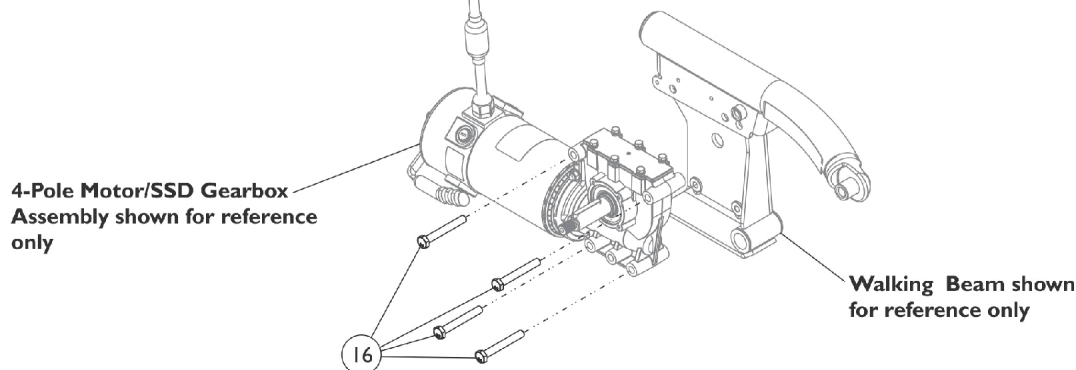
**4-Pole Motor Assembly**



**Motor/SSD Gearbox Band Clamp and Hardware Kit**



**SSD Gearbox Assembly**



# Motors, 4-Pole, SSD Gearbox and Mounting Hardware

(3/16/11-8/29/17 300 lb.) and ALL 400 lb. After 3/15/11 (Canada  
(7/1/11-8/29/17 300 lb.) and ALL 400 lb. After 6/30/11)

Replacement Motor Brush and Cap is not available for the 4-Pole motor listed.

Item Number	Note	Part Number	Description	Quantity Per	
				Package	Assembly
1	A,C,K, N	1171987-NLA	NLA - Kit, 4-Pole Low Speed Motor/18:1 SSD Gearbox Assembly - Right	1	1
			4-Pole Low Speed Motor/18:1 SSD Gearbox Assembly - Right	1	1
			Decal, Motor Warning	1	1
			Decal, Push/Drive	1	1
			Instruction Sheet, Installation	1	1
			Grease, Super Lube (1cc Tube)	1	1
1	A,C,K, N	1171988-NLA	NLA - Kit, 4-Pole Low Speed Motor/18:1 SSD Gearbox Assembly - Left	1	1
			4-Pole Low Speed Motor/18:1 SSD Gearbox Assembly - Left	1	1
			Decal, Motor Warning	1	1
			Decal, Push/Drive	1	1
			Instruction Sheet, Installation	1	1
			Grease, Super Lube (1cc Tube)	1	1
1	B,C,K, P	1171992-NLA	NLA - Kit, 4-Pole High Speed Motor/23:1 SSD Gearbox Assembly - Right	1	1
			4-Pole High Speed Motor/23:1 SSD Gearbox Assembly - Right	1	1
			Decal, Motor Warning	1	1
			Decal, Push/Drive	1	1
			Instruction Sheet, Installation	1	1
			Grease, Super Lube (1cc Tube)	1	1
1	B,C,K	60126972	Kit, 4-Pole High Speed Motor/23:1 SSD Gearbox Assembly - Right	1	1
			4-Pole High Speed Motor/23:1 SSD Gearbox Assembly - Right	1	1
			Decal, Motor Warning	1	1
			Decal, Push/Drive	1	1
			Sheet, Insert Parts Service	1	1
			Grease, Super Lube (1cc Tube)	1	1
			Label, Refer To User Manual	1	1
1	B,C,K, Q	1171993-NLA	NLA - Kit, 4-Pole High Speed Motor/23:1 SSD Gearbox Assembly - Left	1	1
			4-Pole High Speed Motor/23:1 SSD Gearbox Assembly - Left	1	1
			Decal, Motor Warning	1	1
			Decal, Push/Drive	1	1
			Instruction Sheet, Installation	1	1
			Grease, Super Lube (1cc Tube)	1	1
1	B,C,K	60126973	Kit, 4-Pole High Speed Motor/23:1 SSD Gearbox Assembly - Left	1	1

# Motors, 4-Pole, SSD Gearbox and Mounting Hardware

(3/16/11-8/29/17 300 lb.) and ALL 400 lb. After 3/15/11 (Canada  
(7/1/11-8/29/17 300 lb.) and ALL 400 lb. After 6/30/11)

Replacement Motor Brush and Cap is not available for the 4-Pole motor listed.

Item Number	Note	Part Number	Description	Quantity Per	
				Package	Assembly
2	A,D,K, O	1179217-NLA	4-Pole High Speed Motor/23:1 SSD Gearbox Assembly - Left	1	1
			Decal, Motor Warning	1	1
			Decal, Push/Drive	1	1
			Sheet, Insert Parts Service	1	1
			Grease, Super Lube (1cc Tube)	1	1
			Label, Refer To User Manual	1	1
			NLA - Kit, Motor Assembly, 4-Pole Low Speed	1	1
			Motor Assembly, 4-Pole Low Speed	1	1
			Screw, Phillips Pan Head Tap (M4 x .7 x 6mm)	1	1
			Decal, Motor Warning	1	1
			Decal, Push/Drive	1	1
			Clamp, Band	1	1
			Locknut (M6 x 1)	1	1
			Washer, Plain (1/4 x 1/2 x 9/16")	1	1
2	B,D,K, R	1179218-NLA	Spacer, Clamp, Molded	1	1
			Bolt, Round Head Square Neck (M6 x 1 x 35mm)	1	1
			Instruction Sheet, Installation	1	1
			Grease, Super Lube (1cc Tube)	1	1
			NLA - Kit, Motor Assembly, 4-Pole High Speed	1	1
			Motor Assembly, 4-Pole High Speed	1	1
			Screw, Phillips Pan Head Tap (M4 x .7 x 6mm)	1	1
			Decal, Motor Warning	1	1
			Decal, Push/Drive	1	1
			Clamp, Band	1	1
			Locknut (M6 x 1)	1	1
			Washer, Plain (1/4 x 1/2 x 9/16")	1	1
			Spacer, Clamp, Molded	1	1
			Bolt, Round Head Square Neck (M6 x 1 x 35mm)	1	1
2	B,D,K	1195983	Instruction Sheet, Installation	1	1
			Grease, Super Lube (1cc Tube)	1	1
			Kit, Motor Assembly, 4-Pole High Speed	1	1
			Motor Assembly, 4-Pole High Speed	1	1
			Decal, Motor Warning	1	1
			Decal, Push/Drive	1	1
			Label, Refer To User Manual	1	1
			Clamp, Band	1	1
			Locknut (M6 x 1)	1	1
			Washer, Plain (1/4 x 1/2 x 9/16")	1	1
			Spacer, Clamp, Molded	1	1

# Motors, 4-Pole, SSD Gearbox and Mounting Hardware

(3/16/11-8/29/17 300 lb.) and ALL 400 lb. After 3/15/11 (Canada  
(7/1/11-8/29/17 300 lb.) and ALL 400 lb. After 6/30/11)

Replacement Motor Brush and Cap is not available for the 4-Pole motor listed.

Item Number	Note	Part Number	Description	Quantity Per	
				Package	Assembly
			Bolt, Round Head Square Neck (M6 x 1 x 35mm)	1	1
			Instruction Sheet, Installation	1	1
			Sheet, Insert Parts Service	1	1
			Grease, Super Lube (1cc Tube)	1	1
7		1168883	Package, Coupling/Cup Assembly	10	1
17	A,F,K	1179219	Kit, SSD Gearbox Assembly, 18:1 - RWD/FWD-Right & CWD-Left	1	1
8			Clamp, Band	1	1
9			Locknut (M6 x 1)	1	1
10			Washer, Plain (1/4 x 1/2 x 9/16")	1	1
11			Spacer, Clamp, Molded	1	1
12			Bolt, Round Head Square Neck (M6 x 1 x 35mm)	1	1
13			Gearbox Assembly, SSD, 18:1 - RWD/FWD-Right & CWD-Left	1	1
			Instruction Sheet, Installation	1	1
			Grease, Super Lube (1cc Tube)	1	1
17	A,E,K	1179220	Kit, SSD Gearbox Assembly, 18:1 - RWD/FWD-Left & CWD-Right	1	1
8			Clamp, Band	1	1
9			Locknut (M6 x 1)	1	1
10			Washer, Plain (1/4 x 1/2 x 9/16")	1	1
11			Spacer, Clamp, Molded	1	1
12			Bolt, Round Head Square Neck (M6 x 1 x 35mm)	1	1
13			Gearbox Assembly, SSD, 18:1 - RWD/FWD-Left & CWD-Right	1	1
			Instruction Sheet, Installation	1	1
			Grease, Super Lube (1cc Tube)	1	1
17	B,F,K	1179221	Kit, SSD Gearbox Assembly, 23:1 - RWD/FWD-Right & CWD-Left	1	1
8			Clamp, Band	1	1
9			Locknut (M6 x 1)	1	1
10			Washer, Plain (1/4 x 1/2 x 9/16")	1	1
11			Spacer, Clamp, Molded	1	1
12			Bolt, Round Head Square Neck (M6 x 1 x 35mm)	1	1
13			Gearbox Assembly, SSD, 23:1 - RWD/FWD-Right & CWD-Left	1	1
			Instruction Sheet, Installation	1	1
			Grease, Super Lube (1cc Tube)	1	1
17	B,E,K	1179222	Kit, SSD Gearbox Assembly, 23:1 - RWD/FWD-Left & CWD-Right	1	1
8			Clamp, Band	1	1
9			Locknut (M6 x 1)	1	1



# Motors, 4-Pole, SSD Gearbox and Mounting Hardware

(3/16/11-8/29/17 300 lb.) and ALL 400 lb. After 3/15/11 (Canada  
(7/1/11-8/29/17 300 lb.) and ALL 400 lb. After 6/30/11)

Replacement Motor Brush and Cap is not available for the 4-Pole motor listed.

Item Number	Note	Part Number	Description	Quantity Per	
				Package	Assembly
10			Washer, Plain (1/4 x 1/2 x 9/16")	1	1
11			Spacer, Clamp, Molded	1	1
12			Bolt, Round Head Square Neck (M6 x 1 x 35mm)	1	1
13			Gearbox Assembly, SSD, 23:1 - RWD/FWD-Left & CWD-Right	1	1
			Instruction Sheet, Installation	1	1
			Grease, Super Lube (1cc Tube)	1	1
14	G	1169004	Kit, Brake Lever Assembly w/ Set Screw, 4-Pole Motor (Pair)	1	1
			Brake Lever Assembly w/ Set Screw, 4-Pole Motor - Right	1	1
			Brake Lever Assembly w/ Set Screw, 4-Pole Motor - Left	1	1
	M	1168665-NLA	NLA - Screw, Set Socket Cup Point w/ Patch (M5 x .8 x 6mm)	1	1
15	H	1168884	Kit, Motor/SSD Gearbox Band Clamp and Hardware	1	1
8			Clamp, Band	1	1
9			Locknut (M6 x 1)	1	1
10			Washer, Plain (1/4 x 1/2 x 9/16")	1	1
11			Spacer, Clamp, Molded	1	1
12			Bolt, Round Head Square Neck (M6 x 1 x 35mm)	1	1
			Instruction Sheet, Installation	1	1
			Grease, Super Lube (1cc Tube)	1	1
16		1169645	Package, Screw, Hex Head w/ Patch (M8 x 1.25 x 60mm)	4	1
	J	1101725	Cap, Brake Lever End, Black	1	1
	J	1130584	Package, Cap, Brake Lever End, Black	10	1
	L	1180609	Package, Grease, Super Lube (1cc Tube) (Pkg. of 10)	10	1

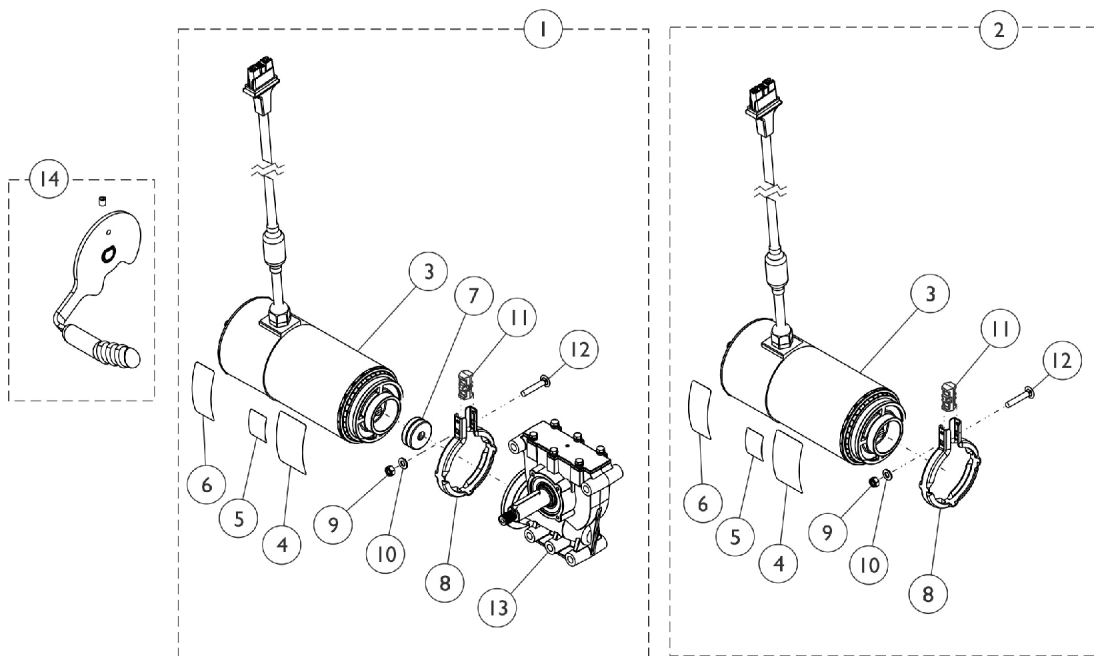
## **Motors, 4-Pole, SSD Gearbox and Mounting Hardware (3/16/11-8/29/17 300 lb.) and ALL 400 lb. After 3/15/11 (Canada (7/1/11-8/29/17 300 lb.) and ALL 400 lb. After 6/30/11)**

**Replacement Motor Brush and Cap is not available for the 4-Pole motor listed.**

- NOTE:
- A - Used for 300 Lb. user weight limit.
  - B - Used for 400 Lb. user weight limit.
  - C - Includes items 3-13, Super Lube Grease and Instruction Sheet. NOTE: Brake Lever Item #14 is "not" included.
  - D - Includes items 3-6, 8-12, Super Lube Grease and Instruction Sheet. NOTE: Brake Lever Item #14 is "not" included.
  - E - Includes items 8-13, Super Lube Grease and Instruction Sheet. NOTE: A left side gearbox that is used on RWD models is assembled to the right side of the wheelchair for TDX SP models.
  - F - Includes items 8-13, Super Lube Grease and Instruction Sheet. NOTE: A right side gearbox that is used on RWD models is assembled to the left side of the wheelchair for TDX SP models.
  - G - Brake Lever Assembly sold as a pair that includes the right and left side Brake Levers, (2) ea. Brake Lever End Caps, (2) ea. Set Screws - see part #1168665 to order separately. Brake Lever End Cap can be sold separately. See part #1101725.
  - H - Includes items 8-12.
  - J - Not Shown. Brake Lever End Cap attaches to item #14 Brake Lever Assembly.
  - K - Before placing an order, it is recommended to call Invacare's Technical Service Department at (1-800-832-4707) to verify if the Motor, SSD Gearbox or the Motor/SSD Gearbox Assembly is needed.
  - L - Not Shown. Super Lube Grease is applied to the Gearbox Output Shaft.
  - M - Not Shown. Use part #1168665 Screw, Set Socket Cup Point w/ Patch (M5 x .8 x 6mm) to hold item #14 Brake Lever in place.
  - N - No Longer Available. For replacement see page titled "Motors, 4-Pole, SSD Gearbox and Mounting Hardware 300 Lb. After 8/29/17". Refer to item #1. Order in pairs to match.
  - O - No Longer Available. For replacement see page titled "Motors, 4-Pole, SSD Gearbox and Mounting Hardware 300 Lb. After 8/29/17". Refer to item #2. Order in pairs to match.
  - P - No Longer Available. For replacement order part number 60126972. Order Right and Left side to match.
  - Q - No Longer Available. For replacement order part number 60126973. Order Left and Right side to match.
  - R - No Longer Available. For replacement order part number 1195983. Order in pairs to match when replacing part number 1179218.

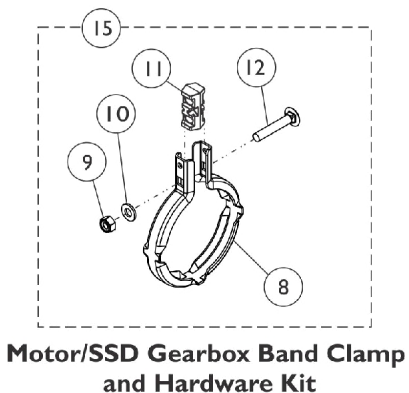
# Motors, 4-Pole, SSD Gearbox and Mounting Hardware

300 lb. After 8/29/17

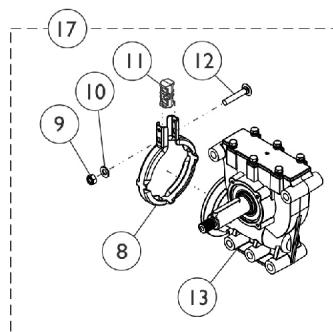


**4-Pole Motor/SSD Gearbox Assembly**

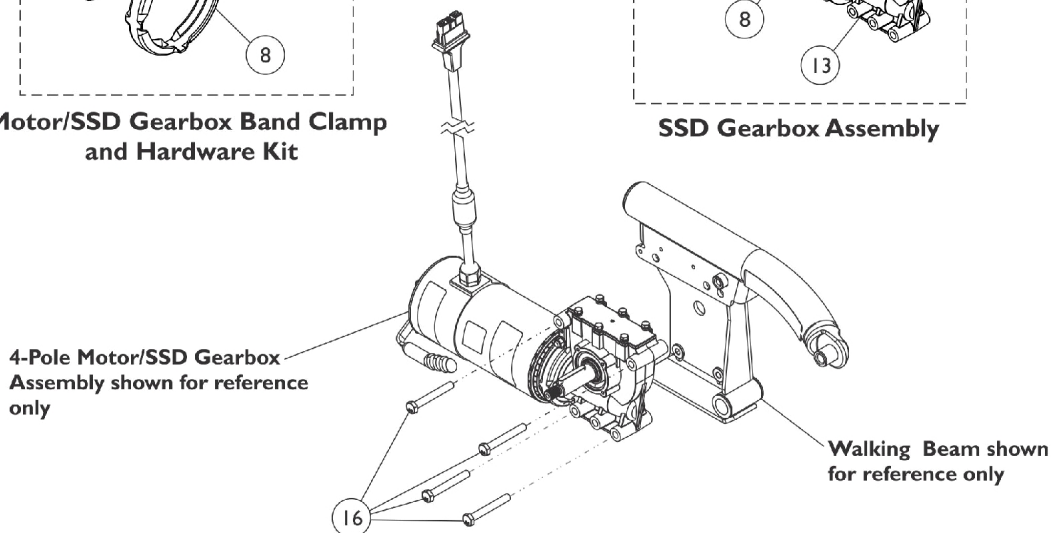
**4-Pole Motor Assembly**



**Motor/SSD Gearbox Band Clamp and Hardware Kit**



**SSD Gearbox Assembly**



R2006\_105\_109D

# Motors, 4-Pole, SSD Gearbox and Mounting Hardware

## 300 lb. After 8/29/17

Item Number	Note	Part Number	Description	Quantity Per	
				Package	Assembly
1	A,B,I,L	1195981	Kit, 4-Pole Low Speed Motor/18:1 SSD Gearbox Assembly - Right	1	1
			4-Pole Low Speed Motor/18:1 SSD Gearbox Assembly - Right	1	1
			Decal, Motor Warning	1	1
			Decal, Push/Drive	1	1
			Instruction Sheet, Installation	1	1
			Grease, Super Lube (1cc Tube)	1	1
			Label, Refer To User Manual	1	1
1	A,B,I,L	1195982	Kit, 4-Pole Low Speed Motor/18:1 SSD Gearbox Assembly - Left	1	1
			4-Pole Low Speed Motor/18:1 SSD Gearbox Assembly - Left	1	1
			Decal, Motor Warning	1	1
			Decal, Push/Drive	1	1
			Instruction Sheet, Installation	1	1
			Grease, Super Lube (1cc Tube)	1	1
			Label, Refer To User Manual	1	1
2	A,C,I	1195984	Kit, Motor Assembly, 4-Pole Low Speed	1	1
3			Motor Assembly, 4-Pole Low Speed	1	1
4			Decal, Motor Warning	1	1
5			Decal, Push/Drive	1	1
6			Label, Refer To User Manual	1	1
8			Clamp, Band	1	1
9			Locknut (M6 x 1)	1	1
10			Washer, Plain (1/4 x 1/2 x 9/16")	1	1
11			Spacer, Clamp, Molded	1	1
12			Bolt, Round Head Square Neck (M6 x 1 x 35mm)	1	1
			Instruction Sheet, Installation	1	1
			Sheet, Insert Parts Service	1	1
			Grease, Super Lube (1cc Tube)	1	1
7		1168883	Package, Coupling/Cup Assembly	10	1
17	A,E,I	1179219	Kit, SSD Gearbox Assembly, 18:1 - RWD/FWD-Right & CWD-Left	1	1
8			Clamp, Band	1	1
9			Locknut (M6 x 1)	1	1
10			Washer, Plain (1/4 x 1/2 x 9/16")	1	1
11			Spacer, Clamp, Molded	1	1
12			Bolt, Round Head Square Neck (M6 x 1 x 35mm)	1	1
13			Gearbox Assembly, SSD, 18:1 - RWD/FWD-Right & CWD-Left	1	1
			Instruction Sheet, Installation	1	1
			Grease, Super Lube (1cc Tube)	1	1

## Motors, 4-Pole, SSD Gearbox and Mounting Hardware

### 300 lb. After 8/29/17

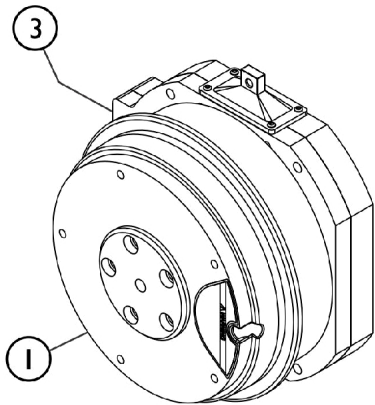
Item Number	Note	Part Number	Description	Quantity Per	
				Package	Assembly
17	A,D,I	1179220	Kit, SSD Gearbox Assembly, 18:1 - RWD/FWD-Left & CWD-Right	1	1
8			Clamp, Band	1	1
9			Locknut (M6 x 1)	1	1
10			Washer, Plain (1/4 x 1/2 x 9/16")	1	1
11			Spacer, Clamp, Molded	1	1
12			Bolt, Round Head Square Neck (M6 x 1 x 35mm)	1	1
13			Gearbox Assembly, SSD, 18:1 - RWD/FWD-Left & CWD-Right	1	1
			Instruction Sheet, Installation	1	1
			Grease, Super Lube (1cc Tube)	1	1
14	F	1169004	Kit, Brake Lever Assembly w/ Set Screw, 4-Pole Motor (Pair)	1	1
			Brake Lever Assembly w/ Set Screw, 4-Pole Motor - Right	1	1
			Brake Lever Assembly w/ Set Screw, 4-Pole Motor - Left	1	1
	K	1168665-NLA	NLA - Screw, Set Socket Cup Point w/ Patch (M5 x .8 x 6mm)	1	1
15	G	1168884	Kit, Motor/SSD Gearbox Band Clamp and Hardware	1	1
8			Clamp, Band	1	1
9			Locknut (M6 x 1)	1	1
10			Washer, Plain (1/4 x 1/2 x 9/16")	1	1
11			Spacer, Clamp, Molded	1	1
12			Bolt, Round Head Square Neck (M6 x 1 x 35mm)	1	1
			Instruction Sheet, Installation	1	1
			Grease, Super Lube (1cc Tube)	1	1
16		1169645	Package, Screw, Hex Head w/ Patch (M8 x 1.25 x 60mm)	4	1
	H	1101725	Cap, Brake Lever End, Black	1	1
	H	1130584	Package, Cap, Brake Lever End, Black	10	1
	J	1180609	Package, Grease, Super Lube (1cc Tube) (Pkg. of 10)	10	1

## Motors, 4-Pole, SSD Gearbox and Mounting Hardware

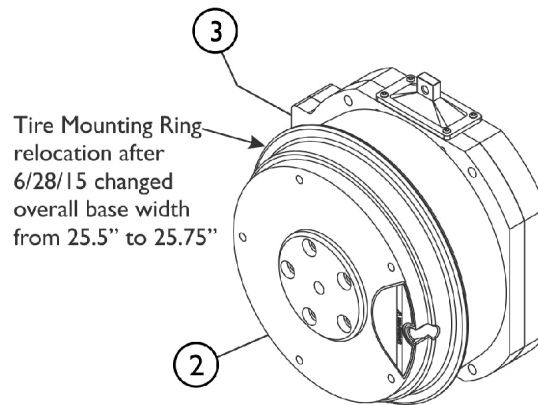
### 300 lb. After 8/29/17

NOTE: A - Used for 300 Lb. user weight limit.  
B - Includes items 3-13, Super Lube Grease and Instruction Sheet. NOTE: Brake Lever Item #14 is "not" included.  
C - Includes items 3-6, 8-12, Super Lube Grease and Instruction Sheet. NOTE: Brake Lever Item #14 is "not" included.  
D - Includes items 8-13, Super Lube Grease and Instruction Sheet. NOTE: A left side gearbox that is used on RWD models is assembled to the right side of the wheelchair for TDX SP models.  
E - Includes items 8-13, Super Lube Grease and Instruction Sheet. NOTE: A right side gearbox that is used on RWD models is assembled to the left side of the wheelchair for TDX SP models.  
F - Brake Lever Assembly sold as a pair that includes the right and left side Brake Levers, (2) ea. Brake Lever End Caps, (2) ea. Set Screws - see part #1168665 to order separately. Brake Lever End Cap can be sold separately. See part #1101725.  
G - Includes items 8-12.  
H - Not Shown. Brake Lever End Cap attaches to item #14 Brake Lever Assembly.  
I - Before placing an order, it is recommended to call Invacare's Technical Service Department at (1-800-832-4707) to verify if the Motor, SSD Gearbox or the Motor/SSD Gearbox Assembly is needed.  
J - Not Shown. Super Lube Grease is applied to the Gearbox Output Shaft.  
K - Not Shown. Use part #1168665 Screw, Set Socket Cup Point w/ Patch (M5 x .8 x 6mm) to hold item #13 Brake Lever in place.  
L - If a customer is replacing Motor/Gearbox Assemblies no longer available dated (3/16/11-8/29/17) replace in pairs to match.

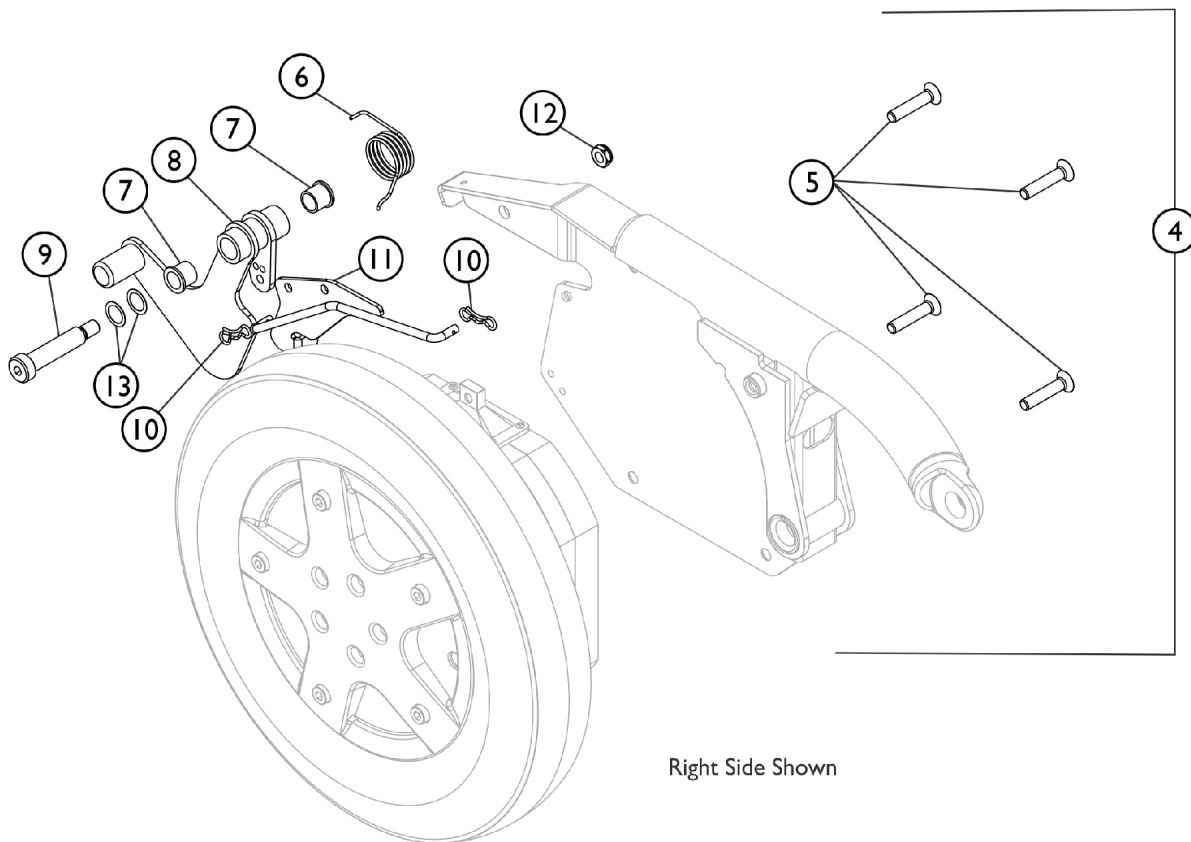
# Motor, GB (TrueTrack) HD and Mounting Hardware TDX SR



**GB TT HD Motor Before 6/29/15**



**GB TT HD Motor After 6/28/15**



SHEP\_092A

# Motor, GB (TrueTrack) HD and Mounting Hardware

## TDX SR

Item Number	Note	Part Number	Description	Quantity Per	
				Package	Assembly
1,2		See Chart	Item #1 and Item #2 GB (TrueTrack) Heavy Duty Motor Kits	1	1
	B	1122137	Instruction Sheet, GB HD Motor Installation For TDX	1	1
3		1133188-NLA	NLA - Gasket, Motor Connector	1	1
	B,C	1144925	Kit, Stand-Off Screw with Lockwasher	1	2
	B,E,E1	1134214	Kit, GB HD Controller Gasket Connector	1	1
4	A,D	1149338-NLA	NLA - Kit, GB Motor Mounting Hardware TDX SR - Right	1	1
5			NLA - Screw, Socket Flat Head (M8 x 1.25 x 40mm)	1	4
6			Spring, GB Brake Release - Right	1	1
7			Bushing (1/2 x 5/8")	1	2
8			NLA - Lever, Short Release - Right	1	1
9			NLA - Screw, Shoulder Hex Socket Head (1/2 x 2", 3/8-16)	1	1
10			NLA - Cotter, Locking Bow-Tie (1/4" Shaft)	1	2
11			Rod, Linkage - Right	1	1
12			Locknut, Low Profile (3/8-16)	1	1
13			Washer, Wave (17/32 x 3/4 x 1/64")	1	2
4	A,D	1149339-NLA	NLA - Kit, GB Motor Mounting Hardware TDX SR - Left	1	1
5			NLA - Screw, Socket Flat Head (M8 x 1.25 x 40mm)	1	4
6			Spring, GB Brake Release - Left	1	1
7			Bushing (1/2 x 5/8")	1	2
8			NLA - Lever, Short Release - Left	1	1
9			NLA - Screw, Shoulder Hex Socket Head (1/2 x 2", 3/8-16)	1	1
10			NLA - Cotter, Locking Bow-Tie (1/4" Shaft)	1	2
11			Rod, Linkage - Left	1	1
12			Locknut, Low Profile (3/8-16)	1	1
13			Washer, Wave (17/32 x 3/4 x 1/64")	1	2
5		1142378-NLA	NLA - Screw, Socket Flat Head (M8 x 1.25 x 40mm)	1	4

NOTE: A - Includes items 5-13.  
 B - Not Shown.  
 C - The Stand-Off Screw with Lockwasher is used to secure the controller cable on the GB TT HD Motor.  
 D - Item #8 release lever contour was revised 5/05/08 and is backward compatible to all chairs in the field. It is not required to order a right and left side release lever together.  
 E - Kit was created 10/26/07 and attaches to the controller motor cables. Includes 2 ea. GB HD Controller Gasket Connectors, 2 ea. Silicon Lubricant Packets, 1 ea. Instruction Sheet. Individual components are non-saleable.  
 E1 - The kit can retrofit to existing GB TT HD Controllers in the field.



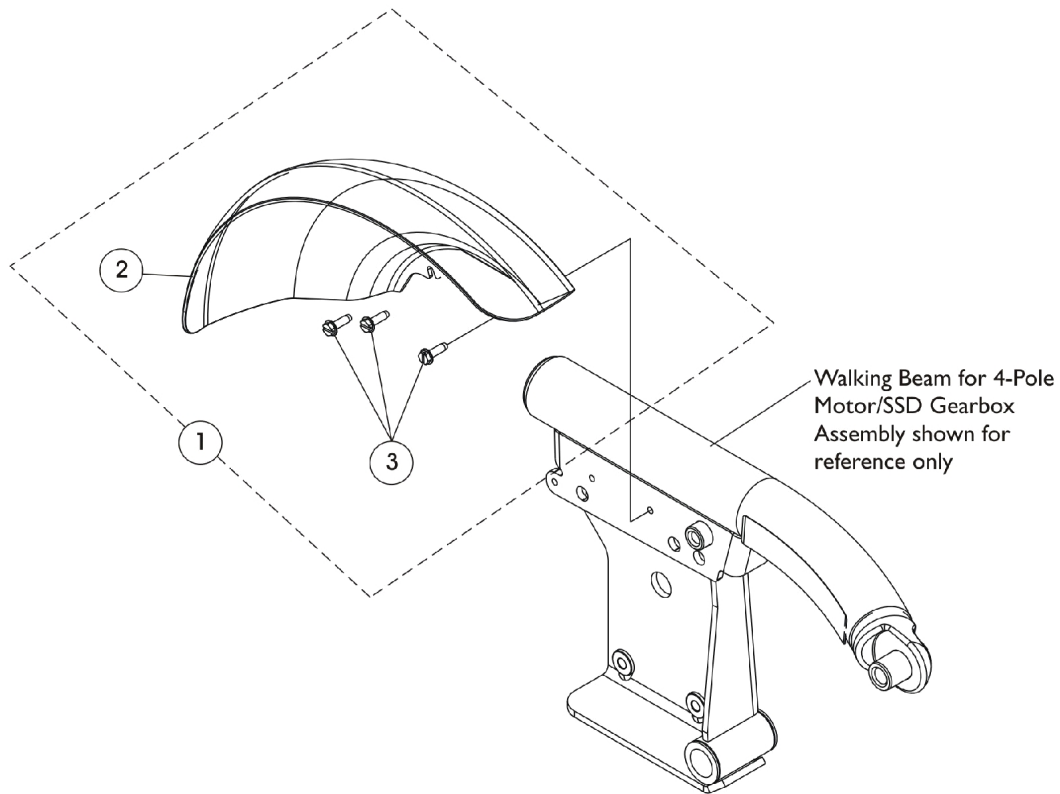
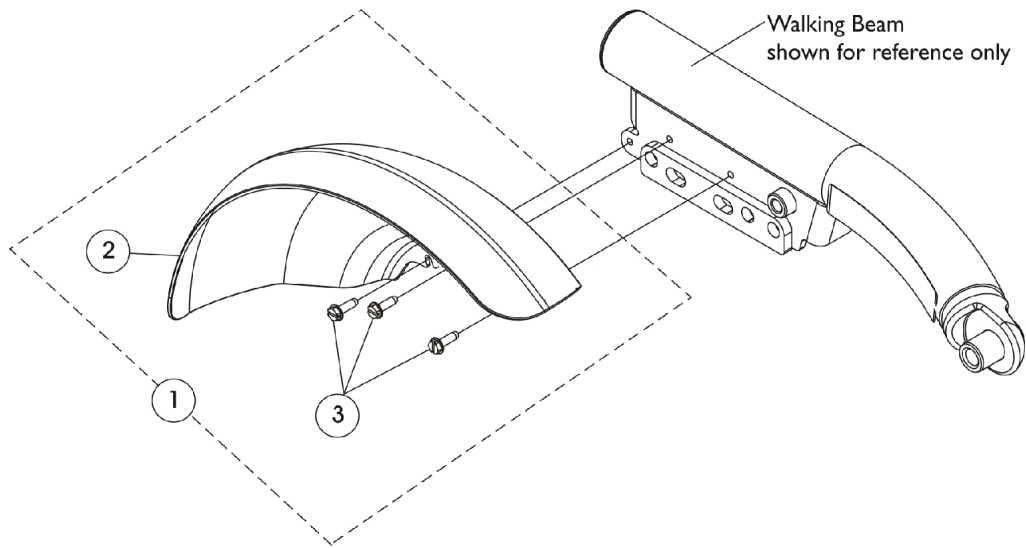
# Motor, GB (TrueTrack) HD and Mounting Hardware TDX SR

## Item #1 and Item #2 GB (TrueTrack) Heavy Duty Motor Kits

Item Number/ Date	Side	NEW GB TT HD Motor Kit	WARR RPLMT/ Reconditioned GB TT HD Motor Kit
#1 Before 6/29/15	Right	1191489-NLA See Note(s) B, A	1191489E See Note(s) B, A
#1 Before 6/29/15	Left	1191490-NLA See Note(s) A, B	1191490E See Note(s) A, B
#2 After 6/28/15	Right	1152665-NLA See Note(s) A, B, C	1152665E See Note(s) C, A, B
#2 After 6/28/15	Left	1152666-NLA See Note(s) A, B, C	1152666E See Note(s) C, B, A
NOTE: A - Kit includes the GB TT HD Motor, item #11 Linkage Rod, item #6 Brake Release Spring, item #13 Wave Washers and GB TT HD Motor Installation Instruction Sheet. B - The GB TT HD Motor will include a Controller Gasket Connector Kit created 10/26/07 that attaches to the controller motor cables. The kit can retrofit to existing GB TT HD Controllers in the field. C - GB TT HD Motors after 6/28/15 changed overall base width from 25.5" to 25.75". Refer to illustration for reference.			

# Fender Shroud Assembly

## TDX SP/SP-GT



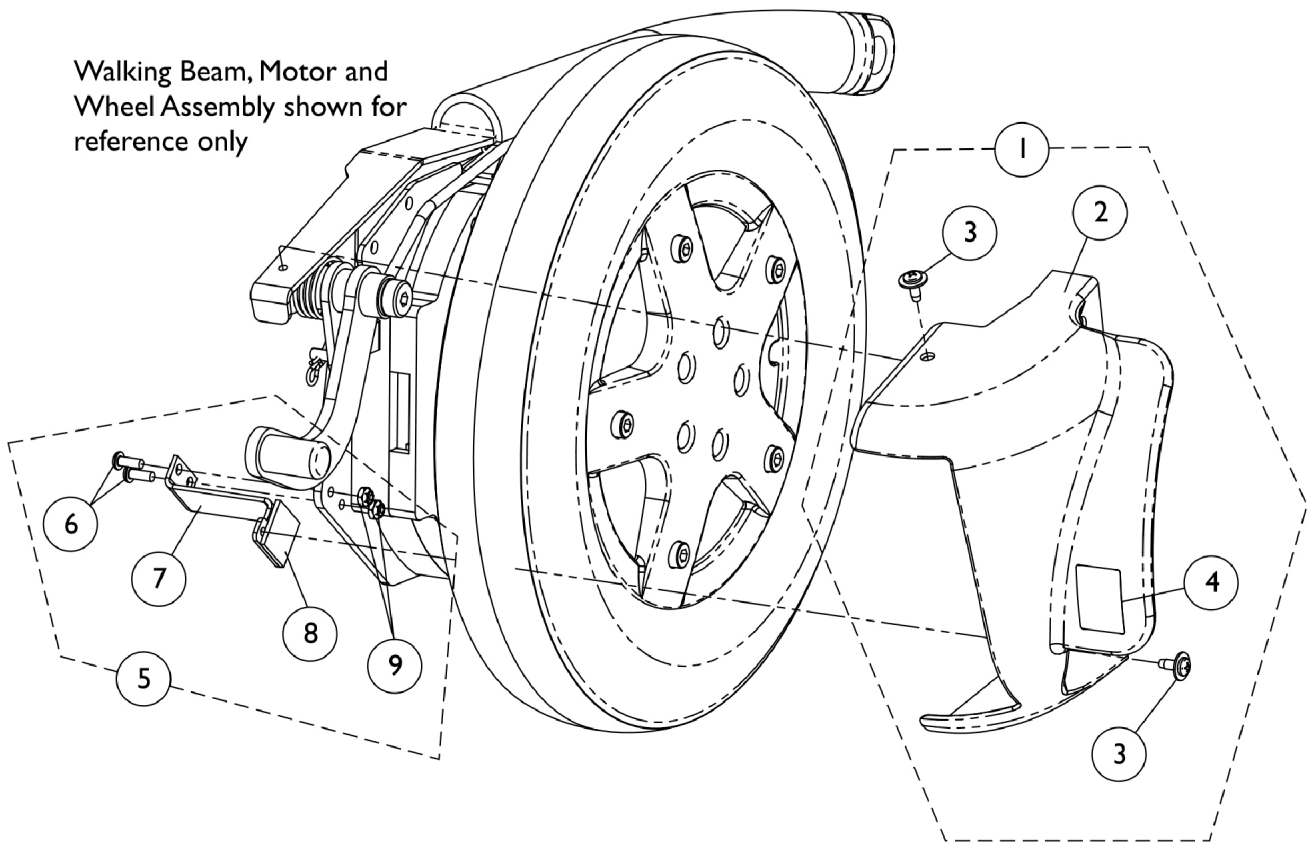
## Fender Shroud Assembly TDX SP/SP-GT

Item Number	Note	Part Number	Description	Quantity Per	
				Package	Assembly
1	A	1145056	Kit, Fender Shroud Assembly - Right	1	1
2			Shroud, Fender - Right	1	1
3			Screw, Slotted Hex Washer Head (#10-32 x 5/8")	1	3
1	A	1145057	Kit, Fender Shroud Assembly - Left	1	1
2			Shroud, Fender - Left	1	1
3			Screw, Slotted Hex Washer Head (#10-32 x 5/8")	1	3
NOTE: A - Includes items 2 and 3. Fender Shroud Assembly accommodates both Non-Single Stage Drive Gearboxes and Single Stage Drive (SSD) Gearbox Assemblies.					

# Fender Shroud Assembly

## TDX SR

Walking Beam, Motor and  
Wheel Assembly shown for  
reference only

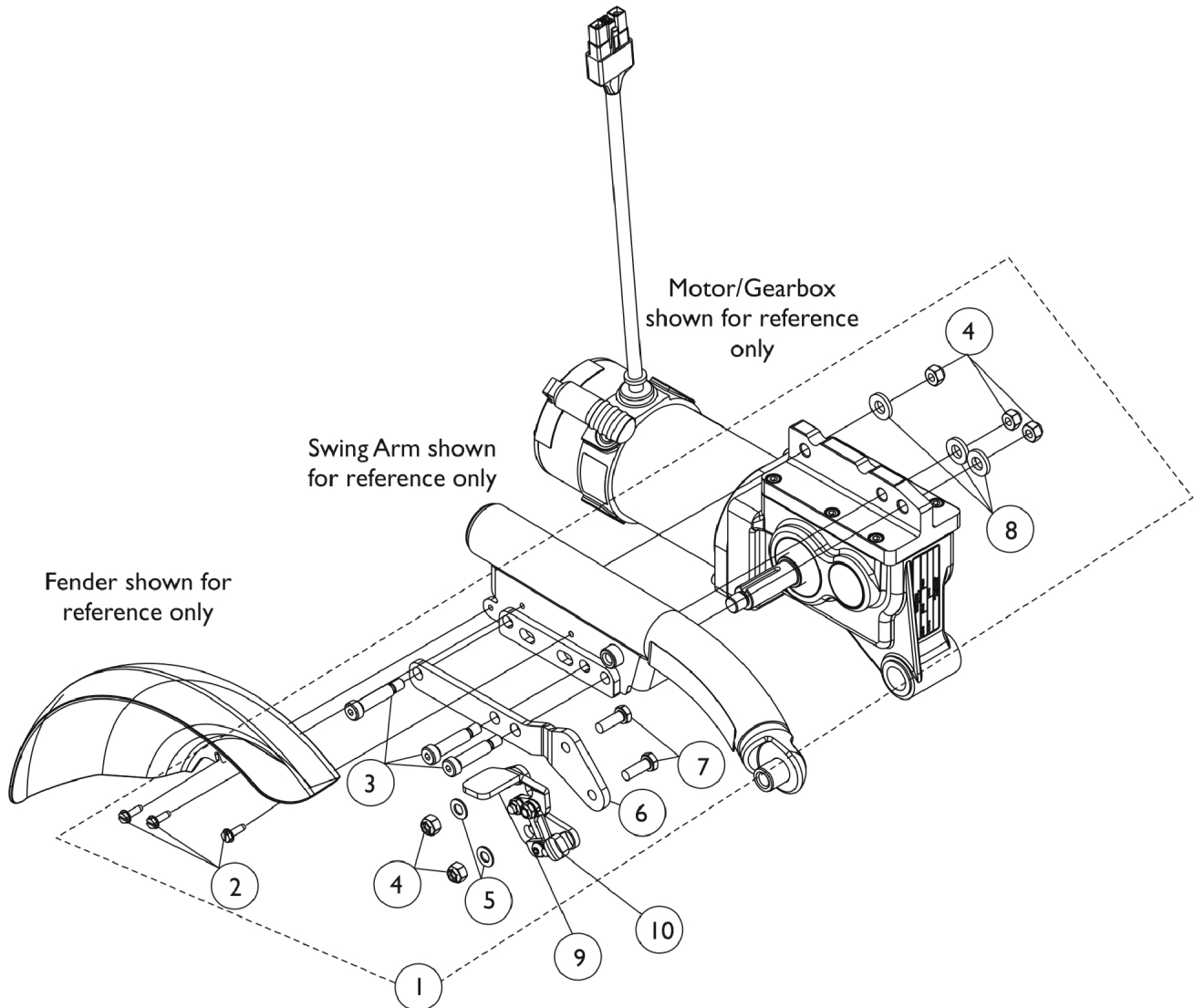


## Fender Shroud Assembly TDX SR

Item Number	Note	Part Number	Description	Quantity Per	
				Package	Assembly
1	A	1153415	Kit, Fender Shroud Assembly TDX SR - Right	1	1
2			Shroud, Fender, TDX SR - Right	1	1
3			Screw, Phillips Pan Head Tap (#10-32 x 1/2")	1	2
4			Decal, Push/Drive	1	1
1	A	1153416	Kit, Fender Shroud Assembly TDX SR - Left	1	1
2			Shroud, Fender, TDX SR - Left	1	1
3			Screw, Phillips Pan Head Tap (#10-32 x 1/2")	1	2
4			Decal, Push/Drive	1	1
5	B	1134240	Kit, Fender Shroud Mounting Bracket and Attaching Hardware	1	1
6			NLA - Screw, Socket Head, Cap (#10-32 x 3/4")	1	2
7			NLA - Bracket, Fender Shroud Mounting, TDX SR	1	1
8			NLA - Fastener, Loop with Adhesive Back (1" W X 1" L)	1	1
9			Locknut (#10-32)	1	2
NOTE: A - Includes items 2-4 B - Includes items 6-9					

# Wheel Lock Assembly

TDX SP/SP-GT with 4-Pole Motor (Before 05/13/11) (Canada Before 7/1/11)



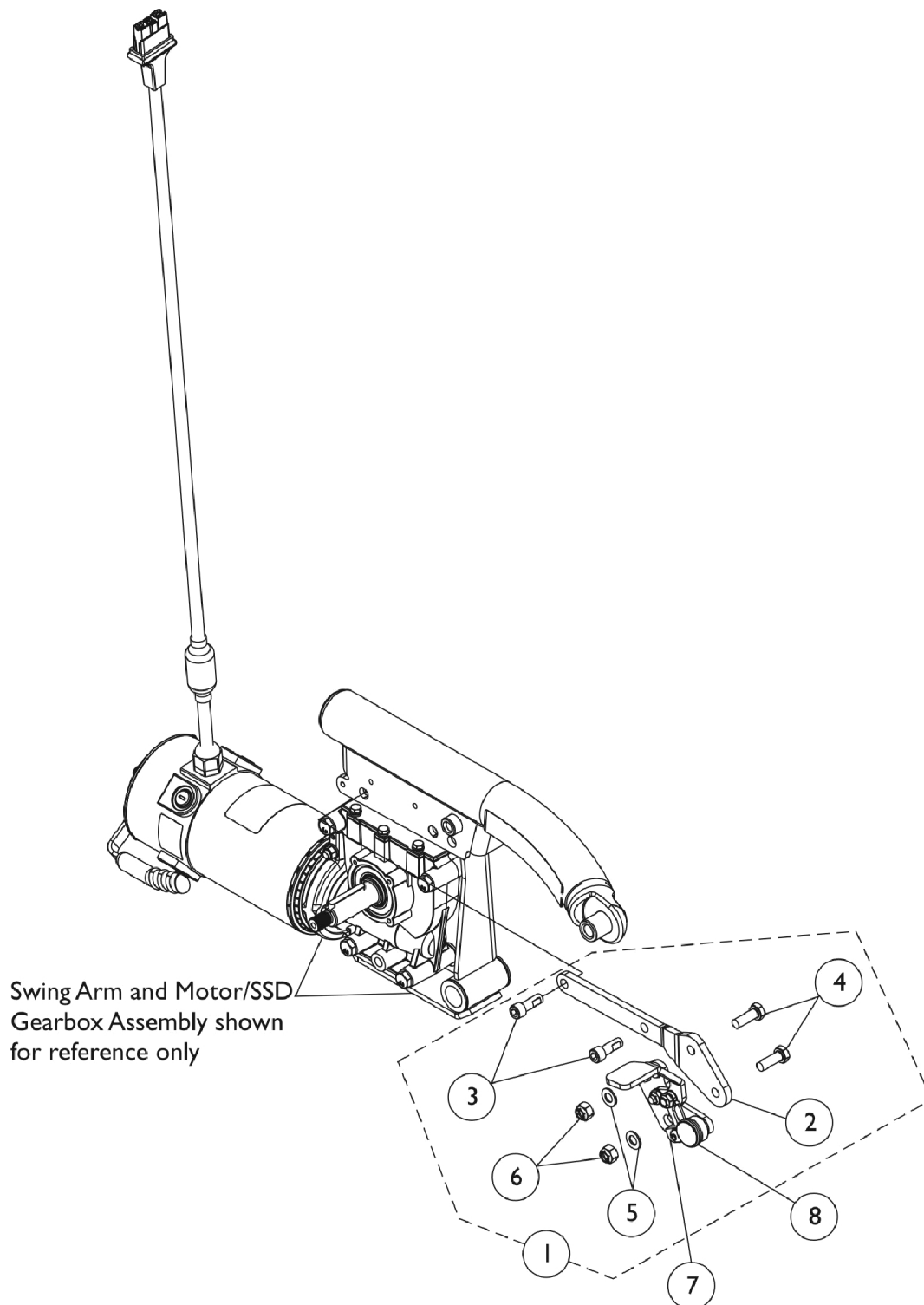
# Wheel Lock Assembly

**TDX SP/SP-GT with 4-Pole Motor (Before 05/13/11) (Canada Before 7/1/11)**

Item Number	Note	Part Number	Description	Quantity Per	
				Package	Assembly
1	A	1145072-NLA	NLA - Kit, Wheel Lock Mounting Hardware - Right	1	1
2			Screw, Slotted Hex Washer Head (#10-32 x 5/8")	1	3
3			Screw, Shoulder Hex Socket (3/8 x 1-1/4", 5/16-18)	1	3
4			Locknut (5/16-18)	1	5
5			Washer, Flat (5/16 x 5/8 x 1/16")	1	2
6			Bracket, Wheel Lock, Black - Right	1	1
7			NLA - Screw, Hex Head w/ Patch (5/16-18 x 7/8")	1	2
8			NLA - Washer, Steel (7/16 x 13/16 x 1/8")	1	3
1	A	1145073-NLA	NLA - Kit, Wheel Lock Mounting Hardware - Left	1	1
2			Screw, Slotted Hex Washer Head (#10-32 x 5/8")	1	3
3			Screw, Shoulder Hex Socket (3/8 x 1-1/4", 5/16-18)	1	3
4			Locknut (5/16-18)	1	5
5			Washer, Flat (5/16 x 5/8 x 1/16")	1	2
6			Bracket, Wheel Lock, Black - Left	1	1
7			NLA - Screw, Hex Head w/ Patch (5/16-18 x 7/8")	1	2
8			NLA - Washer, Steel (7/16 x 13/16 x 1/8")	1	3
9	B	1139885	Wheel Lock Assembly - Right	1	1
9	B	1139886	Wheel Lock Assembly - Left	1	1
10		1101725	Cap, Brake Lever End, Black	1	1
10		1130584	Package, Cap, Brake Lever End, Black	10	1
NOTE: A - Includes items 2-8 B - Wheel Lock Assembly includes the Brake Lever End Cap item #10 part number 1101725.					

# Wheel Lock Assembly

TDX SP/SP-GT with 4-Pole Motor/SSD Gearbox (After 05/12/11) (Canada  
After 6/30/11)



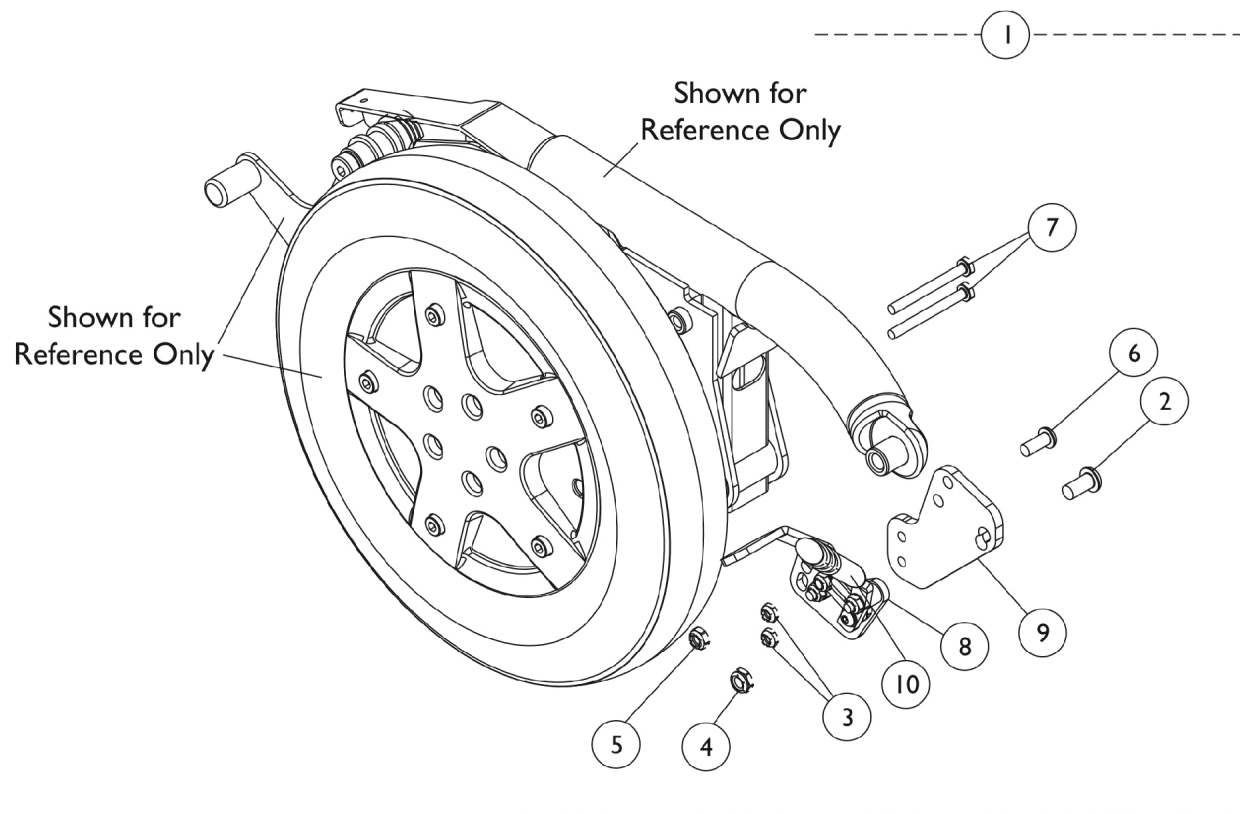


# Wheel Lock Assembly

**TDX SP/SP-GT with 4-Pole Motor/SSD Gearbox (After 05/12/11) (Canada  
After 6/30/11)**

Item Number	Note	Part Number	Description	Quantity Per	
				Package	Assembly
1	A	1173783	Kit, Wheel Lock Mounting Hardware - Right	1	1
2			Bracket, Wheel Lock, Black - Right	1	1
3			Screw, Socket Head w/ Patch (5/16-18 x 7/8")	1	2
4			NLA - Screw, Hex Head w/ Patch (5/16-18 x 7/8")	1	2
5			Washer, Flat (5/16 x 5/8 x 1/16")	1	2
6			Locknut (5/16-18)	1	2
			Instruction Sheet, Installation	1	1
1	A	1173784	Kit, Wheel Lock Mounting Hardware - Left	1	1
2			Bracket, Wheel Lock, Black - Left	1	1
3			Screw, Socket Head w/ Patch (5/16-18 x 7/8")	1	2
4			NLA - Screw, Hex Head w/ Patch (5/16-18 x 7/8")	1	2
5			Washer, Flat (5/16 x 5/8 x 1/16")	1	2
6			Locknut (5/16-18)	1	2
			Instruction Sheet, Installation	1	1
7	B	1139885	Wheel Lock Assembly - Right	1	1
7	B	1139886	Wheel Lock Assembly - Left	1	1
8		1101725	Cap, Brake Lever End, Black	1	1
8		1130584	Package, Cap, Brake Lever End, Black	10	1
NOTE: A - Includes items 2-6 and the Installation Instruction Sheet. B - Wheel Lock Assembly includes the Brake Lever End Cap item #8 part number 1101725.					

# Wheel Lock Assembly - TDX SR

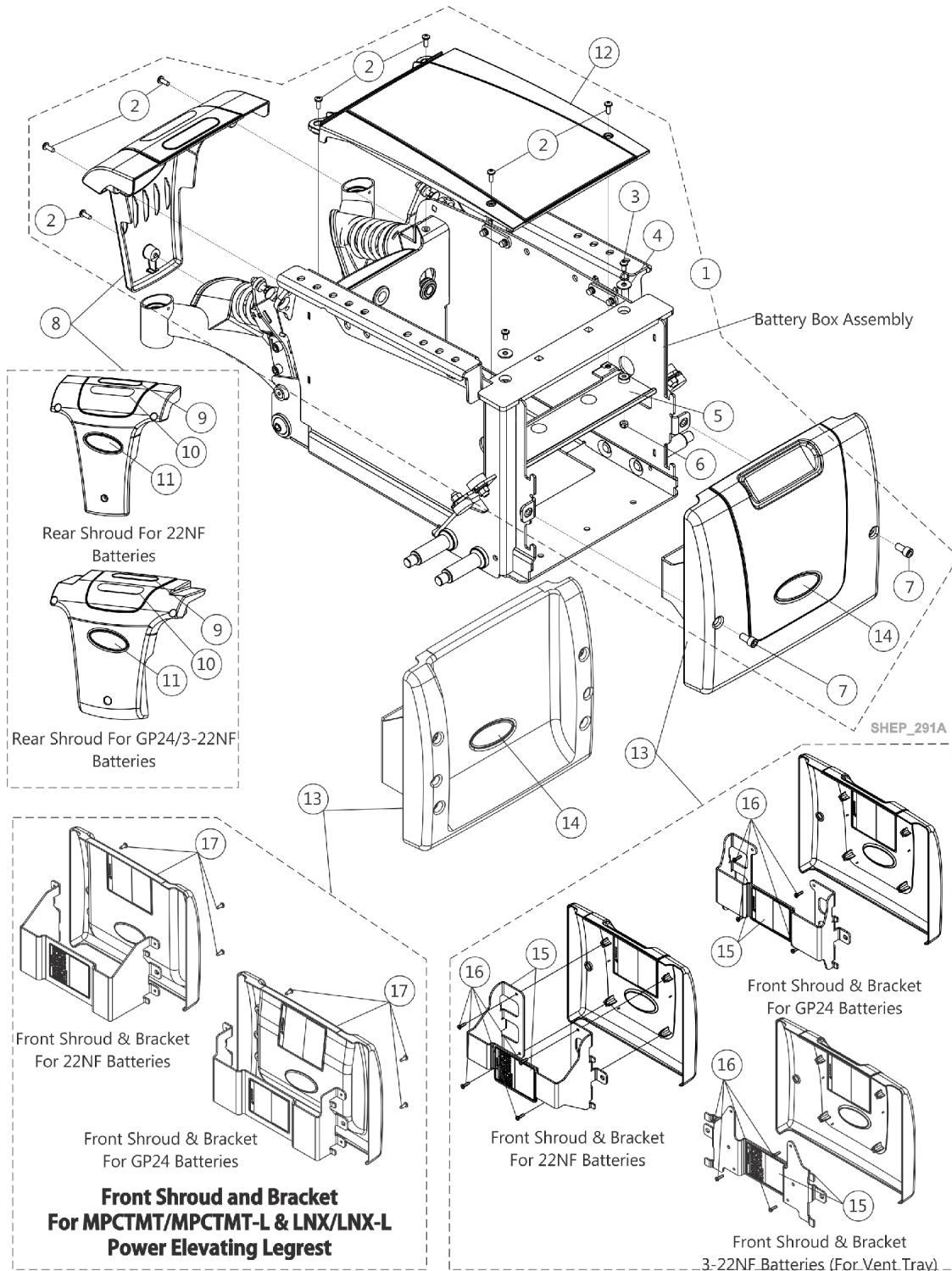


## Wheel Lock Assembly - TDX SR

Item Number	Note	Part Number	Description	Quantity Per	
				Package	Assembly
1	A	1161567	NLA - Kit, Wheel Lock, TDXSR - Right	1	1
2			NLA - Screw, Socket Button Head (3/8-16 x 3/4")	1	1
3			Locknut (1/4-20)	1	2
4			Locknut, Low Profile (3/8-16)	1	1
5			Locknut (5/16-18)	1	1
6			Screw, Socket Button Head (5/16-18 x 3/4")	1	1
7			NLA - Screw, Hex Head w/Patch (1/4-20 x 2-1/2")	1	2
8			Wheel Lock Assembly - Right	1	1
9			Bracket, Mounting, Black	1	1
1	A	1161568	NLA - Kit, Wheel Lock, TDXSR - Left	1	1
2			NLA - Screw, Socket Button Head (3/8-16 x 3/4")	1	1
3			Locknut (1/4-20)	1	2
4			Locknut, Low Profile (3/8-16)	1	1
5			Locknut (5/16-18)	1	1
6			Screw, Socket Button Head (5/16-18 x 3/4")	1	1
7			NLA - Screw, Hex Head w/Patch (1/4-20 x 2-1/2")	1	2
8			Wheel Lock Assembly - Left	1	1
9			Bracket, Mounting, Black	1	1
8		1139885	Wheel Lock Assembly - Right	1	1
8		1139886	Wheel Lock Assembly - Left	1	1
10		1101725	Cap, Brake Lever End, Black	1	1
10		1130584	Package, Cap, Brake Lever End, Black	10	1
NOTE: A - Includes items 2-9. Wheel Lock design is available for chairs manufactured after 01/26/09 and is not available for chairs manufactured prior to 01/27/09.					

# Shrouds and Hardware

**NOTE: Front Shroud and Bracket are different when a Footboard Assembly is used. See page titled "Footboard Assembly"**



# Shrouds and Hardware

**NOTE: Front Shroud and Bracket are different when a Footboard Assembly is used. See page titled "Footboard Assembly"**

Item Number	Note	Part Number	Description	Quantity Per	
				Package	Assembly
1	A	1144651	Kit, Shroud Hardware (For 22NF Batteries)	1	1
2			Screw, Phillips Pan Head (#10-32 x 1/2")	1	7
3			Screw, Phillips Pan Head (#10-32 x 3/8")	1	2
4			Washer (1/4 x 23/32 x 1/16")	1	2
5			Shroud, Isolation	1	1
6			Locknut (#10-32)	1	2
7			Screw, Socket Head w/ Patch (5/16-18 x 5/8")	1	2
1	A	1147115	Kit, Shroud Hardware (For GP24/3-22NF Batteries)	1	1
2			Screw, Phillips Pan Head (#10-32 x 1/2")	1	7
3			Screw, Phillips Pan Head (#10-32 x 3/8")	1	2
4			Washer (1/4 x 23/32 x 1/16")	1	2
5			Shroud, Isolation (For GP24/3-22NF Batteries)	1	1
6			Locknut (#10-32)	1	2
7			Screw, Socket Head w/ Patch (5/16-18 x 5/8")	1	2
8	B,D	1144648	Shroud w/ Decal - Rear	1	1
8	D	1144650	Shroud w/ Decal - Rear (TRRO/TRBKTS)	1	1
8	D	1147039	Kit, Shroud w/ Decals, Rear (GP24/3-22NF Batteries) (TRRO/TRBKTS Option)	1	1
9		1119281-NLA	NLA - Plate, Name, Patent Numbers	1	1
10		1035900	Decal, Transportation	1	1
12		1144643	Shroud, Center	1	1
12		1144644	Shroud, Center (TRRO/TRBKTS)	1	1
12		1147035	Shroud, Center (GP24 Batteries) (TRRO/TRBKTS Option)	1	1
13	C	1144642	Front Shroud and Bracket Assembly, Non-Elevate, Narrow (2-22NF Batteries)	1	1
13	C	1147121	Front Shroud and Bracket Assembly, Non-Elevate, Wide (GP24 Batteries)	1	1
13	C	1147123-NLA	NLA - Front Shroud and Bracket Assembly, Non-Elevate, Wide (3-22NF Batteries For Vent Tray)	1	1
13	E,F	1160940	Front Shroud and Bracket Assembly, Non-Elevate, Narrow (2-22NF Batteries)	1	1
13	E	1160941	Front Shroud and Bracket Assembly, Non-Elevate, Wide (GP24 Batteries)	1	1
15		1145069	Kit, Front Shroud Bracket w/ Decal, Black	1	1
15		1147124	Kit, Front Shroud Bracket w/ Decal, Black (For GP24 Batteries)	1	1
15		1147125-NLA	NLA - Kit, Front Shroud Bracket w/ Decal, Black (3-22NF Batteries For Vent Tray)	1	1
16		1114276	Screw, Phillips Pan Head (#8-16 x 5/8")	1	4
17		1028484	Screw, Phillips Pan Head Tap (#10-32 x 1/2")	1	4

# Shrouds and Hardware

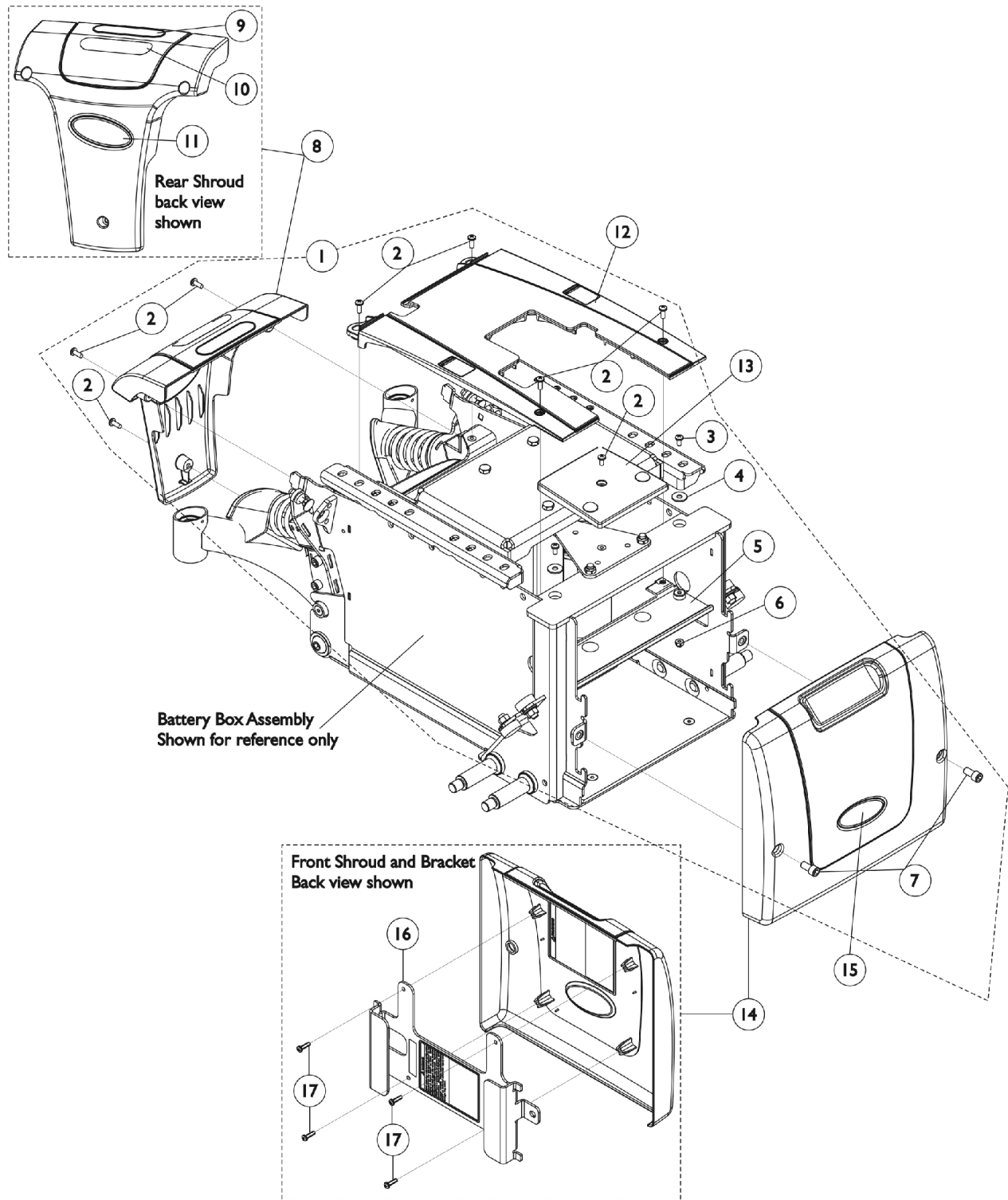
**NOTE: Front Shroud and Bracket are different when a Footboard Assembly is used. See page titled "Footboard Assembly"**

NOTE: A - Includes Items 2-7  
B - Includes Items 9-11  
C - Includes Items 15-16  
D - The controller is also covered by the Rear Shroud  
E - Includes the Shroud, Bracket, Decals and item #17. This Front Shroud is used for MPCTMT/MPCTMT-L and LNX/LNX-L Power Elevating Legrest only.  
F - As of 10/24/18 part number 1160940 Front Shroud Assembly was revised to have a more shallow concave design and is backward compatible for wheelchairs manufactured before 10/24/18.

Item #11 and #14 Reflective Decal is not available for sale individually.

# Shrouds and Hardware

## Narrow Battery Box (CGE) Before 1/4/08



## Shrouds and Hardware

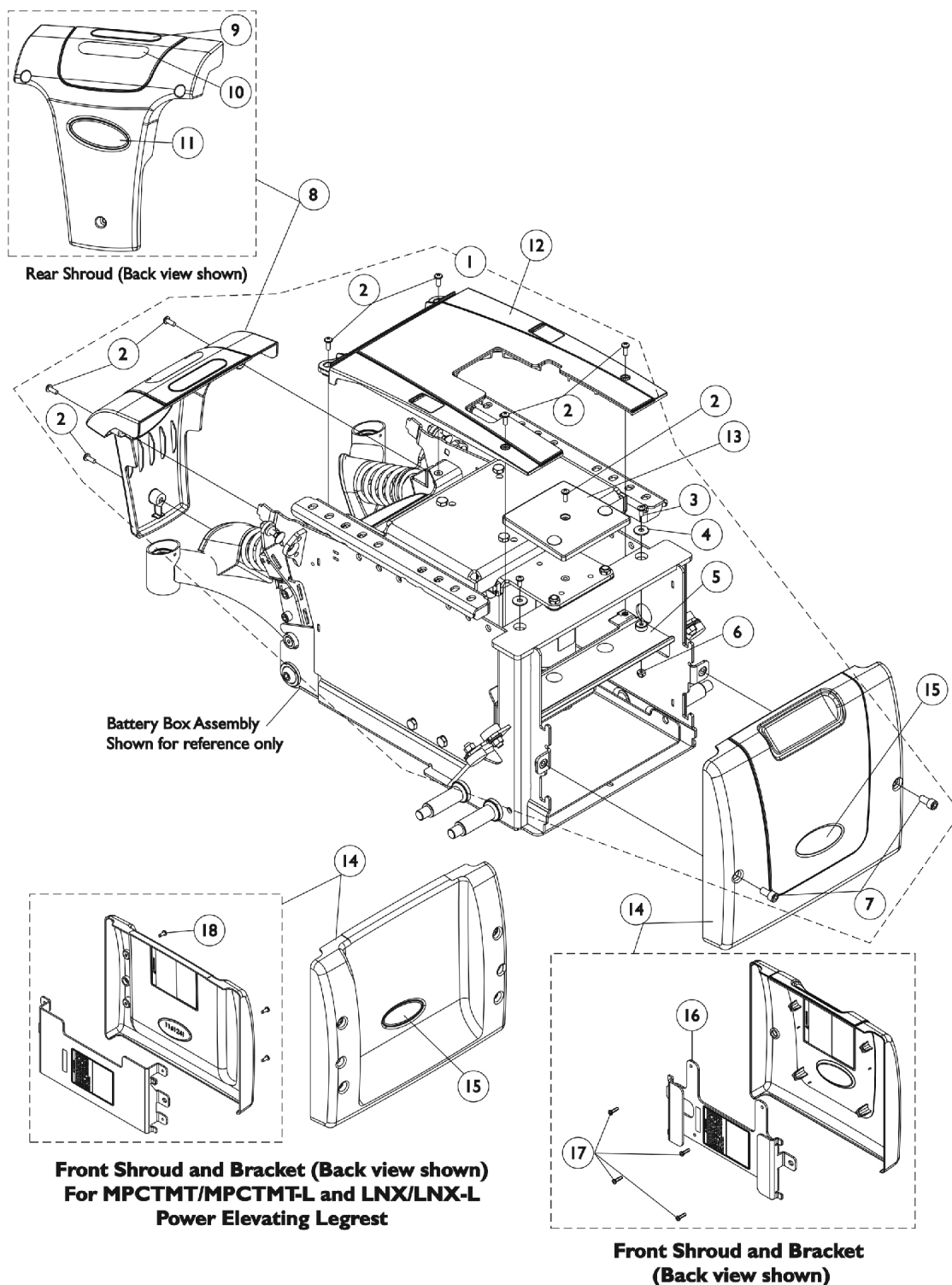
### Narrow Battery Box (CGE) Before 1/4/08

Item Number	Note	Part Number	Description	Quantity Per	
				Package	Assembly
1	A,D	1147162	Kit, Shroud Hardware, Elevate, Narrow Battery Box	1	1
2			Screw, Phillips Pan Head (#10-32 x 1/2")	1	8
3			Screw, Phillips Pan Head (#10-32 x 3/8")	1	2
4			Washer (1/4 x 23/32 x 1/16")	1	2
5			Shroud, Isolation	1	1
6			Locknut (#10-32)	1	2
7			Screw, Socket Head w/ Patch (5/16-18 x 5/8")	1	2
8	C	1144648	Shroud w/ Decal - Rear	1	1
9		1119281-NLA	NLA - Plate, Name, Patent Numbers	1	1
10		1035900	Decal, Transportation	1	1
12		1148235	Shroud w/ Decal, Center, Elevate, Narrow Battery Box	1	1
13	B	1121693	Shroud, Bracket Support (Elevate)	1	1
14		1147101-NLA	NLA - Front Shroud and Bracket Assembly (Elevate) Narrow Battery Box	1	1
16		1148233-NLA	NLA - Kit, Shroud Bracket w/ Decals, Black - Front (Narrow Battery Box)	1	1
17		1114276	Screw, Phillips Pan Head (#8-16 x 5/8")	1	4
NOTE: A - Includes items 2-7 B - Includes Front Shroud and items 16 and 17 C - After 1/3/08 two side cut outs were added to the Center Shroud and is backward compatible for chairs manufactured before 1/4/08 D - For 22NF Batteries.					
Item #11 and #15 Reflective Decal is not available for sale individually.					



# Shrouds and Hardware

(Narrow Battery Box After 1/3/08) & Wide Battery Box (CGE/CGTE/CGTRE) -  
TDX SP/SP-GT/SR



## Shrouds and Hardware

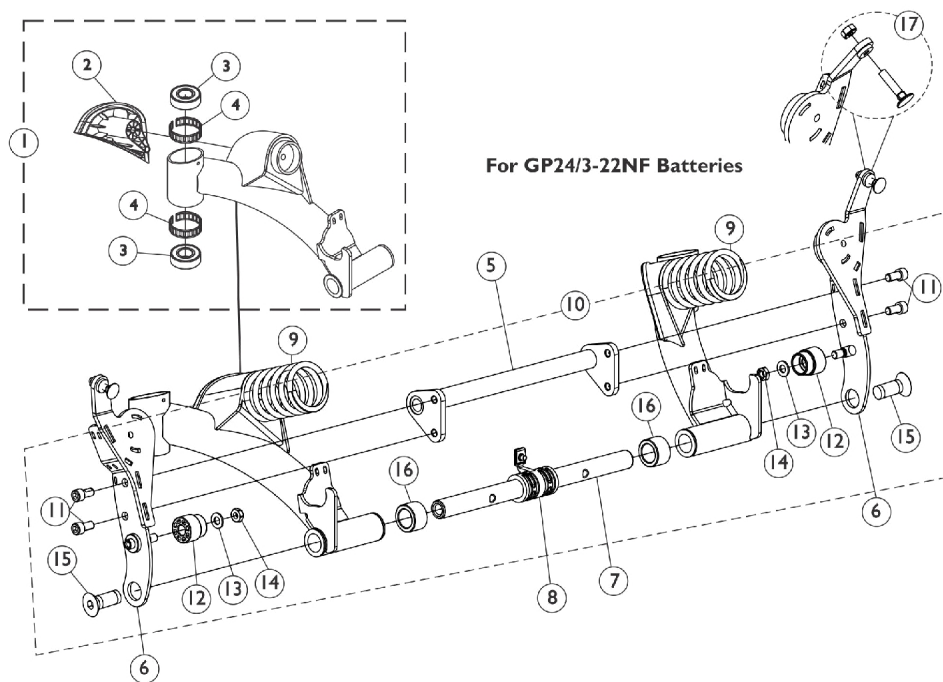
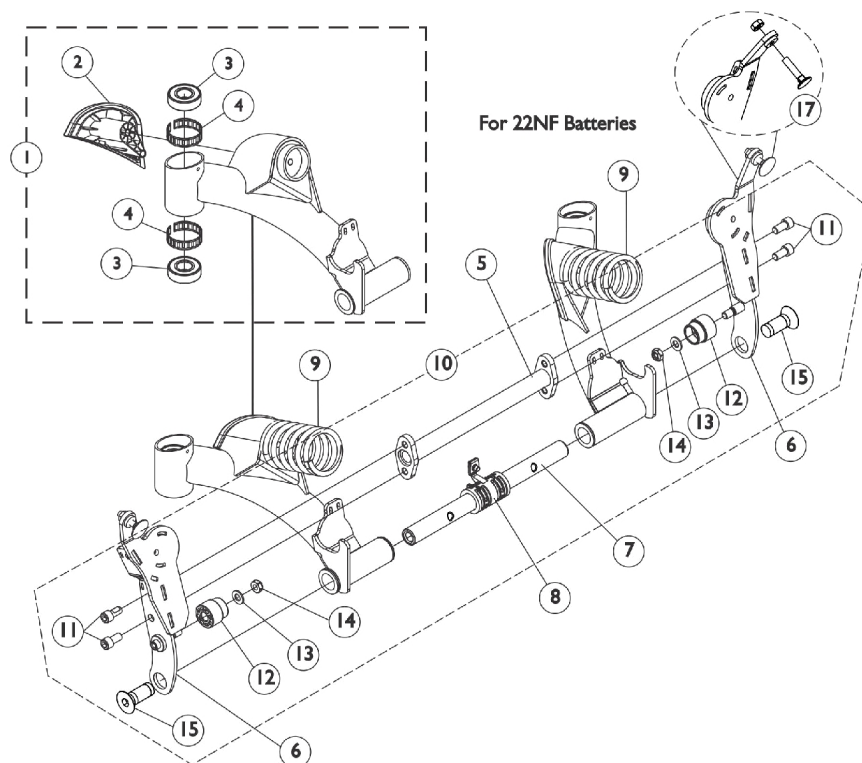
### (Narrow Battery Box After 1/3/08) & Wide Battery Box (CGE/CGTE/CGTRE) - TDX SP/SP-GT/SR

Item Number	Note	Part Number	Description	Quantity Per	
				Package	Assembly
1	A,E	1147162	Kit, Shroud Hardware, Elevate, Narrow Battery Box	1	1
2			Screw, Phillips Pan Head (#10-32 x 1/2")	1	7
3			Screw, Phillips Pan Head (#10-32 x 3/8")	1	2
4			Washer (1/4 x 23/32 x 1/16")	1	2
5			Shroud, Isolation	1	1
6			Locknut (#10-32)	1	2
7			Screw, Socket Head w/ Patch (5/16-18 x 5/8")	1	2
1	A,F	1134250	Kit, Shroud Hardware, Elevate, Wide Battery Box	1	1
2			Screw, Phillips Pan Head (#10-32 x 1/2")	1	7
3			Screw, Phillips Pan Head (#10-32 x 3/8")	1	2
4			Washer (1/4 x 23/32 x 1/16")	1	2
5			Shroud, Isolation (For GP24/3-22NF Batteries)	1	1
6			Locknut (#10-32)	1	2
7			Screw, Socket Head w/ Patch (5/16-18 x 5/8")	1	2
8		1144648	Shroud w/ Decal - Rear	1	1
9		1119281-NLA	NLA - Plate, Name, Patent Numbers	1	1
10		1035900	Decal, Transportation	1	1
12		1148235	Shroud w/ Decal, Center, Elevate, Narrow Battery Box	1	1
12		1153546	Shroud w/ Decal, Center, Elevate, Wide Battery Box	1	1
13	D	1121693	Shroud, Bracket Support (Elevate)	1	1
2		1026114	Screw, Phillips Pan Head (#10-32 x 1/2")	1	1
14	B	1149789	Front Shroud and Bracket Assembly, Elevate, Narrow Battery Box	1	1
14	B	1149790	Front Shroud and Bracket Assembly, Elevate, Wide Battery Box	1	1
14	C	1160942	Front Shroud and Bracket Assembly, Elevate, Narrow Battery Box	1	1
14	C	1160943	Front Shroud and Bracket Assembly, Elevate, Wide Battery Box	1	1
16		1153876-NLA	NLA - Bracket with Decals, Front Shroud, Narrow Battery Box	1	1
16		1153877	Bracket with Decals, Front Shroud, Wide Battery Box	1	1
17		1114276	Screw, Phillips Pan Head (#8-16 x 5/8")	1	4
18		1028484	Screw, Phillips Pan Head Tap (#10-32 x 1/2")	1	4

NOTE: A - Includes items 2-7.  
 B - Includes Front Shroud and items 16 and 17.  
 C - Includes Front Shroud, Bracket, items 15 and 18. This Front Shroud is used for MPCTMT/MPCTMT-L and LNX/LNX-L Power Elevating Legrest only.  
 D - Order item #2 Phillips Pan Head Screw to attach the Elevate Support Bracket Shroud.  
 E - For 22NF Batteries.  
 F - For GP24 Batteries.

Item #11 and #15 Reflective Decal is not available for sale individually.

## Rear Pivot Assembly - Before 9/7/07 (For 22NF & GP24/3-22NF Batteries)



## Rear Pivot Assembly - Before 9/7/07 (For 22NF & GP24/3-22NF Batteries)

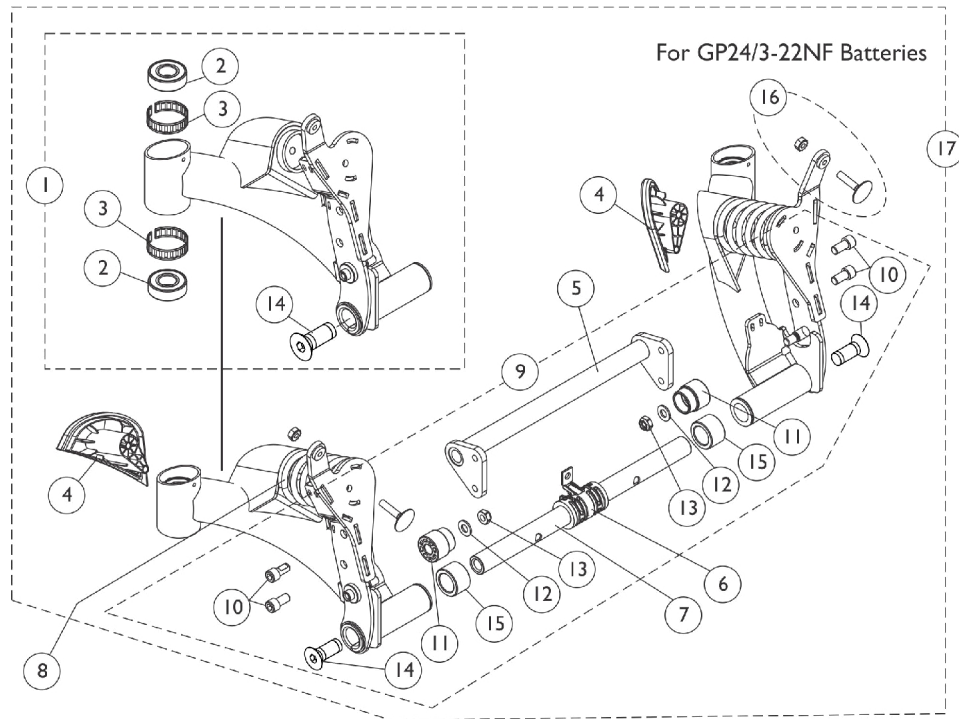
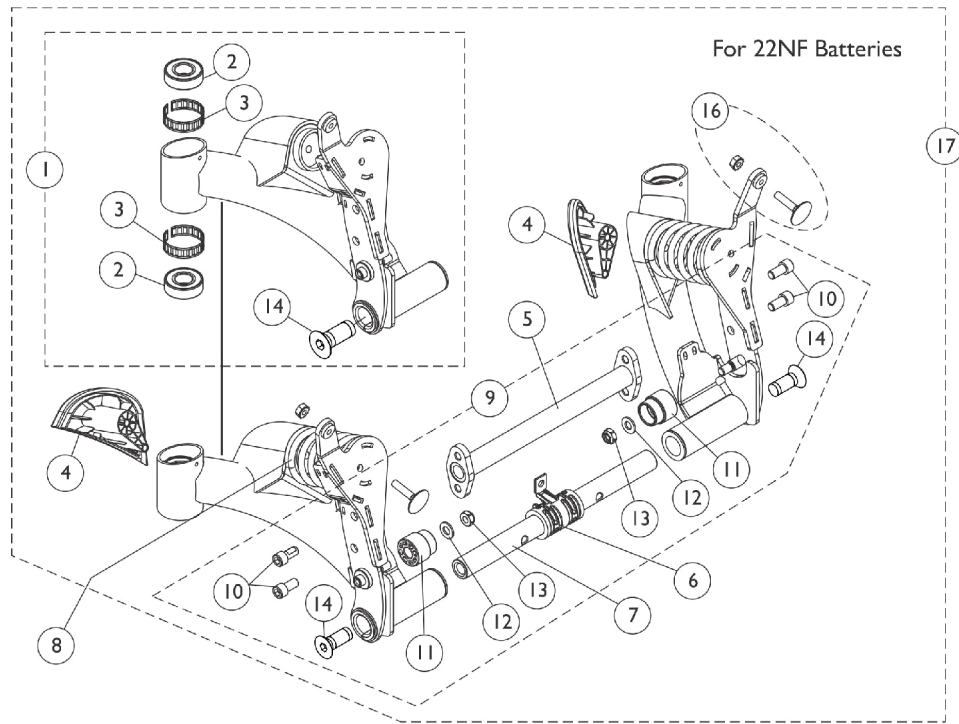
Item Number	Note	Part Number	Description	Quantity Per	
				Package	Assembly
1	A,I,J,J1	8881142334-NL A	Kit, Swing Arm w/ Cap and Bearings, Color, Rear - Right	1	1
2			Cap, Rear, Black - Right	1	1
3			Bearing (5/8")	1	2
4			Ring, Tolerance	1	2
1	A,I,J,J1	8881142335-NL A	Kit, Swing Arm w/ Cap and Bearings, Color, Rear - Left	1	1
2			Cap, Rear, Black - Left	1	1
3			Bearing (5/8")	1	2
4			Ring, Tolerance	1	2
2		1142312	Cap, Rear, Black - Right	1	1
2		1142313	Cap, Rear, Black - Left	1	1
3		40117X006	Bearing (5/8")	1	2
4		1110717	Ring, Tolerance	1	2
5	E	1142287	Crossmember, Pivot, Black	1	1
5	F	1146643	Crossmember, Pivot, Black	1	1
6	I,J,J1	8881142344-NL A	NLA - Spring Bracket Assembly, Color - Right	1	1
6	I,J,J1	8881142345-NL A	NLA - Spring Bracket Assembly, Color - Left	1	1
7	E,J,J1	1142282-NLA	NLA - Bar, Pivot	1	1
7	F,J,J1	1146638-NLA	NLA - Bar, Pivot	1	1
8		1144672	Center Bushing Assembly	1	1
9	B,L	1113186	Spring, Light Yellow, Non-Heavy Duty	1	2
9	C,M	1113187	Spring, Sunny Yellow, Heavy Duty	1	2
9	H,N	1125645-NLA	NLA - Spring, Dark Yellow, EXTRA Heavy Duty	1	2
10	D	1145067	Kit, Pivot Assembly Hardware	1	1
11			Screw, Socket Head w/ Patch (5/16-18 x 5/8")	1	4
12			Stop, Nylon	1	2
13			NLA - Washer, Steel (5/16 x 5/8 x 1/16")	1	2
14			Locknut (5/16-18)	1	2
15			Screw, Socket Flat Head w/ Patch (1/2-13 x 1-1/4")	1	2
16			Spacer, Nylon (3/4" x 1-1/4" x 23/32")	1	2
17		1144595	Kit, Elevator Bolt w/ Keps Nut (1/4-20)	1	2
	I,J1,K	8881152028-NL A	NLA - Kit, Rear Pivot Assembly & Mtg. Hdw. Conversion (For 22NF Battery Box)	1	1
	I,J1,K	8881152029-NL A	NLA - Kit, Rear Pivot Assembly & Mtg. Hdw. Conversion (For GP24/3-22NF Battery Box)	1	1

## **Rear Pivot Assembly - Before 9/7/07**

### **(For 22NF & GP24/3-22NF Batteries)**

NOTE: A - Includes Swing Arm and items 2-4  
B - Used for ALL 300 Lb. user weight models with Non-Power Seating.  
C - Used for 301-400 Lb. user weight models with Non-Power Seating or ALL user weight models with Power Seating that excludes the Vent Tray option.  
D - Includes items 11-16  
E - Used for 22NF Batteries  
F - Used for GP24/3-22NF Batteries  
H - Used for ALL user weight models with Power Seating that includes the Vent Tray Option.  
I - Specify frame color when ordering. See page titled "Frame Finishes and Touch-Up Paints."  
J - Component is No Longer Available. Please refer to the Rear Pivot Assembly & Mtg. Hwr. Conversion Kit below. Kit includes both Rear Pivot Assembly & Rear Pivot Assembly Mounting Hardware dated After 9/6/07  
J1 - Please refer to the TDX SP service manual for assembly instructions  
K - Not Shown  
L - Spring color changed from Sunny Yellow to Light Yellow 3/22/10. It is recommended to order springs in pairs to match color and maintain equal spring tension on both sides of the wheelchair  
M - Spring color remains the same for this part number. It is recommended to order springs in pairs to maintain equal spring tension on both sides of the wheelchair  
N - Spring color changed from Sunny Yellow to Dark Yellow 3/22/10. It is recommended to order springs in pairs to match color and maintain equal spring tension on both sides of the wheelchair

# Rear Pivot Assembly - After 9/6/07 (For 22NF & GP24/3-22NF Batteries)



## Rear Pivot Assembly - After 9/6/07 (For 22NF & GP24/3-22NF Batteries)

Item Number	Note	Part Number	Description	Quantity Per	
				Package	Assembly
1	A	8881165996	Swing Arm Assembly w/ Hardware, Color, Rear - Right	1	1
2			Bearing (5/8")	1	2
3			Ring, Tolerance	1	2
14			Screw, Socket Flat Head w/ Patch (1/2-13 x 1-1/4")	1	1
1	A	8881165997	Swing Arm Assembly w/ Hardware, Color, Rear - Left	1	1
2			Bearing (5/8")	1	2
3			Ring, Tolerance	1	2
14			Screw, Socket Flat Head w/ Patch (1/2-13 x 1-1/4")	1	1
2		40117X006	Bearing (5/8")	1	2
3		1110717	Ring, Tolerance	1	2
4		1142312	Cap, Rear, Black - Right	1	1
4		1142313	Cap, Rear, Black - Left	1	1
5	B	1142287	Crossmember, Pivot, Black	1	1
5	C	1146643	Crossmember, Pivot, Black	1	1
6		1144672	Center Bushing Assembly	1	1
7	B	1149581-NLA	NLA - Bar, Pivot	1	1
7	B	1155018	Bar, Pivot	1	1
7	C	1149587-NLA	NLA - Bar, Pivot	1	1
7	C	1155020	Bar, Pivot	1	1
8	D,I	1113186	Spring, Light Yellow, Non-Heavy Duty	1	2
8	E,J	1113187	Spring, Sunny Yellow, Heavy Duty	1	2
8	F,K	1125645-NLA	NLA - Spring, Dark Yellow, EXTRA Heavy Duty	1	2
8	L	1177688	Spring, Dark Silver, Non-Heavy Duty	1	2
8	M	1177690	Spring, Medium Silver, Heavy Duty	1	2
8	N	1177689	Spring, Light Silver, EXTRA Heavy Duty	1	2
9	G	1145067	Kit, Pivot Assembly Hardware	1	1
10			Screw, Socket Head w/ Patch (5/16-18 x 5/8")	1	4
11			Stop, Nylon	1	2
12			NLA - Washer, Steel (5/16 x 5/8 x 1/16")	1	2
13			Locknut (5/16-18)	1	2
14			Screw, Socket Flat Head w/ Patch (1/2-13 x 1-1/4")	1	2
15			Spacer, Nylon (3/4" x 1-1/4" x 23/32")	1	2
16		1144595	Kit, Elevator Bolt w/ Keps Nut (1/4-20)	1	2
17	H	8881151915	Pivot Assembly, Color - Rear (For 22NF Battery Box)	1	1
17	H	8881151916	Pivot Assembly, Color - Rear (For GP24/3-22NF Battery Box)	1	1

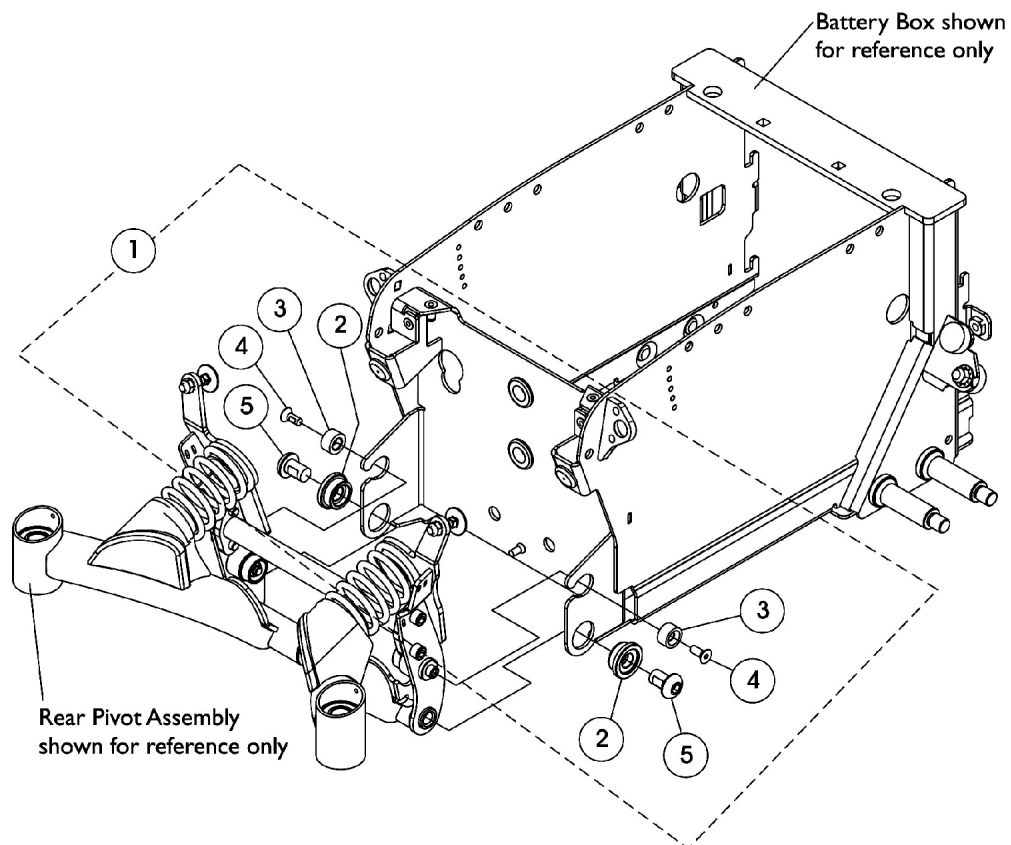
## **Rear Pivot Assembly - After 9/6/07**

### **(For 22NF & GP24/3-22NF Batteries)**

NOTE: A - Includes the Swing Arm Assembly and items 2, 3 and 14. Specify frame color when ordering. See page titled "Frame Finishes and Touch-Up Paints".  
B - Used for 22NF Battery Box  
C - Used for GP24/3-22NF Battery Box  
D - Spring color changed from Sunny Yellow to Light Yellow 3/22/10. It is recommended to order springs in pairs to match color and maintain equal spring tension on both sides of the wheelchair  
E - Spring color remains the same for this part number. It is recommended to order springs in pairs to maintain equal spring tension on both sides of the wheelchair  
F - Spring color changed from Sunny Yellow to Dark Yellow 3/22/10. It is recommended to order springs in pairs to match color and maintain equal spring tension on both sides of the wheelchair  
G - Includes items 10-15  
H - Includes items 1, 4-7, 9 and 16. Specify frame color when ordering. See page titled "Frame Finishes and Touch-Up Paints".  
I - Used for ALL 300 Lb. user weight models Before 3/1/12 with Non-Power Seating.  
J - Used for 301-400 Lb. user weight models Before 4/11/12 with Non-Power Seating or ALL user weight models with Power Seating that excludes the Vent Tray option.  
K - Used for ALL user weight models Before 3/1/12 with Power Seating that includes the Vent Tray Option.  
L - Used for ALL 300 Lb. user weight models After 2/29/12 with Non-Power Seating.  
M - Used for 301-400 Lb. user weight models After 4/10/12 with Non-Power Seating or ALL user weight models with Power Seating that excludes the Vent Tray option.  
N - Used for ALL user weight models After 2/29/12 with Power Seating that includes the Vent Tray Option.



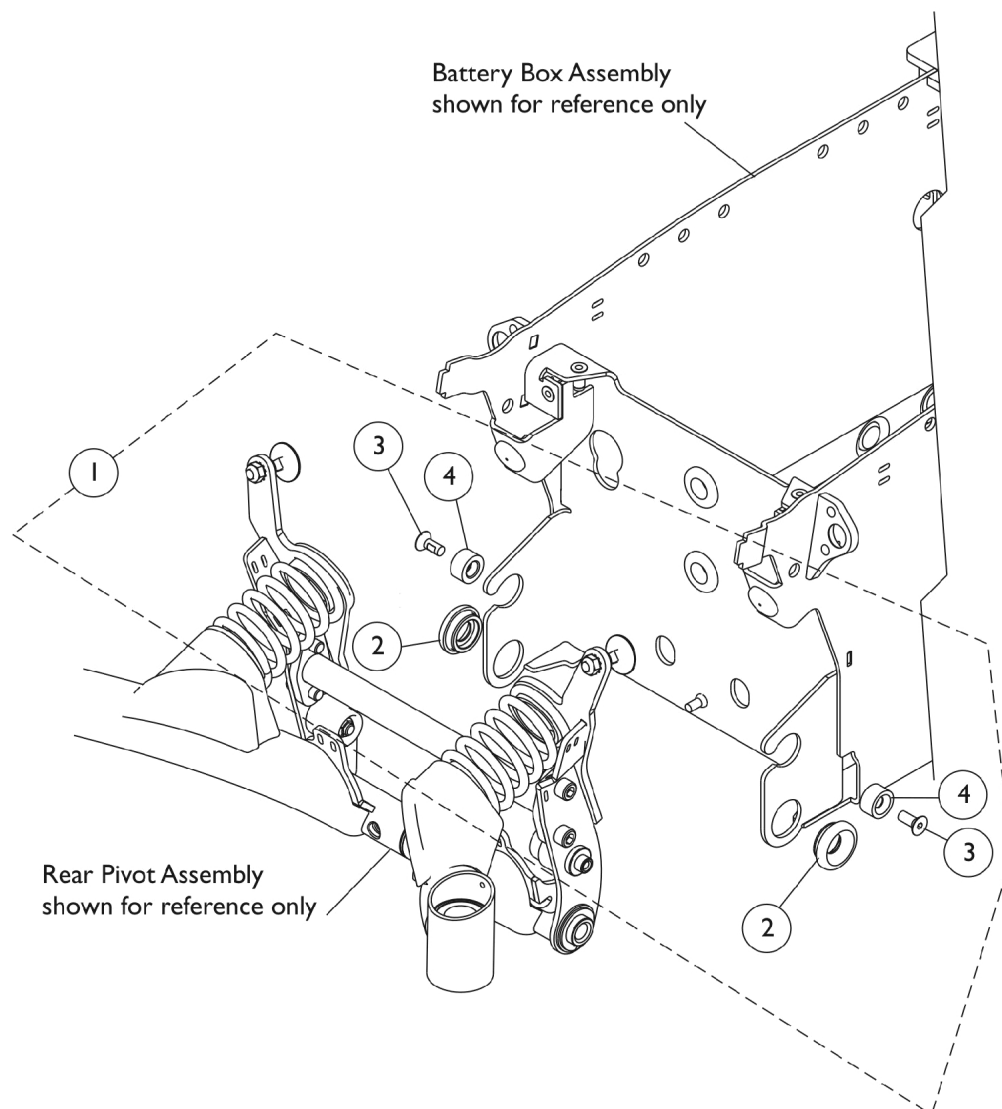
## Rear Pivot Assembly Mounting Hardware - Before 9/7/07



## Rear Pivot Assembly Mounting Hardware - Before 9/7/07

Item Number	Note	Part Number	Description	Quantity Per	
				Package	Assembly
1	A,B,D	1144668-NLA	Kit, Rear Pivot Assembly Mounting Hardware	1	1
2			NLA - Bushing, Rear Pivot	1	2
3			Spacer, Nylon	1	2
4			Screw, Socket Flat Head w/ Patch (1/4-20 x 5/8")	1	2
5			Screw, Socket Button Head w/ Patch (1/2-13 x 3/4")	1	2
	E	1145066	Kit, Front Head Tube Mounting Hardware	1	1
			Screw, Socket Button Head Cap w/ Patch (1/2-13 x 7/8")	1	2
			Washer, Nylon (1/2 x 7/8 x 1/16")	1	2
	C	8881152028-NL A	NLA - Kit, Rear Pivot Assembly & Mtg. Hdw. Conversion (For 22NF Battery Box)	1	1
	C	8881152029-NL A	NLA - Kit, Rear Pivot Assembly & Mtg. Hdw. Conversion (For GP24/3-22NF Battery Box)	1	1
<b>NOTE:</b> A - Includes items 2-5 B - No Longer Available. The Rear Pivot Assembly and Mtg. Hwr. Conversion Kit must be ordered. C - Not Shown. The conversion kit includes both Rear Pivot Assembly & Rear Pivot Assembly Mounting Hardware dated After 9/6/07 D - When item #5 part number 1143262 Screw is requested, order the Front Head Tube Mounting Hardware Kit Part number 1145066. The Screws are backward compatible for chairs manufactured Before 9/7/07. The nylon washers are not used. E - Not Shown. Use only when a customer is requesting to replace item #5 Socket Button Head Screw w/ Patch. The nylon washers are not used.					

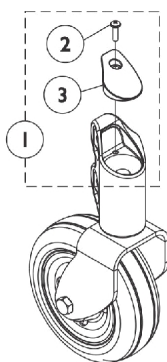
## Rear Pivot Assembly Mounting Hardware - After 9/6/07



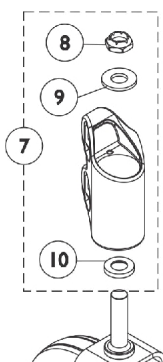
## Rear Pivot Assembly Mounting Hardware - After 9/6/07

Item Number	Note	Part Number	Description	Quantity Per	
				Package	Assembly
1	A	60105137	Kit, Rear Pivot Assembly Mounting Hardware	1	1
2			Bushing, Rear Pivot	1	2
3			Screw, Socket Flat Head w/ Patch (1/4-20 x 5/8")	1	2
4			Spacer, Nylon	1	2
NOTE: A - Includes items 2-4					

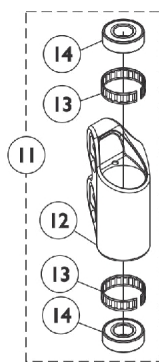
## Caster - 6" Front and Rear



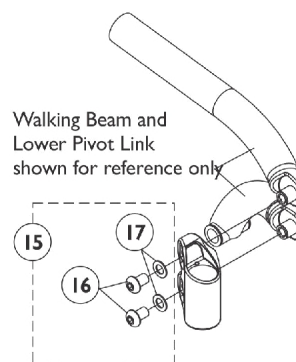
Front Head Tube Cap



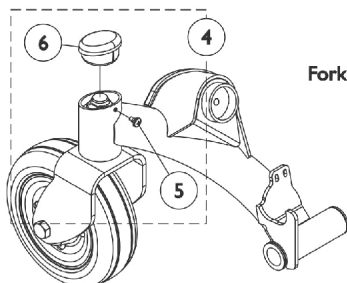
Fork Mounting Hardware  
Front and Rear



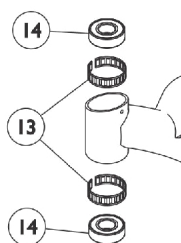
Front Head Tube Assembly



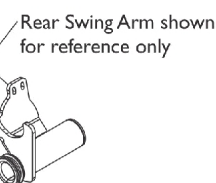
Front Caster Head Tube  
Mounting Hardware



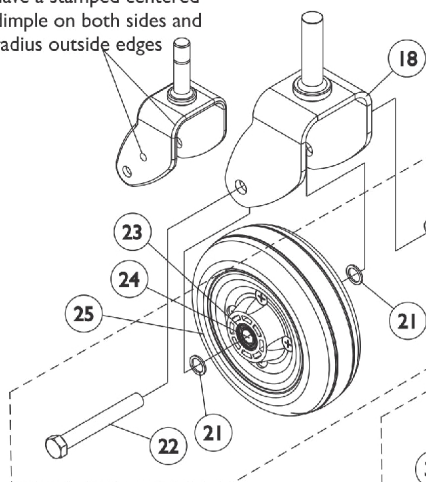
Rear Head Tube Cap



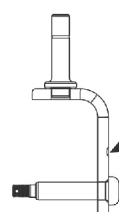
Rear Head Tube Bearings and Tolerance Rings



The TRRO or TRBKTS option 2-sided fork will have a stamped centered dimple on both sides and radius outside edges



2-Sided Fork and 6" Caster  
(Standard)



The TRRO or TRBKTS option 1-sided fork will have a stamped centered dimple and radius outside edges

1-Sided Fork and 6" Caster  
(Optional)

## Caster - 6" Front and Rear

Item Number	Note	Part Number	Description	Quantity Per	
				Package	Assembly
1	A	1142342	Kit, Cap with Screw, Front Head Tube - Right	1	1
2			Screw, Phillips Pan Head (#10-32 x 11/16")	1	1
3			Cap, Front Head Tube, Black - Right	1	1
1	A	1142343	Kit, Cap with Screw, Front Head Tube - Left	1	1
2			Screw, Phillips Pan Head (#10-32 x 11/16")	1	1
3			Cap, Front Head Tube, Black - Left	1	1
4	B	1142338	Kit, Cap with Screw, Rear Head Tube - Right/Left	1	1
5			Screw, Phillip Pan Head (#10-16 x 3/8")	1	1
6			Cap, Head Tube	1	1
7	C	1110684	Kit, Fork Mounting Hardware	1	1
8			Locknut (5/8-18)	1	1
9			Washer, Nylon (5/8 x 1-5/16 x 1/8")	1	1
10			Spacer, Stem (5/8 x 1-1/8 x 3/16")	1	1
11	D	1142340	Kit, Front Head Tube Assembly - Right	1	1
12			Tube, Head - Right	1	1
13			Ring, Tolerance	1	2
14			Bearing (5/8")	1	2
16			Screw, Socket Button Head Cap w/ Patch (1/2-13 x 7/8")	1	2
11	K	1153859	Kit, Front Head Tube Assembly - Right	1	1
12			Tube, Head - Right	1	1
13			Ring, Tolerance	1	2
14			Bearing (5/8")	1	2
16			Screw, Socket Button Head Cap w/ Patch (1/2-13 x 7/8")	1	2
11	D	1142341	Kit, Front Head Tube Assembly - Left	1	1
12			Tube, Head - Left	1	1
13			Ring, Tolerance	1	2
14			Bearing (5/8")	1	2
16			Screw, Socket Button Head Cap w/ Patch (1/2-13 x 7/8")	1	2
11	K	1153860	Kit, Front Head Tube Assembly - Left	1	1
12			Tube, Head - Left	1	1
13			Ring, Tolerance	1	2
14			Bearing (5/8")	1	2
16			Screw, Socket Button Head Cap w/ Patch (1/2-13 x 7/8")	1	2
13		1110717	Ring, Tolerance	1	2
14		40117X006	Bearing (5/8")	1	2
15	E	1145066	Kit, Front Head Tube Mounting Hardware	1	1
16			Screw, Socket Button Head Cap w/ Patch (1/2-13 x 7/8")	1	2
17			Washer, Nylon (1/2 x 7/8 x 1/16")	1	2
18		1110683	Fork and Stem, 2-Sided - Right/Left	1	1
18	J	1141020	Fork and Stem, 2-Sided, TRRO/TRBKTS - Right/Left	1	1

## Caster - 6" Front and Rear

Item Number	Note	Part Number	Description	Quantity Per	
				Package	Assembly
18	F,L	1113123	Fork and Stem, 1-Sided - Right	1	1
18	F,L	1113124	Fork and Stem, 1-Sided - Left	1	1
18	F,I,L	1141005	Fork and Stem, 1-Sided, TRRO/TRBKTS - Right	1	1
18	F,I,L	1141006	Fork and Stem, 1-Sided, TRRO/TRBKTS - Left	1	1
19	G	1110708	Kit, Caster Mounting Hardware	1	1
20		1025734	Locknut (7/16-20)	1	1
21		1025724	Washer, Steel (15/32 x 5/8 x 3/64")	1	2
22		1025726	Screw, Hex Head (7/16-20 x 3-1/4")	1	1
23		1006049	Bearing (7/16")	1	2
24		1020592	Spacer, Bearing (7/16 x 5/8 x 1-3/4")	1	1
25	M,P	1115179	Wheel Assembly, Semi-Pneumatic, Urethane, Deep Profile, Grey Tire/Black Hub (6" x 2")	1	1
25	M,P	1122066	Wheel Assembly, Semi-Pneumatic, Urethane, Deep Profile, Grey Tire/Black Hub (6" x 2") (Pair)	2	1
25	O,Q	1175881	Wheel Assembly, Urethane, Deep Profile, Grey Tire/Silver Hub (6" x 2")	1	1
25	O,Q	1180077	Wheel Assembly, Urethane, Deep Profile, Grey Tire/Silver Hub (6" x 2") (Pair)	2	1
26		40117X006	Bearing (5/8")	1	1
27		1006049	Bearing (7/16")	1	1
28	N	1110715	Wheel Assembly, Semi-Pneumatic, Urethane, Deep Profile, Grey Tire/Black Hub (6" x 2")	1	1
28	N	1122067	Wheel Assembly, Semi-Pneumatic, Urethane, Deep Profile, Grey Tire/Black Hub (6" x 2") (Pair)	2	1
29		1105854	Cap, Hub, Black	1	1
30	H	1108561	Hardware, Caster	1	1
31		1105852	Pin, Cotter (7/64 x 1")	1	1
32		1115246	Screw, Phillips Flat Head (M6 x 1 x 45mm)	1	2
33		1108005	Spacer, Steel (5/8 x 7/8 x 1/8")	1	1
34		1025724	Washer, Steel (15/32 x 5/8 x 3/64")	1	1
35		1107168-NLA	NLA - Nut, Hex Slotted (7/16-20)	1	1
36		1107698	Locknut (M6 x 1)	1	2

## Caster - 6" Front and Rear

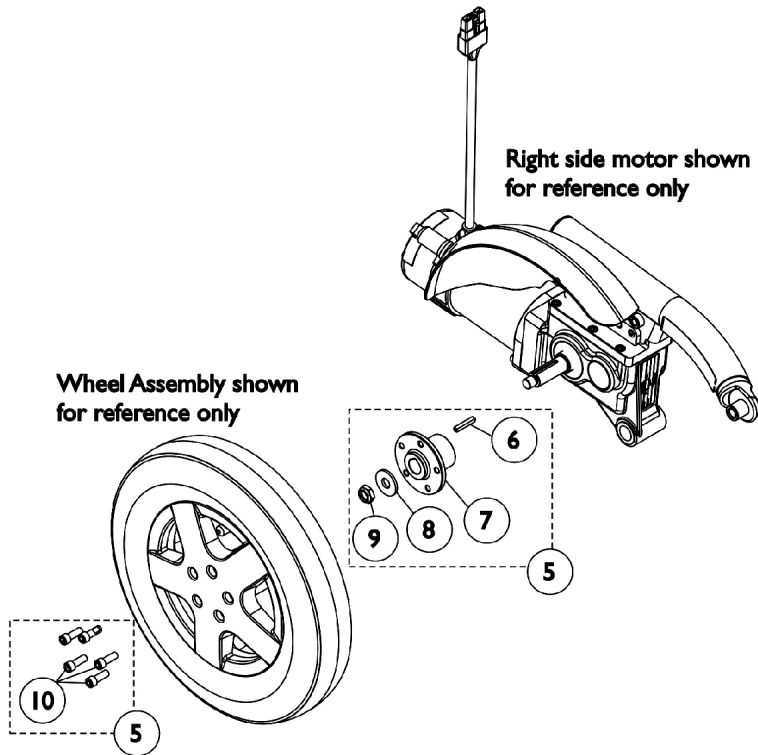
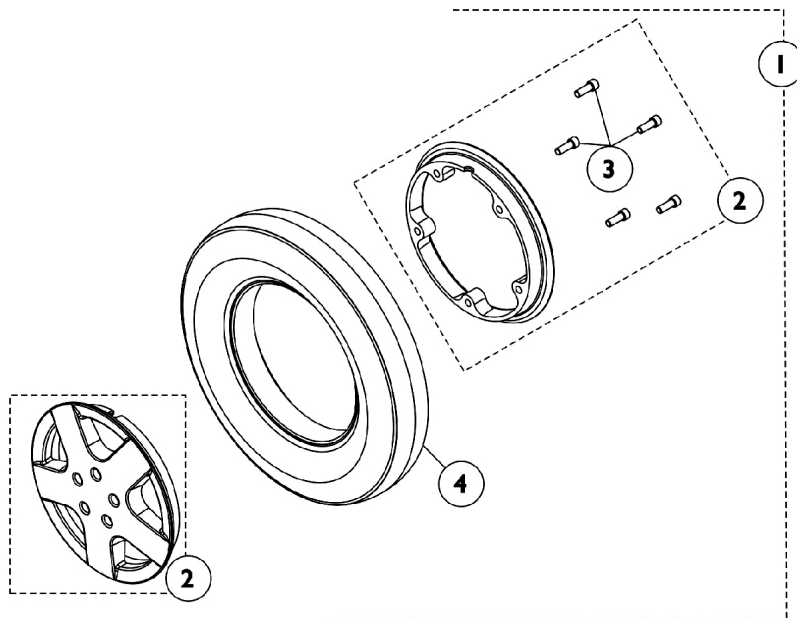
NOTE:

- A - Includes items 2 and 3
- B - Includes items 5 and 6
- C - Includes items 8-10
- D - Includes items 12-14 and 16. Used for TDX SP only. The Front Head Tube contains two plastic flange bearings (not shown) that are press fitted into place and not sold separately
- E - Includes items 16-17
- F - When 1-sided forks are used, they are assembled in the front and rear of the power chair
- G - Includes items 20-22
- H - Includes items 31-36
- I - The TRRO or TRBKTS option 1-sided fork will have a stamped centered dimple and radius outside edges
- J - The TRRO or TRBKTS option 2-sided fork will have stamped centered dimple on both sides and radius outside edges
- K - Includes items 12-14 and 16. Used for TDX SR only. The Front Head Tube contains two metal flange bearings (not shown) that are press fitted into place and not sold separately
- L - One-Sided Forks are standard with GB Motors and optional for 4-Pole motors.
- M - Includes the Wheel Assembly plus items 23 and 24 also. Used only with the two sided forks. Grey Tire/Black Hub used Before 6/4/12.
- N - Includes the Wheel Assembly plus items 26 and 27 also. Used only with the one sided forks.
- O - After 6/3/12 Caster changed from Grey Tire/Black Hub to Grey Tire/Silver Hub. Includes the Wheel Assembly plus items 23 and 24 also. Used only with the two sided forks.
- P - Used for all 301-400 Lb. user weight models Before 4/11/12 and 300 Lb. user weight models Before 3/1/12.
- Q - Used for all 301-400 Lb. user weight models After 4/10/12 and 300 Lb. user weight models After 2/29/12.



# Drive Wheels and Mounting Hardware (14" x 3")

## TDX SP/SP-GT (Before 3/16/11)



## Drive Wheels and Mounting Hardware (14" x 3")

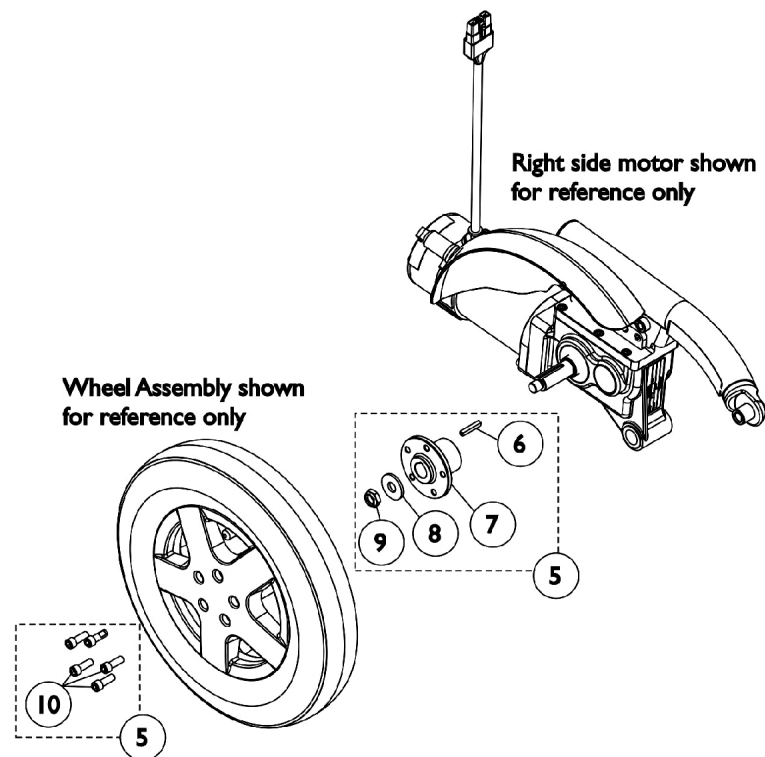
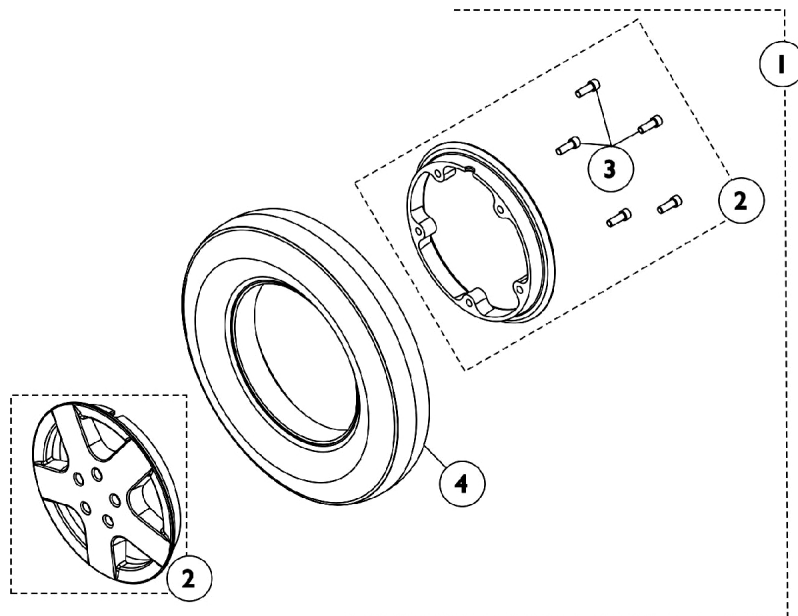
### TDX SP/SP-GT (Before 3/16/11)

Item Number	Note	Part Number	Description	Quantity Per	
				Package	Assembly
1	A,D,D1	1144660-NLA	NLA - Drive Wheel Assembly, w/ Flat Free, Grey Tire/Black Rim (14" x 3")	1	1
1	A	1178834	Drive Wheel Assembly, Flat Free Gel Foam, Grey Tire/Black Rim (14" x 3")	1	1
1	A,E	1144653-NLA	NLA - Drive Wheel Assembly, Pneumatic, Grey Tire/Black Rim (14 x 3")	1	1
1	A	1176911	Drive Wheel Assembly, Pneumatic, Grey Tire/Black Rim (14" x 3")	1	1
2	C	1121707-NLA	NLA - Kit, 8" Rim w/ Hardware (14" x 3" Wheel)	1	1
4		1039652	Tire, Pneumatic, Grey (14" x 3")	1	1
4		1039651	Tube, Inner, Black (14 x 3")	1	1
4	F	1141342	Tire w/ Foam Fill Insert, Grey (14" x 3")	1	1
5	B	1144654	Kit, Drive Wheel Mounting Hardware (14" x 3")	1	1
6		1000180	Key (3/16 x 1-1/4")	1	1
7		1142329	Hub, Wheel	1	1
8		1036933	Washer (1/2 x 1-9/32 x 1/8")	1	1
9		1025737	Locknut (1/2-20)	1	1
10		1101094	Screw, Socket Head w/ Patch (5/16-18 x 7/8")	1	5

NOTE: A - Includes items 2-4  
 B - Includes items 6-10  
 C - Sold complete. Includes the Rims and (5) ea. Socket Head Screws w/ Patch (5/16-18 x 7/8"). Rim Hardware is used for item #1 Drive Wheel part #'s 1144660 and 1144653 only.  
 D - Part #1144660 is No Longer Available. Use part #1178834 as a replacement that is sold complete with Grey Tire/Black Rim, Metric Rim Hardware and Flat Free Gel Foam material.  
 D1 - It is recommended to order in pairs because of the flat free foam density difference.  
 E - Part #1144653 is No Longer Available. Use part #1176911 as a replacement. This item has Metric Rim Hardware. Tire and Tube still available for individual sale.  
 F - 14" x 3" Tire w/ Soft Density Flat Free Gel foam (yellow) is not available for item #1 part number 1178834. Customer can use the Tire w/ Hard Density Flat Free foam (green) part #1141342. It is recommended to order in pairs to match.

# Drive Wheels and Mounting Hardware (14" x 3")

## TDX SP/SP-GT (Canada Before 7/1/11)



## Drive Wheels and Mounting Hardware (14" x 3")

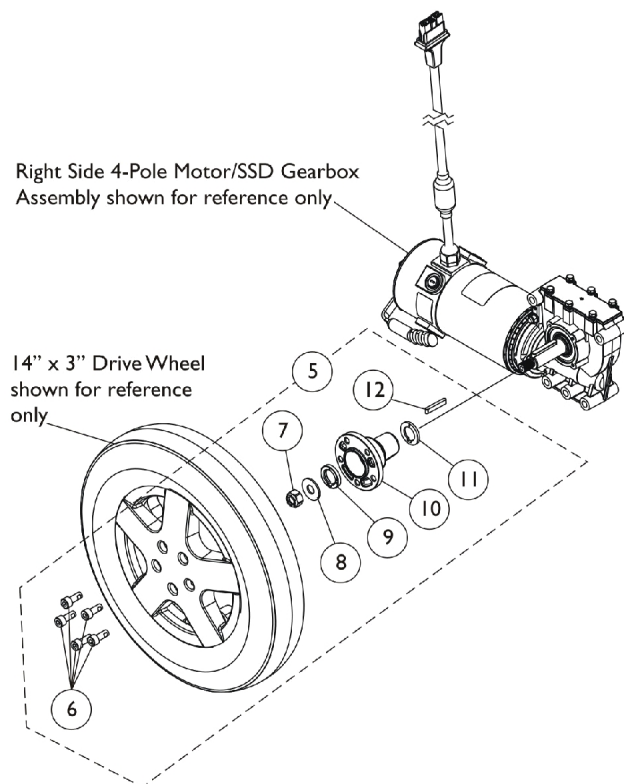
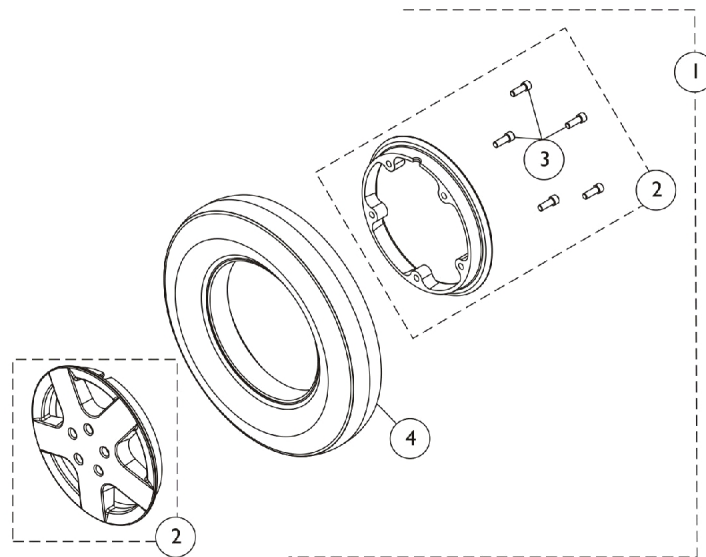
### TDX SP/SP-GT (Canada Before 7/1/11)

Item Number	Note	Part Number	Description	Quantity Per	
				Package	Assembly
1	A,D,D1	1144660-NLA	NLA - Drive Wheel Assembly, w/ Flat Free, Grey Tire/Black Rim (14" x 3")	1	1
1	A	1178834	Drive Wheel Assembly, Flat Free Gel Foam, Grey Tire/Black Rim (14" x 3")	1	1
1	A,E	1144653-NLA	NLA - Drive Wheel Assembly, Pneumatic, Grey Tire/Black Rim (14 x 3")	1	1
1	A	1176911	Drive Wheel Assembly, Pneumatic, Grey Tire/Black Rim (14" x 3")	1	1
2	C	1121707-NLA	NLA - Kit, 8" Rim w/ Hardware (14" x 3" Wheel)	1	1
4		1039652	Tire, Pneumatic, Grey (14" x 3")	1	1
4		1039651	Tube, Inner, Black (14 x 3")	1	1
4	F	1141342	Tire w/ Foam Fill Insert, Grey (14" x 3")	1	1
5	B	1144654	Kit, Drive Wheel Mounting Hardware (14" x 3")	1	1
6		1000180	Key (3/16 x 1-1/4")	1	1
7		1142329	Hub, Wheel	1	1
8		1036933	Washer (1/2 x 1-9/32 x 1/8")	1	1
9		1025737	Locknut (1/2-20)	1	1
10		1101094	Screw, Socket Head w/ Patch (5/16-18 x 7/8")	1	5

NOTE: A - Includes items 2-4  
 B - Includes items 6-10  
 C - Sold complete. Includes the Rims and (5) ea. Socket Head Screws w/ Patch (5/16-18 x 7/8"). Rim Hardware is only used for item #1 Drive Wheel part #'s 1144660 and 1144653 only.  
 D - Part #1144660 is No Longer Available. Use part #1178834 as a replacement that is sold complete with Grey Tire/Black Rim, Metric Rim Hardware and Flat Free Gel Foam material.  
 D1 - It is recommended to order in pairs because of the flat free foam density difference.  
 E - Part #1144653 is No Longer Available. Use part #1176911 as a replacement. This item has Metric Rim Hardware. Tire and Tube still available for individual sale.  
 F - 14" x 3" Tire w/ Soft Density Flat Free Gel foam (yellow) is not available for item #1 part number 1178834. Customer can use the Tire w/ Hard Density Flat Free foam (green) part #1141342. It is recommended to order in pairs to match.

# Drive Wheels and Mounting Hardware (14" x 3")

## TDX SP/SP-GT (After 3/15/11) (Canada After 6/30/11)



## Drive Wheels and Mounting Hardware (14" x 3")

### TDX SP/SP-GT (After 3/15/11) (Canada After 6/30/11)

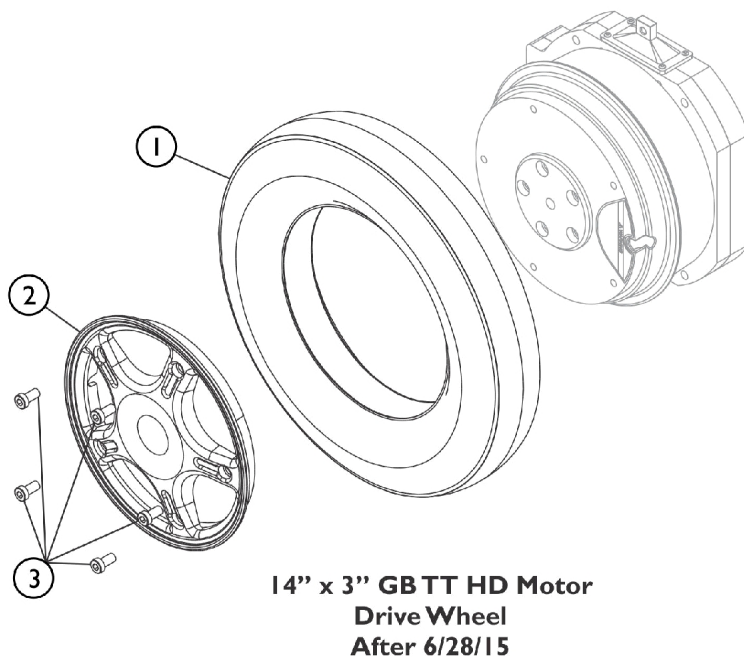
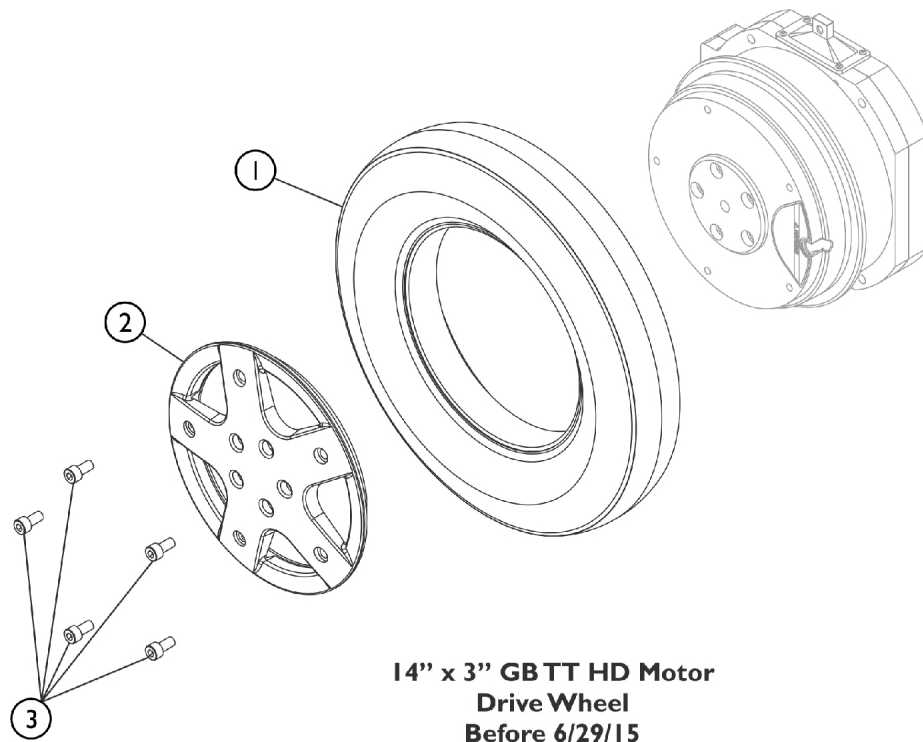
Item Number	Note	Part Number	Description	Quantity Per	
				Package	Assembly
1	A,C,J,J 1	1144660-NLA	NLA - Drive Wheel Assembly, w/ Flat Free, Grey Tire/Black Rim (14" x 3")	1	1
1	A	1178834	Drive Wheel Assembly, Flat Free Gel Foam, Grey Tire/Black Rim (14" x 3")	1	1
1	A,D,G	1167685	Drive Wheel Assembly, Flat Free Gel Foam, Grey Tire/Silver Rim (14" x 3")	1	1
1	A,H,K	1144653-NLA	NLA - Drive Wheel Assembly, Pneumatic, Grey Tire/Black Rim (14 x 3")	1	1
1	A,I	1176911	Drive Wheel Assembly, Pneumatic, Grey Tire/Black Rim (14" x 3")	1	1
1	A,F	1176609	Drive Wheel Assembly, Pneumatic, Grey Tire/Silver Rim (14 x 3")	1	1
2	E	1121707-NLA	NLA - Kit, 8" Rim w/ Hardware (14" x 3" Wheel)	1	1
4		1039652	Tire, Pneumatic, Grey (14" x 3")	1	1
4		1039651	Tube, Inner, Black (14 x 3")	1	1
4	L	1141342	Tire w/ Foam Fill Insert, Grey (14" x 3")	1	1
5	B	1168891	Kit, 4-Pole Motor Drive Wheel Mounting Hardware (14" x 3")	1	1
6			Screw, Socket Head w/ Patch (M8 x 1.25 x 25mm)	1	5
7			Locknut (M12 x 1.5)	1	1
8			Washer, Plain (12.38mm x 30mm x 2mm)	1	1
9			Spacer, Hub (5mm)	1	1
10			Hub, Wheel (14" x 3")	1	1
11			Spacer, Hub (3mm)	1	1
12			Key (6mm x 6mm x 40mm)	1	1

NOTE:

- A - Includes items 2-4
- B - Includes items 6-12.
- C - Used for all 301-400 Lb. user weight models Before 4/11/12 and 300 Lb. user weight models before 3/1/12
- D - After 2/29/12. 14" x 3" Wheel changed from Grey Tire/Black Rim to Grey Tire/Silver Rim and Flat Free Foam to Flat Free Gel Foam material. Sold complete.
- E - Sold complete. Includes the Rims and (5) ea. Socket Head Screws w/ Patch (5/16-18 x 7/8"). Part #1121707 Rim w/ Hardware is used for Item #1 Drive Wheel part #'s 1144660 and 1144653 only.
- F - After 6/3/12. 14" x 3" Wheel changed from Grey Tire/Black Rim to Grey Tire/Silver Rim. Used for all user weight models. Tire and Tube still available for individual sale.
- G - Used for 301-400 Lb. user weight models After 4/10/12 and 300 Lb. user weight models After 2/29/12. Sold complete.
- H - Used for all user weight models Before 4/10/12.
- I - Used for all user weight models 4/10/12-6/3/12. Item sold complete with metric rim hardware. Tire and Tube still available for individual sale.
- J - Part #1144660 is No longer Available. Use part #1178834 as a replacement that is sold complete with Grey Tire/Black Rim, Metrics Hardware and Flat Free Gel Foam material.
- J1 - It is recommended to order in pairs because of the flat free foam density difference.
- K - Part #1144653 is No Longer Available. Use part #1176911 as a replacement. This item has Metric Rim Hardware. Tire and Tube still available for individual sale.
- L - 14" x 3" Tire w/ Soft Density Flat Free Gel foam (yellow) is not available for item #1 part number 1178834 and 1167685. Customer can use the Tire w/ Hard Density Flat Free foam (green) part #1141342. It is recommended to order in pairs to match.

# Drive Wheels and Mounting Hardware (14" x 3")

## TDX SR with GB TT HD Motors



SHEP\_091A

## Drive Wheels and Mounting Hardware (14" x 3")

### TDX SR with GB TT HD Motors

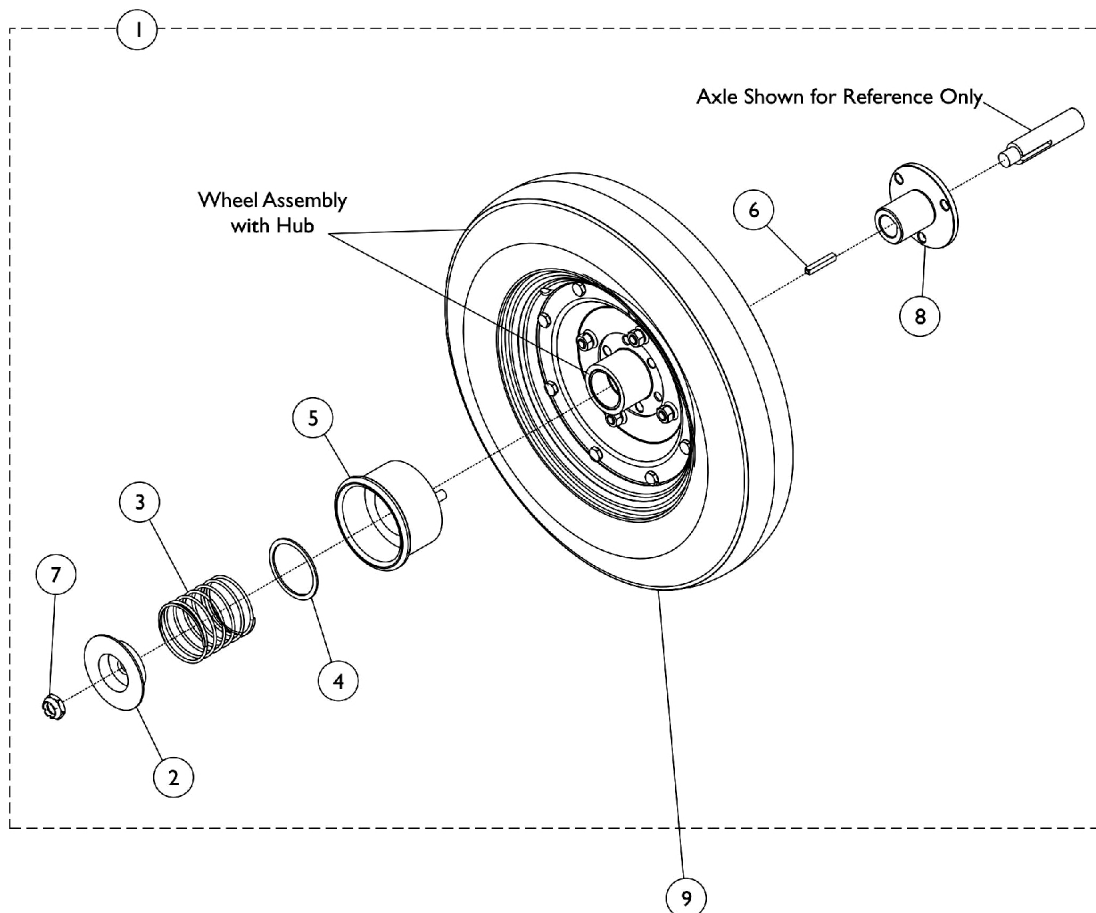
Item Number	Note	Part Number	Description	Quantity Per	
				Package	Assembly
1	A,B,B1,D	1141342	Tire w/ Foam Fill Insert, Grey (14" x 3")	1	1
1	A,B,B1,E	1118274	Kit, Tire w/ Foam Fill Insert and Instruction Sheet, Grey (14" x 3")	1	1
2	B,B1,D	1152664	Rim 8" (For 14" x 3" Tire)	1	1
2	B,B1,E	1116701	Kit, Rim 8" w/ Instruction Sheet (For 14 x 3" Wheel)	1	1
3	B,B1	1113320	Screw, Socket Head (M8 x 1.25 x 16mm)	1	5
	C	1153683	Screw, Socket Head (M8 x 1.25 x 25MM)	1	3
<p>NOTE: A - Tire with Flat Free is the only tire offered. Pneumatic Tires are not offered due to inner tube stem interference</p> <p>B - When ordering a new flat free tire, rim or 16MM wheel mounting screws item #3, it is recommended to order 3 ea. of part #1153683 25MM screws as well.</p> <p>B1 - The 25MM screws are inserted a 1/4" in every other mounting hole on the motor to compress the flat free and make it easier to install the 5 shorter 16MM screws.</p> <p>C - Not Shown</p> <p>D - Used Before 6/29/15.</p> <p>E - Used After 6/28/15.</p>					



# Free Wheel Hub Mount and Hardware

## TDX SP/SP-GT (Before 3/16/11)

Wheel Assemblies are different between a Non-Free Wheel Hub and a Free Wheel Hub option. Wheel Assemblies and item #1 Free Wheel Hub Assembly must be ordered when adding the Free Wheel Hub Assembly in the field for the first time.



# Free Wheel Hub Mount and Hardware

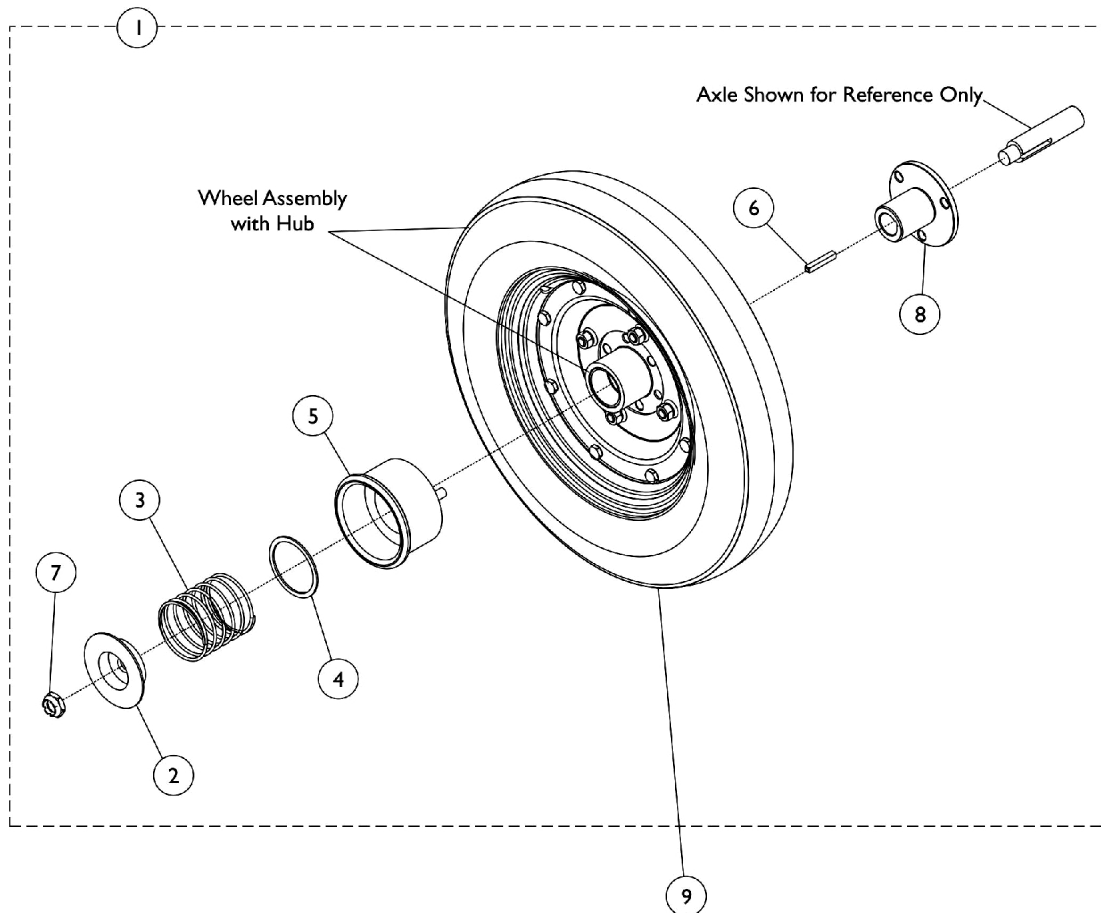
**TDX SP/SP-GT (Before 3/16/11)**

**Wheel Assemblies are different between a Non-Free Wheel Hub and a Free Wheel Hub option. Wheel Assemblies and item #1 Free Wheel Hub Assembly must be ordered when adding the Free Wheel Hub Assembly in the field for the first time.**

Item Number	Note	Part Number	Description	Quantity Per	
				Package	Assembly
1	A	1163133	Free Wheel Hub Assembly	1	1
2		1078090	Cup, Washer	1	1
3		1079002-NLA	NLA - Spring, Compression (2-3/32 x 2-1/4 x 3/32")	1	1
4		1079001-NLA	NLA - Washer, Flat (1-13/16 x 2-1/8 x 1/16")	1	1
5		1077022	Knob, Engagement, Black	1	1
6		1000180	Key (3/16 x 1-1/4")	1	1
7		1001979	Locknut (1/2-20)	1	1
8		1163132	Sleeve, Axle	1	1
9	B	1081358	Drive Wheel Assembly, Pneumatic w/ Hub, Grey Tire/Black Rim (14 x 3")	1	1
	C	1079298	Drive Wheel Assembly, Pneumatic, Grey Tire/Black Rim (14 x 3")	1	1
		1039652	Tire, Pneumatic, Grey (14" x 3")	1	1
		1039651	Tube, Inner, Black (14 x 3")	1	1
9	B	1081359	Drive Wheel Assembly, Flat Free w/ Hub, Grey Tire/Black Rim (14 x 3")	1	1
	C	1079301	Drive Wheel Assembly, Flat Free, Grey Tire/Black Rim (14 x 3")	1	1
		1101754	Tire w/ Foam Fill Insert, Grey (14" x 3")	1	1
NOTE: A - Includes items 2-8. B - Wheel Assembly with Hub and item #1 Free Wheel Hub Assembly is required when changing from a Non-Free Wheel Hub to a Free Wheel Hub Assembly. C - Wheel Assembly without the Hub can be used in the field for customers that originally ordered a FHUB option on-chair and wants to assemble their existing Hub to the new Wheel Assembly					

# Free Wheel Hub Mount and Hardware (14" x 3") - TDX SP/SP-GT (Canada Before 7/1/11)

Wheel Assemblies are different between a Non-Free Wheel Hub and a Free Wheel Hub option. Wheel Assemblies and item #1 Free Wheel Hub Assembly must be ordered when adding the Free Wheel Hub Assembly in the field for the first time.



## Free Wheel Hub Mount and Hardware (14" x 3") - TDX SP/SP-GT (Canada Before 7/1/11)

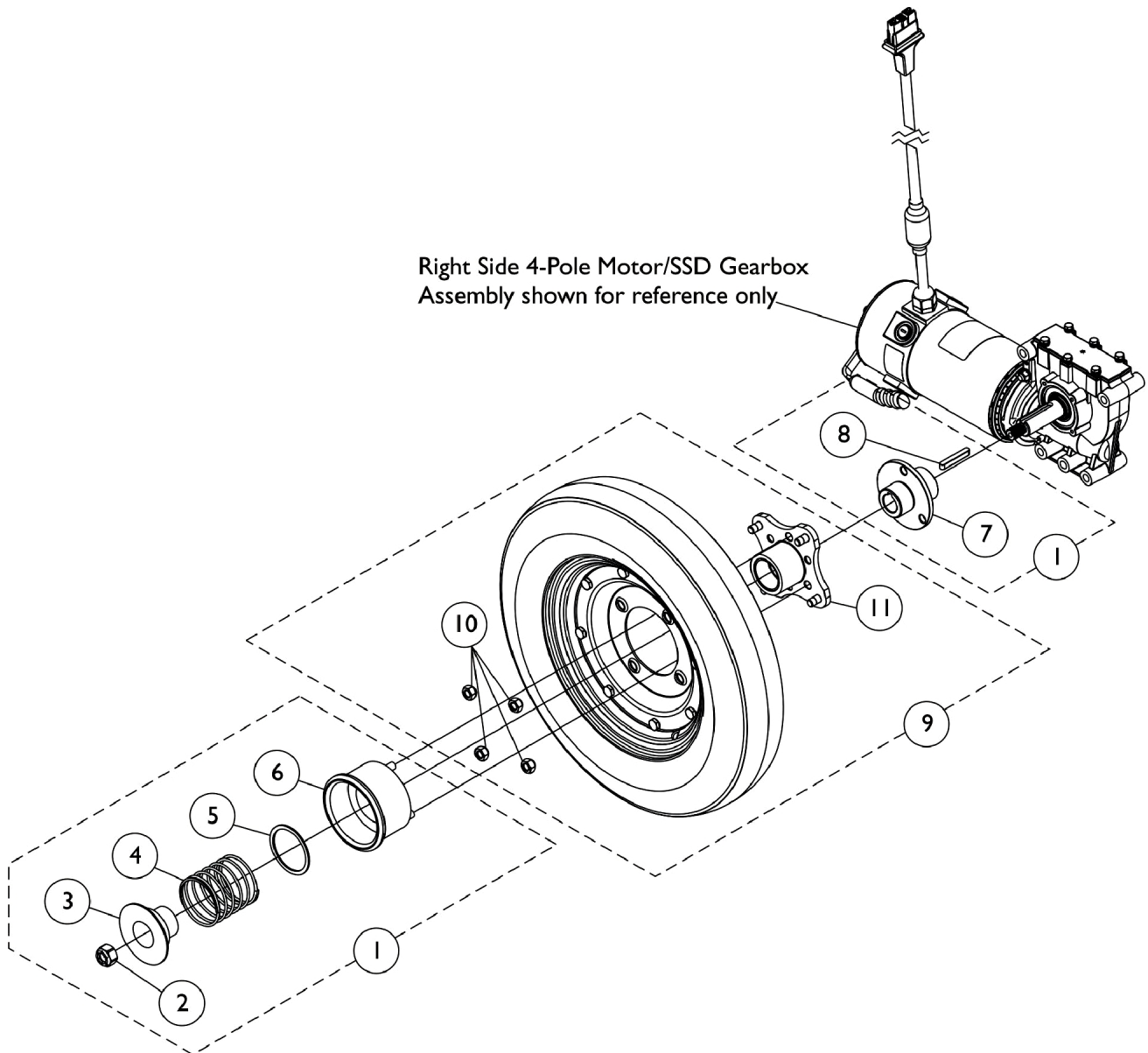
**Wheel Assemblies are different between a Non-Free Wheel Hub and a Free Wheel Hub option. Wheel Assemblies and item #1 Free Wheel Hub Assembly must be ordered when adding the Free Wheel Hub Assembly in the field for the first time.**

Item Number	Note	Part Number	Description	Quantity Per	
				Package	Assembly
1	A	1163133	Free Wheel Hub Assembly	1	1
2		1078090	Cup, Washer	1	1
3		1079002-NLA	NLA - Spring, Compression (2-3/32 x 2-1/4 x 3/32")	1	1
4		1079001-NLA	NLA - Washer, Flat (1-13/16 x 2-1/8 x 1/16")	1	1
5		1077022	Knob, Engagement, Black	1	1
6		1000180	Key (3/16 x 1-1/4")	1	1
7		1001979	Locknut (1/2-20)	1	1
8		1163132	Sleeve, Axle	1	1
9	B	1081358	Drive Wheel Assembly, Pneumatic w/ Hub, Grey Tire/Black Rim (14 x 3")	1	1
	C	1079298	Drive Wheel Assembly, Pneumatic, Grey Tire/Black Rim (14 x 3")	1	1
		1039652	Tire, Pneumatic, Grey (14" x 3")	1	1
		1039651	Tube, Inner, Black (14 x 3")	1	1
9	B	1081359	Drive Wheel Assembly, Flat Free w/ Hub, Grey Tire/Black Rim (14 x 3")	1	1
	C	1079301	Drive Wheel Assembly, Flat Free, Grey Tire/Black Rim (14 x 3")	1	1
		1101754	Tire w/ Foam Fill Insert, Grey (14" x 3")	1	1
NOTE: A - Includes items 2-8. B - Wheel Assembly with Hub and item #1 Free Wheel Hub Assembly is required when changing from a Non-Free Wheel Hub to a Free Wheel Hub Assembly. C - Wheel Assembly without the Hub can be used in the field for customers that originally ordered a FHUB option on-chair and wants to assemble their existing Hub to the new Wheel Assembly					

# Free Wheel Hub Mount and Hardware

## TDX SP/SP-GT (After 3/15/11) (Canada After 6/30/11)

Wheel Assemblies are different between a Non-Free Wheel Hub and a Free Wheel Hub option. Wheel Assemblies and item #1 Free Wheel Hub Assembly must be ordered when adding the Free Wheel Hub Assembly in the field for the first time.



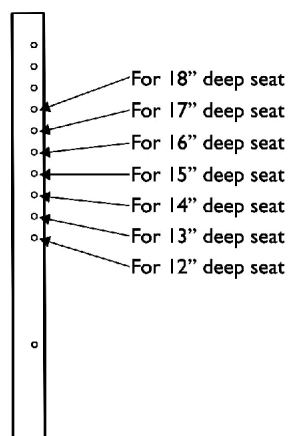
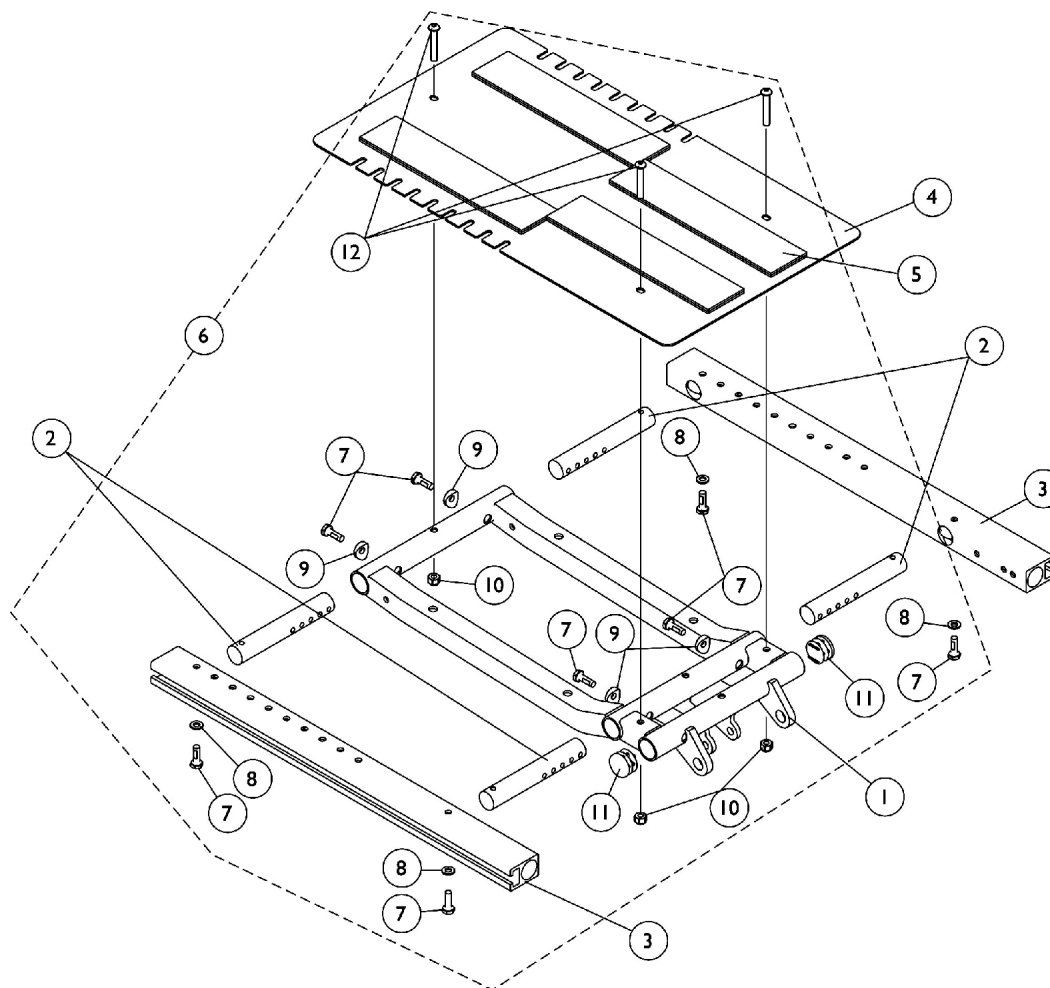
## Free Wheel Hub Mount and Hardware

### TDX SP/SP-GT (After 3/15/11) (Canada After 6/30/11)

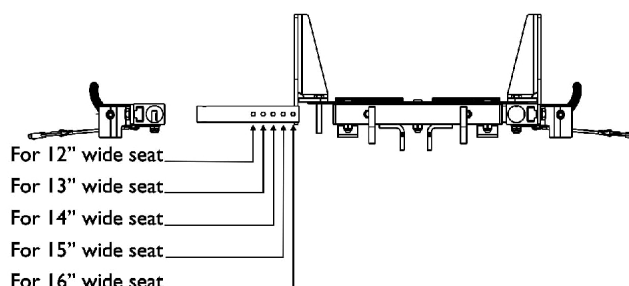
**Wheel Assemblies are different between a Non-Free Wheel Hub and a Free Wheel Hub option. Wheel Assemblies and item #1 Free Wheel Hub Assembly must be ordered when adding the Free Wheel Hub Assembly in the field for the first time.**

Item Number	Note	Part Number	Description	Quantity Per	
				Package	Assembly
1	A	1169180	Kit, Free Wheel Hub Assembly	1	1
2			Locknut (M12 x 1.5)	1	1
3			Washer, Cup, SSD	1	1
4			NLA - Spring, Compression (2-3/32 x 2-1/4 x 3/32")	1	1
5			NLA - Washer, Flat (1-13/16 x 2-1/8 x 1/16")	1	1
6			Knob, Engagement, Black	1	1
7			Sleeve, Axle	1	1
8			Key (6mm x 6mm x 40mm)	1	1
9	B	1081358	Drive Wheel Assembly, Pneumatic w/ Hub, Grey Tire/Black Rim (14 x 3")	1	1
	C	1079298	Drive Wheel Assembly, Pneumatic, Grey Tire/Black Rim (14 x 3")	1	1
		1039652	Tire, Pneumatic, Grey (14" x 3")	1	1
		1039651	Tube, Inner, Black (14 x 3")	1	1
9	B	1081359	Drive Wheel Assembly, Flat Free w/ Hub, Grey Tire/Black Rim (14 x 3")	1	1
	C	1079301	Drive Wheel Assembly, Flat Free, Grey Tire/Black Rim (14 x 3")	1	1
		1101754	Tire w/ Foam Fill Insert, Grey (14" x 3")	1	1
NOTE: A - Includes items 2-8. B - Includes the Drive Wheel Assembly and item #10 and #11. Wheel Assembly with Hub and item #1 Free Wheel Hub Assembly is required when changing from a Non-Free Wheel Hub to a Free Wheel Hub Assembly. C - Wheel Assembly without the Hub can be used in the field for customers that originally ordered a FHUB option on-chair and wants to assemble their existing Hub to the new Wheel Assembly					

# ADJASBA Seat Frame, Seat Pan and Hardware (12"-16" Wide)



**Seat Frame Depth Settings**



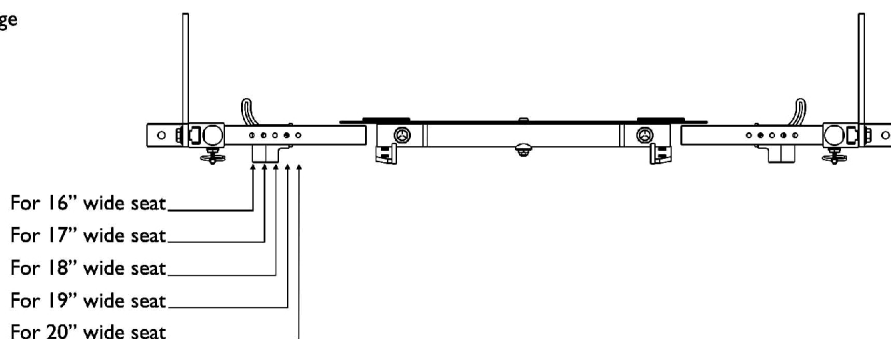
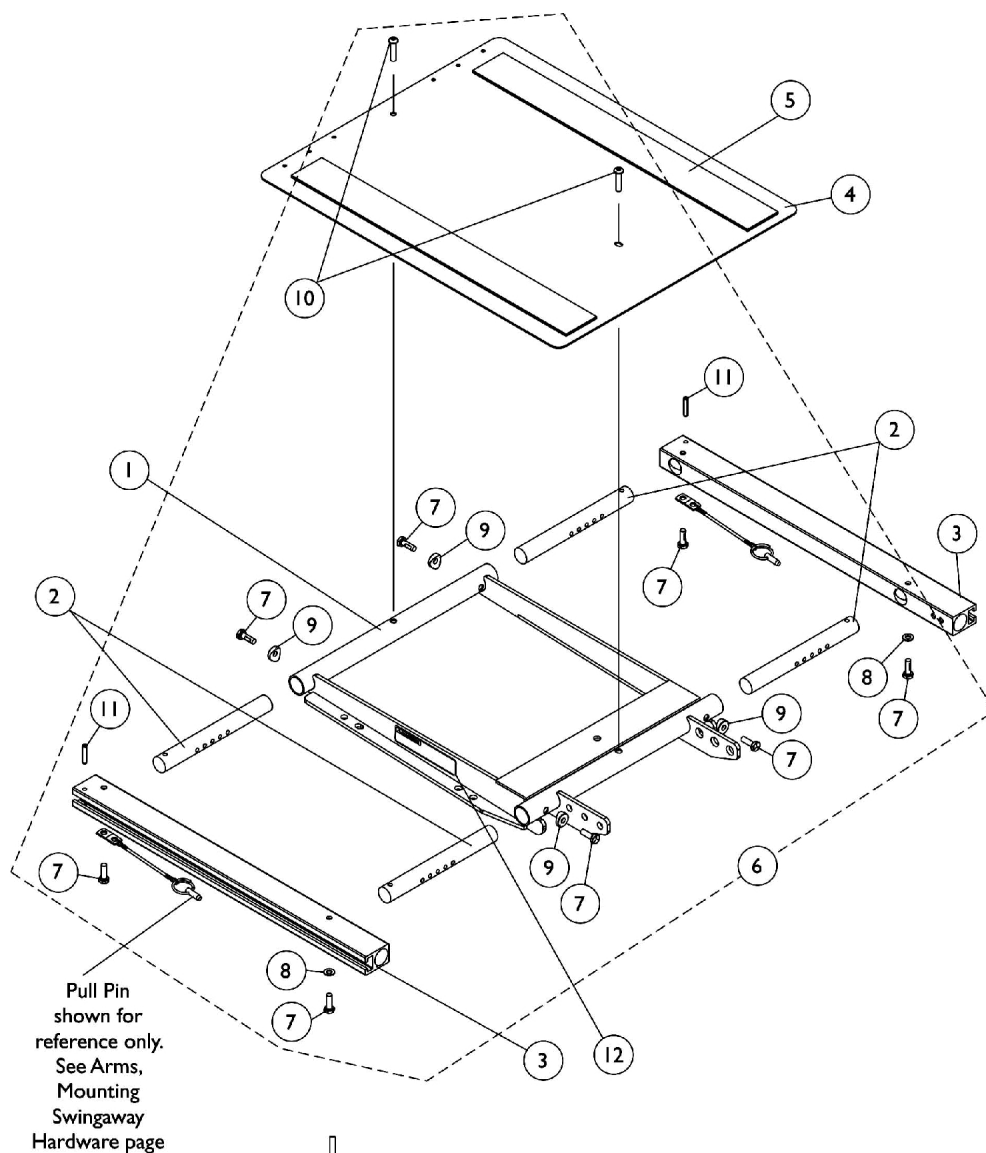
**Seat Frame Width Settings**

## ADJASBA Seat Frame, Seat Pan and Hardware (12"-16" Wide)

Item Number	Note	Part Number	Description	Quantity Per	
				Package	Assembly
1	A	1121982-NLA	NLA - Frame, Center Seat, Black	1	1
2		1126126-NLA	NLA - Crossbar, Seat Frame (12 - 16" W)	1	4
3		1126127-NLA	NLA - Rail, Side (12 - 18" D)	1	2
4		1126144	Pan, Seat, with Hook and Loop Fasteners (12 - 16" W x 12 - 18" D)	1	1
5	B	1039949-NLA	NLA - Fastener, Hook Adhesive Back (2" W x 16" L)	1	4
5		1044578-NLA	NLA - Fastener, Loop Adhesive Back (2" W x 16" L)	1	4
6		1135500-NLA	NLA - Kit, Seat Frame Assembly Hardware 12"-16" Wide	1	1
7			Screw, Hex Head w/ Patch (1/4-20 x 3/4")	1	8
8			Washer (1/4 x 1/2 x 1/16")	1	4
9			Spacer, Coved (1/4 x 11/16 x 1/2")	1	4
10			Locknut (1/4-20)	1	3
11			Plug Button, Black (1")	1	2
12			Screw, Socket Button Head (1/4-20 x 1-1/2")	1	3
11		1134425	Package, Plug Button, Black (1")	10	1
NOTE: A - Includes item 5 B - Includes items 7-12					



# ADJASBA/ADJRECL Seat Frame, Seat Pan and Hardware (16"-20" Wide) x (16"-22" Deep)

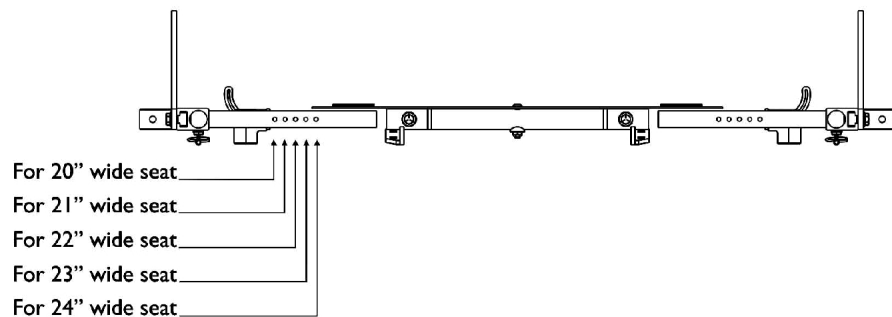
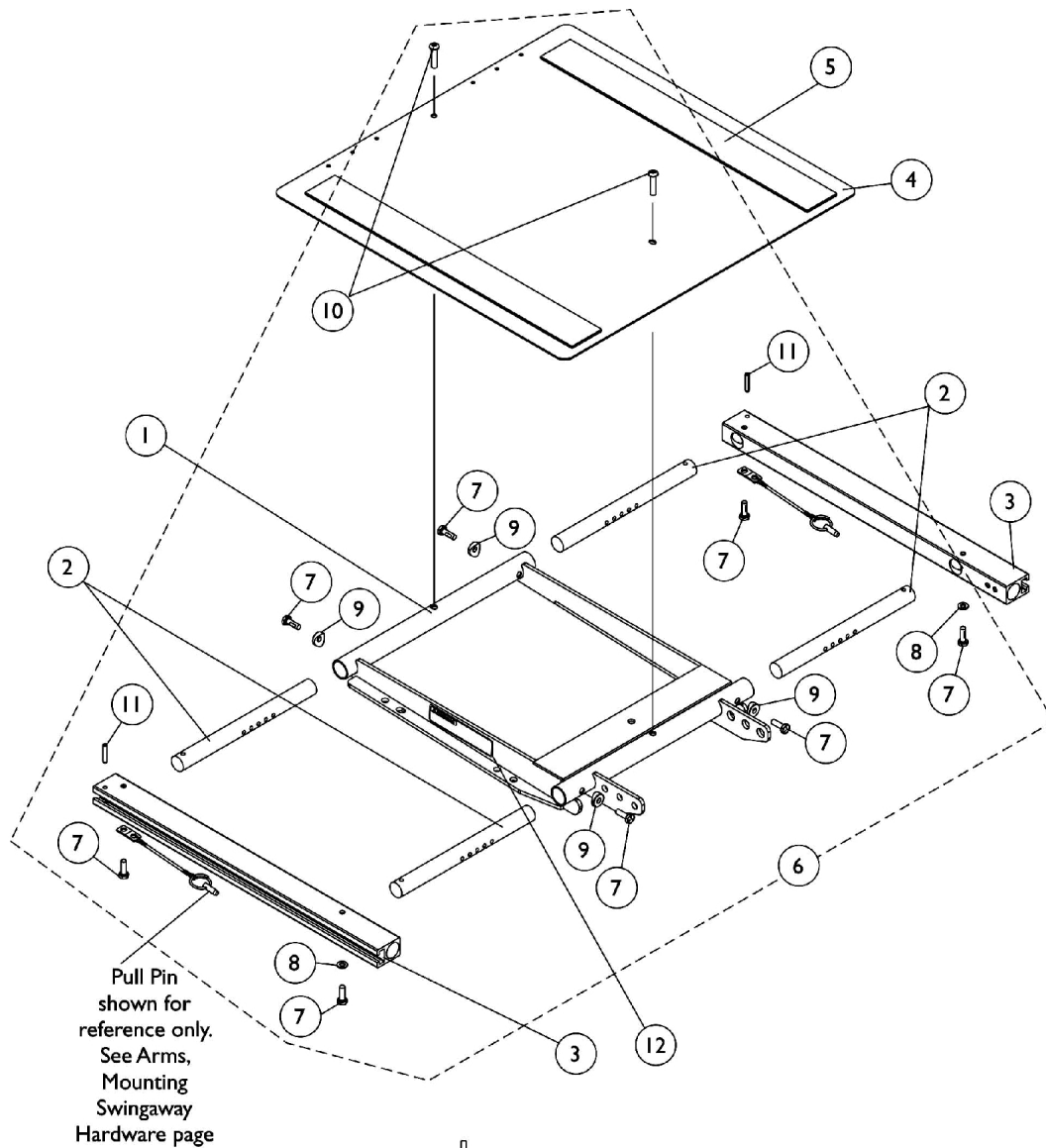


**Seat Frame Width Settings**

## ADJASBA/ADJRECL Seat Frame, Seat Pan and Hardware (16"-20" Wide) x (16"-22" Deep)

Item Number	Note	Part Number	Description	Quantity Per	
				Package	Assembly
1	D	1120288	Frame, Center Seat, Black	1	1
2		1122475	Crossbar, Seat Frame (16" - 20" W)	1	4
3		1122647	Rail, Seat Frame (16 - 20" D For Formula TRE and 16 - 19" D For ADJASBA)	1	2
3		1122677	Rail, Seat Frame (20 - 22" D Formula TRE) (19 - 22" D ADJASBA)	1	2
4		1124386	Pan, Seat with Hook and Loop Fasteners (16 - 20" W) x (16 - 20" D For Formula TRE) & (16 - 19" D For ADJASBA)	1	1
4		1124666	Pan, Seat, with Hook and Loop Fasteners (16 - 20" W) x (20 - 22" D For Formula TRE) & (19 - 22" D For ADJASBA)	1	1
5	A	1043082	Hook Fastener with Adhesive Back (2" W x 18" L)	1	2
5	A	1044580	Loop Fastener with Adhesive Back (2" W x 18" L)	1	2
5	B	1043084	Hook Fastener with Adhesive back (2" W x 22" L)	1	2
5	B	1044584	Loop Fastener with Adhesive back (2" W x 22" L)	1	2
6	C	1135501	Kit, Seat Frame Assembly Hardware	1	1
7			Screw, Hex Head w/ Patch (1/4-20 x 3/4")	1	8
8			Washer (1/4 x 1/2 x 1/16")	1	2
9			Spacer, Coved (1/4 x 11/16 x 1/2")	1	4
10			Screw, Socket Button (1/4-20 x 3/4")	1	2
11			NLA - Pin, Roll (3/16 x 1")	1	2
12		1114823	Decal, Seat Adjustment Warning	1	2
NOTE: A - For 16"-19" deep seats B - For 19"-22" deep seats C - Includes items 7-11 D - When ordering Center Seat Frame (item 1), also order 2 ea. Seat Adjustment Warning Decal (item 12).					

# ADJASBA/ADJRECL Seat Frame, Seat Pan and Hardware (20"-24" Wide) x (16"-22" Deep)

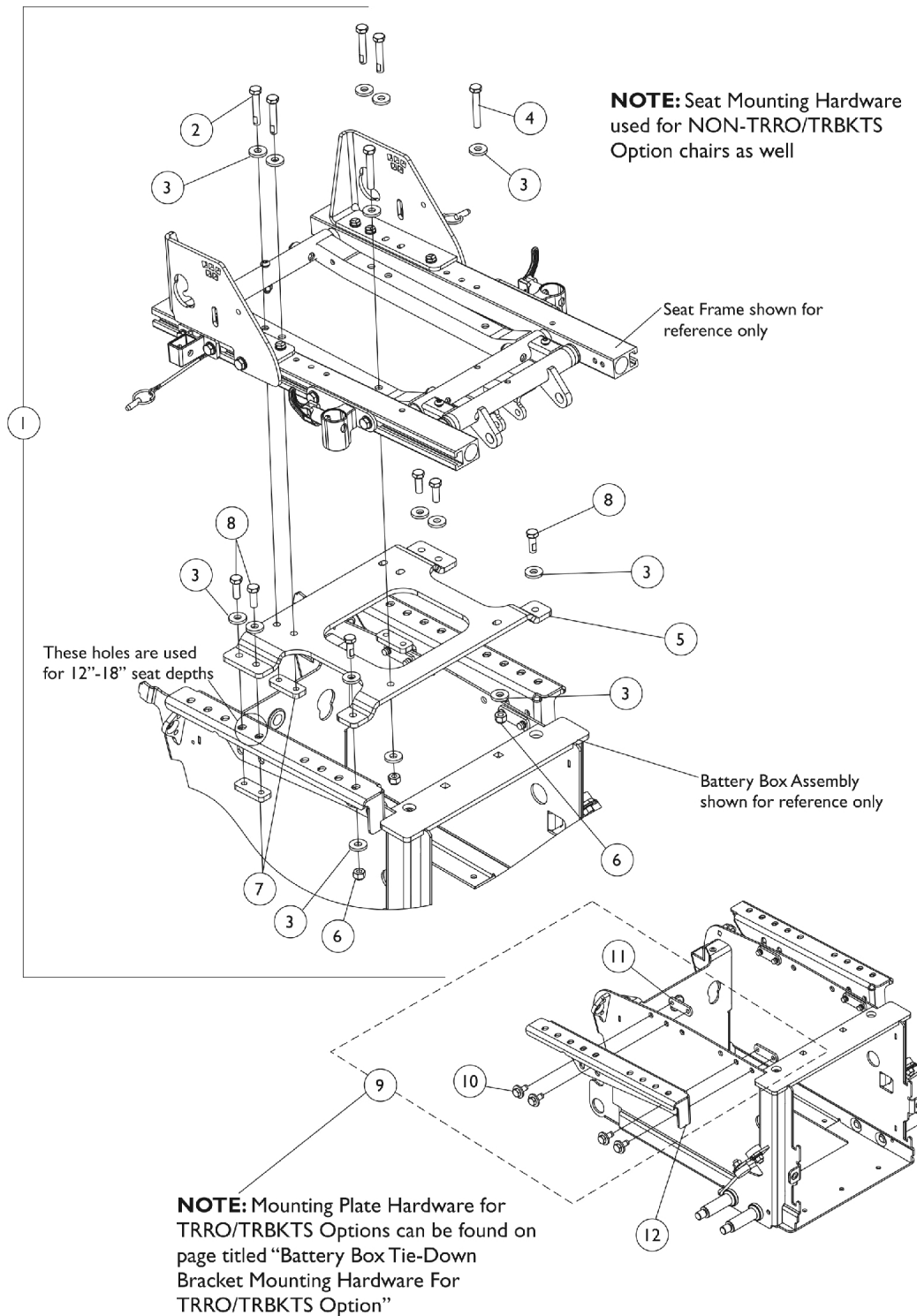


**Seat Frame Width Settings**

## ADJASBA/ADJRECL Seat Frame, Seat Pan and Hardware (20"-24" Wide) x (16"-22" Deep)

Item Number	Note	Part Number	Description	Quantity Per	
				Package	Assembly
1	D	1120288	Frame, Center Seat, Black	1	1
2		1120283	Crossbar, Seat Frame (20" - 24" W)	1	4
3		1122647	Rail, Seat Frame (16 - 20" D For Formula TRE and 16 - 19" D For ADJASBA)	1	2
3		1122677	Rail, Seat Frame (20 - 22" D Formula TRE) (19 - 22" D ADJASBA)	1	2
4		1124388	Pan, Seat, with Hook and Loop Fasteners (20 - 24" W) x (16 - 20" D For Formula TRE) & (16 - 19" D For ADJASBA)	1	1
4		1124667	Pan, Seat with Hook and Loop Fasteners (20 - 24" W) x (20 - 22" D For Formula TRE) & (19 - 22" D For ADJASBA)	1	1
5	A	1043082	Hook Fastener with Adhesive Back (2" W x 18" L)	1	2
5	A	1044580	Loop Fastener with Adhesive Back (2" W x 18" L)	1	2
5	B	1043084	Hook Fastener with Adhesive back (2" W x 22" L)	1	2
5	B	1044584	Loop Fastener with Adhesive back (2" W x 22" L)	1	2
6	C	1135501	Kit, Seat Frame Assembly Hardware	1	1
7			Screw, Hex Head w/ Patch (1/4-20 x 3/4")	1	8
8			Washer (1/4 x 1/2 x 1/16")	1	2
9			Spacer, Coved (1/4 x 11/16 x 1/2")	1	4
10			Screw, Socket Button (1/4-20 x 3/4")	1	2
11			NLA - Pin, Roll (3/16 x 1")	1	2
12		1114823	Decal, Seat Adjustment Warning	1	2
NOTE: A - For 16"-19" deep seats B - For 19"-22" deep seats C - Includes items 7-11 D - When ordering Center Seat Frame (item 1), also order 2 ea. Seat Adjustment Warning Decal (item 12).					

# ADJASBA Seat Frame Mounting Hardware (12"-16" Wide) (For 22NF Battery Box)

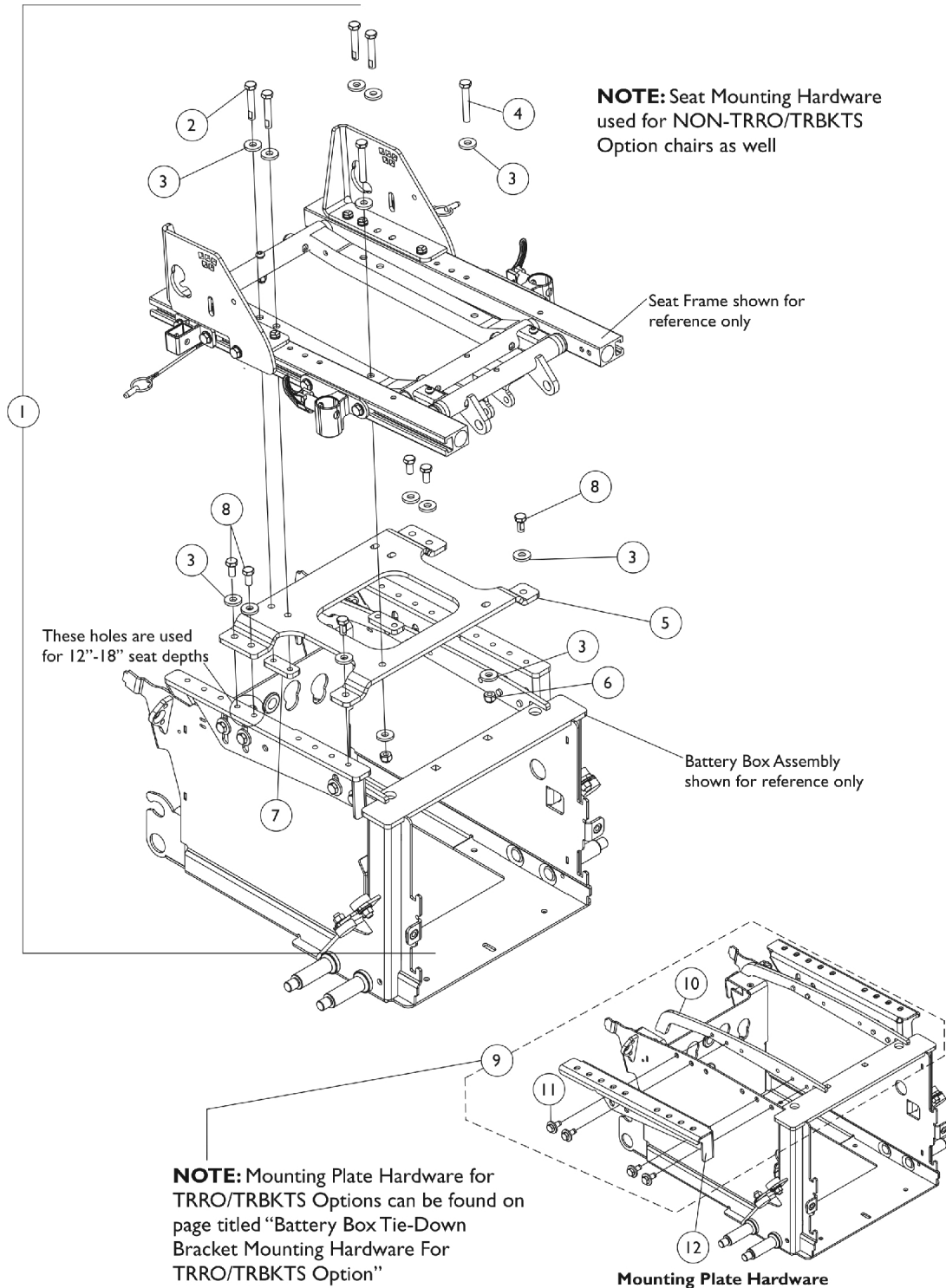


## ADJASBA Seat Frame Mounting Hardware (12"-16" Wide) (For 22NF Battery Box)

Item Number	Note	Part Number	Description	Quantity Per	
				Package	Assembly
1	A	1144687-NLA	NLA - Kit, Seat Frame Mtg. Hdwr. 12"-16" Wide	1	1
2			NLA - Screw, Hex Head w/ Patch (5/16-18 x 1-3/4")	1	4
3			Washer, Flat (21/64 x 53/64 x 7/64")	1	16
4			NLA - Screw, Hex Head (5/16-18 x 2")	1	2
5			Bracket, Seat Frame Mounting, Black (12 - 16" W)	1	1
6			Locknut (5/16-18)	1	4
7			Plate, Nut (5/16-18)	1	4
8			NLA - Screw, Hex Head w/ Patch (5/16-18 x 1")	1	6
9	B	1144676	Kit, Mounting Plate Hardware	1	1
10			Screw, Hex Head SEMS w/ Patch (5/16-18 x 3/4")	1	8
11			Nut, Weld (5/16-18 x 1-3/8" Spacing)	1	4
12	C,C1,D	1142298	Plate, Low Seat-To-Floor Mounting - Right	1	1
12	C,C1,D	1142299	Plate, Low Seat-To-Floor Mounting - Left	1	1
12	E	1142300	Plate, Medium Seat-To-Floor Mounting - Right	1	1
12	E	1142301	Plate, Medium Seat-To-Floor Mounting - Left	1	1
12	E	1142302	Plate, High Seat-To-Floor Mounting - Right	1	1
12	E	1142303	Plate, High Seat-To-Floor Mounting - Left	1	1

NOTE: A - Includes items 2-8 and used for TRRO/TRBKTS option also.  
 B - Includes items 10 and 11  
 C - When TRRO/TRBKTS option is ordered, the LOW Seat-To-Floor Mounting Plates are used. For chairs manufactured before 11/8/06, it is recommended to replace the Mounting Plates in pairs. The rear holes went from a 4 to 5 hole location settings.  
 C1 - This will allow a CTMT Rigging to be attached  
 D - When TRRO/TRBKTS option is used, refer to page titled "Battery Box Tie-Down Bracket Mounting Hardware For TRRO/TRBKTS Option" for Mounting Plate Hardware.  
 E - Seat-To-Floor Mounting Bracket was revised to accommodate CTMT Riggings. It is recommended to order brackets in pairs for chairs manufactured before 1/10/08.

# ADJASBA Seat Frame Mounting Hardware (12"-16" Wide) (For GP24 Battery Box)

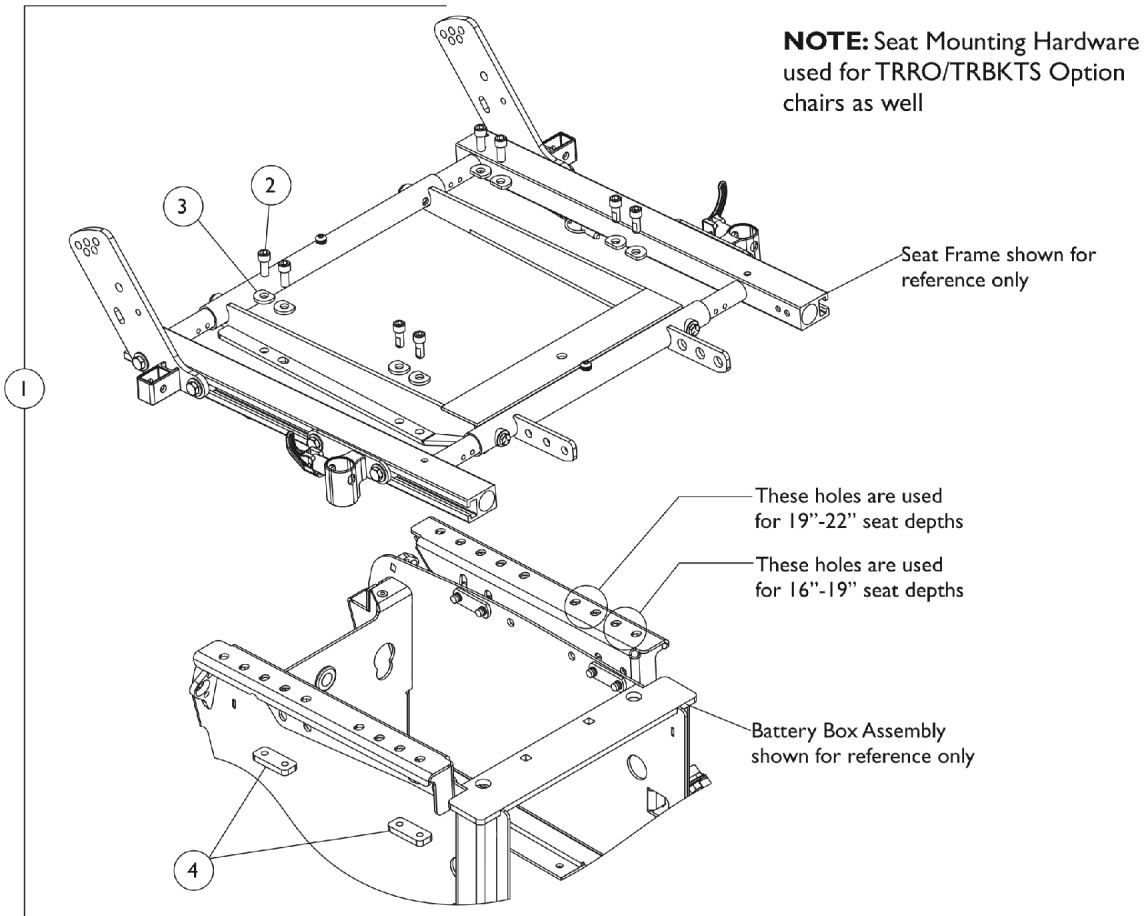


## ADJASBA Seat Frame Mounting Hardware (12"-16" Wide) (For GP24 Battery Box)

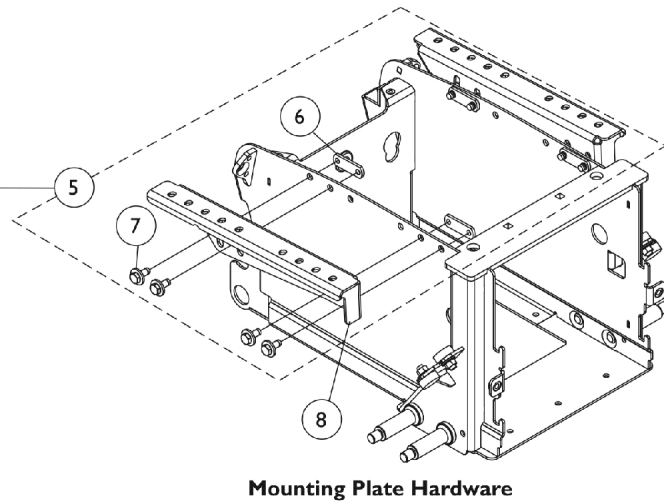
Item Number	Note	Part Number	Description	Quantity Per	
				Package	Assembly
1	A	1149361-NLA	NLA - Kit, Seat Frame Mounting Hardware (For 12"-16" Wide w/ GP24 Batteries)	1	1
2			NLA - Screw, Hex Head w/ Patch (5/16-18 x 1-3/4")	1	4
3			Washer, Flat (21/64 x 53/64 x 7/64")	1	14
4			NLA - Screw, Hex Head (5/16-18 x 2")	1	2
5			Bracket, Seat Frame Mounting, Black (12 - 16" W)	1	1
6			Locknut (5/16-18)	1	2
7			Plate, Nut (5/16-18)	1	2
8			Screw, Hex Head w/ Patch (5/16-18 x 5/8")	1	6
9	B	1147130	Kit, Interface Mounting Plate Hardware	1	1
10			Plate, Nut	1	2
11			Screw, Hex Head SEMS w/ Patch (5/16-18 x 3/4")	1	8
12	C,D	1147056	Plate, Low Seat-To-Floor Mounting - Right (For GP24 Batteries)	1	1
12	C,D	1147057	Plate, Low Seat-To-Floor Mounting - Left (For GP24 Batteries)	1	1
12	E	1147058	Plate, Medium Seat-To-Floor Mounting - Right (For GP24 Batteries)	1	1
12	E	1147059	Plate, Medium Seat-To-Floor Mounting - Left (For GP24 Batteries)	1	1
12	E	1147060	Plate, High Seat-To-Floor Mounting - Right (For GP24 Batteries)	1	1
12	E	1147061	Plate, High Seat-To-Floor Mounting - Left (For GP24 Batteries)	1	1
<b>NOTE:</b> A - Includes items 2-8 and used for TRRO/TRBKTS option also. B - Includes items 10 and 11 C - When TRRO/TRBKTS option is ordered, the LOW Seat-To-Floor Mounting Plates are used. D - When TRRO/TRBKTS option is used, refer to page titled "Battery Box Tie-Down Bracket Mounting Hardware For TRRO/TRBKTS Option" for Mounting Plate Hardware. E - Seat-To-Floor Mounting Bracket was revised to accommodate CTMT Riggings. It is recommended to order brackets in pairs for chairs manufactured before 1/10/08.					



# ADJASBA Seat Frame Mounting Hardware (16"-24" Wide) (For 22NF Battery Box)



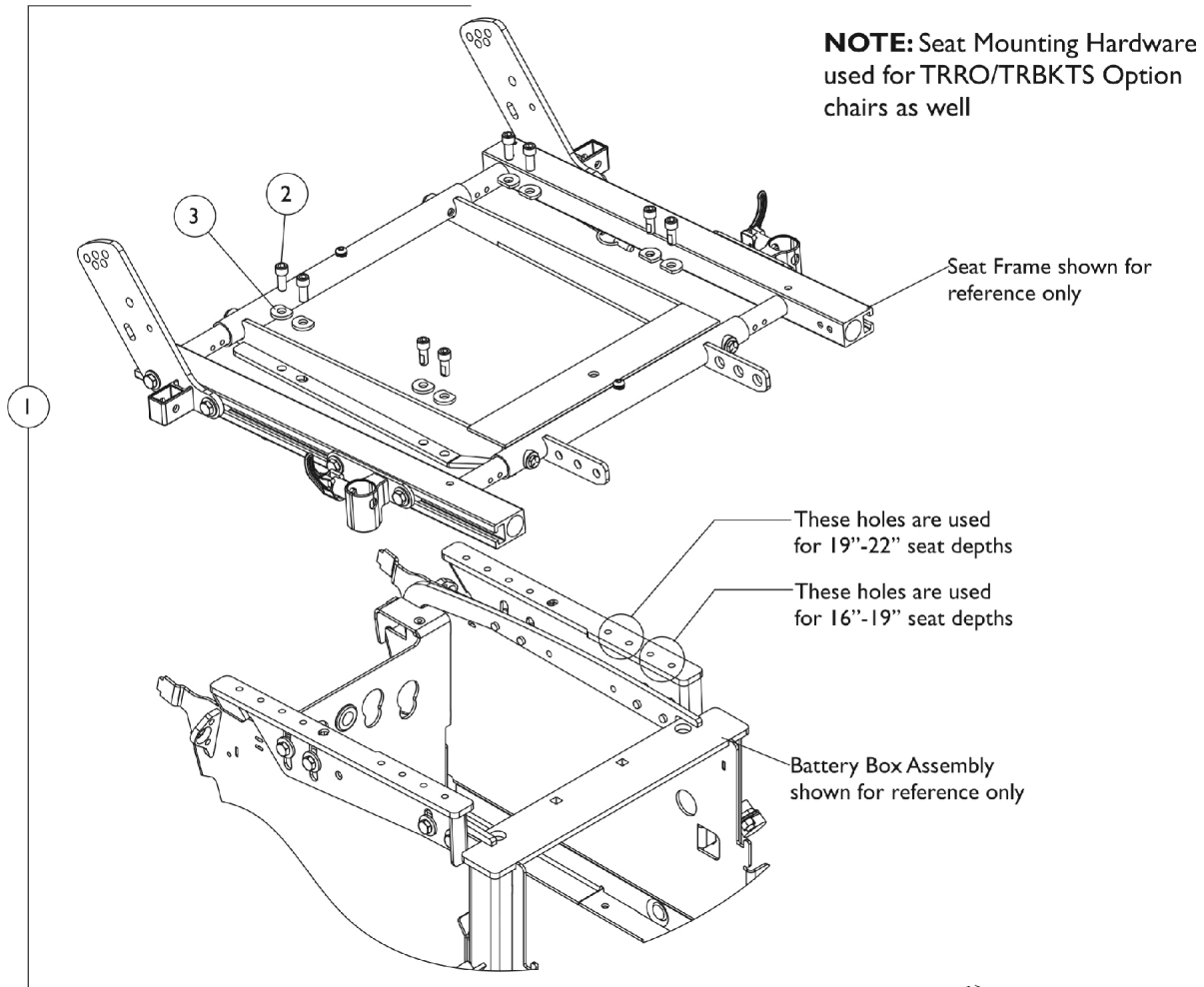
**NOTE:** Mounting Plate Hardware for TRRO/TRBKTS Options can be found on page titled "Battery Box Tie-Down Bracket Mounting Hardware For TRRO/TRBKTS Option"



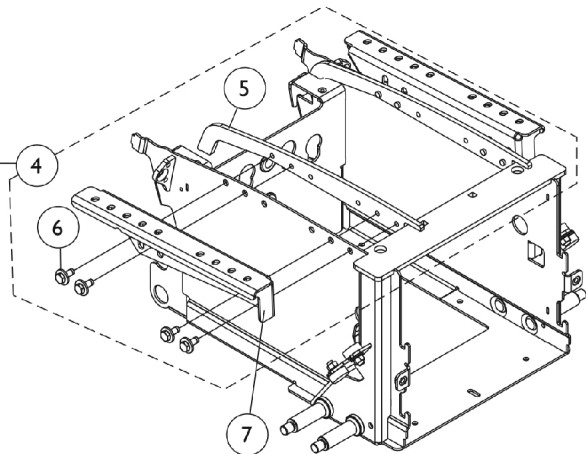
## ADJASBA Seat Frame Mounting Hardware (16"-24" Wide) (For 22NF Battery Box)

Item Number	Note	Part Number	Description	Quantity Per	
				Package	Assembly
1	A	1144686	Kit, Seat Frame Mounting Hardware	1	1
2			NLA - Screw, Socket Head (5/16-18 x 3/4")	1	8
3			NLA - Washer, Ground (11/32 x 13/16 x 1/8")	1	8
4			Plate, Nut (5/16-18)	1	4
5	B	1144676	Kit, Mounting Plate Hardware	1	1
6			Screw, Hex Head SEMS w/ Patch (5/16-18 x 3/4")	1	8
7			Nut, Weld (5/16-18 x 1-3/8" Spacing)	1	4
8	C,D	1142298	Plate, Low Seat-To-Floor Mounting - Right	1	1
8	C,D	1142299	Plate, Low Seat-To-Floor Mounting - Left	1	1
8	E	1142300	Plate, Medium Seat-To-Floor Mounting - Right	1	1
8	E	1142301	Plate, Medium Seat-To-Floor Mounting - Left	1	1
8	E	1142302	Plate, High Seat-To-Floor Mounting - Right	1	1
8	E	1142303	Plate, High Seat-To-Floor Mounting - Left	1	1
<b>NOTE:</b> A - Includes items 2-4 and used for TRRO/TRBKTS option also. B - Includes items 6 and 7 C - LOW Seat-To-Floor is used when TRRO/TRBKTS option is ordered D - When TRRO/TRBKTS option is used, refer to page titled "Battery Box Tie-Down Bracket Mounting Hardware For TRRO/TRBKTS Option" for Mounting Plate Hardware. E - Seat-To-Floor Mounting Bracket was revised to accommodate CTMT Riggings. It is recommended to order brackets in pairs for chairs manufactured before before 1/10/08.					

# ADJASBA Seat Frame Mounting Hardware (16"-24" Wide) (For GP24 Battery Box)



**NOTE:** Mounting Plate Hardware for TRRO/TRBKTS Options can be found on page titled "Battery Box Tie-Down Bracket Mounting Hardware For TRRO/TRBKTS Option"

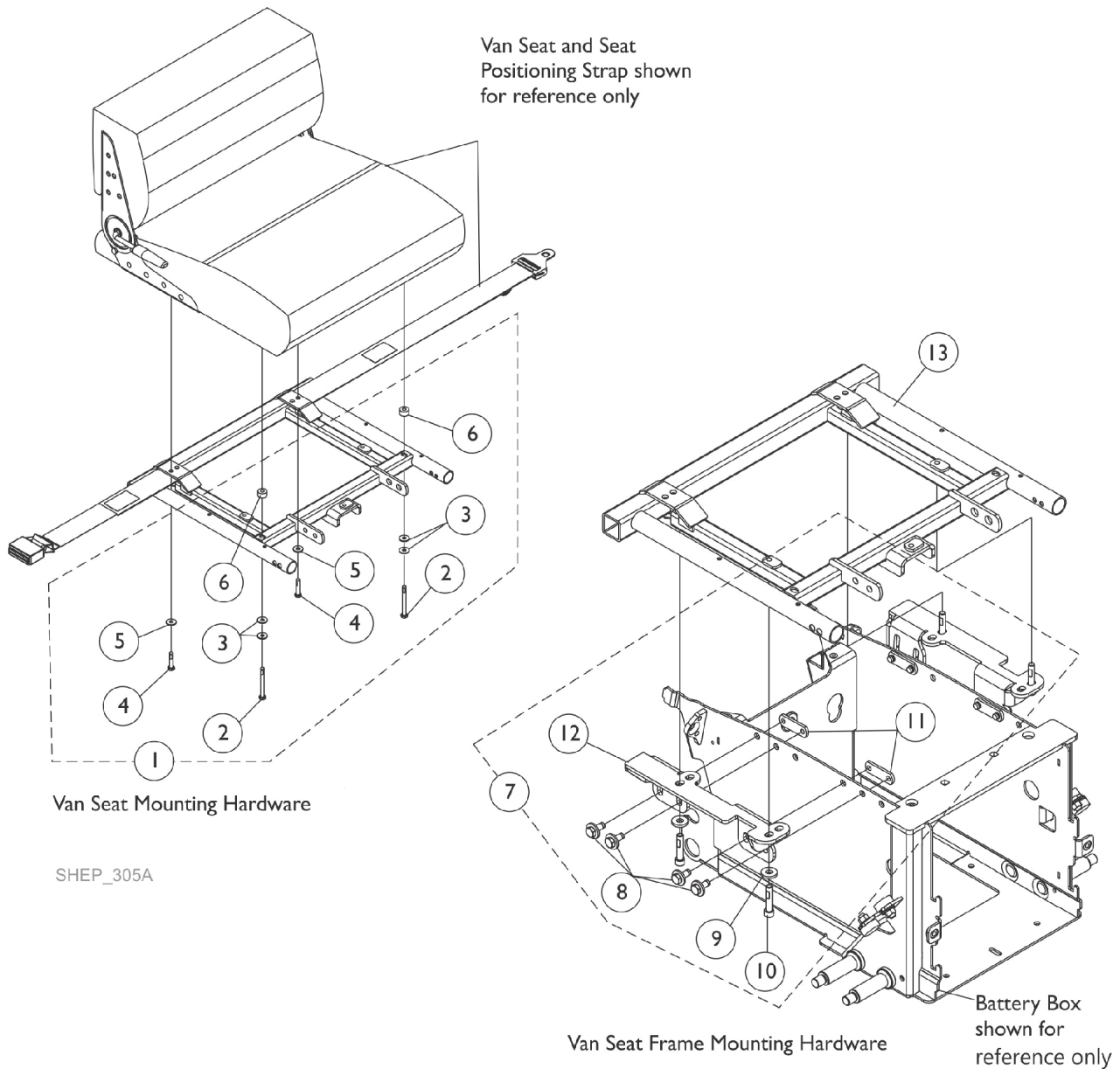


**Mounting Plate Hardware**

## ADJASBA Seat Frame Mounting Hardware (16"-24" Wide) (For GP24 Battery Box)

Item Number	Note	Part Number	Description	Quantity Per	
				Package	Assembly
1	A	1147132	Kit, Seat Frame Mounting Hardware (For GP24 Batteries)	1	1
2			NLA - Screw, Socket Head (5/16-18 x 3/4")	1	8
3			NLA - Washer, Ground (11/32 x 13/16 x 1/8")	1	8
4	B	1147130	Kit, Interface Mounting Plate Hardware	1	1
5			Plate, Nut	1	2
6			Screw, Hex Head SEMS w/ Patch (5/16-18 x 3/4")	1	8
7	C,D	1147056	Plate, Low Seat-To-Floor Mounting - Right (For GP24 Batteries)	1	1
7	C,D	1147057	Plate, Low Seat-To-Floor Mounting - Left (For GP24 Batteries)	1	1
7	E	1147058	Plate, Medium Seat-To-Floor Mounting - Right (For GP24 Batteries)	1	1
7	E	1147059	Plate, Medium Seat-To-Floor Mounting - Left (For GP24 Batteries)	1	1
7	E	1147060	Plate, High Seat-To-Floor Mounting - Right (For GP24 Batteries)	1	1
7	E	1147061	Plate, High Seat-To-Floor Mounting - Left (For GP24 Batteries)	1	1
<b>NOTE:</b> A - Includes items 2, 3 and used for TRRO/TRBKTS option also. B - Includes items 5 and 6 C - LOW Seat-To-Floor is used when TRRO/TRBKTS option is ordered D - When TRRO/TRBKTS option is used, refer to page titled "Battery Box Tie-Down Bracket Mounting Hardware For TRRO/TRBKTS Option" for Mounting Plate Hardware. E - Seat-To-Floor Mounting Bracket was revised to accommodate CTMT Riggings. It is recommended to order brackets in pairs for chairs manufactured before 1/10/08.					

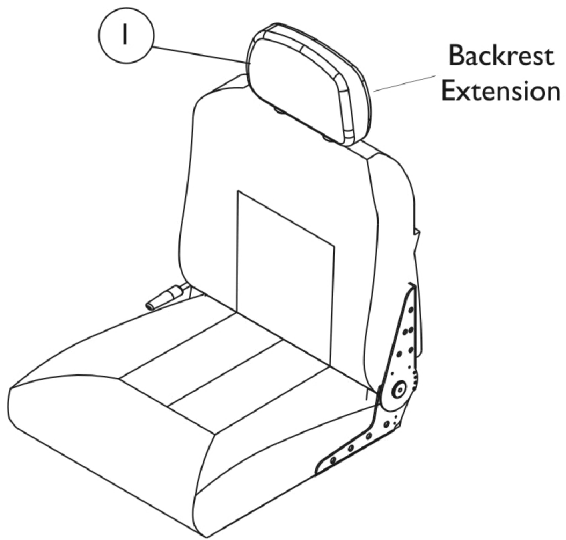
# Van Seat Frame and Hardware



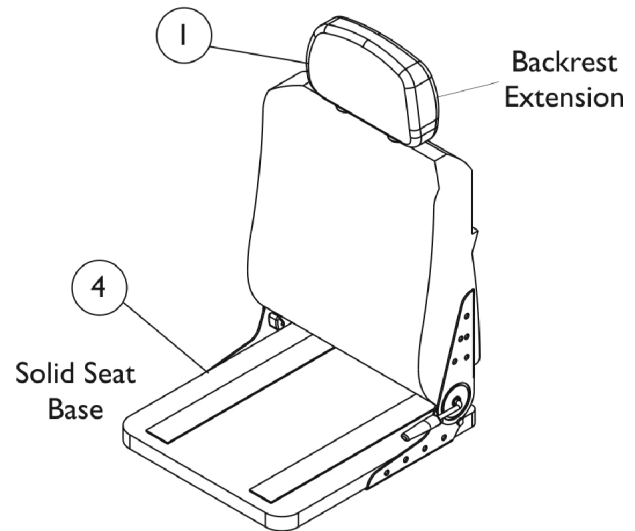
## Van Seat Frame and Hardware

Item Number	Note	Part Number	Description	Quantity Per	
				Package	Assembly
1	A	1147626	Kit, Captain Seat Mounting Hardware	1	1
2			Screw, Hex Head Cap w/ Patch (1/4-20 x 2-1/4")	1	2
3			Washer, Steel (1/4 x 5/8 x 3/32")	1	4
4			NLA - Screw, Hex Head Cap w/ Patch (1/4-20 x 1")	1	2
5			Washer (1/4 x 23/32 x 1/16")	1	2
6			NLA - Spacer (1/4 x 5/8 x 3/8")	1	2
7	B	1147954	Kit, Van Seat Frame Mounting Hardware (Non-Elevate)	1	1
8			Screw, Hex Head SEMS w/ Patch (5/16-18 x 3/4")	1	8
9			Washer, Flat (21/64 x 53/64 x 7/64")	1	4
10			NLA - Screw, Socket Head w/ Patch (5/16-18 x 1-1/2")	1	4
11			Nut, Weld (5/16-18 x 1-3/8" Spacing)	1	4
12			NLA - Bracket, Van Seat Mounting, Black - Right	1	1
12			NLA - Bracket, Van Seat Mounting, Black - Left	1	1
13		1147088	Frame, Van Seat, Black (16" W)	1	1
13		1147073	Frame, Van Seat, Black (18" W)	1	1
13		1147086	Frame, Van Seat, Black (20" W)	1	1
13		1147082	Frame, Van Seat, Black (22" W)	1	1
NOTE: A - Includes items 2-6 B - Includes items 8-12					

# Van Seat Assembly



**#2 Van Seat  
Semi Recline**



**#3 Van Seat  
Semi Recline  
w/ Solid Seat Base**

## Van Seat Assembly

Item Number	Note	Part Number	Description	Quantity Per	
				Package	Assembly
1		1106969-NLA	NLA - Extension, Backrest, Van Seat, Grey Fabric	1	1
1		1108408	Extension, Backrest, Captain Seat, Grey Vinyl	1	1
1		1106968-NLA	NLA - Extension, Backrest, Van Seat, Tan Vinyl	1	1
2		See Chart	Van Seat (Semi-Recline) Assembly	1	1
3		See Chart	Van Seat (Semi-Recline) w/ Solid Seat Base Assembly	1	1
4	A,B	1123384-NLA	NLA - Base, Solid, Captain Seat, Grey Vinyl (16" W)	1	1
4	A	1123385-NLA	NLA - Base, Solid, Van Seat, Grey Vinyl (18" W)	1	1
4	A	1159739	Base, Solid, Captain Seat, Grey Vinyl (18" W)	1	1
4	A	1123386-NLA	NLA - Base, Solid, Van Seat, Grey Vinyl (20" W)	1	1
4	A	1159740	Base, Solid, Captain Seat, Grey Vinyl (20" W)	1	1
4	A	1123387-NLA	NLA - Base, Solid, Van Seat, Grey Vinyl (22" W)	1	1
4	A	1159741	Base, Solid, Captain Seat, Grey Vinyl (22" W)	1	1

NOTE: A - Solid Seat Base is the only item available for service parts with regard to the Van Seats. Seat Hinges are not included.  
 B - 16" Solid Base is no longer available. A complete van seat should be ordered as replacement. See chart titled, "Van Seat (Semi-Recline) w/ Solid Seat Base Assembly."

### #2 Van Seat (Semi-Recline) Assembly

Upholstery Type	Van Seat with Backrest 16" Wide	Van Seat with Backrest 18" Wide	Van Seat with Backrest 20" Wide	Van Seat with Backrest 22" Wide	Hinge Bracket w/ Lever Semi-Recline Right	Hinge Bracket w/o Lever Semi-Recline Left	Screw, Phillips Truss Head (1/4-20 x 3/4")
All Grey Fabric	1150811-NLA	1109254-NLA	1159892-NLA	1109256-NLA	1116634 See Note(s) A	1116635 See Note(s) A	5000136 See Note(s) B
All Grey Vinyl	1150810	1109242	1159891	1109244	1116634 See Note(s) A	1116635 See Note(s) A	5000136 See Note(s) B
All Tan Vinyl	1150812-NLA	1109248-NLA	1159893-NLA	1109250-NLA	1116634 See Note(s) A	1116635 See Note(s) A	5000136 See Note(s) B

NOTE: A - Not Shown. Hinge Brackets used for ALL Semi-Recline Seat models only. For attaching Hinge Bracket, see part number 5000136.  
 B - Not shown, Screw for Hinge Bracket(s) 1116634 and 1116635. Total of (7) required for each Bracket.

NOTE: Semi-recline Van Seat reclines approximately 90-114 degrees. Adjustable depths are (16, 17, 18" deep for 16 & 18" wide seats) and (18, 19, 20" deep for 20 & 22" wide seats). Recline release levers are standard on the right side. Left side release levers can be ordered as a special with a new van seat.



# Van Seat Assembly

## #3 Van Seat (Semi-Recline) w/ Solid Seat Base Assembly

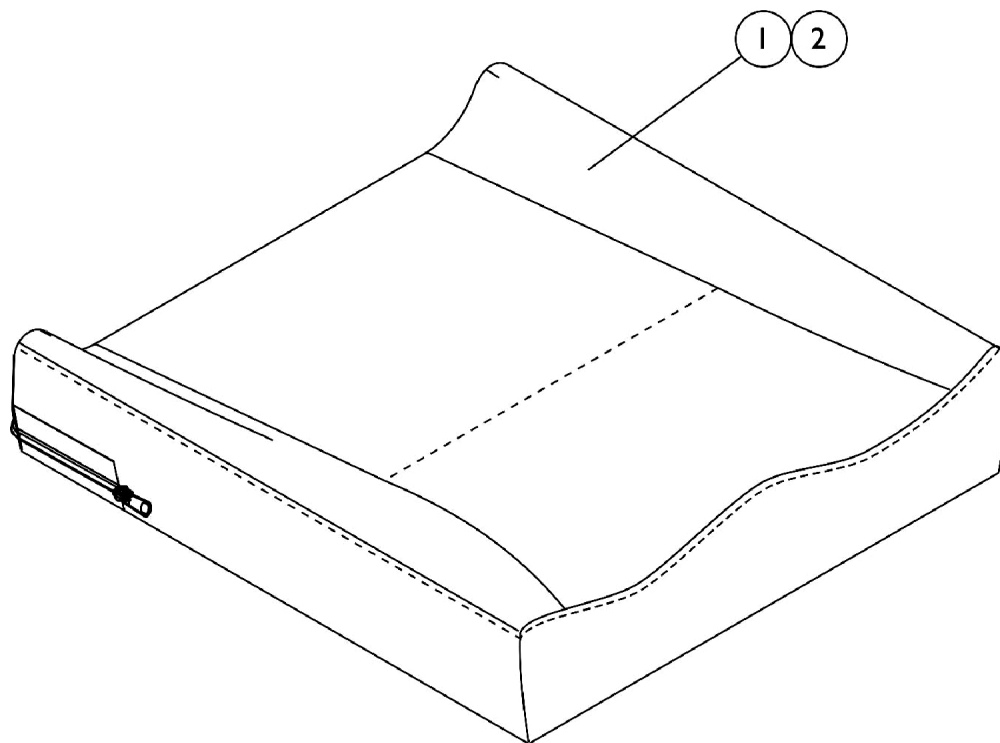
Upholstery Type	Van Seat w/ Solid Seat and Backrest 16" Wide	Van Seat w/ Solid Seat and Backrest 18" Wide	Van Seat w/ Solid Seat and Backrest 20" Wide	Van Seat w/ Solid Seat and Backrest 22" Wide	Hinge Bracket w/ Lever Semi-Recline Right	Hinge Bracket w/o Lever Semi-Recline Left	Screw, Phillips Truss Head (1/4-20 x 3/4")
All Grey Fabric	N/A	N/A	N/A	N/A	N/A	N/A	5000136 See Note(s) B
All Tan Vinyl	N/A	N/A	N/A	N/A	N/A	N/A	5000136 See Note(s) B
All Grey Vinyl	1150819	1150820	1159886	1150822	1116634 See Note(s) A	1116635 See Note(s) A	5000136 See Note(s) B

NOTE: A - Not Shown. Hinge Brackets used for ALL Semi-Recline Seat models only. For attaching Hinge Bracket, see part number 5000136.

B - Not shown, Screw for Hinge Bracket(s) 1116634 and 1116635. Total of (7) required for each Bracket.

NOTE: Semi-recline Van Seat reclines approximately 90-114 degrees. Adjustable depths are (16, 17, 18" deep for 16 & 18" wide seats) and (18, 19, 20" deep for 20 & 22" wide seats). Recline release levers are standard on the right side. Left side release levers can be ordered as a special with a new van seat.

# Seat Cushion Assembly, Contoura ADJASBA Only



## #1 Contoura Seat Cushion Assembly

**NOTE: To order a Mesh Contoura Seat Cushion Assembly, please use quote # SM-100908010838 when placing your order.**

Chair Width	16" Deep	17" Deep	18" Deep	19" Deep	20" Deep	21" Deep	22" Deep
16" Wide	1132982 See Note(s) A	1132983-NLA See Note(s) A	1132984 See Note(s) A	1132985 See Note(s) A	1132986 See Note(s) A	N/A	N/A
18" Wide	1132987 See Note(s) A	1132988-NLA See Note(s) A	1132989 See Note(s) A	1132990 See Note(s) A	1132991 See Note(s) A	N/A	N/A
20" Wide	1132992 See Note(s) A	1132993-NLA See Note(s) A	1132994 See Note(s) A	1132995 See Note(s) A	1132996 See Note(s) A	1132997 See Note(s) A	1132998 See Note(s) A
22" Wide	N/A	N/A	1132999 See Note(s) A	1133000 See Note(s) A	1133001 See Note(s) A	1133002 See Note(s) A	1133003 See Note(s) A
24" Wide	N/A	N/A	1133004-NLA See Note(s) A	1133005-NLA See Note(s) A	1133006-NLA See Note(s) A	1133007-NLA See Note(s) A	1133008-NLA See Note(s) A

NOTE: A - Cushion Foam is not available separately.

# Seat Cushion Assembly, Contoura

## ADJASBA Only

### #2 Contoura Seat Cushion Cover Before 12/16/10

Chair Width	16" Deep	17" Deep	18" Deep	19" Deep	20" Deep	21" Deep	22" Deep
16" Wide	1132953-NLA	1132954-NLA	1132955-NLA	1132956-NLA	1132957-NLA	N/A	N/A
18" Wide	1132958-NLA	1132959-NLA	1132960-NLA	1132961-NLA	1132962-NLA	N/A	N/A
20" Wide	1132963-NLA	1132964-NLA	1132965-NLA	1132966-NLA	1132967-NLA	1132968-NLA	1132969-NLA
22" Wide	N/A	N/A	1132970-NLA	1132971-NLA	1132972-NLA	1132973-NLA	1132974-NLA
24" Wide	N/A	N/A	1132975-NLA	1132976-NLA	1132977-NLA	1132978-NLA	1132979-NLA

Contoura Seat Cushion Covers listed on this chart are No Longer Available. Refer to the Contoura Seat Cushion Covers dated after 12/15/10 as a direct replacement.

# Seat Cushion Assembly, Contoura ADJASBA Only

## #2 Contoura Seat Cushion Cover After 12/15/10

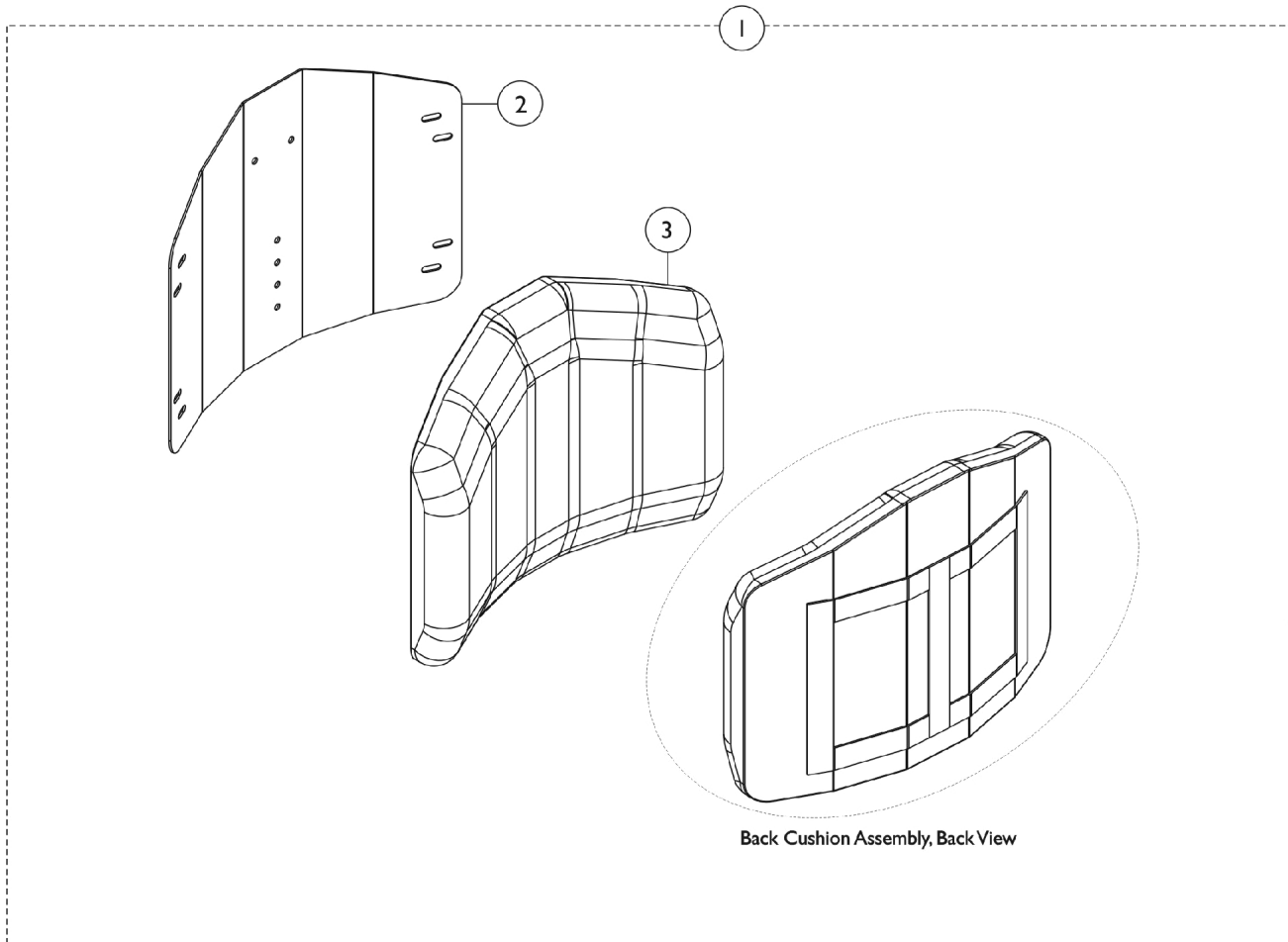
Chair Width	16" Deep	17" Deep	18" Deep	19" Deep	20" Deep	21" Deep	22" Deep
16" Wide	1167372	1167373-NLA	1167374	1167375	1167376	N/A	N/A
18" Wide	1167377	1167378-NLA	1167379	1167380	1167381	N/A	N/A
20" Wide	1167382	1167383-NLA	1167384	1167385	1167386	1167387	1167388
22" Wide	N/A	N/A	1167389	1167390	1167391	1167392	1167393
24" Wide	N/A	N/A	1167394-NLA	1167395-NLA	1167396	1167397-NLA	1167398-NLA

## #2 Contoura Seat Cushion Cover, Mesh (CTBMSH)

Chair Width	16" Deep	17" Deep	18" Deep	19" Deep	20" Deep	21" Deep	22" Deep
16" Wide	1164208	1164209	1164210	1164211	1164212	N/A	N/A
18" Wide	1164213	1164214	1164215	1164216	1164217	N/A	N/A
20" Wide	1164218	1164219	1164220	1164221	1164222	1164223	1164224
22" Wide	N/A	N/A	1164225	1164226	1164227	1164228	1164229
24" Wide	N/A	N/A	1164230	1164231	1164232	1164233	1164234

# Conventional Back (12"-15" Wide) without Mounting Hardware

**NOTE:** Hook Fastener Adhesive Kit must be ordered when a Back Pan is requested. This will allow the Loop Fastener Adhesive on the Back Cover to attach properly.



Item Number	Note	Part Number	Description	Quantity Per	
				Package	Assembly
1		See Chart	#1 Back Assembly without Hardware	1	1
2		See Chart	#2 Back Pan without Hook Fastener Adhesive	1	1
3		See Chart	#3 Back Cushion Assembly with Hook & Loop Fastener Adhesive	1	1
5	A	1125723	Kit, Hook Fastener w/ Adhesive Back	1	1
NOTE: A - Hook Fastener Adhesive kit is used for 12"-24" wide Conventional Backs to attach the Back Cover to the Back Pan and must be ordered when a new Back Pan is requested.					

# Conventional Back (12"-15" Wide) without Mounting Hardware

**NOTE:** Hook Fastener Adhesive Kit must be ordered when a Back Pan is requested. This will allow the Loop Fastener Adhesive on the Back Cover to attach properly.

## #1 Back Assembly without Hardware

Overall Back Height	Material Back Height	12" Wide	13" Wide	14" Wide	15" Wide
16"	12"	1146269	1146274	1146279	1146284
17"	13"	1146270	1146275	1146280	1146285
18"	14"	1146271	1146276	1146281	1146286
19"	15"	1146272	1146277	1146282	1146287
20"	16"	1146273	1146278	1146283	1146288

## #2 Back Pan without Hook Fastener Adhesive

Overall Back Height	Material Back Height	12" Wide	13" Wide	14" Wide	15" Wide
16"	12"	1148739	1148744	1148749	1148754
17"	13"	1148740	1148745	1148750	1148755
18"	14"	1148741	1148746	1148751	1148756
19"	15"	1148742	1148747	1148752	1148757
20"	16"	1148743	1148748	1148753	1148758

## Conventional Back (12"-15" Wide) without Mounting Hardware

**NOTE: Hook Fastener Adhesive Kit must be ordered when a Back Pan is requested. This will allow the Loop Fastener Adhesive on the Back Cover to attach properly.**

### #3 Back Cushion Assembly with Hook & Loop Fastener Adhesive

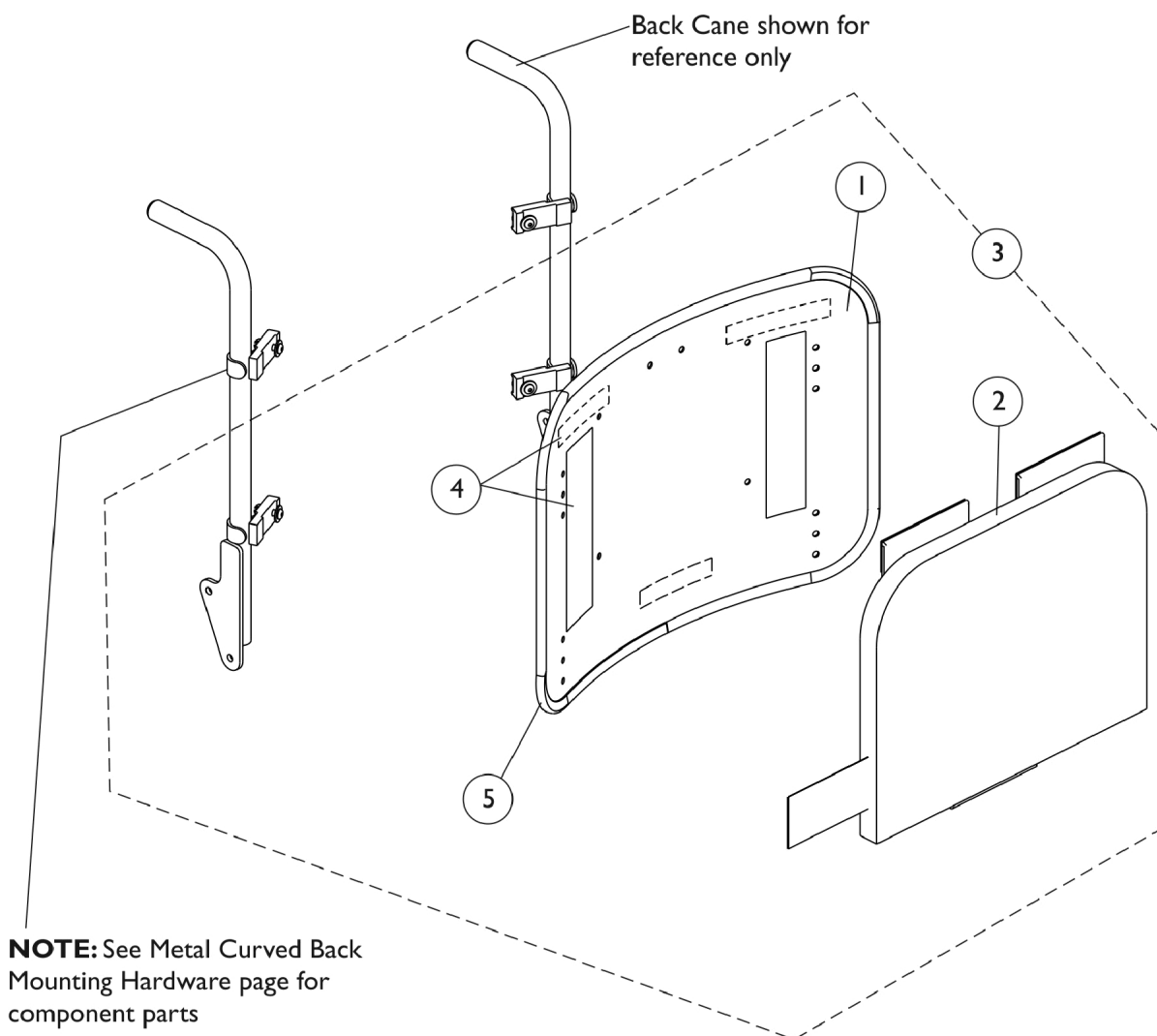
Overall Back Height	Material Back Height	12" Wide	13" Wide	14" Wide	15" Wide
16"	12"	1148759	1148764	1148769	1148774
17"	13"	1148760	1148765	1148770	1148775
18"	14"	1148761	1148766	1148771	1148776
19"	15"	1148762	1148767	1148772	1148777
20"	16"	1148763	1148768	1148773	1148778

NOTE: Back Cover and Foam are sold as a Back Cushion Assembly only.

## Metal Curved Back Assembly (16-24" Wide)

**NOTE:** Curved Back mounts only to back canes without a 10 degree bend.

**NOTE:** As of 8/15/08 the Curved Back material changed from ABS Plastic to Metal as inventory runs out. You must ask the customer if they have an ABS Plastic or the Metal Curved Back model when replacing components. All service replacement Back Assemblies with Hardware shipped will be metal. New Headrest Mounting Hardware is required when replacing an ABS Plastic Curved Back with a Metal Curved Back.





## Metal Curved Back Assembly (16-24" Wide)

NOTE: Curved Back mounts only to back canes without a 10 degree bend.

NOTE: As of 8/15/08 the Curved Back material changed from ABS Plastic to Metal as inventory runs out. You must ask the customer if they have an ABS Plastic or the Metal Curved Back model when replacing components. All service replacement Back Assemblies with Hardware shipped will be metal. New Headrest Mounting Hardware is required when replacing an ABS Plastic Curved Back with a Metal Curved Back.

Item Number	Note	Part Number	Description	Quantity Per	
				Package	Assembly
1		See Chart	#1 Back Pan w/ Vinyl Edge Trim 16"-18" Wide	1	1
1		See Chart	#1 Back Pan w/ Vinyl Edge Trim 19"-22" Wide	1	1
1		See Chart	#1 Back Pan w/ Vinyl Edge Trim 23"-24" Wide	1	1
2		See Chart	#2 Back Cushion Assembly 16"-18" Wide	1	1
2		See Chart	#2 Back Cushion Assembly 19"-22" Wide	1	1
2		See Chart	#2 Back Cushion Assembly 23"-24" Wide	1	1
3		See Chart	#3 Back Assembly with Hardware 16"-18" Wide	1	1
3		See Chart	#3 Back Assembly with Hardware 19"-22" Wide	1	1
3		See Chart	#3 Back Assembly with Hardware 23"-24" Wide	1	1
4	A	1125723	Kit, Hook Fastener w/ Adhesive Back	1	1
5		1125724-NLA	NLA - Trim, Edge, Cut-To-Length, Vinyl Black (96" L)	1	1

NOTE: A - Hook Fastener Adhesive Kit is used to attach the Back Cover to the Back Pan and must be ordered when a new Back Pan or Back Assembly is requested.

### #1 Back Pan w/ Vinyl Edge Trim - 16"-18" Wide

Overall Back Height	Material Back Height	16" Wide	17" Wide	18" Wide
16"	11"	1157826	1157837	1157848
17"	12"	1157827	1157838	1157849
18"	13"	1157828	1157839	1157850
19"	14"	1157829	1157840	1157851
20"	15"	1157830	1157841	1157852
21"	16"	1157831	1157842	1157853
22"	17"	1157832	1157843	1157854
23"	18"	1157833	1157844	1157855
24"	19"	1157834	1157845	1157856
25"	20"	1157835	1157846	1157857
26"	21"	1157836	1157847	1157858

NOTE: Hook Fastener Adhesive Kit must be ordered when a Back Pan or Back Assembly is requested. This will allow the Loop Fastener Adhesive on the Back Cover to attach properly.

## Metal Curved Back Assembly (16-24" Wide)

NOTE: Curved Back mounts only to back canes without a 10 degree bend.

NOTE: As of 8/15/08 the Curved Back material changed from ABS Plastic to Metal as inventory runs out. You must ask the customer if they have an ABS Plastic or the Metal Curved Back model when replacing components. All service replacement Back Assemblies with Hardware shipped will be metal. New Headrest Mounting Hardware is required when replacing an ABS Plastic Curved Back with a Metal Curved Back.

### #1 Back Pan w/ Vinyl Edge Trim - 19"-22" Wide

Overall Back Height	Material Back Height	19" Wide	20" Wide	21" Wide	22" Wide
16"	11"	1157859	1157870	1157881	1157892
17"	12"	1157860	1157871	1157882	1157893
18"	13"	1157861	1157872	1157883	1157894
19"	14"	1157862	1157873	1157884	1157895
20"	15"	1157863	1157874	1157885	1157896
21"	16"	1157864	1157875	1157886	1157897
22"	17"	1157865	1157876	1157887	1157898
23"	18"	1157866	1157877	1157888	1157899
24"	19"	1157867	1157878	1157889	1157900
25"	20"	1157868	1157879	1157890	1157901
26"	21"	1157869	1157880	1157891	1157902

NOTE: Hook Fastener Adhesive Kit must be ordered when a Back Pan or Back Assembly is requested. This will allow the Loop Fastener Adhesive on the Back Cover to attach properly.

## Metal Curved Back Assembly (16-24" Wide)

NOTE: Curved Back mounts only to back canes without a 10 degree bend.

NOTE: As of 8/15/08 the Curved Back material changed from ABS Plastic to Metal as inventory runs out. You must ask the customer if they have an ABS Plastic or the Metal Curved Back model when replacing components. All service replacement Back Assemblies with Hardware shipped will be metal. New Headrest Mounting Hardware is required when replacing an ABS Plastic Curved Back with a Metal Curved Back.

### #1 Back Pan w/ Vinyl Edge Trim - 23"-24" Wide

Overall Back Height	Material Back Height	23" Wide	24" Wide
16"	11"	1157903	1157914
17"	12"	1157904	1157915
18"	13"	1157905	1157916
19"	14"	1157906	1157917
20"	15"	1157907	1157918
21"	16"	1157908	1157919
22"	17"	1157909	1157920
23"	18"	1157910	1157921
24"	19"	1157911	1157922
25"	20"	1157912	1157923
26"	21"	1157913	1157924

NOTE: Hook Fastener Adhesive Kit must be ordered when a Back Pan or Back Assembly is requested. This will allow the Loop Fastener Adhesive on the Back Cover to attach properly.

## Metal Curved Back Assembly (16-24" Wide)

NOTE: Curved Back mounts only to back canes without a 10 degree bend.

NOTE: As of 8/15/08 the Curved Back material changed from ABS Plastic to Metal as inventory runs out. You must ask the customer if they have an ABS Plastic or the Metal Curved Back model when replacing components. All service replacement Back Assemblies with Hardware shipped will be metal. New Headrest Mounting Hardware is required when replacing an ABS Plastic Curved Back with a Metal Curved Back.

### #2 Back Cushion Assembly - 16"-18" Wide

Overall Back Height	Material Back Height	16" Wide	17" Wide	18" Wide
16"	12-1/2"	1160207	1160218	1160229
17"	13-1/2"	1160208	1160219	1160230
18"	14-1/2"	1160209	1160220	1160231
19"	15-1/2"	1160210	1160221	1160232
20"	16-1/2"	1160211	1160222	1160233
21"	17-1/2"	1160212	1160223	1160234
22"	18-1/2"	1160213	1160224	1160235
23"	19-1/2"	1160214	1160225	1160236
24"	20-1/2"	1160215	1160226	1160237
25"	21-1/2"	1160216	1160227	1160238
26"	22-1/2"	1160217	1160228	1160239

NOTE: Back cover and foam are sold as a Back Cushion Assembly only.

## Metal Curved Back Assembly (16-24" Wide)

NOTE: Curved Back mounts only to back canes without a 10 degree bend.

NOTE: As of 8/15/08 the Curved Back material changed from ABS Plastic to Metal as inventory runs out. You must ask the customer if they have an ABS Plastic or the Metal Curved Back model when replacing components. All service replacement Back Assemblies with Hardware shipped will be metal. New Headrest Mounting Hardware is required when replacing an ABS Plastic Curved Back with a Metal Curved Back.

### #2 Back Cushion Assembly - 19"-22" Wide

Overall Back Height	Material Back Height	19" Wide	20" Wide	21" Wide	22" Wide
16"	12-1/2"	1097378-NLA	1097379-NLA	1097380-NLA	1097381-NLA
17"	13-1/2"	1097385-NLA	1097386-NLA	1097387-NLA	1097388-NLA
18"	14-1/2"	1097392	1097393	1097394-NLA	1097395-NLA
19"	15-1/2"	1097399	1097400	1097401	1097402
20"	16-1/2"	1097406	1097407	1097408	1097409
21"	17-1/2"	1097413	1097414	1097415	1097416
22"	18-1/2"	1097420	1097421	1097422	1097423
23"	19-1/2"	1097427	1097428	1097429	1097430
24"	20-1/2"	1097434	1097435	1097436	1097437
25"	21-1/2"	1160249	1160260	1160271	1160282
26"	22-1/2"	1160250	1160261	1160272	1160283

NOTE: Back cover and foam are sold as a Back Cushion Assembly only.

## Metal Curved Back Assembly (16-24" Wide)

NOTE: Curved Back mounts only to back canes without a 10 degree bend.

NOTE: As of 8/15/08 the Curved Back material changed from ABS Plastic to Metal as inventory runs out. You must ask the customer if they have an ABS Plastic or the Metal Curved Back model when replacing components. All service replacement Back Assemblies with Hardware shipped will be metal. New Headrest Mounting Hardware is required when replacing an ABS Plastic Curved Back with a Metal Curved Back.

### #2 Back Cushion Assembly - 23"-24" Wide

Overall Back Height	Material Back Height	23" Wide	24" Wide
16"	12-1/2"	1160284	1160295
17"	13-1/2"	1160285	1160296
18"	14-1/2"	1160286	1160297
19"	15-1/2"	1160287	1160298
20"	16-1/2"	1160288	1160299
21"	17-1/2"	1160289	1160300
22"	18-1/2"	1160290	1160301
23"	19-1/2"	1160291	1160302
24"	20-1/2"	1160292	1160303
25"	21-1/2"	1160293-NLA	1160304
26"	22-1/2"	1160294	1160305

NOTE: Back cover and foam are sold as a Back Cushion Assembly only.

## Metal Curved Back Assembly (16-24" Wide)

NOTE: Curved Back mounts only to back canes without a 10 degree bend.

NOTE: As of 8/15/08 the Curved Back material changed from ABS Plastic to Metal as inventory runs out. You must ask the customer if they have an ABS Plastic or the Metal Curved Back model when replacing components. All service replacement Back Assemblies with Hardware shipped will be metal. New Headrest Mounting Hardware is required when replacing an ABS Plastic Curved Back with a Metal Curved Back.

### #3 Back Assembly with Hardware - 16"-18" Wide

Overall Back Height	Material Back Height ABS Plastic Curved	Material Back Height Metal Curved	16" Wide	17" Wide	18" Wide
16"	12"	11"	1106973-NLA	1106983	1106993
17"	13"	12"	1106974	1106984	1106994
18"	14"	13"	1106975	1106985	1106995
19"	15"	14"	1106976	1106986	1106996
20"	16"	15"	1106977	1106987	1106997
21"	17"	16"	1106978	1106988	1106998
22"	18"	17"	1106979	1106989	1106999
23"	19"	18"	1106980	1106990	1107000
24"	20"	19"	1106981	1106991	1107001
25"	21"	20"	1160306	1160308	1160310
26"	22"	21"	1160307	1160309	1160311

NOTE: Hook Fastener Adhesive Kit must be ordered when a Back Pan or Back Assembly is requested. This will allow the Loop Fastener Adhesive on the Back Cover to attach properly.

## Metal Curved Back Assembly (16-24" Wide)

NOTE: Curved Back mounts only to back canes without a 10 degree bend.

NOTE: As of 8/15/08 the Curved Back material changed from ABS Plastic to Metal as inventory runs out. You must ask the customer if they have an ABS Plastic or the Metal Curved Back model when replacing components. All service replacement Back Assemblies with Hardware shipped will be metal. New Headrest Mounting Hardware is required when replacing an ABS Plastic Curved Back with a Metal Curved Back.

### #3 Back Assembly with Hardware - 19"-22" Wide

Overall Back Height	Material Back Height ABS Plastic Curved	Material Back Height Metal Curved	19" Wide	20" Wide	21" Wide	22" Wide
16"	12"	11"	1107003	1107013	1107023	1107033
17"	13"	12"	1107004	1107014	1107024	1107034
18"	14"	13"	1107005	1107015	1107025	1107035
19"	15"	14"	1107006	1107016	1107026	1107036
20"	16"	15"	1107007	1107017	1107027	1107042-NLA
21"	17"	16"	1107008	1107018	1107028	1107043
22"	18"	17"	1107009	1107019	1107029	1107044
23"	19"	18"	1107010	1107020	1107030	1107045
24"	20"	19"	1107011	1107021	1107031	1107046
25"	21"	20"	1160312	1160314	1160316	1160318
26"	22"	21"	1160313	1160315	1160317	1160319

NOTE: Hook Fastener Adhesive Kit must be ordered when a Back Pan or Back Assembly is requested. This will allow the Loop Fastener Adhesive on the Back Cover to attach properly.



## Metal Curved Back Assembly (16-24" Wide)

NOTE: Curved Back mounts only to back canes without a 10 degree bend.

NOTE: As of 8/15/08 the Curved Back material changed from ABS Plastic to Metal as inventory runs out. You must ask the customer if they have an ABS Plastic or the Metal Curved Back model when replacing components. All service replacement Back Assemblies with Hardware shipped will be metal. New Headrest Mounting Hardware is required when replacing an ABS Plastic Curved Back with a Metal Curved Back.

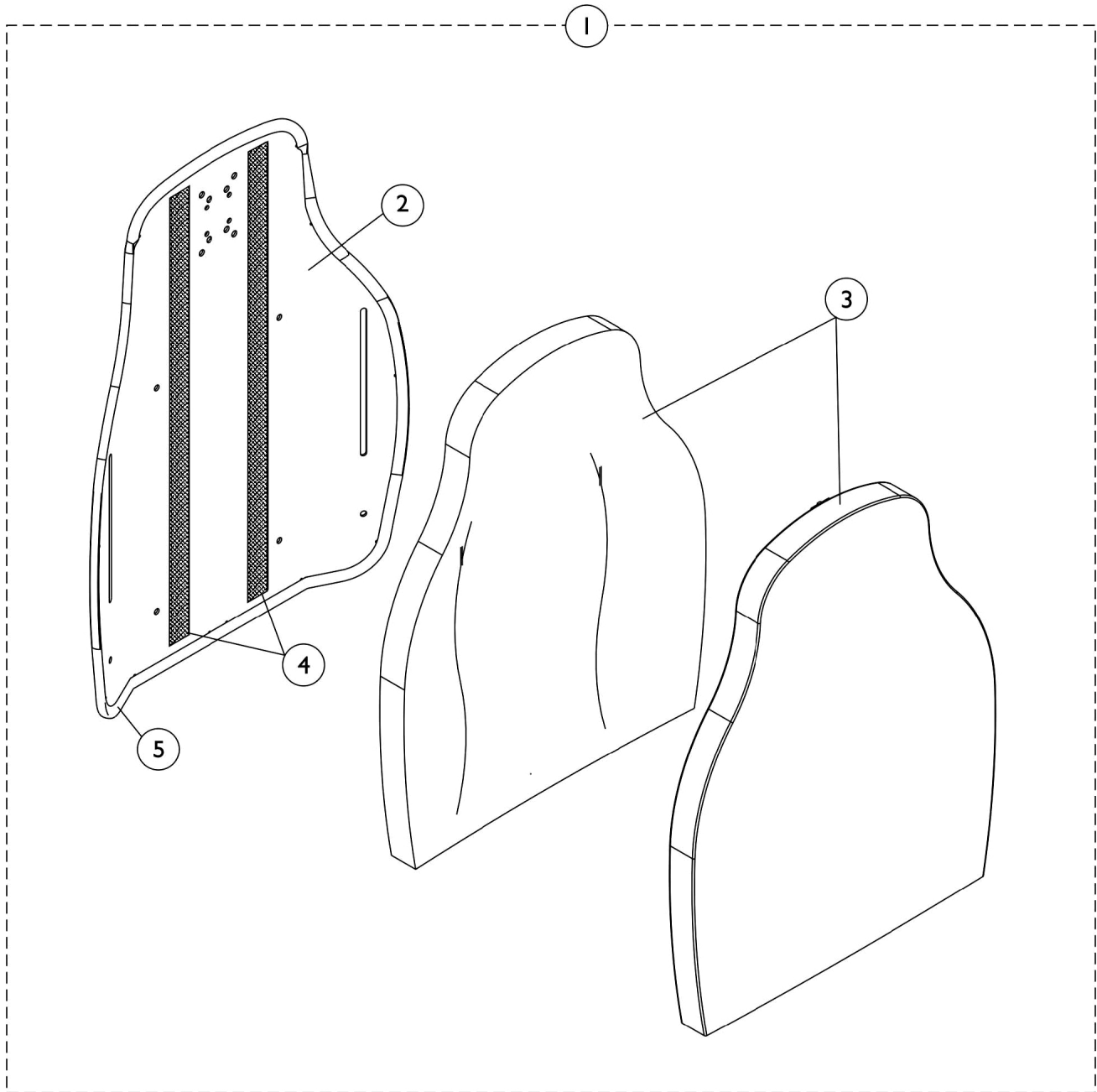
### #3 Back Assembly with Hardware - 23"-24" Wide

Overall Back Height	Material Back Height ABS Plastic Curved	Material Back Height Metal Curved	23" Wide	24" Wide
16"	12"	11"	1146430	1146434
17"	13"	12"	1146431	1146435
18"	14"	13"	1146432	1146436
19"	15"	14"	1144746	1144753
20"	16"	15"	1144747	1144754
21"	17"	16"	1144748	1144755
22"	18"	17"	1144749	1144756
23"	19"	18"	1144750	1144757
24"	20"	19"	1144751	1144758
25"	21"	20"	1144752	1144759
26"	22"	21"	1160320	1160321

NOTE: Hook Fastener Adhesive Kit must be ordered when a Back Pan or Back Assembly is requested. This will allow the Loop Fastener Adhesive on the Back Cover to attach properly.

# Contoura Back without Mounting Hardware

ADJASBA Only - Before 5/15/09



# Contoura Back without Mounting Hardware

## ADJASBA Only - Before 5/15/09

### #1 Back Assembly without Hardware 16", 18", 20", 22", 24" Wide

Overall Back Height	Material Back Height	16" Wide	18" Wide	20" Wide	22" Wide	24" Wide
25"	20"	1132828-NLA	1132829-NLA	1132830-NLA	1132831-NLA	1132832-NLA
29"	24"	1132825-NLA	1124733-NLA	1124734-NLA	1132826-NLA	1132827-NLA

### #2 Back Pan with Vinyl Edge Trim 16", 18", 20", 22", 24" Wide

Overall Back Height	Material Back Height	16" Wide	18" Wide	20" Wide	22" Wide	24" Wide
25"	20"	1131405-NLA	1131406-NLA	1131407-NLA	1131408-NLA See Note(s) A	1131409-NLA
29"	24"	1131410-NLA	1122454-NLA	1122453-NLA	1131411-NLA	1131412-NLA

NOTE: A - Item is No Longer Available. Back Assembly, part # 1132831 must be purchased for replacement.

### #3 Back Cushion Assembly 16", 18", 20", 22", 24" Wide

Overall Back Height	Material Back Height	16" Wide	18" Wide	20" Wide	22" Wide	24" Wide
25"	20"	1132820-NLA	1132821-NLA	1132822-NLA	1132823-NLA	1132824-NLA See Note(s) B
29"	24"	1132817-NLA	1125641-NLA	1125642-NLA	1132818-NLA	1132819-NLA See Note(s) A

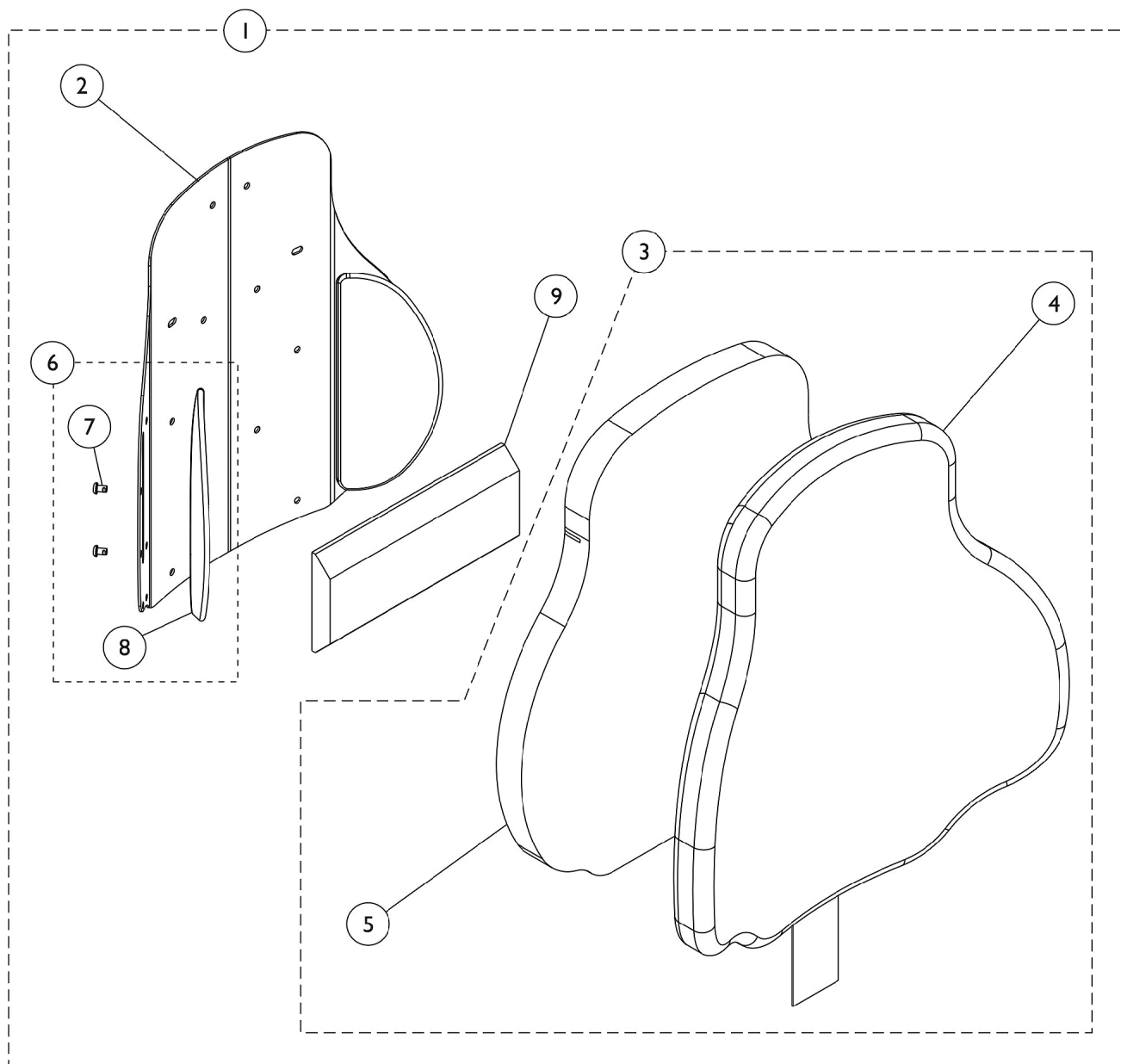
NOTE: A - Item is No Longer Available. Back Assembly, part # 1132827 must be purchased for replacement.  
B - Item is No Longer Available. Back Assembly, part # 1132832 must be purchased for replacement.

## Contoura Back without Mounting Hardware

### ADJASBA Only - Before 5/15/09

Item Number	Note	Part Number	Description	Quantity Per	
				Package	Assembly
1		See Chart	#1 Back Assembly without Hardware 16", 18", 20", 22", 24" Wide	1	1
2		See Chart	#2 Back Pan with Vinyl Edge Trim 16", 18", 20", 22", 24" Wide	1	1
3		See Chart	#3 Back Cushion Assembly 16", 18", 20", 22", 24" Wide	1	1
4		1125725-NLA	NLA - Hook Fastener w/ Adhesive Back (1" W x 48" L)	1	1
5		1125724-NLA	NLA - Trim, Edge, Cut-To-Length, Vinyl Black (96" L)	1	1

# Curve Contoura Back w/o Mounting Hardware - After 5/14/09



# Curve Contoura Back w/o Mounting Hardware - After 5/14/09

Item Number	Note	Part Number	Description	Quantity Per	
				Package	Assembly
1	A	See Chart	#1 Curved Contoura Back Kit	1	1
1	A	See Chart	#1 Mesh Curved Contoura Back Kit (CTBMSH)	1	1
3	B	See Chart	#3 Curve Contoura Back Cushion Assembly	1	1
3	B	See Chart	#3 Mesh Curve Contoura Back Cushion Assembly (CTBMSH)	1	1
6	C	1166151	Kit, Lateral Support, Contoura Back (22" H) (Pair)	1	1
			Screw, Socket, Button (1/4-20 x 3/8")	1	4
			Support, Lateral (22" H)	1	2
6	C	1163130-NLA	NLA - Kit, Lateral Support, Contoura Back (25" H) (Pair)	1	1
7			Screw, Socket, Button (1/4-20 x 3/8")	1	4
8			Support, Lateral (25" H)	1	2
6	C	1163131-NLA	NLA - Kit, Lateral Support, Contoura Back (28" H) (Pair)	1	1
7			Screw, Socket, Button (1/4-20 x 3/8")	1	4
8			Support, Lateral (28" H)	1	2
9		1084410-NLA	NLA - Support, Lumbar - Large	1	1
NOTE: A - Includes Items 2 thru 9. B - Includes Items 4 and 5. Back Cover and Foam are sold as a Back Cushion Assembly only. C - Included Items 7 and 8.					
Item #2 is a non-saleable part. Refer to item #1 Kit when ordering.					

## #1 Curved Contoura Back Kit

Overall Back Height	Material Back Height	16" Wide	18" Wide	20" Wide	22" Wide	24" Wide
22" High	17" High	1165846 See Note(s) A	1165847 See Note(s) A	1165848 See Note(s) A	1165849 See Note(s) A	1165850 See Note(s) A
25" High	20" High	1161480 See Note(s) A	1161482 See Note(s) A	1161484 See Note(s) A	1161486 See Note(s) A	1161488 See Note(s) A
28" High	23" High	1161481 See Note(s) A	1161483 See Note(s) A	1161485 See Note(s) A	1161487 See Note(s) A	1161489 See Note(s) A
NOTE: A - Includes items 2-9 Overall Back Height includes the spacing gap dimension from the bottom of the Back Assembly to the Seat Pan						

## #1 Mesh Curved Contoura Back Kit (CTBMSH)

Overall Back Height	Material Back Height	16" Wide	18" Wide	20" Wide	22" Wide	24" Wide
---------------------	----------------------	----------	----------	----------	----------	----------

# Curve Contoura Back w/o Mounting Hardware - After 5/14/09

## #1 Mesh Curved Contoura Back Kit (CTBMSH)

Overall Back Height	Material Back Height	16" Wide	18" Wide	20" Wide	22" Wide	24" Wide
22" High	17" High	1165837 See Note(s) A	1165842 See Note(s) A	1165843 See Note(s) A	1165844 See Note(s) A	1165845 See Note(s) A
25" High	20" High	1164235 See Note(s) A	1164237 See Note(s) A	1164239 See Note(s) A	1164241 See Note(s) A	1164243 See Note(s) A
28" High	23" High	1164236 See Note(s) A	1164238 See Note(s) A	1164240 See Note(s) A	1164242 See Note(s) A	1164244 See Note(s) A
NOTE: A - Includes items 2-9						
Overall Back Height includes the spacing gap dimension from the bottom of the Back Assembly to the Seat Pan						

# Curve Contoura Back w/o Mounting Hardware - After 5/14/09

## #3 Curve Contoura Back Cushion Assembly

Overall Back Height	Material Back Height	16" Wide	18" Wide	20" Wide	22" Wide	24" Wide
22" High	17" High	1166146 See Note(s) B	1166147 See Note(s) B	1166148 See Note(s) B	1166149 See Note(s) B	1166150 See Note(s) B
25" High	20" High	1163248-NLA See Note(s) B	1163250 See Note(s) B	1163252 See Note(s) B	1163254 See Note(s) B	1163256 See Note(s) B
28" High	23" High	1163249-NLA See Note(s) B	1163251 See Note(s) B	1163253 See Note(s) B	1163255 See Note(s) B	1163257-NLA See Note(s) B

NOTE: B - Includes items 4 and 5. Back Cover and Foam are sold as a Back Cushion Assembly only.

Overall Back Height includes the spacing gap dimension from the bottom of the Back Assembly to the Seat Pan

## #3 Mesh Curve Contoura Back Cushion Assembly (CTBMSH)

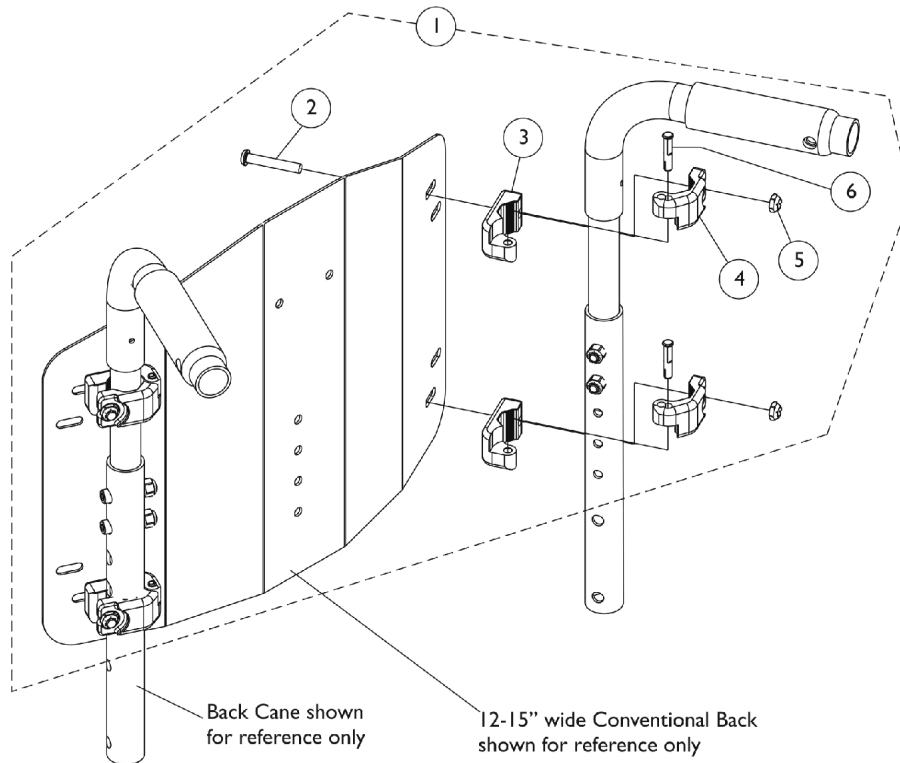
Overall Back Height	Material Back Height	16" Wide	18" Wide	20" Wide	22" Wide	24" Wide
22" High	17" High	1166141 See Note(s) B	1166142 See Note(s) B	1166143 See Note(s) B	1166144 See Note(s) B	1166145 See Note(s) B
25" High	20" High	1171642-NLA See Note(s) B	1171644-NLA See Note(s) B	1171646-NLA See Note(s) B	1171648-NLA See Note(s) B	1171650-NLA See Note(s) B
28" High	23" High	1171643-NLA See Note(s) B	1171645-NLA See Note(s) B	1171647-NLA See Note(s) B	1171649-NLA See Note(s) B	1171651-NLA See Note(s) B

NOTE: B - Includes items 4 and 5. Back Cover and Foam are sold as a Back Cushion Assembly only.

Overall Back Height includes the spacing gap dimension from the bottom of the Back Assembly to the Seat Pan

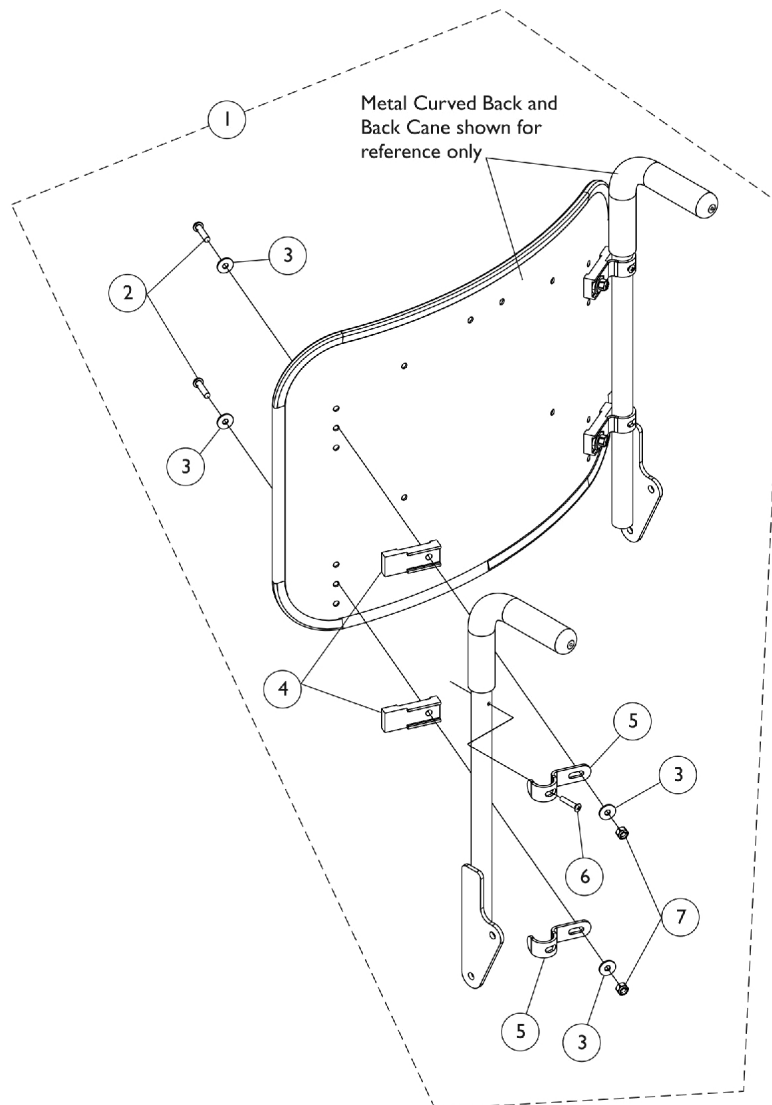


# Conventional Back Mounting Hardware (12" - 15" W)



Item Number	Note	Part Number	Description	Quantity Per	
				Package	Assembly
1	A	1148440	Kit, Conventional Back Mounting Hardware (12"-15" Wide)	1	1
2			Screw, Socket Button Head (1/4-20 x 1-1/2")	1	4
3			NLA - Clamp, Inner	1	4
4			NLA - Clamp, Outer	1	4
5			Locknut (1/4-20)	1	4
6			NLA - Pin, Hinge	1	4
NOTE: A - Includes items 2-6					

# Metal Curved (16-24" Wide) Back Mounting Hardware

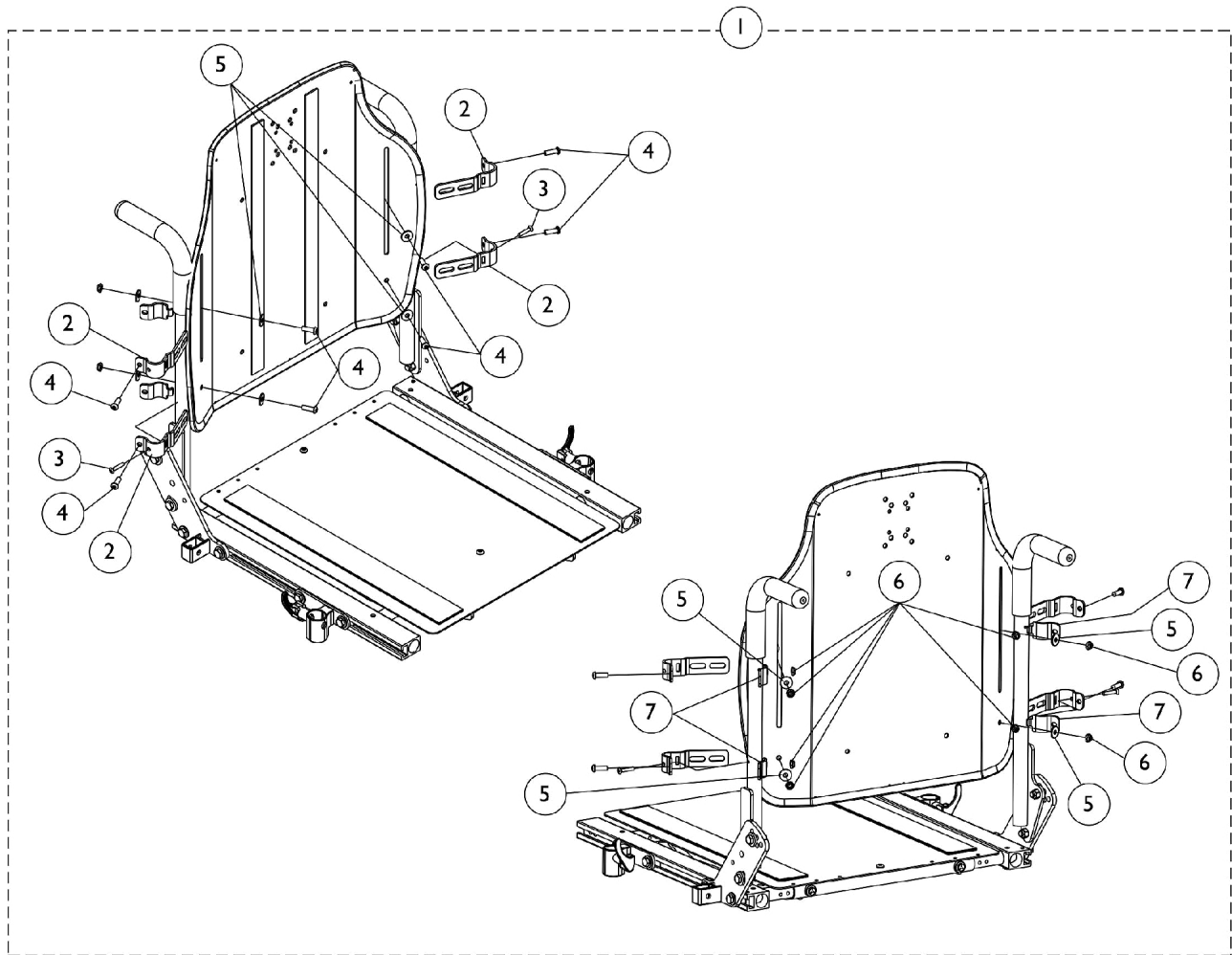


Item Number	Note	Part Number	Description	Quantity Per	
				Package	Assembly
1	A	1157925	Kit, Metal Curved and Curve Contoura Back Mounting Hardware	1	1
2			NLA - Screw, Cap, Button Head, Socket (1/4-20 x 1")	1	4
3			Washer (1/4 x 23/32 x 1/16")	1	8
4			Spacer, Back Pan, Black	1	4
5			Hook, Back Assembly Mounting	1	4
6			NLA - Screw, Phillips Oval Head (#10-16 x 7/8")	1	2
7			Locknut (1/4-20)	1	4

NOTE: A - Includes items 2-7

# Contoura Back Mounting Hardware

## ADJASBA Only - Before 5/15/09

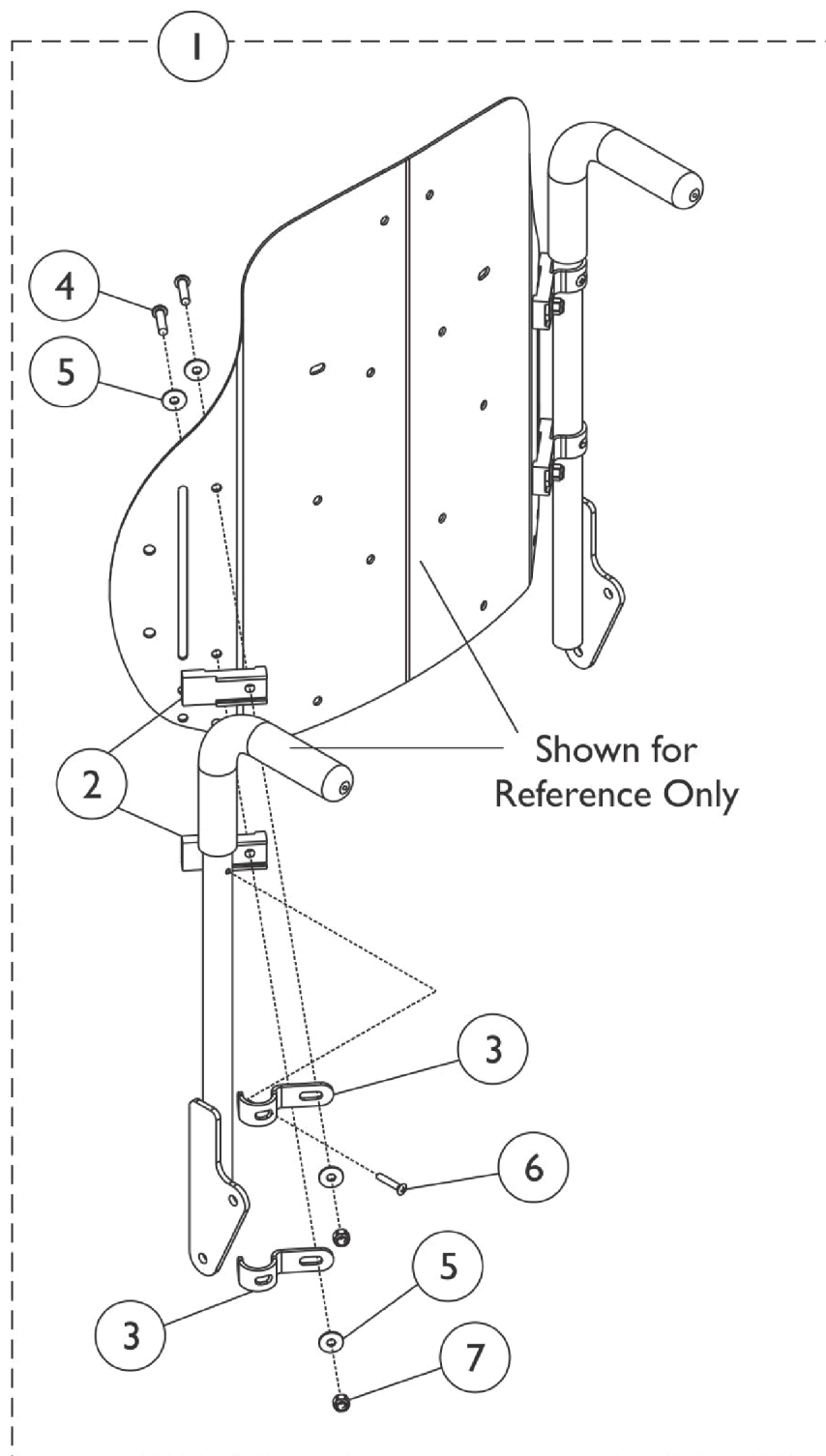


## Contoura Back Mounting Hardware

### ADJASBA Only - Before 5/15/09

Item Number	Note	Part Number	Description	Quantity Per	
				Package	Assembly
1	A	1140945	Kit, Contoura Back Mounting Hdwr. - Round Canes	1	1
2			Bracket, Back Mounting, Front, Black	1	4
3			NLA - Screw, Phillips Oval Head (#10-16 x 7/8")	1	2
4			Screw, Socket Button (1/4-20 x 3/4")	1	8
5			Washer (1/4 x 23/32 x 1/16")	1	8
6			Locknut (1/4-20)	1	8
7			Bracket, Back Mounting, Rear, Black	1	4
NOTE: A - Includes items 2-7					

## Curve Contoura Mounting Back Hardware - After 5/14/09

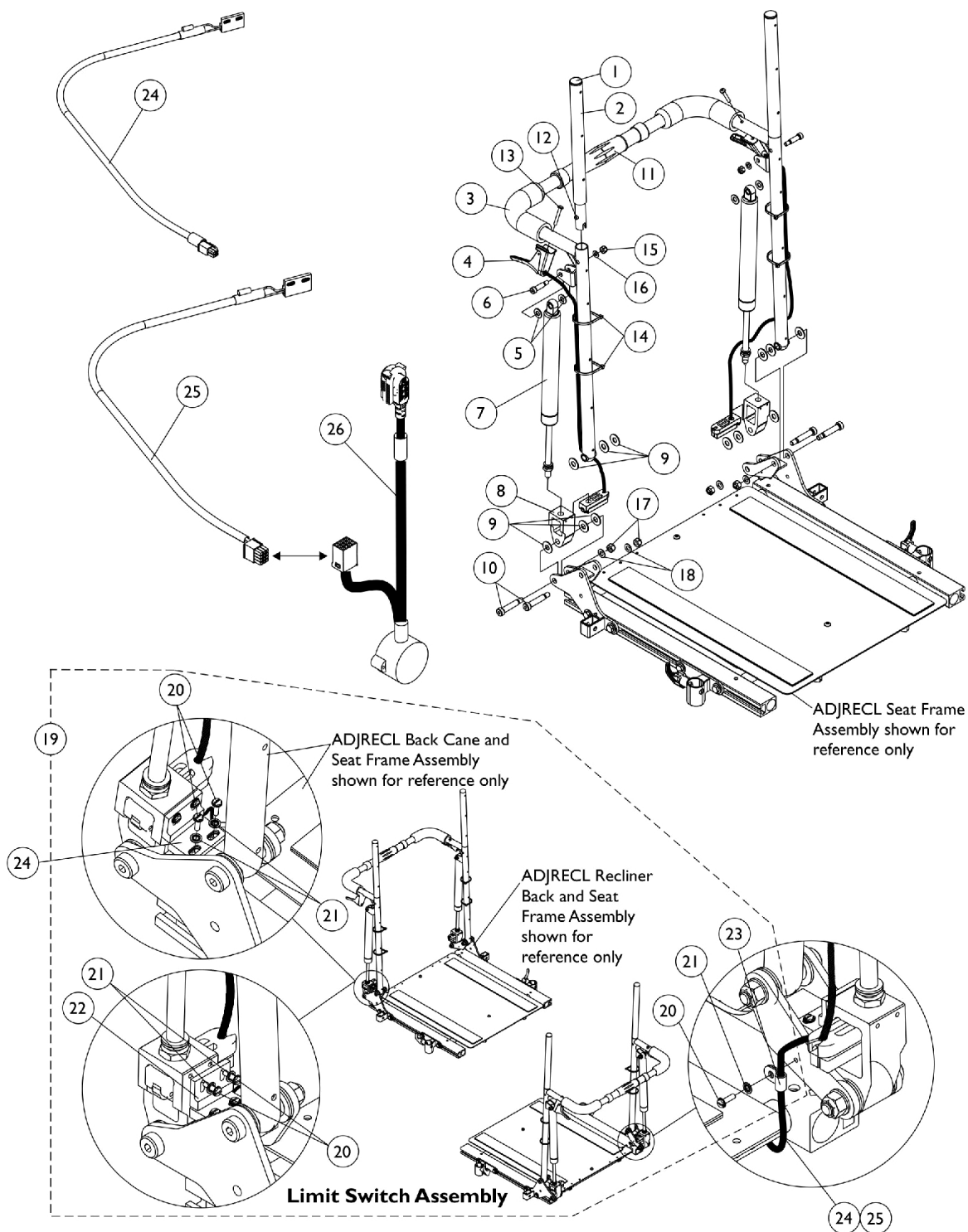


## Curve Contoura Mounting Back Hardware - After 5/14/09

Item Number	Note	Part Number	Description	Quantity Per	
				Package	Assembly
1	A	1157925	Kit, Metal Curved and Curve Contoura Back Mounting Hardware	1	1
2			Spacer, Back Pan, Black	1	4
3			Hook, Back Assembly Mounting	1	4
4			Screw, Socket Button Head (1/4-20 x 1")	1	4
5			Washer (1/4 x 23/32 x 1/16")	1	8
6			NLA - Screw, Phillips Oval Head (#10-16 x 7/8")	1	2
7			Locknut (1/4-20)	1	4
NOTE: A - Includes Items 2 thru 7.					

# Recliner Back Assembly

## ADJRECL Seat Frames



# Recliner Back Assembly

## ADJRECL Seat Frames

### #3 Back Cane with Grip

Back Height	16"-17" Wide Rt.	16"-17" Wide Lt.	18"-22" Wide Rt.	18"-22" Wide Lt.
18" H	1052079	1052080	1052089	1052090
20" H	1052081	1052082	1052091	1052092
22" H	1052083	1052084	1052093	1052094
24" H	1052085	1052086	1052095	1052096
26" H	1052087	1052088	1052097	1052098



## Recliner Back Assembly

### ADJRECL Seat Frames

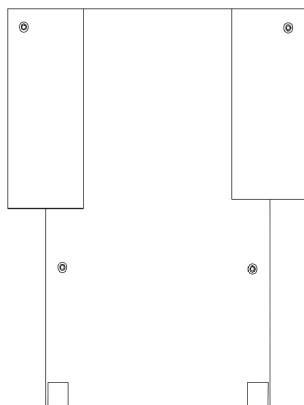
Item Number	Note	Part Number	Description	Quantity Per	
				Package	Assembly
1		1027095	Plug Button, Black (7/8")	1	2
2		1052997-NLA	NLA - Headrest Tube Assembly, Black - Right	1	1
2		1052998-NLA	NLA - Headrest Tube Assembly, Black - Left	1	1
3		See Chart	#3 Back Cane with Grip	1	1
4	B	1050214	Cable with Trigger	1	2
4	C	1050215	Cable with Trigger	1	2
4	D	1050216	Cable with Trigger	1	2
5		1026032	Washer, Nylon (11/32 x 11/16 x 1/16")	1	4
6		1050153	Screw, Shoulder Hex Socket Head (5/16 x 7/8", 1/4-20)	1	2
7	E	1050154	Cylinder, Lock, Recline	1	2
7	F	1050306	Cylinder, Lock	1	2
8		1050136	Pivot, Block	1	2
9		1012371	Washer, Nylon (3/8 x 7/8 x 1/16")	1	12
10		1031665	Screw, Shoulder Hex Socket Head (3/8 x 1-1/2", 5/16-18)	1	4
11	G	1050293	Bar, Spreader, Black (14-20" W)	1	1
11	H	1050294	Bar, Spreader, Black (21-24" W)	1	1
12		1024713	Spring, Torsion w/ Button	1	2
13		1091417-NLA	NLA - Screw, Phillips Pan Head (#10-24 x 1-1/4")	1	2
14		1095503-NLA	NLA - Package, Tie Wrap (5-5/8" L)	10	1
15		1025736	Locknut (1/4-20)	1	2
16		1026907	Washer (1/4 x 1/2 x 1/16")	1	2
17		1026158	Locknut (5/16-18)	1	4
18		1025704	Washer, Flat (5/16 x 5/8 x 1/16")	1	4
19	A	1134498	Kit, Limit Switch Assembly	1	1
20			NLA - Screw, Slotted Hex Washer Head Tap (#4-3/8")	1	5
21			NLA - Washer, Internal Tooth Lock (#4-40)	1	5
22			Sensor, Actuator Switch	1	1
23			NLA - Clamp, Cable	1	1
24	I	1146573-NLA	NLA - Cable, Drive Lockout Sensor, MK6i	1	1
25	J	1144926	Cable, Drive Lockout Sensor, MK6i	1	1
26	K	1142231	Cable, GB TT Interface	1	1

## Recliner Back Assembly

### ADJRECL Seat Frames

NOTE: A - Includes items 20-23. Cable sensor is not included, see item 24  
B - 26" high back canes  
C - 22-24" high back canes  
D - 18-20" high back canes  
E - 250 lb. weight limit  
F - 251-400 lb. weight limit  
G - 16-17" wide  
H - 18-24" wide  
I - Drive Lockout Sensor Cable used for chairs manufactured with MK6i electronics and 4-Pole Motors only.  
J - Drive Loutout Sensoe Cable used with item 26 GB TT Interface Cable for chairs manufactured with MK6i electronics and GB TT Motors only.  
K - Interface Cable used with items 25 Drive Lockout Sensor Cable for chairs manufactured with MK6i electronics and GB TT Motors only.

## Back Upholstery - Nylon



**Single Liners**

Width	12"-13" High	14"-15" High	16"-17" High	18"-19" High	20" High	21"-22" High	23"-24" High
12" W	1045221-NLA	1045222-NLA	1045257-NLA	1045258-NLA	N/A	N/A	N/A
13" W	1045223-NLA	1045224-NLA	1045259-NLA	1045260-NLA	N/A	N/A	N/A
14" W	1049939-NLA	1049942	1045173	1045205	1068945	1045157	1054527-NLA
15" W	1049940-NLA	1049943-NLA	1045174	1045206	1068946	1045158	1054528-NLA
16" W	1049941-NLA	1049944	1045175	1045207	1068947	1045159	1054529
17" W	N/A	1049945	1045176	1045208	1068948	1045160	1054530
18" W	N/A	1049946	1045177	1045209	1068949	1045161	1054531

# Back Upholstery - Nylon

## Dual Liners

Width	16"-17" High	18" - 19" High	20" High	21" - 22" High	23" - 24" High
14" W	1045178	1045210	1068950	1045162	1054532
15" W	1045179	1045211	1068951	1045163	1054533
16" W	1045180	1045212	1068952	1045164	1054534
17" W	1045181	1045213	1068953	1045165	1054535
18" W	1045182	1045214	1068954	1045166	1054536
19" W	1045183	1045215	1068955	1045167	1054537
20" W	1045184	1045216	1068956	1045168	1054538
21" W	1045185	1045217	1068957	1045169	1054539
22" W	1045186	1045218	1068958	1045170	1054540
23" W	1045187-NLA	1045219-NLA	1068959-NLA	1045171-NLA	1054541-NLA
24" W	1045188-NLA	1045220-NLA	1068960-NLA	1045172-NLA	1054542-NLA


NOTE: Dual liner back upholstery is used with chairs that have a seat deeper than 17" or back wider than 18".

## Back Upholstery Hardware

Item Number	Note	Part Number	Description	Quantity Per	
				Package	Assembly
	A	1026298	Package, Screw with Washer (#10 x 7/8") (Pair)	2	1
	A	See Chart	Dual Liners - Nylon	1	1
	A	See Chart	Single Liners	1	1

NOTE: A - Not Shown

## Back Upholstery - Nylon Recliner



**Single Liners**

Width	18" High	20" High	22" High	24" High	26" High
16" W	1050314	1050319	1050324	1050329	1050334
17" W	1050315	1050320	1050325	1050330	1050335-NLA
18" W	1050316	1050321	1050326	1050331	1050336

## Back Upholstery - Nylon Recliner

### Dual Liners

Width	18" High	20" High	22" High	24" High	26" High
16" W	1050339	1050350	1050361	1050372	1050383
17" W	1050340	1050351	1050362	1050373	1050384
18" W	1050341	1050352	1050363	1050374	1050385
19" W	1050342	1050353	1050364	1050375	1050386
20" W	1050343	1050354	1050365	1050376	1050387
21" W	1050344	1050355	1050366	1050377	1050388
22" W	1050345	1050356	1050367	1050378	1050389
23" W	1050346-NLA	1050357-NLA	1050368-NLA	1050379-NLA	1050390-NLA
24" W	1050347-NLA	1050358-NLA	1050369-NLA	1050380-NLA	1050391-NLA

NOTE: Dual liner back upholstery is used with chairs that have a seat deeper than 17" or back wider than 18".

Back Upholstery Hardware	1027059
Consists of:	
10 each	Screw with Washer (#10 x 7/8")

# Headrest Upholstery and Pillows

## Recliner

### Nylon Headrest

Chair Width	Part Number
16" W	1054628-NLA
17" W	1055281-NLA
18" W	1054629-NLA
19" W	1055282-NLA
20" W	1055283-NLA
21" W	1055284-NLA
22" W	1055285-NLA
23" W	1055286-NLA
24" W	1055287-NLA

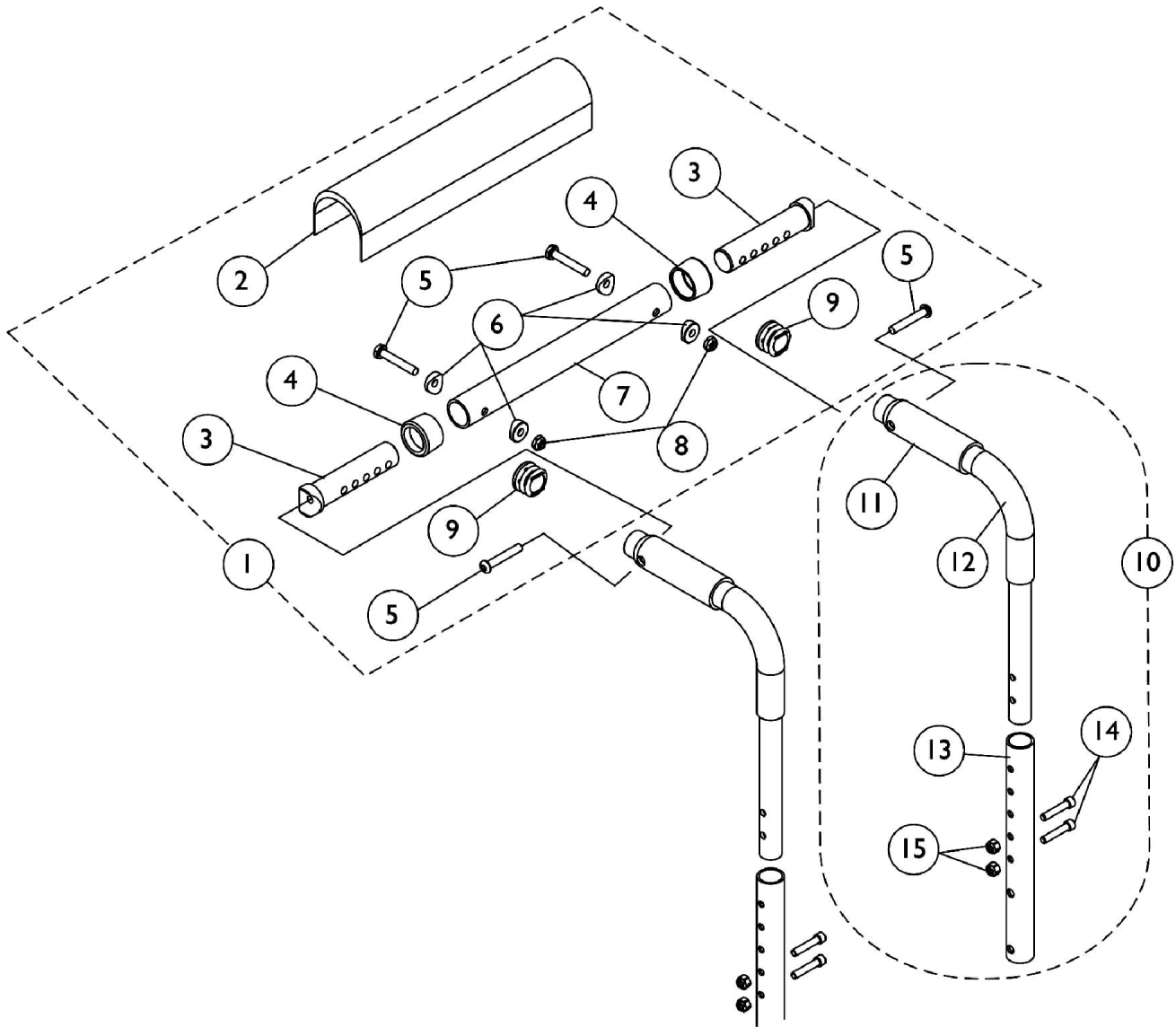
Back Upholstery Hardware	1030441
Consists of:	
6 each	Screw with Washer (10 x 7/8")

### Headrest Pillows - Nylon

Chair Width	16"-18" W	19"-22" W	23"-24" W
Part Number	1054896	1054598	1055274-NLA

# Back Canes and Spreader Bars

## For ADJASBA Seats (12"-16" Wide)





## Back Canes and Spreader Bars

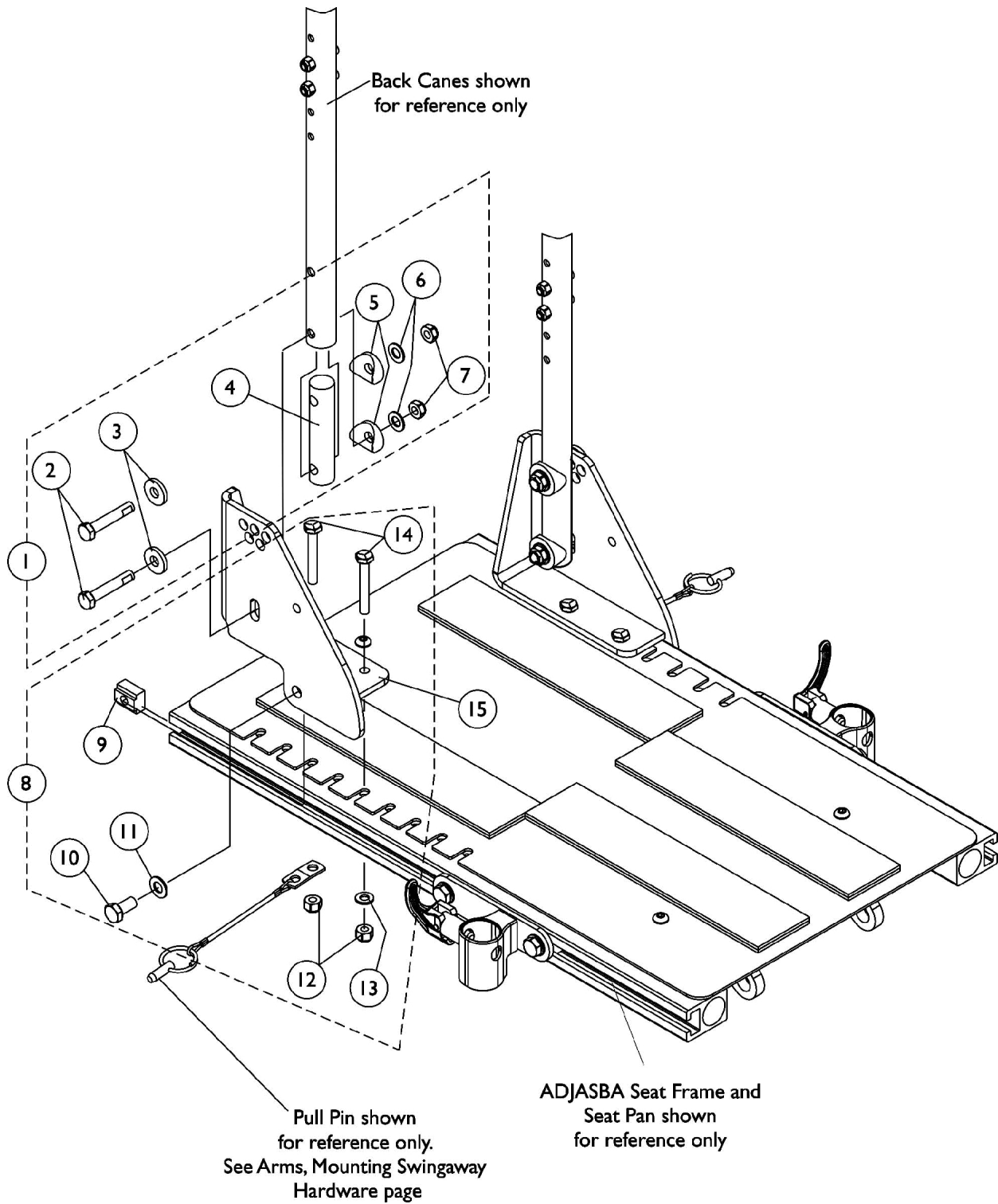
### For ADJASBA Seats (12"-16" Wide)

Item Number	Note	Part Number	Description	Quantity Per	
				Package	Assembly
1	A	1126147	Kit, Spreader Bar Assembly (12"-16" Wide)	1	1
2			Cover, Spreader Bar (16-20" W)	1	1
3			NLA - Insert, Spreader Bar Connector, Black	1	2
4			Anti-Rattle (1")	1	2
5			Screw, Socket Button Head (1/4-20 x 1-1/2")	1	4
6			Spacer, Coved (1/4 x 11/16 x 1/2")	1	4
7			NLA - Tube, Spreader Bar, Black	1	1
8			Locknut (1/4-20)	1	2
9			Plug Button, Black (1")	1	2
10	B	1127154-NLA	NLA - Kit, Back Cane Assembly with Hardware (12"-15" Back Height)	1	1
11			Grip, Hand, Foam (4")	1	1
12			Handle, Push, Black	1	1
13			Cane, Back, Lower, Black - Right/Left (12-15" H)	1	1
14			Screw, Socket Head (1/4-20 x 1-1/4")	1	2
15	B	1127155-NLA	Locknut (1/4-20)	1	2
10			NLA - Kit, Back Cane Assembly with Hardware (16"-19" Back Height)	1	1
11			Grip, Hand, Foam (4")	1	1
12			Handle, Push, Black	1	1
13			Cane, Back, Lower, Black - Right/Left (16-19" H)	1	1
14	B	1127156	Screw, Socket Head (1/4-20 x 1-1/4")	1	2
15			Locknut (1/4-20)	1	2
10			Kit, Back Cane Assembly with Hardware (20"-22" Back Height)	1	1
11			Grip, Hand, Foam (4")	1	1
12			Handle, Push, Black	1	1
13	B	1135505	Cane, Back, Lower, Black - Right/Left (20-22" H)	1	1
14			Screw, Socket Head (1/4-20 x 1-1/4")	1	2
15			Locknut (1/4-20)	1	2
11			Package, Foam Hand Grip (4" L)	10	1

NOTE: A - Includes items 2-9  
B - Includes items 11-15

# Back Cane Attaching Hardware

## For ADJASBA Seats (12"-16" Wide)

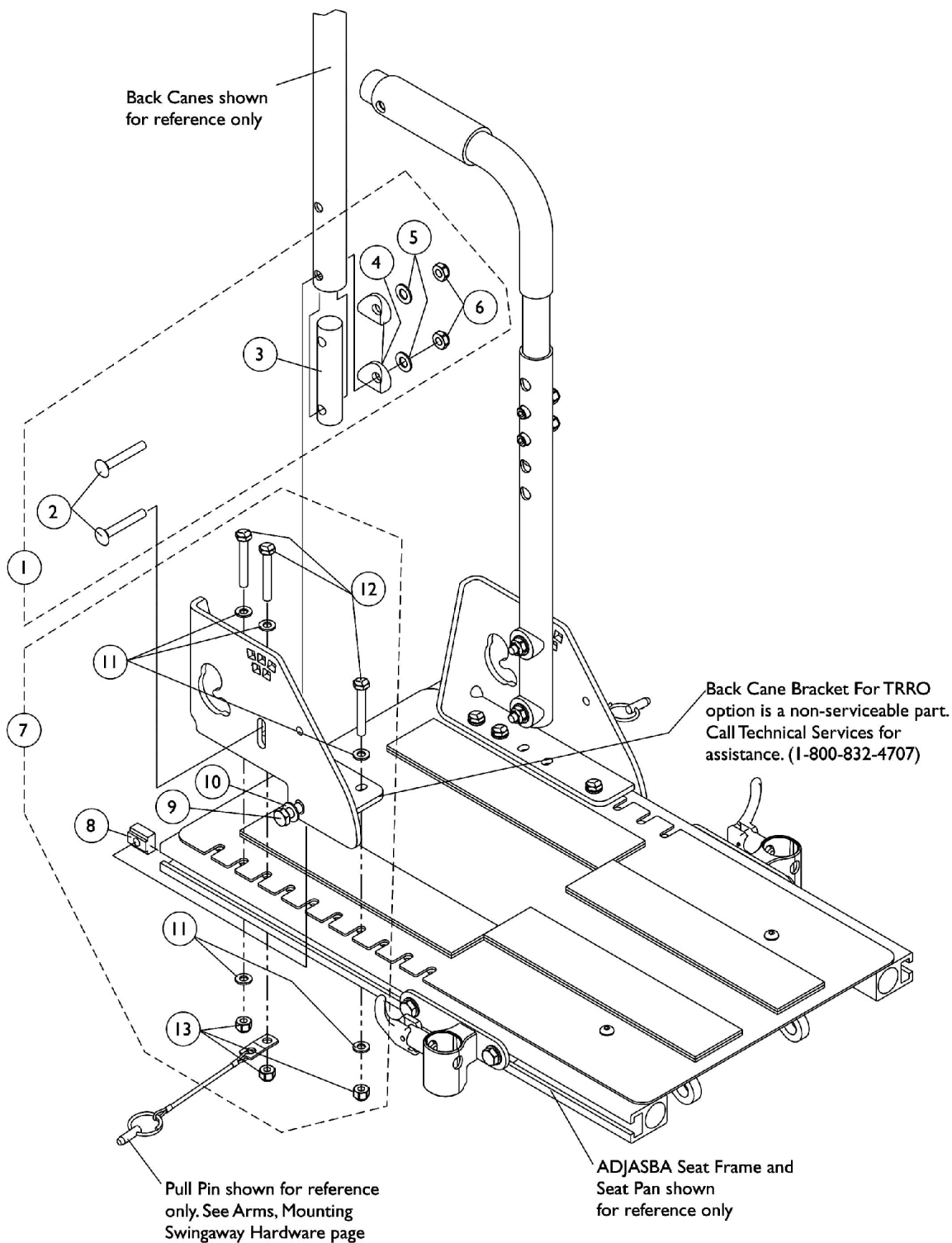


## Back Cane Attaching Hardware For ADJASBA Seats (12"-16" Wide)

Item Number	Note	Part Number	Description	Quantity Per	
				Package	Assembly
1	A	1126146-NLA	Kit, Back Cane Attaching Hardware	2	1
2			NLA - Screw, Hex Head w/ Patch (5/16-18 x 1-3/4")	1	4
3			Washer, Flat (21/64 x 53/64 x 7/64")	1	4
4			NLA - Insert, Back Cane	1	2
5			Spacer, Coved (3/4 x 1 x 1/2")	1	4
6			Washer, Flat (5/16 x 5/8 x 1/16")	1	4
7			Locknut (5/16-18)	1	4
8	B	1135499-NLA	NLA - Kit, Back Cane Bracket Mounting Hardware	2	1
9			T-Nut (5/16-18)	1	2
10			Screw, Hex Head w/ Patch (5/16-18 x 5/8")	1	2
11			Washer, Flat (5/16 x 5/8 x 1/16")	1	2
12			Locknut (1/4-20)	1	4
13			Washer (1/4 x 1/2 x 1/16")	1	2
14			NLA - Screw, Hex Head (1/4-20 x 1-3/4")	1	4
15		1133597-NLA	NLA - Bracket, Back Cane Mounting, Black - Right	1	1
15		1133598-NLA	NLA - Bracket, Back Cane Mounting, Black - Left	1	1
NOTE: A - Includes items 2-7 B - Includes items 9-14					

# Back Cane Attaching Hardware

## For ADJASBA Seats (12"-16" W x 12"-15" D) TRRO Option



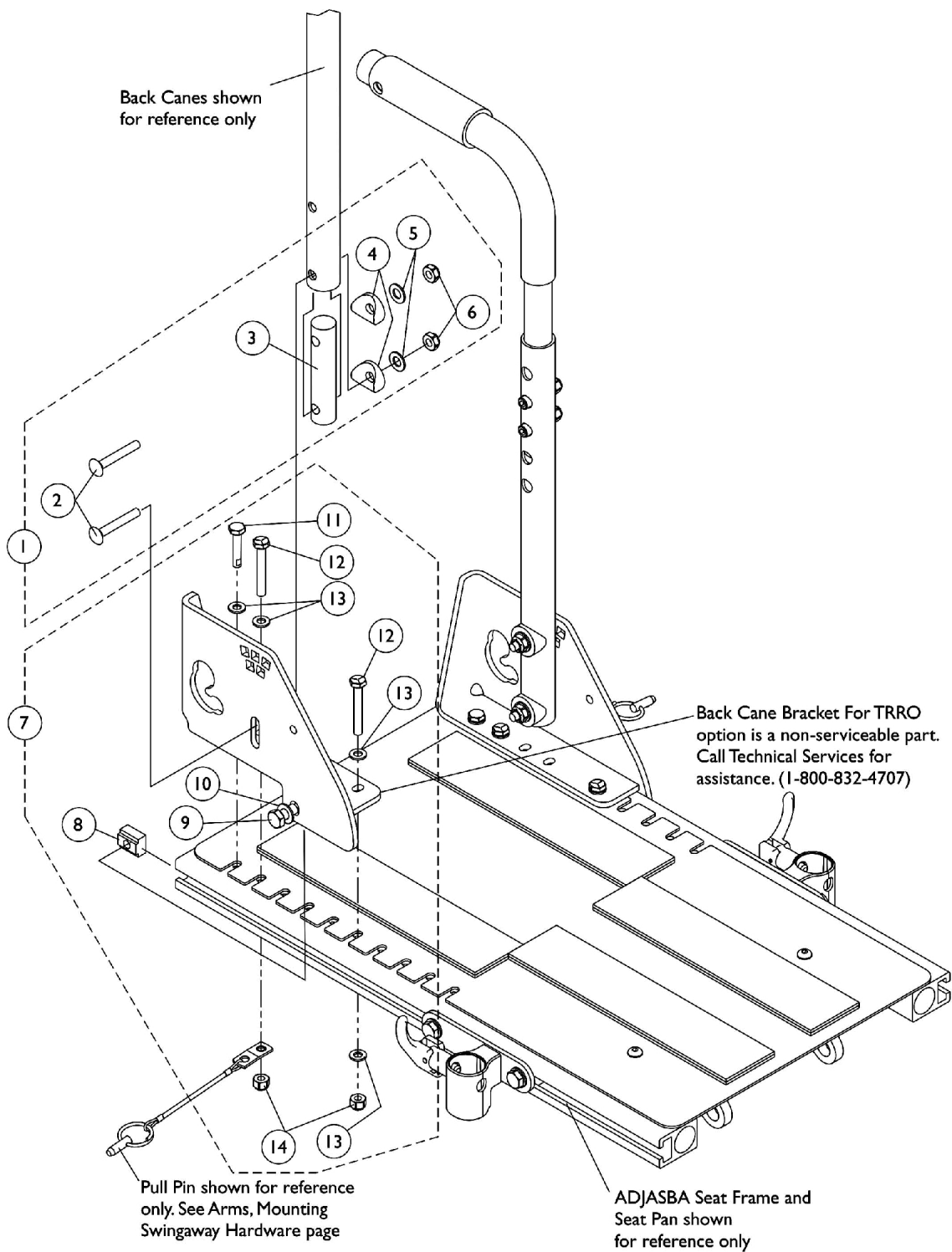
## Back Cane Attaching Hardware

### For ADJASBA Seats (12"-16" W x 12"-15" D) TRRO Option

Item Number	Note	Part Number	Description	Quantity Per	
				Package	Assembly
1	A	1139553	Kit, Back Cane Attaching Hardware For TRRO Option	2	1
2			Bolt, Round Head Square Neck (5/16-18 x 1-3/4")	1	4
3			NLA - Insert, Back Cane	1	2
4			Spacer, Coved (3/4 x 1 x 1/2")	1	4
5			Washer, Flat (5/16 x 5/8 x 1/16")	1	4
6			Locknut (5/16-18)	1	4
7	B	1136026-NLA	NLA - Kit, Back Cane Bracket Mounting Hardware For TRRO Option (12"-15" Deep)	2	1
8			T-Nut (5/16-18)	1	2
9			Screw, Hex Head w/ Patch (5/16-18 x 5/8")	1	2
10			Washer, Flat (5/16 x 5/8 x 1/16")	1	2
11			Washer (1/4 x 1/2 x 1/16")	1	10
12			NLA - Screw, Hex Head (1/4-20 x 1-3/4")	1	6
13			Locknut (1/4-20)	1	6
NOTE: A - Includes items 2-6 B - Includes items 8-13					

# Back Cane Attaching Hardware

## For ADJASBA Seats (12"-16" W x 16"-18" D) TRRO Option



## Back Cane Attaching Hardware

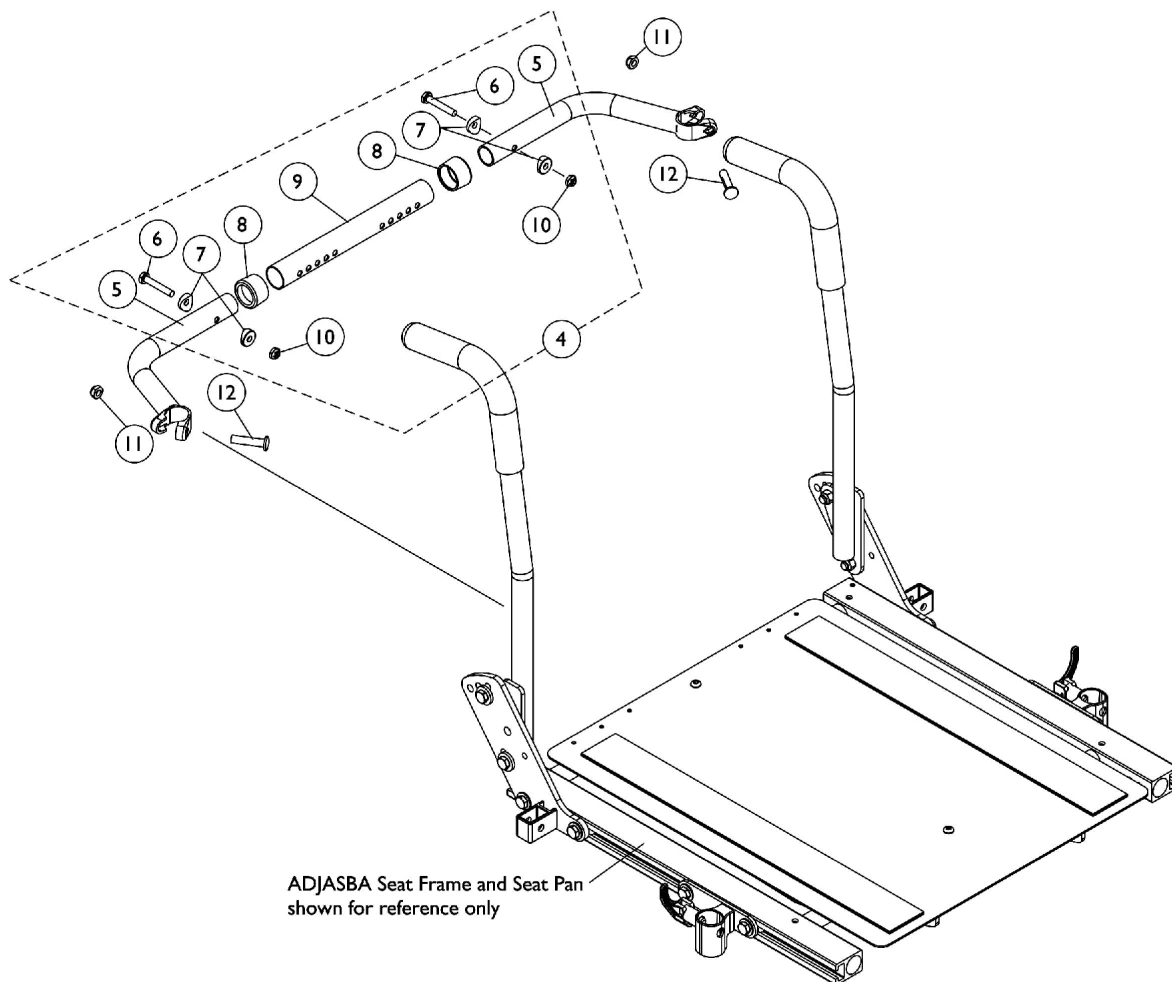
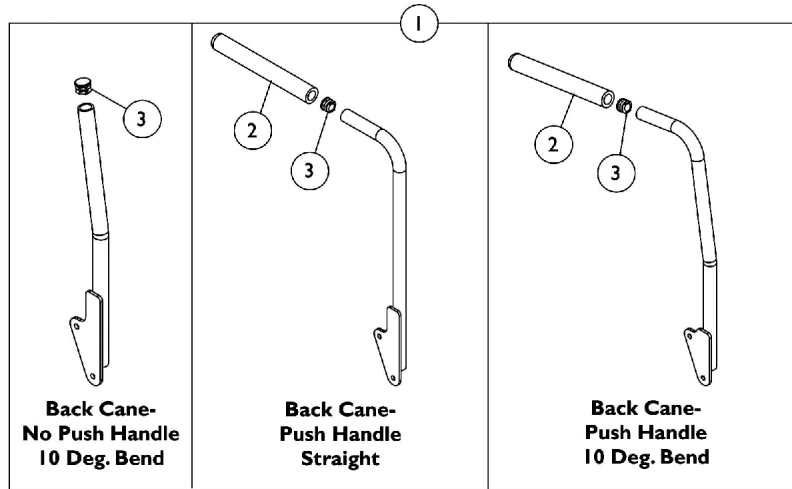
### For ADJASBA Seats (12"-16" W x 16"-18" D) TRRO Option

Item Number	Note	Part Number	Description	Quantity Per	
				Package	Assembly
1	A	1139553	Kit, Back Cane Attaching Hardware For TRRO Option	2	1
2			Bolt, Round Head Square Neck (5/16-18 x 1-3/4")	1	4
3			NLA - Insert, Back Cane	1	2
4			Spacer, Coved (3/4 x 1 x 1/2")	1	4
5			Washer, Flat (5/16 x 5/8 x 1/16")	1	4
6			Locknut (5/16-18)	1	4
7	B	1136027-NLA	NLA - Kit, Back Cane Bracket Mounting Hardware For TRRO Option (16"-18" Deep)	2	1
8			T-Nut (5/16-18)	1	2
9			Screw, Hex Head w/ Patch (5/16-18 x 5/8")	1	2
10			Washer, Flat (5/16 x 5/8 x 1/16")	1	2
11			NLA - Screw, Hex Head w/ Patch (1/4-20 x 1-1/4")	1	2
12			NLA - Screw, Hex Head (1/4-20 x 1-3/4")	1	4
13			Washer (1/4 x 1/2 x 1/16")	1	8
14			Locknut (1/4-20)	1	4
NOTE: A - Includes items 2-6 B - Includes items 8-14					

# Back Canes and Spreader Bars

## For ADJASBA Seats (16"-24" Wide)

Contoura, Curve Contoura, Metal Curved and Conventional Backs 16"-24" Wide for ADJASBA Seating do not utilize a Spreader Bar Assembly.





## Back Canes and Spreader Bars

### For ADJASBA Seats (16"-24" Wide)

**Contoura, Curve Contoura, Metal Curved and Conventional Backs 16"-24" Wide for ADJASBA Seating do not utilize a Spreader Bar Assembly.**

Item Number	Note	Part Number	Description	Quantity Per	
				Package	Assembly
1	A	See Chart	#1 Back Cane Assemblies	1	1
2		1135506	Package, Foam Hand Grip (9" L)	10	1
3		1134426	Package, Plug Button, Black (3/4")	10	1
4		1125709	Kit, Spreader Bar Assembly (16"-20" Wide)	1	1
5			NLA - Handle, Spreader Bar, Black	1	2
6			Screw, Hex Head (1/4-20 x 1-1/2")	1	2
7			Spacer, Coved (1/4 x 11/16 x 1/2")	1	4
8			Anti-Rattle (1")	1	2
9			Tube, Spreader Bar, Adjustable, Black (16 - 20" W)	1	1
10	A	1125710	Locknut (1/4-20)	1	2
4			Kit, Spreader Bar Assembly 20"-24" Wide	1	1
5			NLA - Handle, Spreader Bar, Black	1	2
6			Screw, Hex Head (1/4-20 x 1-1/2")	1	2
7			Spacer, Coved (1/4 x 11/16 x 1/2")	1	4
8			Anti-Rattle (1")	1	2
9		1025730	Tube, Spreader Bar, Adjustable, Black (20 - 24" W)	1	1
10			Locknut (1/4-20)	1	2
11			Locknut (5/16-24)	1	2
12		1031026	Screw w/ Lug (5/16-24 x 1-3/8")	1	2

NOTE: A - Includes items 5-10

#### #1 Back Cane Assemblies

Back Height	Back Cane-No Push Handle 10 Deg. Bend Right	Back Cane-No Push Handle 10 Deg. Bend Left	Back Cane-Push Handle Straight Right	Back Cane-Push Handle Straight Left	Back Cane-Push Handle 10 Deg. Bend Right	Back Cane-Push Handle 10 Deg. Bend Left
12"	1134058	1134059	1133785	1133786	1133814-NLA	1133815-NLA
13"	1134060	1134061	1133787	1133788	1133816-NLA	1133817-NLA
14"	1134062	1134063	1133789	1133790	1133818-NLA	1133819-NLA
15"	1134064	1134065	1133791	1133792	1133820-NLA	1133821-NLA
16"	1134066	1134067	1133793	1133794	1133822	1133823
17"	1134068	1134069	1133795	1133796	1133824	1133825
18"	1134070	1134071	1143334 See Note(s) B	1143335 See Note(s) B	1133826	1133827
19"	1134072	1134073	1133799	1133800	1133828	1133829
20" See Note(s) C	1134074	1134075	1133801 See Note(s) C	1133802 See Note(s) C	1133830	1133831
21"	1134076	1134077	1136011 See Note(s) A	1136012 See Note(s) A	1133832	1133833

# Back Canes and Spreader Bars

## For ADJASBA Seats (16"-24" Wide)

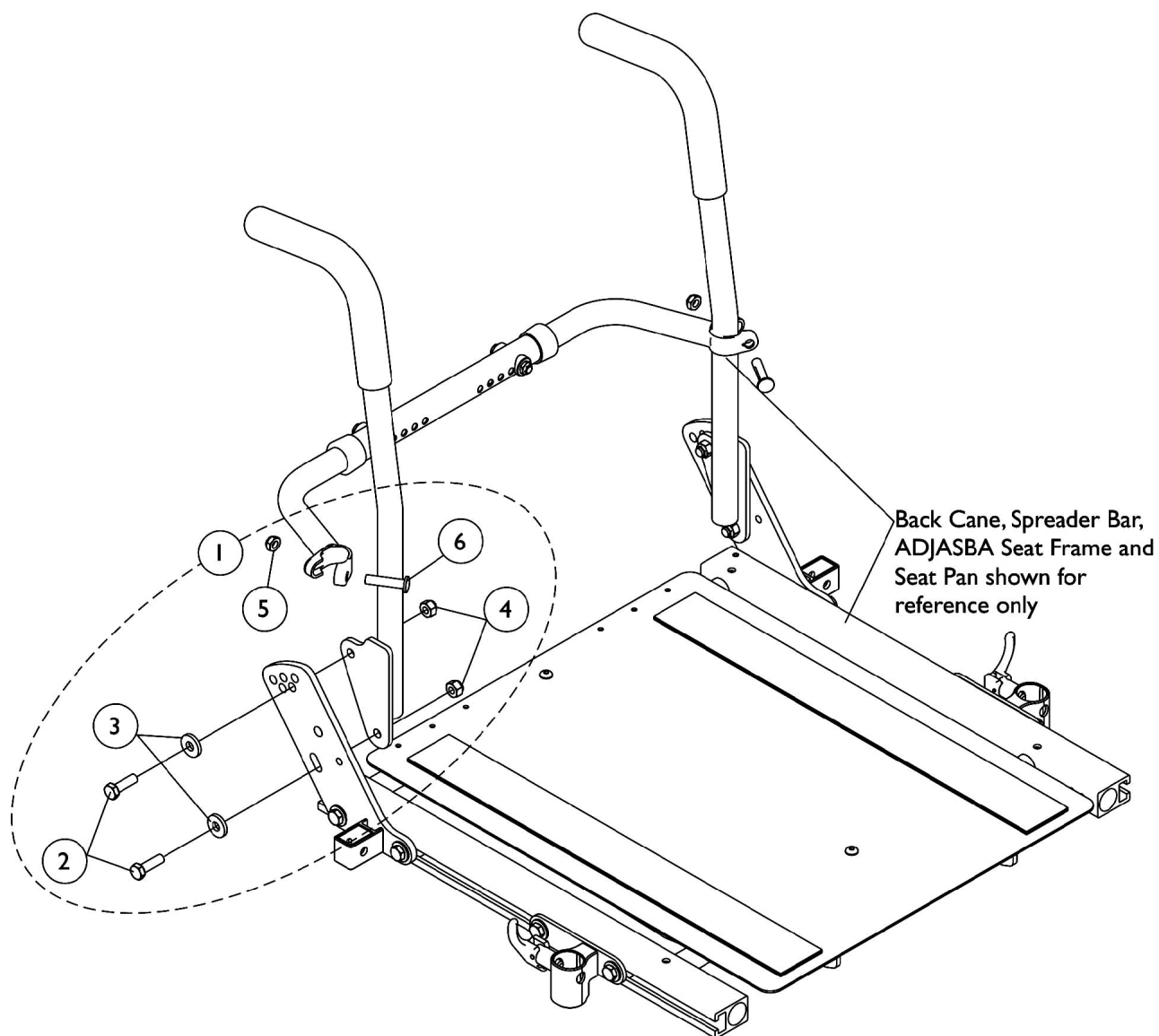
Contoura, Curve Contoura, Metal Curved and Conventional Backs 16"-24" Wide for ADJASBA Seating do not utilize a Spreader Bar Assembly.

### #1 Back Cane Assemblies

Back Height	Back Cane- No Push Handle 10 Deg. Bend Right	Back Cane- No Push Handle 10 Deg. Bend Left	Back Cane- Push Handle Straight Right	Back Cane- Push Handle Straight Left	Back Cane- Push Handle 10 Deg. Bend Right	Back Cane- Push Handle 10 Deg. Bend Left
22"	1134078	1134079	1136013	1136014	1133834	1133835
23"	1134080	1134081	1136015 See Note(s) A	1136016 See Note(s) A	1133837	1133838
24"	1134082	1134083	1136017 See Note(s) A	1136018 See Note(s) A	1133839	1133840
25"	N/A	N/A	1160328 See Note(s) A	1160329 See Note(s) A	N/A	N/A
26"	N/A	N/A	1160330 See Note(s) A	1160331 See Note(s) A	N/A	N/A
NOTE: A - 21"-26" High Straight Back Canes with Push Handles are only offered On-Chair when the Back Upholstery is omitted B - Wheelchairs manufactured before 5/15/09 with a Contoura Back 25" or 29" high and wheelchairs manufactured after 5/14/09 with a Curve Contoura Back 22" high will use the 18" high Straight Back Cane w/ Push Handle. C - Wheelchairs manufactured after 5/14/09 with a Curve Contoura Back 25" or 28" high will use the 20" high Straight Cane w/ Push Handle. NOTE: Back Cane Assemblies include Foam Grips and Plug Buttons where shown						

# Back Cane Attaching Hardware

## For ADJASBA Seats (16"-24" Wide)

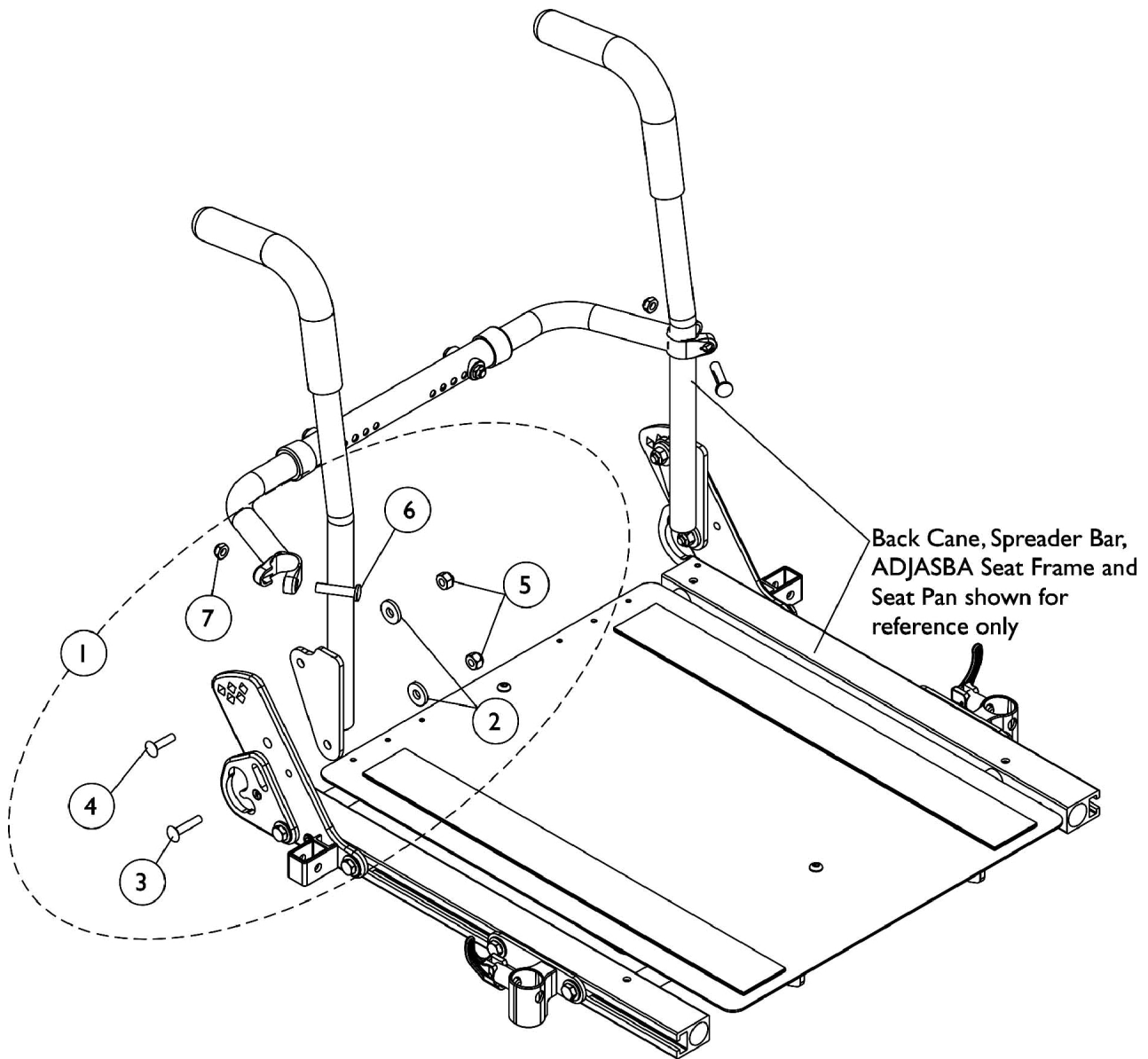


## Back Cane Attaching Hardware For ADJASBA Seats (16"-24" Wide)

Item Number	Note	Part Number	Description	Quantity Per	
				Package	Assembly
1	A	1133755	Kit, Back Cane Mounting Hardware (Pair)	2	1
2			Screw, Hex Head (5/16-18 x 1")	1	4
3			Washer, Flat (21/64 x 53/64 x 7/64")	1	4
4			Locknut (5/16-18)	1	4
5			Locknut (5/16-24)	1	2
6			Screw w/ Lug (5/16-24 x 1-3/8")	1	2
NOTE: A - Includes items 2-6					

# Back Cane Attaching Hardware

For ADJASBA Seats (16"-24" Wide) with TRRO Option

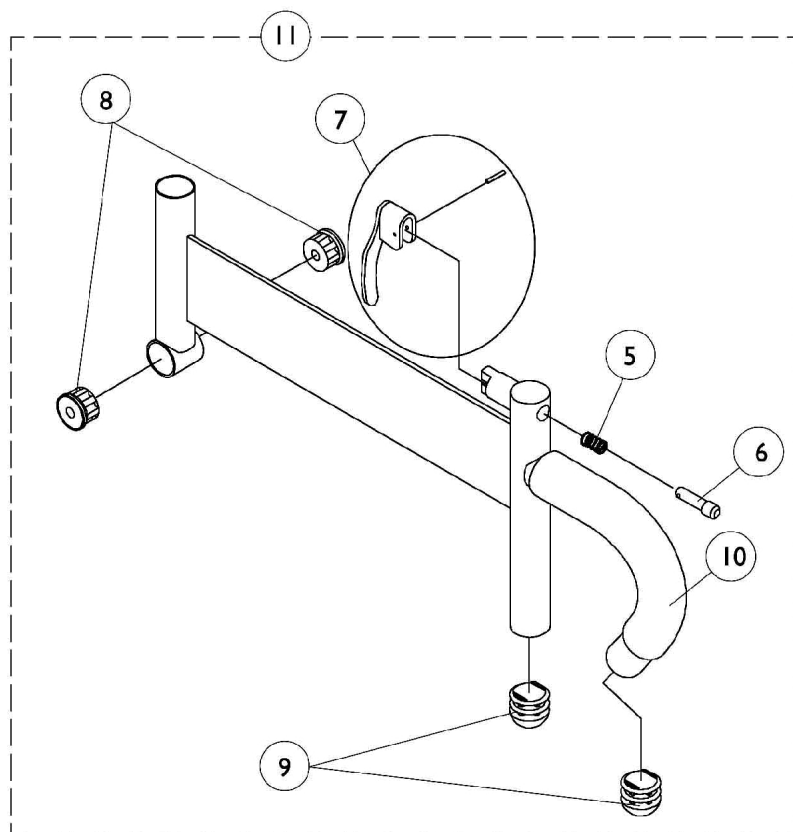
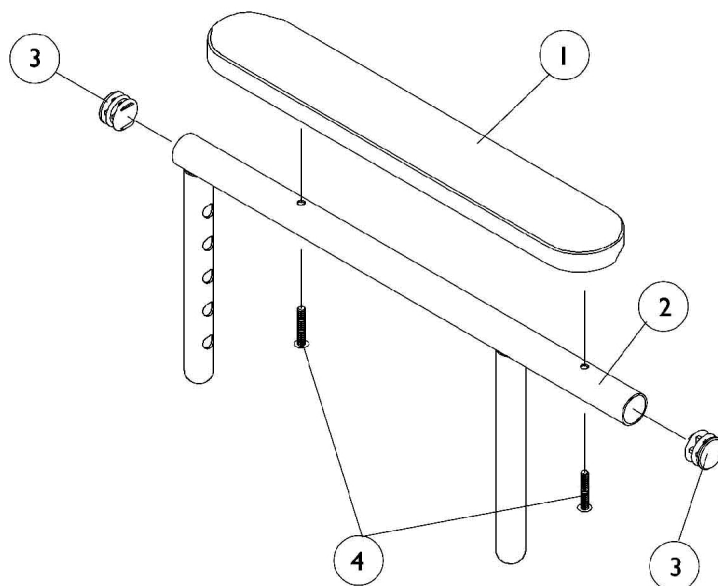


## Back Cane Attaching Hardware

### For ADJASBA Seats (16"-24" Wide) with TRRO Option

Item Number	Note	Part Number	Description	Quantity Per	
				Package	Assembly
1	A	1137234-NLA	NLA - Kit, Back Cane Mounting Hardware For TRRO Option (Pair)	2	1
2			Washer, Flat (21/64 x 53/64 x 7/64")	1	4
3			Bolt, Round Head Square Neck (5/16-18 x 1-1/4")	1	2
4			Bolt, Round Head Square Neck (5/16-18 x 1")	1	2
5			Locknut (5/16-18)	1	4
6			Screw w/ Lug (5/16-24 x 1-3/8")	1	2
7			Locknut (5/16-24)	1	2
NOTE: A - Includes items 2-7, Right and Left sides					

## Adjustable Height Arms (12"-16" W x 12"-18" D) ADJASBA Seats



## Adjustable Height Arms (12"-16" W x 12"-18" D) ADJASBA Seats

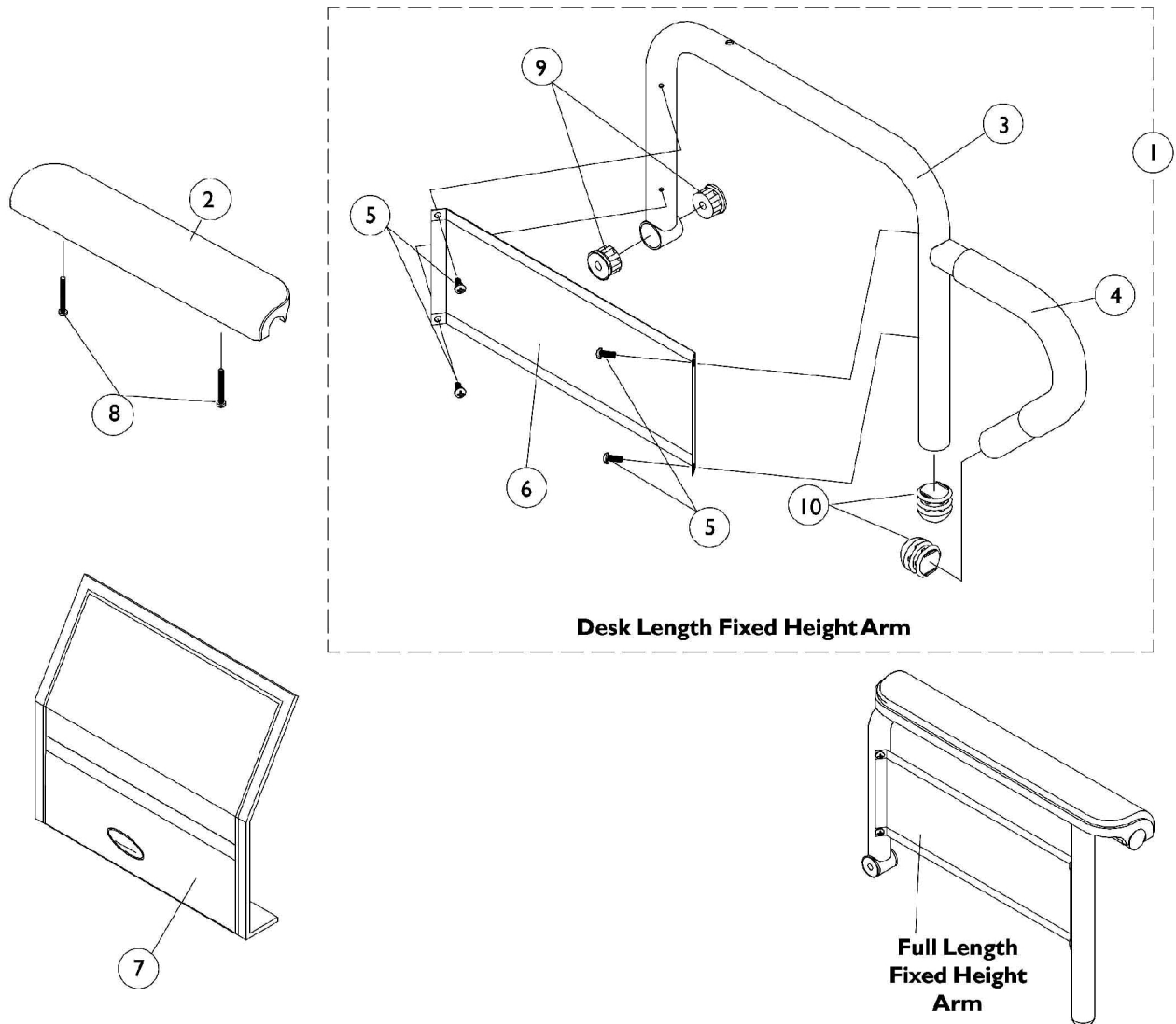
Item Number	Note	Part Number	Description	Quantity Per	
				Package	Assembly
1	A	8881015932-NL A	NLA - Pad, Arm, Vinyl, Full Length - Right (14" L x 2" W)	1	1
1	A	8881015933-NL A	NLA - Pad, Arm, Vinyl, Full Length - Left (14" L x 2" W)	1	1
1	A	8881053577	Kit, Arm Pad w/ Screws, Full Length (14" L x 2" W) (Pair)	2	1
1	A	8881011811-NL A	NLA - Pad, Arm, Vinyl, Desk Length (9" L x 2" W)	1	1
1	A	8881053578	Kit, Arm Pad w/ Screws, Desk Length (9" L x 2" W) (Pair)	2	1
2		1071263	Arm Tube Assembly w/ Plug Buttons, Full Length, Black - Right/Left	1	1
2		1071259	Arm Tube Assembly w/ Plug Buttons, Desk Length, Black - Right/Left	1	1
3		1027095	Plug Button, Black (7/8")	1	2
4		1055949	Package, Screw, Phillips Pan Head (#10-32 x 1-3/8")	2	1
5		47471X074	Spring, Arm Lock	1	1
6		1028594	Pin, Arm Lock, Black	1	1
7		1090768	Kit, Lock Handle w/Rivets (Pair)	2	1
8		1065936	Plug, Pivot	1	2
9		1067734	Plug Button, Black (5/8")	1	2
10		1016298	Grip, Push Handle	1	1
11	B	1068585	Arm Base Assembly, Adjustable Height, Black - Right	1	1
11	B	1068586	Arm Base Assembly, Adjustable Height, Black - Left	1	1

NOTE: A - Specify U67 Black upholstery color when ordering.  
B - Includes items 5-10



# Fixed Height Arms

(16"-24" Wide) x (16"-22" Deep) Seat Frames



# Fixed Height Arms

## (16"-24" Wide) x (16"-22" Deep) Seat Frames

### #1 Arms Less Pad

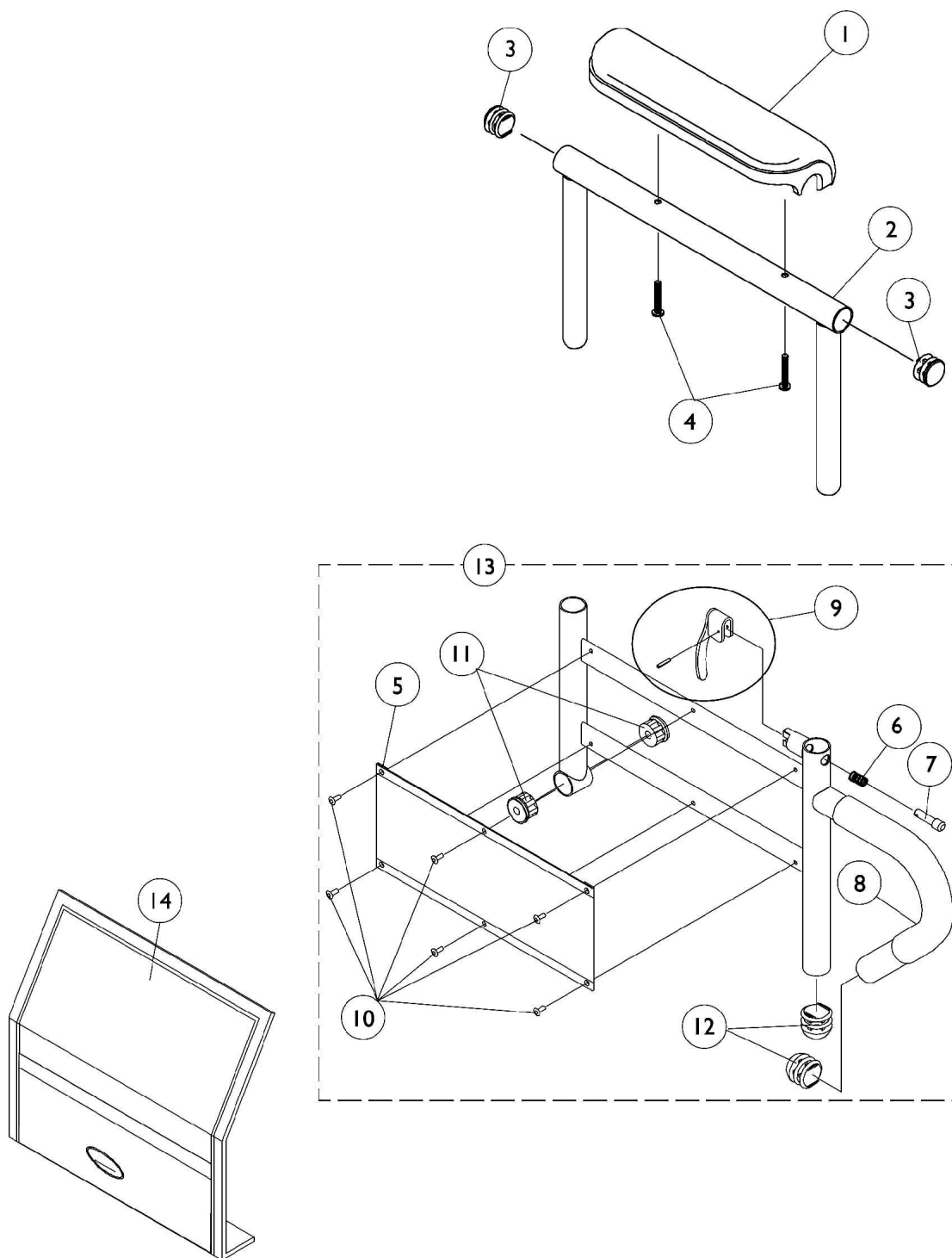
#### 16-22" Deep Seat Frames

Arm Style	Right	Left
Desk Length	1068566-NLA	1068567-NLA
Full Length	1068559-NLA	1068560-NLA

Item Number	Note	Part Number	Description	Quantity Per	
				Package	Assembly
1	A	See Chart	#1 Arms Less Pad - 16-22" Deep Seat Frames	1	1
2	C	1117328	Kit, Arm Pad w/ Screws, Full Length, Urethane Waterfall, Black (13" L x 2-5/8" W)	1	1
2		1110818	Kit, Arm Pad w/ Screws, Full Length, Urethane Waterfall, Black (13" L x 2-5/8" W) (Pair)	2	1
2	C	1117327	Kit, Arm Pad w/ Screws, Desk Length, Urethane Waterfall, Black (9" L x 2-5/8" W)	1	1
2		1110817	Kit, Arm Pad w/ Screws, Desk Length, Urethane Waterfall, Black (9" L x 2-5/8" W) (Pair)	2	1
3	B	1068564	Tube, Arm, Desk Length, Black - Right (16-19" D)	1	1
3	B	1068565-NLA	NLA - Tube, Arm, Desk Length, Black - Left (16-19" D)	1	1
3	B	1068490	Tube, Arm, Full Length, Black - Right (16-19"D)	1	1
3	B	1068491-NLA	NLA - Tube, Arm, Full Length, Black - Left (16 - 19"D)	1	1
4		1032244	Grip, Foam Hand (9" L)	1	1
5		1025729	Screw, Phillips Pan Head Tap (#8-32 x 3/8")	1	4
6	B	1035472-NLA	NLA - Guard, Clothing, Desk Length	1	1
6	B	1044572-NLA	NLA - Guard, Clothing, Full Length (16 - 19" D)	1	1
7		1035065	Cover, Clothing Guard w/ Pocket, FXDESK & ADJFULL/ADJDESK	1	1
8		1094270-NLA	NLA - Package, Screw, Phillips Pan Head (#10-32 x 1-1/4")	2	1
9		1065936	Plug, Pivot	1	2
10		1067734	Plug Button, Black (5/8")	1	2

NOTE: A - Includes items 3-6 & 9-10  
 B - All seat depths will use the 16-19" deep replacement components only.  
 C - After 7/9/07 Invacare recommends ordering armpads in pairs to assure uniform appearance on chair

# Adjustable Height Arms (16"-24" Wide) x (16"- 22" Deep) Seat Frames



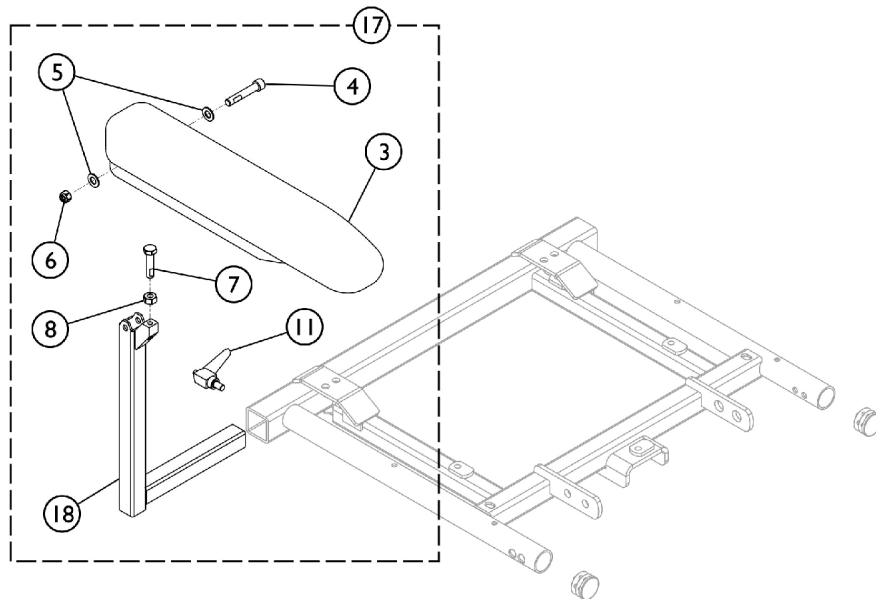
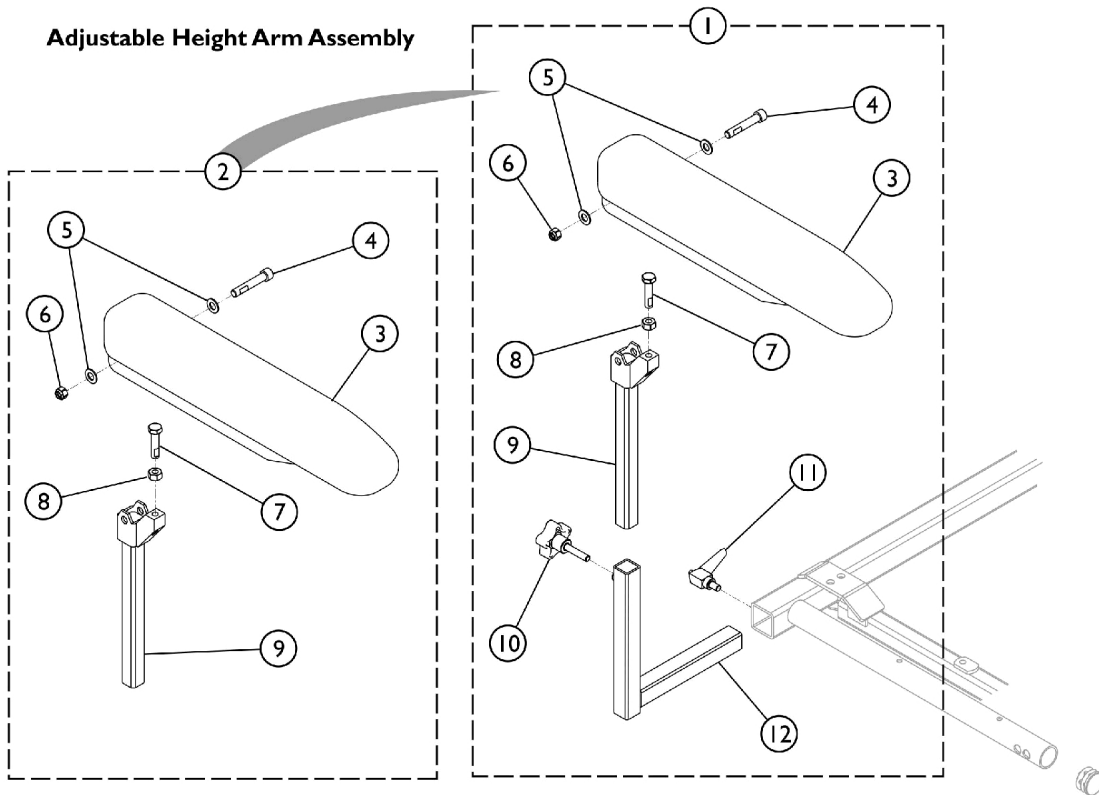
## Adjustable Height Arms

### (16"-24" Wide) x (16"- 22" Deep) Seat Frames

Item Number	Note	Part Number	Description	Quantity Per	
				Package	Assembly
1		1117328	Kit, Arm Pad w/ Screws, Full Length, Urethane Waterfall, Black (13" L x 2-5/8" W)	1	1
1		1110818	Kit, Arm Pad w/ Screws, Full Length, Urethane Waterfall, Black (13" L x 2-5/8" W) (Pair)	2	1
1		1117327	Kit, Arm Pad w/ Screws, Desk Length, Urethane Waterfall, Black (9" L x 2-5/8" W)	1	1
1		1110817	Kit, Arm Pad w/ Screws, Desk Length, Urethane Waterfall, Black (9" L x 2-5/8" W) (Pair)	2	1
2		1071253	Arm Tube Assembly w/ Plug Buttons, Full Length, Black - Right/Left	1	1
2		1070859	Arm Tube Assembly w/ Plug Buttons, Desk Length, Black - Right/Left	1	1
3		1027095	Plug Button, Black (7/8")	1	2
4		1094270-NLA	NLA - Package, Screw, Phillips Pan Head (#10-32 x 1-1/4")	2	1
5		1064130-NLA	NLA - Guard, Clothing	1	1
6		47471X074	Spring, Arm Lock	1	1
7		1028594	Pin, Arm Lock, Black	1	1
8		1032244	Grip, Foam Hand (9" L)	1	1
9		1090768	Kit, Lock Handle w/Rivets (Pair)	2	1
10		1028645	Rivet	1	6
11		1065936	Plug, Pivot	1	2
12		1067734	Plug Button, Black (5/8")	1	2
13	A,B	1068416	Arm Base Assembly, Black - Right (16-19" D)	1	1
13	A,B	1068417	Arm Base Assembly, Black - Left (16-19" D)	1	1
13	A,B	1067761	Arm Base Assembly, 1" Lower, Black - Right (16-19" D)	1	1
13	A,B	1067762	Arm Base Assembly, 1" Lower, Black - Left (16-19" D)	1	1
14		1035065	Cover, Clothing Guard w/ Pocket, FXDESK & ADJFULL/ADJDESK	1	1
NOTE: A - Includes items 5-12 B - All seat depths will use the 16-19" deep replacement components only.					

# Arms - Van Seat

**Adjustable Height Arm Assembly**



**Fixed Height Arm Assembly**

SHEP\_022A

## Arms - Van Seat

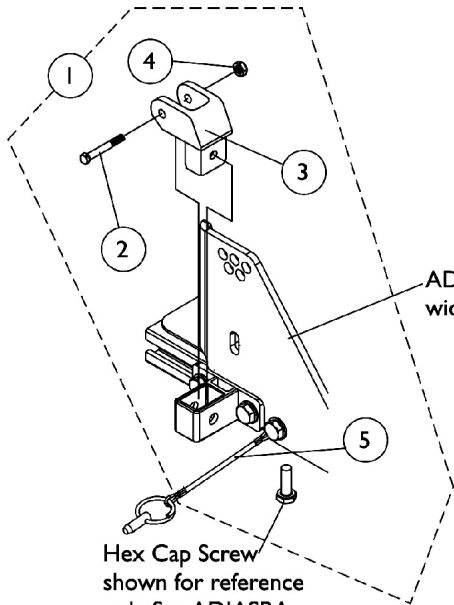
Item Number	Note	Part Number	Description	Quantity Per	
				Package	Assembly
1	A	1142476	Arm Assembly, Adjustable Height Full Length, Black - Right	1	1
1	A	1142477	Arm Assembly, Adjustable Height Full Length, Black - Left	1	1
1	A	1142494	Arm Assembly, Adjustable Height Desk Length, Black - Right	1	1
1	A	1142495	Arm Assembly, Adjustable Height Desk Length, Black - Left	1	1
2	B	1142487	Upper Arm Assembly, Desk Length (Right/Left)	1	1
3			Arm Pad, Desk Length, Black Urethane (12-1/4" L x 2-5/8" W)	1	1
4			Screw, Socket Head w/ Patch (5/16-18 x 1-3/4")	1	1
5			Washer, Flat (5/16 x 5/8 x 1/16")	1	2
6			Locknut (5/16-18)	1	1
7			Screw, Hex Head w/ Patch (5/16-18 x 1-1/4")	1	1
8			NLA - Nut, Hex (5/16-18)	1	1
9			Tube, Arm, Upper Adjustable Height, Black	1	1
2		1140426	Upper Arm Assembly, Full Length (Right/Left)	1	1
3			Arm Pad, Full Length, Urethane, Black (15" L x 2-5/8" W)	1	1
4			Screw, Socket Head w/ Patch (5/16-18 x 1-3/4")	1	1
5			Washer, Flat (5/16 x 5/8 x 1/16")	1	2
6			Locknut (5/16-18)	1	1
7			Screw, Hex Head w/ Patch (5/16-18 x 1-1/4")	1	1
8			NLA - Nut, Hex (5/16-18)	1	1
9			Tube, Arm, Upper Adjustable Height, Black	1	1
3		1139923	Arm Pad, Desk Length, Black Urethane (12-1/4" L x 2-5/8" W)	1	1
3		1139924	Arm Pad, Full Length, Urethane, Black (15" L x 2-5/8" W)	1	1
10	C	1114910	Knob, Adjustment, Black (5/16-18 x 3/4")	1	1
11		1114914	Handle, Release, Black (5/16-18 x 1/2")	1	1
12		1113646	Tube, Arm, Lower Adjustable Width, Black - Right	1	1
12		1113647	Tube, Arm, Lower Adjustable Width, Black - Left	1	1
17		1142490	Arm Assembly, Fixed Height Desk Length, Black - Right	1	1
17		1142491	Arm Assembly, Fixed Height Desk Length, Black - Left	1	1
17		1142485	Arm Assembly, Fixed Height Full Length, Black - Right	1	1
17		1142484	Arm Assembly, Fixed Height Full Length, Black - Left	1	1
18		1114797-NLA	NLA - Tube, Arm, Fixed Height, Black - Left	1	1
18		1114359-NLA	NLA - Tube, Arm, Fixed Height, Black - Right	1	1

## Arms - Van Seat

NOTE: A - Includes items 2 - 12.  
B - Includes items 3 - 9.  
C - Includes items 3 - 8, and items 11 and 18.

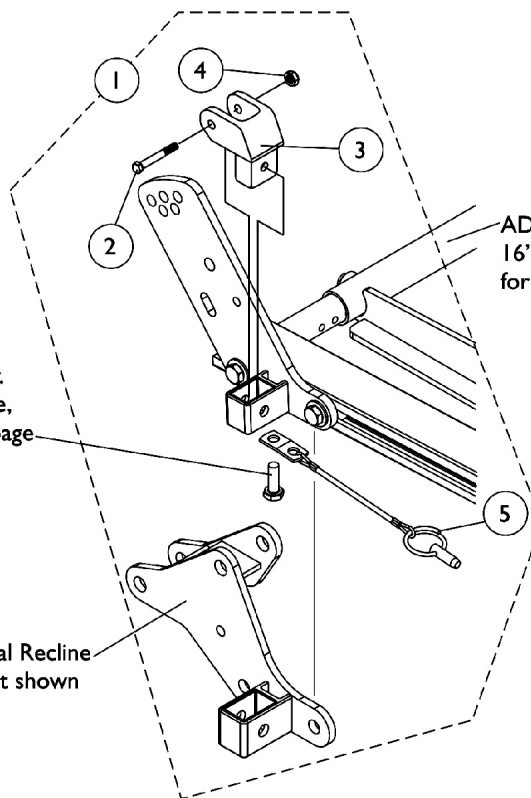
# Arm Mounting Swingaway Hardware

## ADJASBA/ADJRECL Seats



ADJASBA Seat Frame 12"-16"  
wide shown for reference only

Hex Cap Screw  
shown for reference  
only. See ADJASBA  
Seat Frame, Seat Pan  
and Hardware page



ADJASBA Seat Frame  
16"-24" wide shown  
for reference only

Hex Cap Screw  
shown for reference  
only. See ADJASBA Seat Frame,  
Seat Pan and Hardware page

ADJRECL Manual Recline  
Rear Arm Socket shown



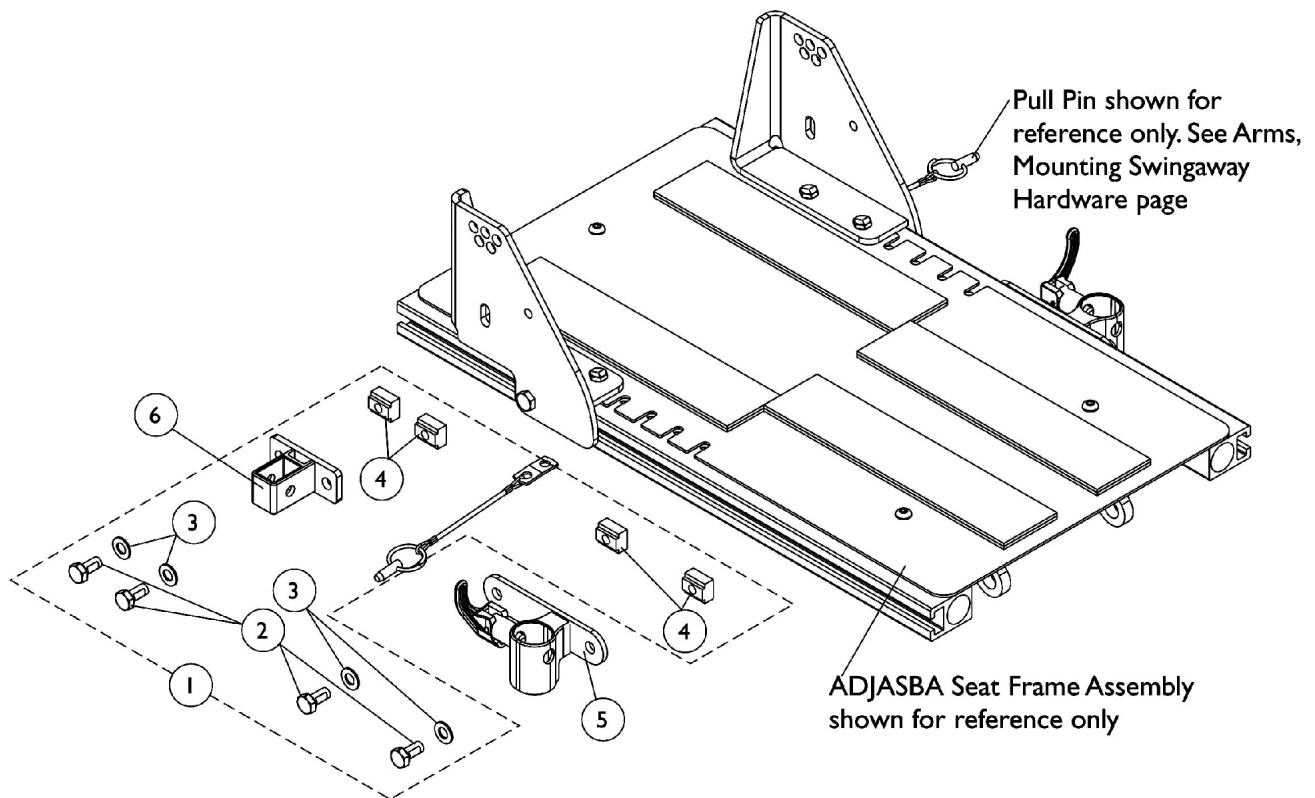
## Arm Mounting Swingaway Hardware

### ADJASBA/ADJRECL Seats

Item Number	Note	Part Number	Description	Quantity Per	
				Package	Assembly
1	A	1068488	Kit, Swingaway Armrest Mounting Hardware	1	1
2		1019590	Screw, Socket Button Head (1/4-20 x 1-5/8")	1	1
3		1068025	Clevis, Pivot	1	1
4		1025195	Locknut (1/4-20)	1	1
5		1068039	Pin, Pull	1	1
NOTE: A - Includes items 2-5					

# Front/Rear Arm Socket Assembly and Hardware

## ADJASBA Seats (12"-16" Wide)

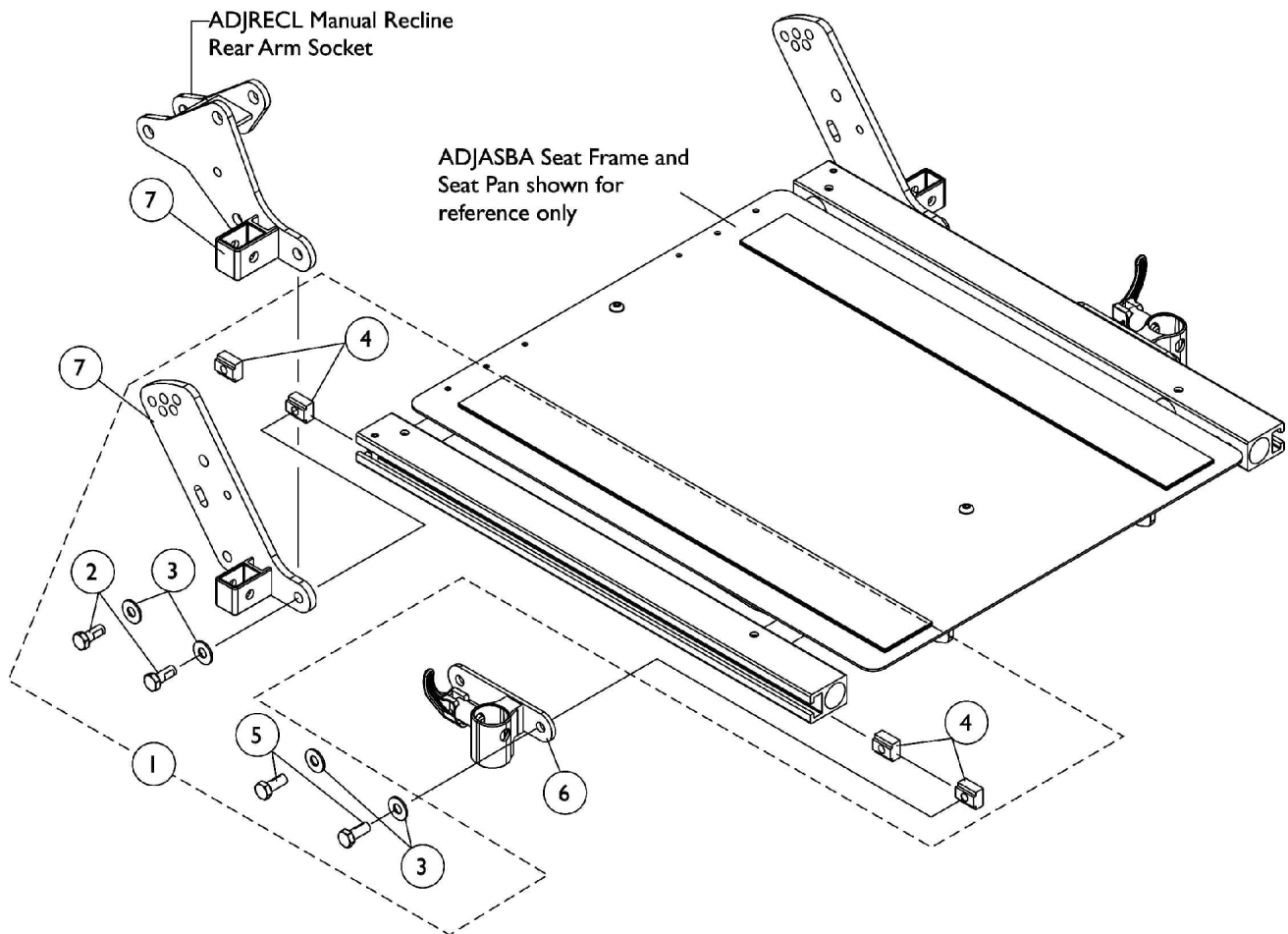


## Front/Rear Arm Socket Assembly and Hardware ADJASBA Seats (12"-16" Wide)

Item Number	Note	Part Number	Description	Quantity Per	
				Package	Assembly
1	A	1135502	Kit, Front/Rear Arm Socket Assembly Mounting Hardware	1	1
2			Screw, Hex Head w/ Patch (5/16-18 x 5/8")	1	4
3			Washer, Flat (5/16 x 5/8 x 1/16")	1	4
4			T-Nut (5/16-18)	1	4
5		1122619	Socket, Arm, Front - Right	1	1
5		1122620	Socket, Arm, Front - Left	1	1
6		1126142	Socket, Arm, Rear	1	1
NOTE: A - Includes items 2-4					

# Front/Rear Arm Socket Assembly and Hardware

## ADJASBA/ADJRECL Seats (16"-24" Wide)



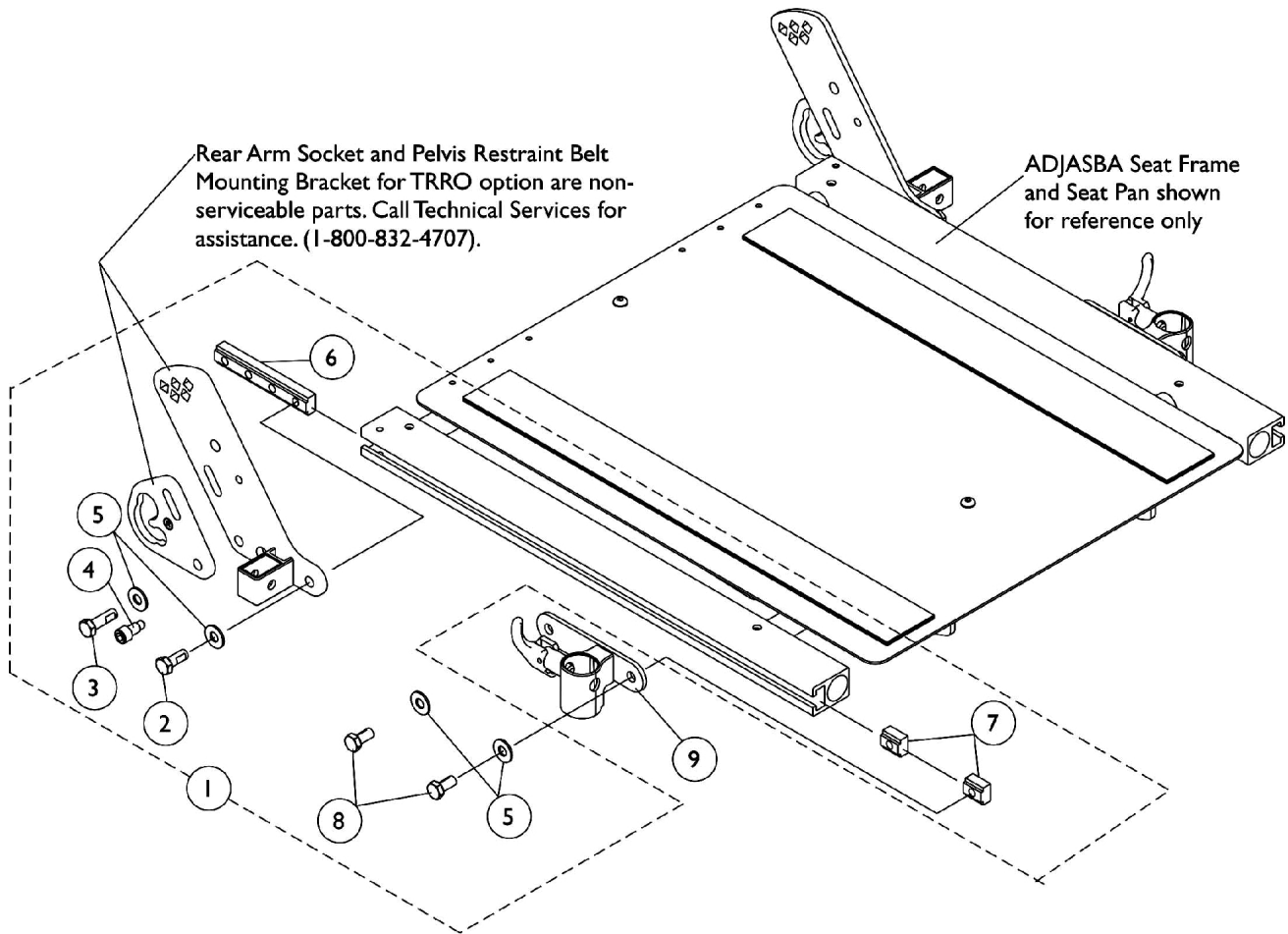
## Front/Rear Arm Socket Assembly and Hardware

### ADJASBA/ADJRECL Seats (16"-24" Wide)

Item Number	Note	Part Number	Description	Quantity Per	
				Package	Assembly
1	A	1125734	Kit, Front/Rear Arm Socket Assembly Mounting Hardware	1	1
2			Screw, Hex Head w/ Patch (5/16-18 x 3/4")	1	2
3			Washer, Steel (5/16 x 3/4 x 1/16")	1	4
4			T-Nut (5/16-18)	1	4
5			Screw, Hex Head w/ Patch (5/16-18 x 5/8")	1	2
6		1122619	Socket, Arm, Front - Right	1	1
6		1122620	Socket, Arm, Front - Left	1	1
7		1125478	Bracket, Arm Socket/Cane, Rear - Right	1	1
7		1125479	Bracket, Arm Socket/Cane, Rear - Left	1	1
7		1134481	Socket, Arm, ADJRECL, Rear - Right	1	1
7		1134482	Socket, Arm, ADJRECL, Rear - Left	1	1
NOTE: A - Includes items 2-5					

# Front/Rear Arm Socket Assembly and Hardware

## ADJASBA Seats with TRRO Option (16"-24" Wide)

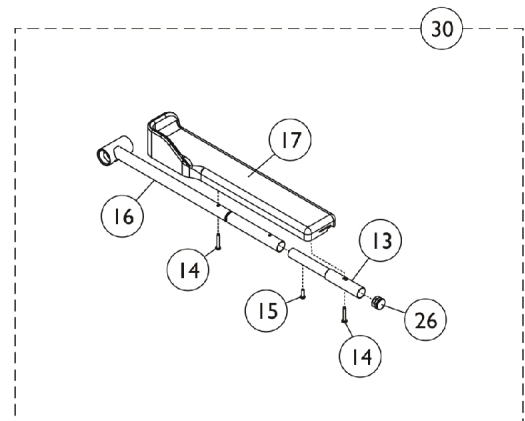
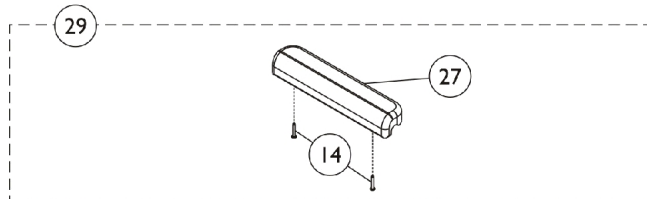
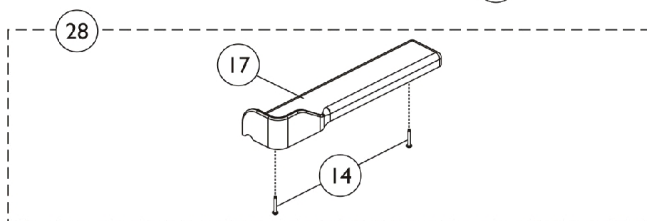
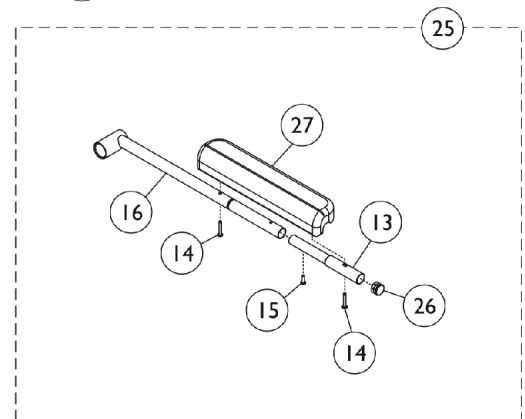
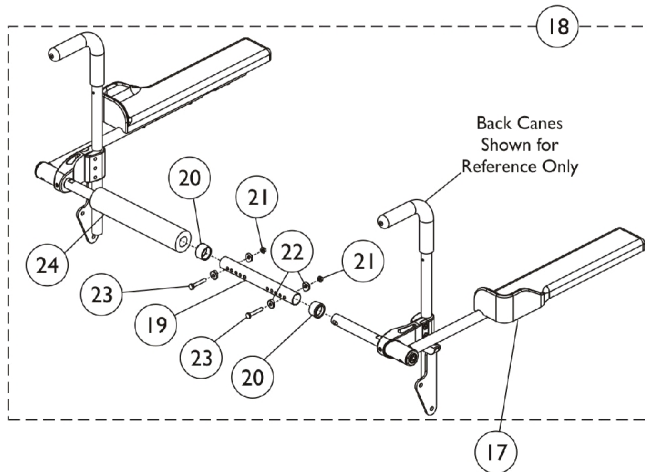
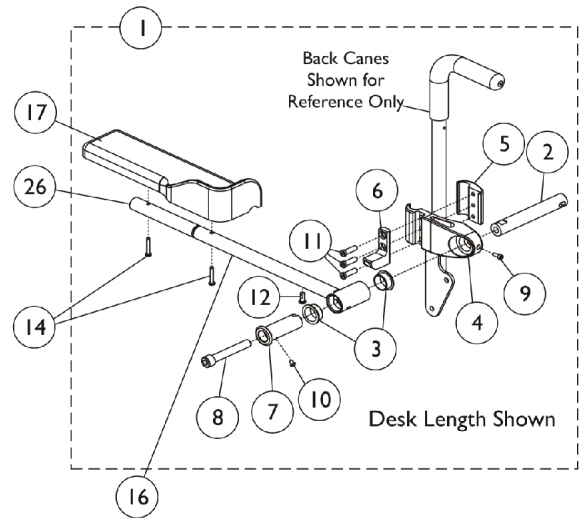
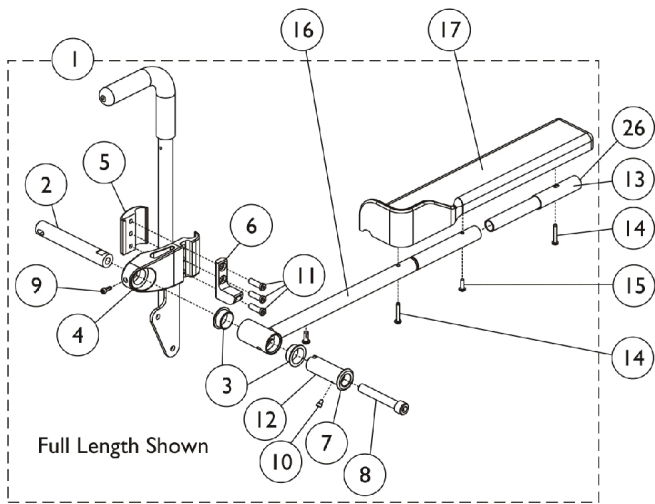


## Front/Rear Arm Socket Assembly and Hardware

### ADJASBA Seats with TRRO Option (16"-24" Wide)

Item Number	Note	Part Number	Description	Quantity Per	
				Package	Assembly
1		1136025-NLA	NLA - Kit, Front/Rear Arm Socket Assembly Mounting Hardware For TRRO Option	1	1
2			Screw, Hex Head w/ Patch (5/16-18 x 3/4")	1	1
3			NLA - Screw, Hex Head w/ Patch (5/16-18 x 1")	1	1
4			Screw, Socket Head (5/16-18 x 3/4")	1	1
5			Washer, Steel (5/16 x 3/4 x 1/16")	1	4
6			T-Nut (5/16-18)	1	1
7			T-Nut (5/16-18)	1	2
8			Screw, Hex Head w/ Patch (5/16-18 x 5/8")	1	2
9		1122619	Socket, Arm, Front - Right	1	1
9		1122620	Socket, Arm, Front - Left	1	1

# Cantilever Arms





## Cantilever Arms

Item Number	Note	Part Number	Description	Quantity Per	
				Package	Assembly
1	A	1161126	Cantilever Arm Hardware, Full Length - Right	1	1
1	A	1161127	Cantilever Arm Hardware, Full Length - Left	1	1
1	A	1161128	Cantilever Arm Hardware, Desk Length - Right	1	1
1	A	1161129	Cantilever Arm Hardware, Desk Length - Left	1	1
2		1161235	Pivot, Black	1	1
3		1160902	Bearing, Flange	1	2
4		1161232	Clamp, Black	1	1
5		1161233	Clamp, Block, Black	1	1
6		1162791	Tab, Stop, Black	1	1
7		1162515	Bushing, Pivot Arm	1	1
8		1162804-NLA	NLA - Screw, Socket Head w/ Patch (1/2-13 x 3-3/4")	1	1
9		1113438-NLA	NLA - 3Screw, Socket Head (#10-32 x 1/2")	1	1
10		1161708-NLA	NLA - Screw, Socket Button Head (10-32 x 1/4")	1	2
11		1114962-NLA	NLA - Screw, Socket Head (5/16-18 x 1")	1	3
12		1025342-NLA	NLA - Screw, Button Head (1/4-20 x 5/8")	1	1
13		0028202	Tube, Extension, Full Length	1	1
14		1107155	Screw, Phillips Pan Head Tap (#10-32 x 1-1/4")	1	2
15		1028755	Screw, Phillips Pan Head (#10-32 x 5/8")	1	1
16		1160904	Tube, Arm, Waterfall - Right	1	1
16		1160905	Tube, Arm, Waterfall - Left	1	1
16		1161701	Tube, Arm, Recline - Right	1	1
16		1161702	Tube, Arm, Recline - Left	1	1
17		1082910	Pad, Arm w/ Elbow Stop, Desk Length, Urethane, Black - Right (13" L x 3" W)	1	1
17		1082911	Pad, Arm w/ Elbow Stop, Desk Length, Urethane, Black - Left (13" L x 3" W)	1	1
17		1082912	Pad, Arm w/ Elbow Stop, Full Length, Urethane, Black - Right (17" L x 3" W)	1	1
17		1082913	Pad, Arm w/ Elbow Stop, Full Length, Urethane, Black - Left (17" L x 3" W)	1	1
18	B	1161557	Cantilever Spreader Arm Assembly (16 - 20" W)	1	1
18	B	1161558	Cantilever Spreader Arm Assembly (20 - 24" W)	1	1
19		1120280	Tube, Spreader Bar, Adjustable, Black (16 - 20" W)	1	1
19		1120281	Tube, Spreader Bar, Adjustable, Black (20 - 24" W)	1	1
20		15680X013	Anti-Rattle (1")	1	2
21		1025195	Locknut (1/4-20)	1	2
22		1026099	Spacer, Coved (1/4 x 11/16 x 1/2")	1	4
23		1030949	Screw, Hex Head (1/4-20 x 1-1/2")	1	2
24		1127158	Cover, Spreader Bar (16-20" W)	1	1
24		1161930	Cover, Spreader Bar (20-24" W)	1	1
25	C	1161972	Cantilever Arm Assembly w/ Arm Pad, Full Length - Right	1	1
25	C	1161973	Cantilever Arm Assembly w/ Arm Pad, Full Length - Left	1	1

## Cantilever Arms

Item Number	Note	Part Number	Description	Quantity Per	
				Package	Assembly
25	H	1161976	Cantilever Arm Assembly w/ Arm Pad, Desk Length - Right	1	1
25	H	1161977	Cantilever Arm Assembly w/ Arm Pad, Desk Length - Left	1	1
26		1027095	Plug Button, Black (7/8")	1	1
27	I	See Note	See Footnote	1	1
28	D	1090190	Kit, Arm Pad w/ Screws and Elbow Stop, Desk Length, Urethane, Black (13" L x 3" W) (Pair)	1	1
28	D	1090191	Kit, Arm Pad w/ Screws and Elbow Stop, Full Length, Urethane, Black (17" L x 3" W) (Pair)	1	1
29	E	1117327	Kit, Arm Pad w/ Screws, Desk Length, Urethane Waterfall, Black (9" L x 2-5/8" W)	1	1
29	E	1117328	Kit, Arm Pad w/ Screws, Full Length, Urethane Waterfall, Black (13" L x 2-5/8" W)	1	1
30	F	1161974	Cantilever Arm Assembly w/ Arm Pad, Recline, Full Length - Right	1	1
30	F	1161975	Cantilever Arm Assembly w/ Arm Pad, Recline, Full Length - Left	1	1
30	G	1161978	Cantilever Arm Assembly w/ Arm Pad, Recline, Desk Length - Right	1	1
30	G	1161979	Cantilever Arm Assembly w/ Arm Pad, Recline, Desk Length - Left	1	1
NOTE: A - Includes items 2-12. B - Includes items 19-24. C - Includes items 13-16, 26 and 27. D - Includes items 14 and 17. E - Includes items 14 and 27. F - Includes items 13-17 and 26. G - Includes items 14, 16, 17 and 26. H - Includes items 14, 16, 26 and 27. I - Part not sold separately. See item 29.					

# Front Riggings Reference Chart

## For AT5544, AT5044, 70NHD, PHW93

**NOTE: Calf Pads with attaching hardware not included on Legrest.**

**NOTE: Pivot/Slide Tube attaching hardware not included.**

**NOTE: Pivot/Slide Tube and Footplates do not include Heel Loops. See Footrest and Legrest Accessories.**

1651 = Composite footplate with 9-7/8" curved pivot/ slide tube.
AT5543 = Adjustable angle footplate with 9-7/8" straight pivot/ slide tube.
1350 = Extra large footplate with "L" style pivot/ slide tube.

### Support Assemblies - AT5544, 70NHD, PHW93

Rigging Type	AT5544	70NHD	PHW93
Right	8881045291	8881053149	8881126089
	See Note(s) A	See Note(s) A	See Note(s) A
Left	8881045292	8881053148	8881126090
	See Note(s) A	See Note(s) A	See Note(s) A

NOTE: A - Specify frame color when ordering, see page titled "Frame Finishes and Touch-Up Paints".

### Pivot/ Slide Tube and Footplates For AT5544, 70NHD, PHW93

Footplate Type	1651 13-14" W	1651 15-16" W	1651 17-24" W	1350 17-24" W	AT5543 12-13" W	AT5543 14-15" W	AT5543 16-24" W
Right	1057859	1057869	1057879	1026395	1060442	1060444	1062756
	See Note(s) A	See Note(s) A					
Left	1057860	1057870	1057880	1026396	1060443	1060445	1062757
	See Note(s) A	See Note(s) A					
Right 2" Longer	1057861	1057871	1057881	1086515	N/A	1062758	1062760
	See Note(s) A	See Note(s) A					
Left 2" Longer	1057862-NLA	1057872	1057882	1086517	N/A	1062759	1062761
	See Note(s) A	See Note(s) A					
Right 4" Longer	1058419-NLA	1058421	1058423	1086516	N/A	1121138-NLA	1121140
	See Note(s) A	See Note(s) A					
Left 4" Longer	1058420-NLA	1058422	1058424	1086518	N/A	1121139-NLA	1121141
	See Note(s) A	See Note(s) A					

# Front Riggings Reference Chart

## For AT5544, AT5044, 70NHD, PHW93

NOTE: A - Not available on AT5544 legrest 13-15" wide

# Front Riggings Reference Chart

## For AT5544, AT5044, 70NHD, PHW93

### Support Assemblies - AT5044

Rigging Type	AT5044
Right	8881128698  See Note(s) A
Left	8881128699  See Note(s) A

NOTE: A - Specify frame color when ordering, see page titled "Frame Finishes and Touch-Up Paints".

### Pivot/ Slide Tube and Footplates For AT5044

Footplate Type	1651 14" W	1651 15-16" W	1651 17-24" W	AT5543 14-15" W	AT5543 16-17" W	AT5543 18-24" W
Right	1132078	1132080	1132082	1132061	1132063	1132065
Left	1132079	1132081	1132083	1132062	1132064	1132066
Right 2" Longer	1132107	1132109	1132111	1132089	1132091	1132093
Left 2" Longer	1132108-NLA	1132110	1132112	1132090	1132092	1132094

# Front Riggings Reference Chart

## For PHAL4A

**NOTE: Calf Pads with attaching hardware not included on Legrest.**

**NOTE: Pivot/Slide Tube attaching hardware not included.**

**NOTE: Pivot/Slide Tube and Footplates do not include Heel Loops. See Footrest and Legrest Accessories.**

1650 = Aluminum footplate with "L" style pivot/slide tube.
1350 = Extra large footplate with "L" style pivot/slide tube.

### Support Assembly - PHAL4A

Rigging Type	PHAL4A (Chrome Only)
Right	1031437-NLA
Left	1031438-NLA

### Pivot/Slide Tube and Footplates For PHAL4A

Footplate Type	1650 16-24" W	1350 17-24" W
Right	1023907	1035456
Left	1023908	1035457

# Front Riggings Reference Chart

## 70ST TAPER

**NOTE: Pivot/Slide Tube attaching hardware not included.**

**NOTE: Pivot/Slide Tube and Footplates do not include Heel Loops. See Footrest and Legrest Accessories.**

1651 = Composite footplate with 9-7/8" curved pivot/slide tube.

### Support Assemblies - 70ST TAPER

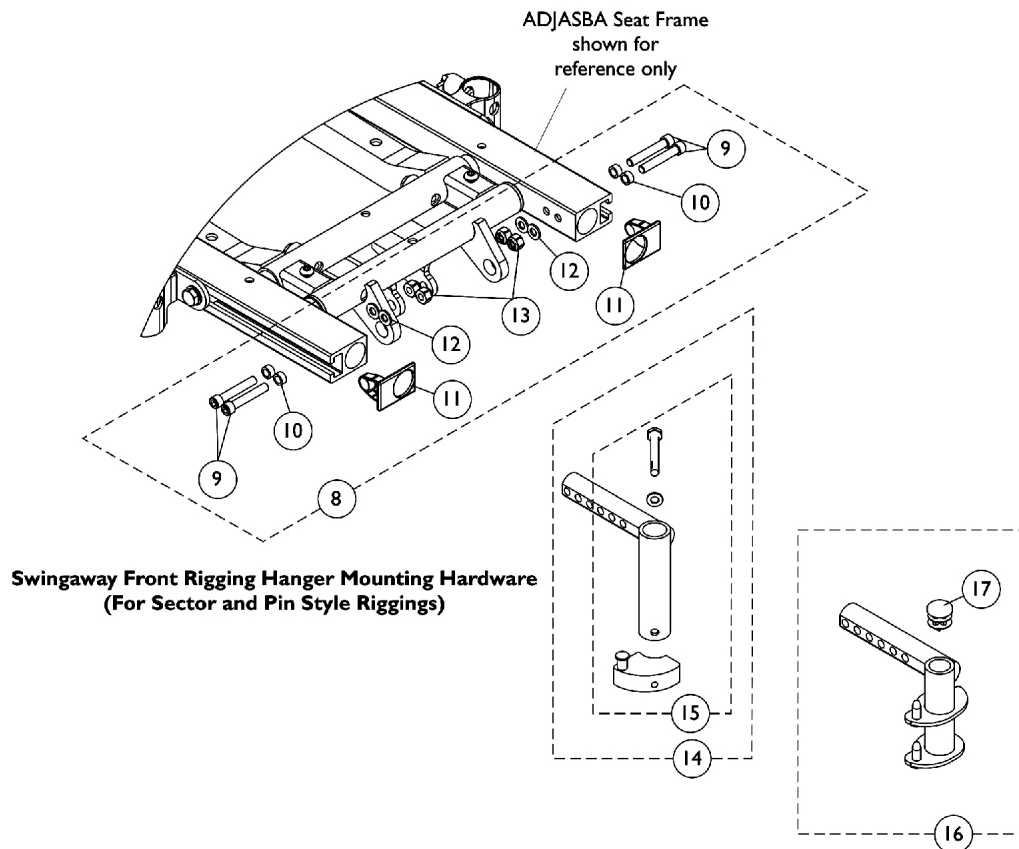
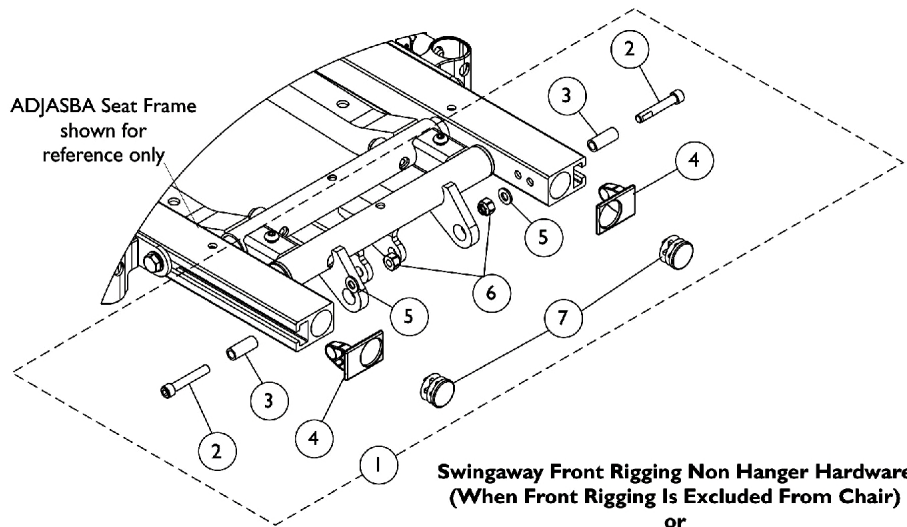
Rigging Type	70ST TAPER
Right	8881026996
	See Note(s) A
Left	8881026997
	See Note(s) A

NOTE: A - Specify frame color when ordering, see page titled "Frame Finishes and Touch-Up Paints".

### Pivot/Slide Tube and Footplates For 70ST TAPER

Footplate Type	1651 16-17" W	1651 18-19" W	1651 20-24" W
Right	1057859	1057869	1057879
Left	1057860	1057870	1057880
Right 2" Longer	1057861	1057871	1057881
Left 2" Longer	1057862-NLA	1057872	1057882

# Front Rigging Hangers and Hardware Pin & Sector Style For ADJASBA (12"-16" Wide)



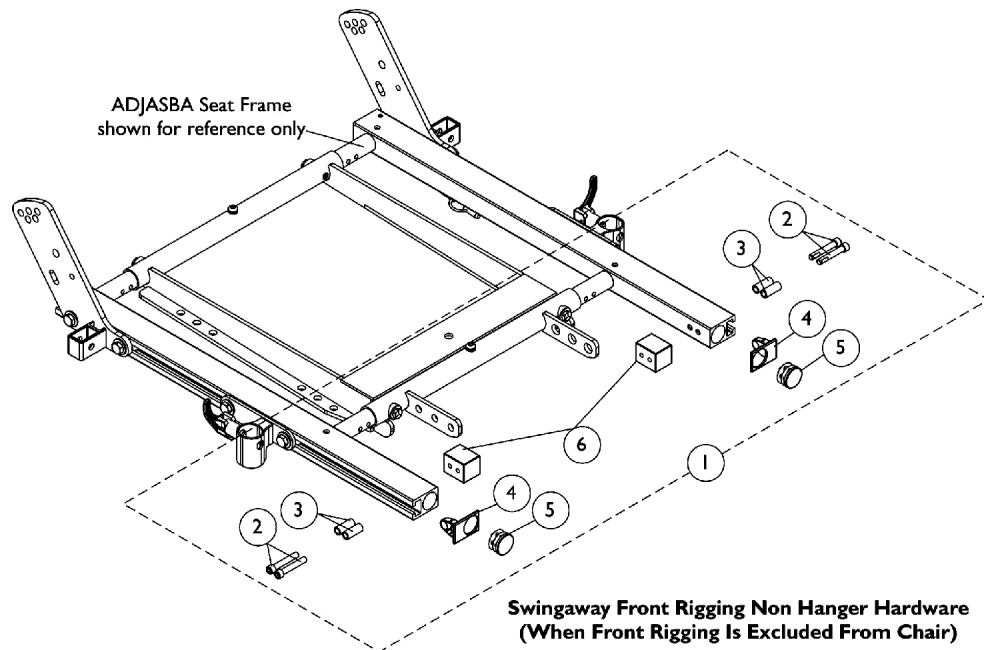


## Front Rigging Hangers and Hardware

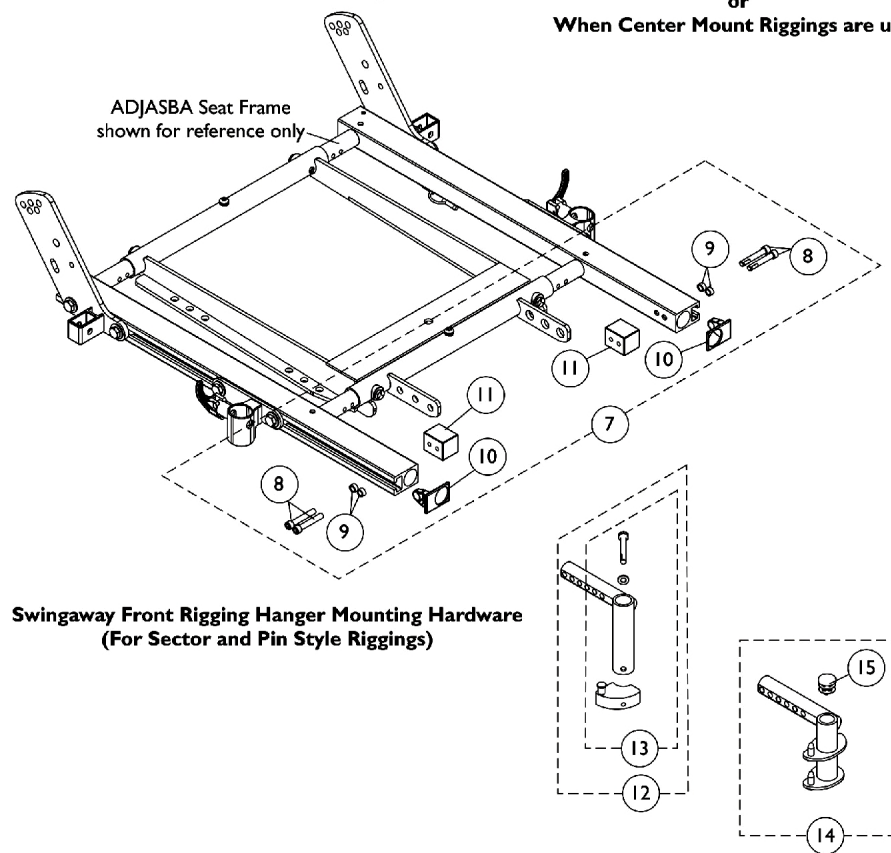
### Pin & Sector Style For ADJASBA (12"-16" Wide)

Item Number	Note	Part Number	Description	Quantity Per	
				Package	Assembly
1	A	1126150	Kit, Side Rail Cap Hardware	2	1
2			Screw, Socket Head Cap w/ Patch (1/4-20 x 1-1/2")	1	2
3			Spacer (1/4 x 3/8 x 29/32")	1	2
4			Cap, End, Side Rail, Black	1	2
5			Washer (1/4 x 1/2 x 1/16")	1	2
6			Locknut (1/4-20)	1	2
7			Plug Button, Black (7/8")	1	2
8	B	1136019	Kit, Front Rigging Hanger Mounting Hardware	2	1
9			Screw, Socket Head Cap w/ Patch (1/4-20 x 1-1/2")	1	4
10			NLA - Spacer (1/4 x 3/8 x 3/16")	1	4
11			Cap, End, Side Rail, Black	1	2
12			Washer (1/4 x 1/2 x 1/16")	1	4
13	C	1122602	Locknut (1/4-20)	1	4
14			Front Rigging Hanger Assembly w/ Sector Block, Black - Right	1	1
14		1122603	Front Rigging Hanger Assembly w/ Sector Block, Black - Left	1	1
15	D	1054571	Kit, Sector Block - Right	1	1
15	D	1054572	Kit, Sector Block - Left	1	1
16	E	1124401	Front Rigging Hanger Assembly w/ Plug Button, Pin Style, Hemi, Black - Right	1	1
16	E	1124402	Front Rigging Hanger Assembly w/ Plug Button, Pin Style, Hemi, Black - Left	1	1
17		1134426	Package, Plug Button, Black (3/4")	10	1
7		1130582	Package, Plug Button, Black (7/8")	10	1
NOTE: A - Includes items 2-7 B - Includes items 9-13 C - Includes item 15 D - Includes Sector Block, Screw and Washer E - Includes item 17					

# Front Rigging Hangers and Hardware Pin & Sector Style For ADJASBA/ADJRECL (16"-24" Wide)



**Swingaway Front Rigging Non Hanger Hardware  
(When Front Rigging Is Excluded From Chair)  
or  
When Center Mount Riggings are used**



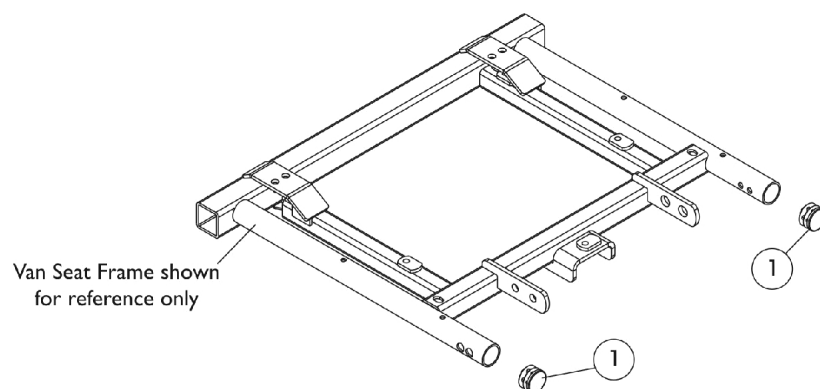
**Swingaway Front Rigging Hanger Mounting Hardware  
(For Sector and Pin Style Riggings)**

## Front Rigging Hangers and Hardware

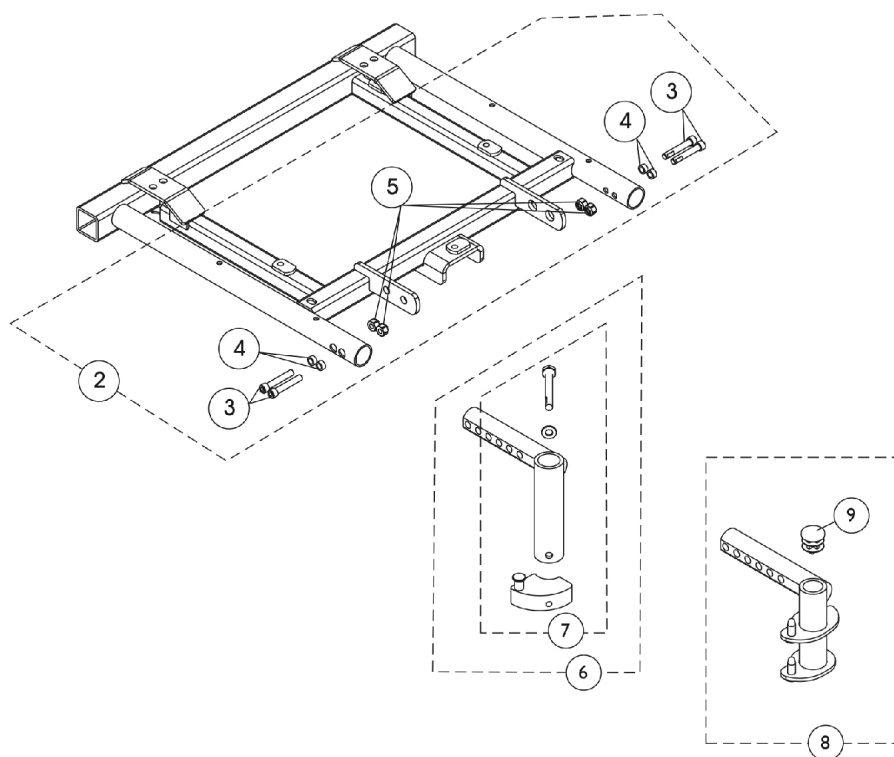
### Pin & Sector Style For ADJASBA/ADJRECL (16"-24" Wide)

Item Number	Note	Part Number	Description	Quantity Per	
				Package	Assembly
1	A	1124723	Kit, Side Rail Cap Hardware (Pair)	1	1
2			Screw, Socket Head Cap w/ Patch (1/4-20 x 1-1/2")	1	4
3			Spacer (1/4 x 3/8 x 29/32")	1	4
4			Cap, End, Side Rail, Black	1	2
5			Plug Button, Black (1")	1	2
6			Block, Threaded	1	2
7	B	1125726	Kit, Front Rigging Hanger Mounting Hardware (Pair)	1	1
8			Screw, Socket Head Cap w/ Patch (1/4-20 x 1-1/2")	1	4
9			NLA - Spacer (1/4 x 3/8 x 3/16")	1	4
10			Cap, End, Side Rail, Black	1	2
11			Block, Threaded	1	2
12	C	1122602	Front Rigging Hanger Assembly w/ Sector Block, Black - Right	1	1
12	C	1122603	Front Rigging Hanger Assembly w/ Sector Block, Black - Left	1	1
13	D	1054571	Kit, Sector Block - Right	1	1
13	D	1054572	Kit, Sector Block - Left	1	1
14		1124401	Front Rigging Hanger Assembly w/ Plug Button, Pin Style, Hemi, Black - Right	1	1
14		1124402	Front Rigging Hanger Assembly w/ Plug Button, Pin Style, Hemi, Black - Left	1	1
15		1134426	Package, Plug Button, Black (3/4")	10	1
NOTE: A - Includes items 2-6 B - Includes items 8-11 C - Includes item 13 D - Includes Sector Block, Screw and Washer					

# Front Rigging Hangers and Hardware For Van Seat



Swingaway Front Rigging Non-Hanger Hardware  
(When Front Rigging Is Excluded From Chair)  
Or  
When Center Mount Riggings are used



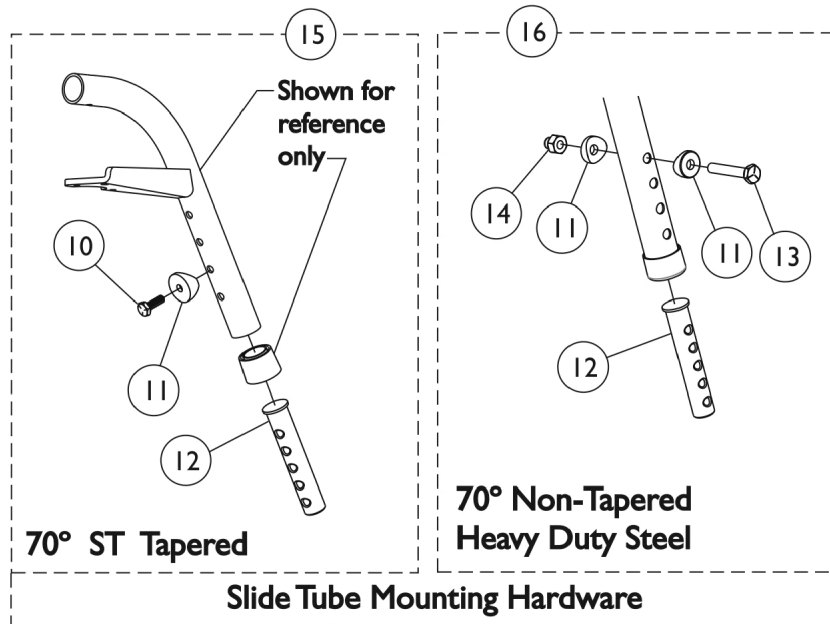
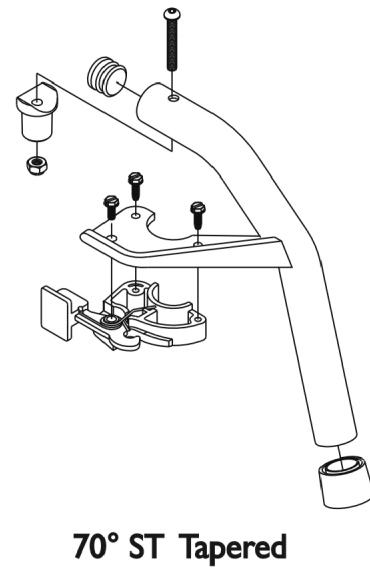
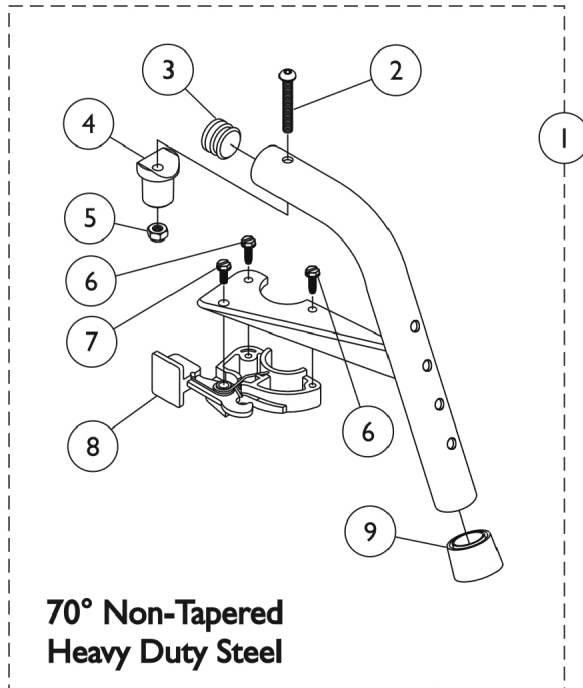
Swingaway Front Rigging Hanger Mounting Hardware  
(For Sector and Pin Style riggings)

## Front Rigging Hangers and Hardware For Van Seat

Item Number	Note	Part Number	Description	Quantity Per	
				Package	Assembly
1	A	1134425	Package, Plug Button, Black (1")	10	1
2		1148228	Kit, Front Rigging Hanger Hardware For Van Seat	2	1
3			Screw, Socket Head Cap w/ Patch (1/4-20 x 1-1/2")	1	4
4			NLA - Spacer (1/4 x 3/8 x 3/16")	1	4
5			Locknut (1/4-20)	1	4
6	B	1143416	Front Rigging Hanger Assembly w/ Sector Block, Black - Right	1	1
6	B	1143417	Front Rigging Hanger Assembly w/ Sector Block, Black - Left	1	1
7	C	1054571	Kit, Sector Block - Right	1	1
7	C	1054572	Kit, Sector Block - Left	1	1
8	D	1143783	Front Rigging Hanger Assembly w/ Plug Button, Hemi, Black - Right	1	1
8	D	1143784	Front Rigging Hanger Assembly w/ Plug Button, Hemi, Black - Left	1	1
9		1134426	Package, Plug Button, Black (3/4")	10	1
NOTE: A - Includes items 3-5 B - Includes item 8 C - Includes Sector Block, Screw and Washer D - Includes item 9 Plug Button					

# Footrest Support Assemblies

## Sector Style



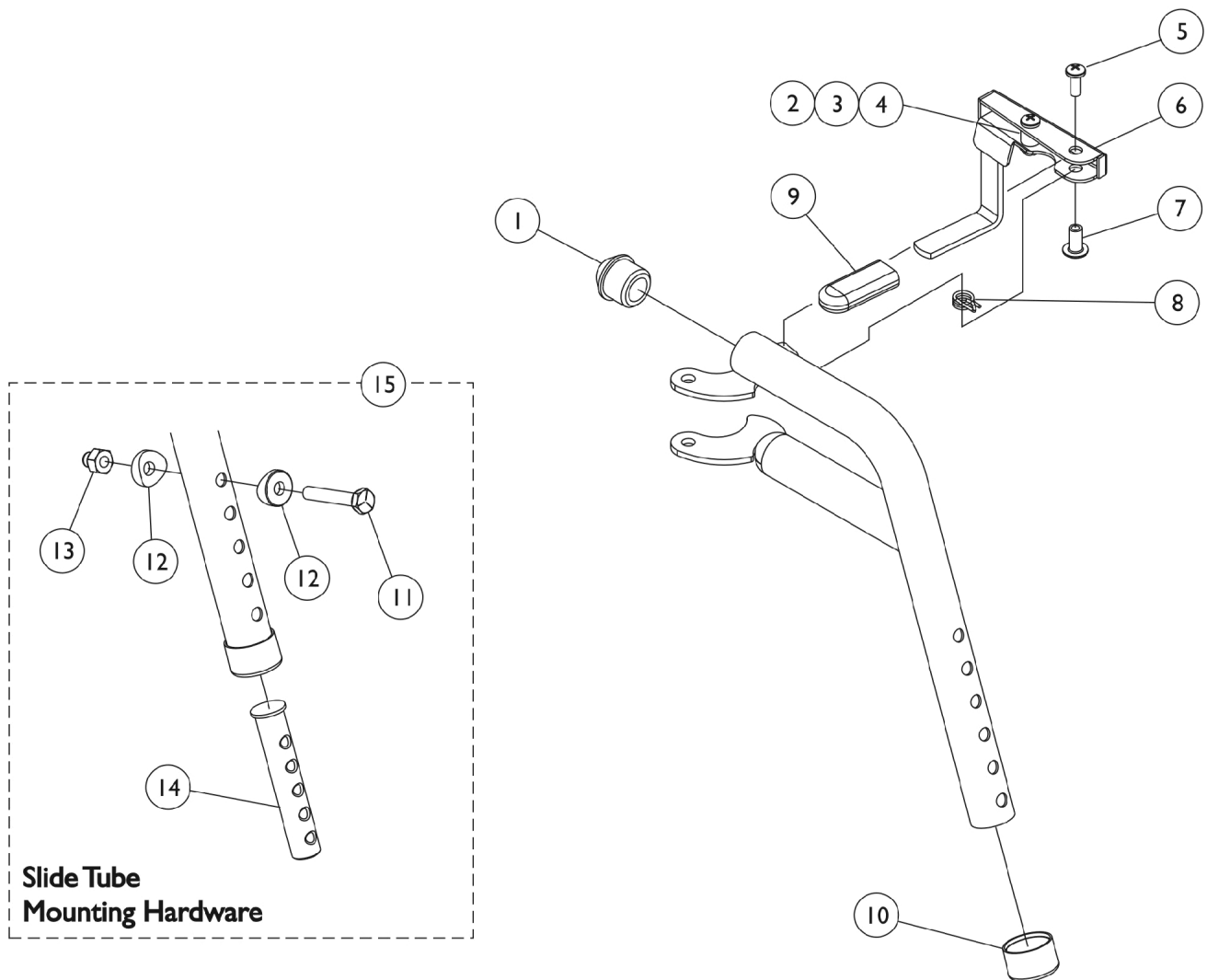
## Footrest Support Assemblies

### Sector Style

Item Number	Note	Part Number	Description	Quantity Per	
				Package	Assembly
1	A,C,F	8881053149	Footrest Support Assembly, 70 Degree Non-Tapered Heavy Duty, Sector, Color - Right	1	1
1	A,C,F	8881053148	Footrest Support Assembly, 70 Degree Non-Tapered Heavy Duty, Sector, Color - Left	1	1
1	A,D,F	8881026996	Footrest Support Assembly, 70 Degree Tapered, Sector, Color - Right	1	1
1	A,D,F	8881026997	Footrest Support Assembly, 70 Degree, Tapered, Sector, Color - Left	1	1
2		1001762	Screw, Socket Button Head (1/4-20 x 1-3/4")	1	1
3	J	1029501	Plug Button, Black (1")	1	1
3	J	1056328	Plug Button, Black (1")	1	1
4		1017148	Pivot, Footrest	1	1
5		1025736	Locknut (1/4-20)	1	1
6		1025451	Screw, Slotted Hex Washer Head (#10-32 x 5/8")	1	2
7		1017423	Screw, Slotted Hex Washer Head w/ Patch (#10-32 x 1/2")	1	1
8		1025454	Housing, Latch - Right	1	1
8		1025455	Housing, Latch - Left	1	1
9		1026124	Collar, Anti-Rattle	1	1
10		1045267	Screw, Hex Head w/ Patch (1/4-20 x 3/4")	1	1
11	B	1026099	Spacer, Coved (1/4 x 11/16 x 1/2")	1	1
12	I	1020534	Insert, Threaded	1	1
13		1070759	Screw, Hex Head (1/4-20 x 1-1/2")	1	1
14		1044214	Nut, Hex with Nylon Cap (1/4-20)	1	1
15	G	1026703	Kit, Pivot/Slide Tube Mounting Hardware (Pair)	1	1
16	H	1057846	Kit, Pivot/Slide Tube Mounting Hardware (Pair)	1	1
	E	1026987	Guard, Impact (8" L)	1	1
<b>NOTE:</b> A - Specify frame color when ordering. See page titled "Frame Finishes and Touch-Up Paints." B - Item 16 takes 2 per assembly C - Uses Item Number 3, Plug Button 1029501 D - Uses Item Number 3, Plug Button 1056328 E - Not Shown. For 70 deg. Tapered Footrest. F - Includes items 2-9 G - Includes items 10-12 H - Includes items 11-14 I - As of 8/15/03, the Threaded Insert was revised from 3 to 5 Holes. Threaded Insert is Backward Compatible and does not require ordering in Pairs. J - See item #1 footnote C or D for Front Rigging Plug Button usage.					

# PHW93 (Hemi) Footrest Support Assembly

## Color (Pin Style)

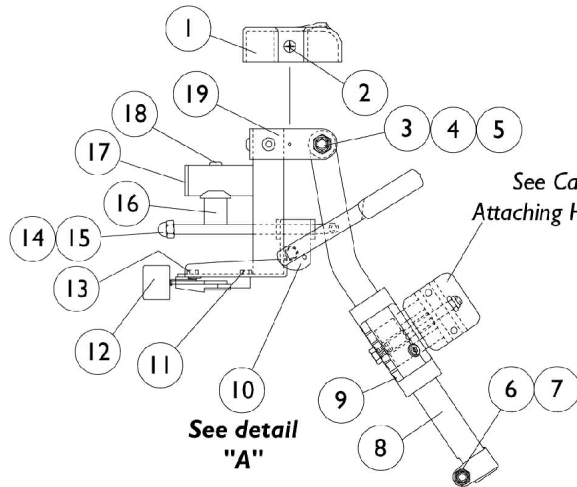




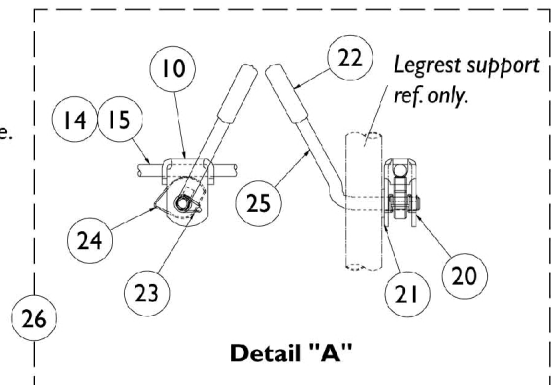
## PHW93 (Hemi) Footrest Support Assembly Color (Pin Style)

Item Number	Note	Part Number	Description	Quantity Per	
				Package	Assembly
1		1020719	Anti-Rattle, Black	1	1
2		1025716	Screw, Phillips Pan Head (#10-32 x 11/16")	1	1
3		47565X057	Bushing (7/32 x 3/8 x 11/32")	1	1
4		1025735	Locknut (#10-32)	1	1
5		1026114	Screw, Phillips Pan Head (#10-32 x 1/2")	1	1
6	A	1114749-NLA	NLA - Handle, Release, Black - Right	1	1
6	A	1114750-NLA	NLA - Handle, Release, Black - Left	1	1
7		1028846-NLA	NLA - Rivnut (#10-32)	1	1
8		1028707	Spring, Release - Right	1	1
8		1028708	Spring, Release - Left	1	1
9		1006490	Tip, Plastic, Black	1	1
10		15680X012	Collar, Anti-Rattle (7/8")	1	1
11		1070759	Screw, Hex Head (1/4-20 x 1-1/2")	1	1
12		1026099	Spacer, Coved (1/4 x 11/16 x 1/2")	1	2
13		1044214	Nut, Hex with Nylon Cap (1/4-20)	1	1
14	D	1020534	Insert, Threaded	1	1
15	C	1074143	Kit, Slide Tube Mounting Hardware	1	1
	B	8881126089	Footrest Support Assembly, Hemi, Color - Right	1	1
	B	8881126090	Footrest Support Assembly, Hemi, Color - Left	1	1
<b>NOTE:</b> A - Includes items 2-4 B - Specify frame color when ordering, see page titled "Frame Finishes and Touch-Up Paints". C - Includes items 11-14 D - As of 8/15/03, the Threaded Insert was revised from 3 to 5 Holes. Threaded Insert is Backward Compatible and does not require ordering in Pairs.					

# AT5544 Legrest Support Assembly (Sector Style) 16"-24" Wide Chairs



See Calf Pads and  
Attaching Hardware page.



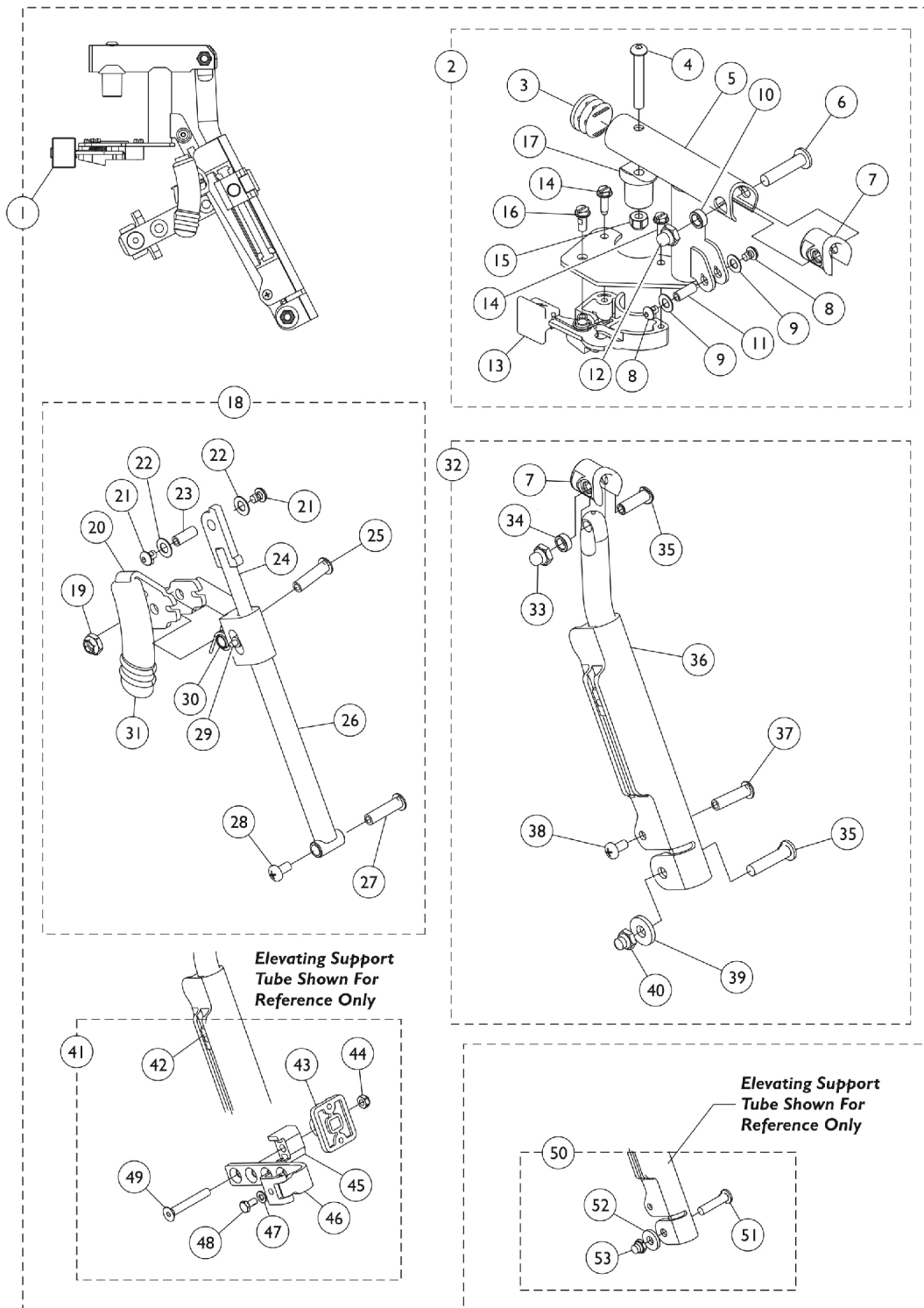
# AT5544 Legrest Support Assembly (Sector Style) 16"-24" Wide Chairs

Item Number	Note	Part Number	Description	Quantity Per	
				Package	Assembly
1		1017187	Cover, Top	1	1
2		1028529	Screw, Phillips Pan Head (#8-32 x 3/8")	1	2
3		40363X000	Hex Nut (3/8"-16)	1	1
4		1058636-NLA	NLA - Washer, Nylon (25/64 x 7/8 x 1/32")	1	2
5		11919X000-NLA	NLA - Screw, Slotted Truss Head (3/8-16 x 1-1/2")	1	1
6		7930330-NLA	NLA - Locknut (5/16-24)	25	1
7		1026030	Bolt, Lug (5/16-24 x 1-3/8")	1	1
8		1043556-NLA	NLA - Tube, Elevating Adjustable Support, Black - Right	1	1
8		1043557-NLA	NLA - Tube, Elevating Adjustable Support, Black - Left	1	1
8	A	8881048851	Tube, Elevating Adjustable Support, Color - Right	1	1
8	A	8881048852	Tube, Elevating Adjustable Support, Color - Left	1	1
9		1032266	Bracket, Legrest Pad Mounting, Black	1	1
10		04528X002	Bracket, Release, Black	1	1
11		1025451	Screw, Slotted Hex Washer Head (#10-32 x 5/8")	1	2
12		1025454	Housing, Latch - Right	1	1
12		1025455	Housing, Latch - Left	1	1
13		7930314	Package, Screw, Slotted Hex Washer Head (#10-32 x 1/2")	25	1
14		42326X001	Bar, Ratchet	1	1
15		7930336-NLA	NLA - Nut, Acorn (5/16-24)	25	1
16		1017148	Pivot, Footrest	1	1
17		1029501	Plug Button, Black (1")	1	1
18		7930301-NLA	NLA - Package, Button Head Cap Screw (1/4-20 x 1-3/4")	25	1
19	A	8881045289	Bracket, Legrest Support, Color - Right	1	1
19	A	8881045290	Bracket, Legrest Support, Color - Left	1	1
20		1040831	Ring, Snap	1	1
21		7930310-NLA	NLA - Washer, Nylon (5/16 x 11/16 x 1/16")	25	1
22		1040060	Tip, Plastic, Black	1	1
23		1037485	Spring, Release	1	1
24		1037125	Cam, Legrest	1	1
25		1037126	Handle, Release	1	1
26	B	1096974	Kit, Elevating Legrest Ratchet Hardware (Pair)	2	1
	C,D	1096943-NLA	NLA - Instruction Sheet, Ratchet Kit	1	1
	A,C	8881045291	Legrest Support Assembly, Sector, Color - Right	1	1
	A,C	8881045292	Legrest Support Assembly, Sector, Color - Left	1	1
<b>NOTE:</b> A - Specify frame color when ordering. See page titled "Frame Finishes and Touch-Up Paints". B - Includes items 10, 14, 15 and 20-25 C - Not Shown D - Item is no longer available from the Invacare Service Parts Department. Refer to the Invacare Website under "Product Literature Search". Enter the part number in the "Keywords" field and download a free PDF version copy.					

# Legrest Support Assembly AT5044

## Wedge Style ("D" shaped tubing)

Specify frame color when ordering. Legrest Support does not include Legrest Pad.



# Legrest Support Assembly AT5044

## Wedge Style ("D" shaped tubing)

Specify frame color when ordering. Legrest Support does not include Legrest Pad.

Item Number	Note	Part Number	Description	Quantity Per	
				Package	Assembly
1	A,G	8881128698	Legrest Support Assembly, Sector, Color - Right	1	1
1	A,G	8881128699	Legrest Support Assembly, Sector, Color - Left	1	1
2	B	8881130747	Legrest Support Tube Assembly, Sector, Color - Right	1	1
3			Plug Button, Black (1")	1	1
4			Screw, Socket Button Head (1/4-20 x 1-3/4")	1	1
5			Tube, Legrest Support, Sector, Color - Right	1	1
6			Bolt, Lug (5/16-24 x 1-3/8")	1	1
7			Plug, Insert (7/8")	1	1
8			Screw, Socket Button Head w/ Patch (#10-32 x 1/4")	1	2
9			Washer (1/4 x 1/2 x 1/32")	1	2
10			Spacer (5/16 x 1/2 x 3/16")	1	1
11			Spacer, Threaded (10-32 x 1/4 x 5/8")	1	1
12			Nut, Low Cap (5/16"-24)	1	1
13			Housing, Latch - Right	1	1
14			Screw, Slotted Hex Washer Head (#10-32 x 5/8")	1	2
15			Locknut (1/4-20)	1	1
16			Screw, Slotted Hex Washer Head w/ Patch (#10-32 x 1/2")	1	1
17			Pivot, Footrest	1	1
3		1140823	Package, Plug Button, Black (1")	10	1
2	B	8881130748	Legrest Support Tube Assembly, Sector, Color - Left	1	1
3			Plug Button, Black (1")	1	1
4			Screw, Socket Button Head (1/4-20 x 1-3/4")	1	1
5			Tube, Legrest Support, Sector, Color - Left	1	1
6			Bolt, Lug (5/16-24 x 1-3/8")	1	1
7			Plug, Insert (7/8")	1	1
8			Screw, Socket Button Head w/ Patch (#10-32 x 1/4")	1	2
9			Washer (1/4 x 1/2 x 1/32")	1	2
10			Spacer (5/16 x 1/2 x 3/16")	1	1
11			Spacer, Threaded (10-32 x 1/4 x 5/8")	1	1
12			Nut, Low Cap (5/16"-24)	1	1
13			Housing, Latch - Left	1	1
14			Screw, Slotted Hex Washer Head (#10-32 x 5/8")	1	2
15			Locknut (1/4-20)	1	1
16			Screw, Slotted Hex Washer Head w/ Patch (#10-32 x 1/2")	1	1
17			Pivot, Footrest	1	1
3		1140823	Package, Plug Button, Black (1")	10	1
18	C	1130749	Kit, Pivot Rod Assembly - Right	1	1

# Legrest Support Assembly AT5044

## Wedge Style ("D" shaped tubing)

Specify frame color when ordering. Legrest Support does not include Legrest Pad.

Item Number	Note	Part Number	Description	Quantity Per	
				Package	Assembly
19			Locknut (1/4-20)	1	1
20			Lever, Release - Right	1	1
21			Screw, Socket Button Head w/ Patch (#10-32 x 1/4")	1	2
22			Washer (1/4 x 1/2 x 1/32")	1	2
23			Spacer, Threaded (10-32 x 1/4 x 5/8")	1	1
24			Rod, Pivot	1	1
25			NLA - Screw, Socket Button Head (1/4-20 x 1-1/4")	1	1
26			Guide, Pivot Rod	1	1
27			Rivnut (10-32 x 1")	1	1
28			NLA - Screw, Phillips Pan Head w/Patch (#10-24 x 3/8")	1	1
29			Pin, Roller	1	1
30			Spring, Torsion	1	1
31			Cap, Brake Lever End, Black	1	1
31		1130584	Package, Cap, Brake Lever End, Black	10	1
18	C	1130750	Kit, Pivot Rod Assembly - Left	1	1
19			Locknut (1/4-20)	1	1
20			Lever, Release - Left	1	1
21			Screw, Socket Button Head w/ Patch (#10-32 x 1/4")	1	2
22			Washer (1/4 x 1/2 x 1/32")	1	2
23			Spacer, Threaded (10-32 x 1/4 x 5/8")	1	1
24			Rod, Pivot	1	1
25			NLA - Screw, Socket Button Head (1/4-20 x 1-1/4")	1	1
26			Guide, Pivot Rod	1	1
27			Rivnut (10-32 x 1")	1	1
28			NLA - Screw, Phillips Pan Head w/Patch (#10-24 x 3/8")	1	1
29			Pin, Roller	1	1
30			Spring, Torsion	1	1
31			Cap, Brake Lever End, Black	1	1
31		1130584	Package, Cap, Brake Lever End, Black	10	1
32	D	8881164115-NL A	NLA - Kit, Elevating Support Tube, Color - Right	1	1
7			Plug, Insert (7/8")	1	1
33			Locknut, Nylon Cap (5/16-24)	1	1
34			Spacer (5/16 x 1/2 x 3/16")	1	1
35			Bolt, Lug (5/16-24 x 1-3/8")	1	1
36			Tube, Elevating Support, Color - Right	1	1
37			Rivnut, Phillips Pan Head (10-24 x 1")	1	1
38			Screw, Phillips Pan Head w/ Patch (10-24 x 3/8")	1	1
39			Washer (#20)	1	1

# Legrest Support Assembly AT5044

## Wedge Style ("D" shaped tubing)

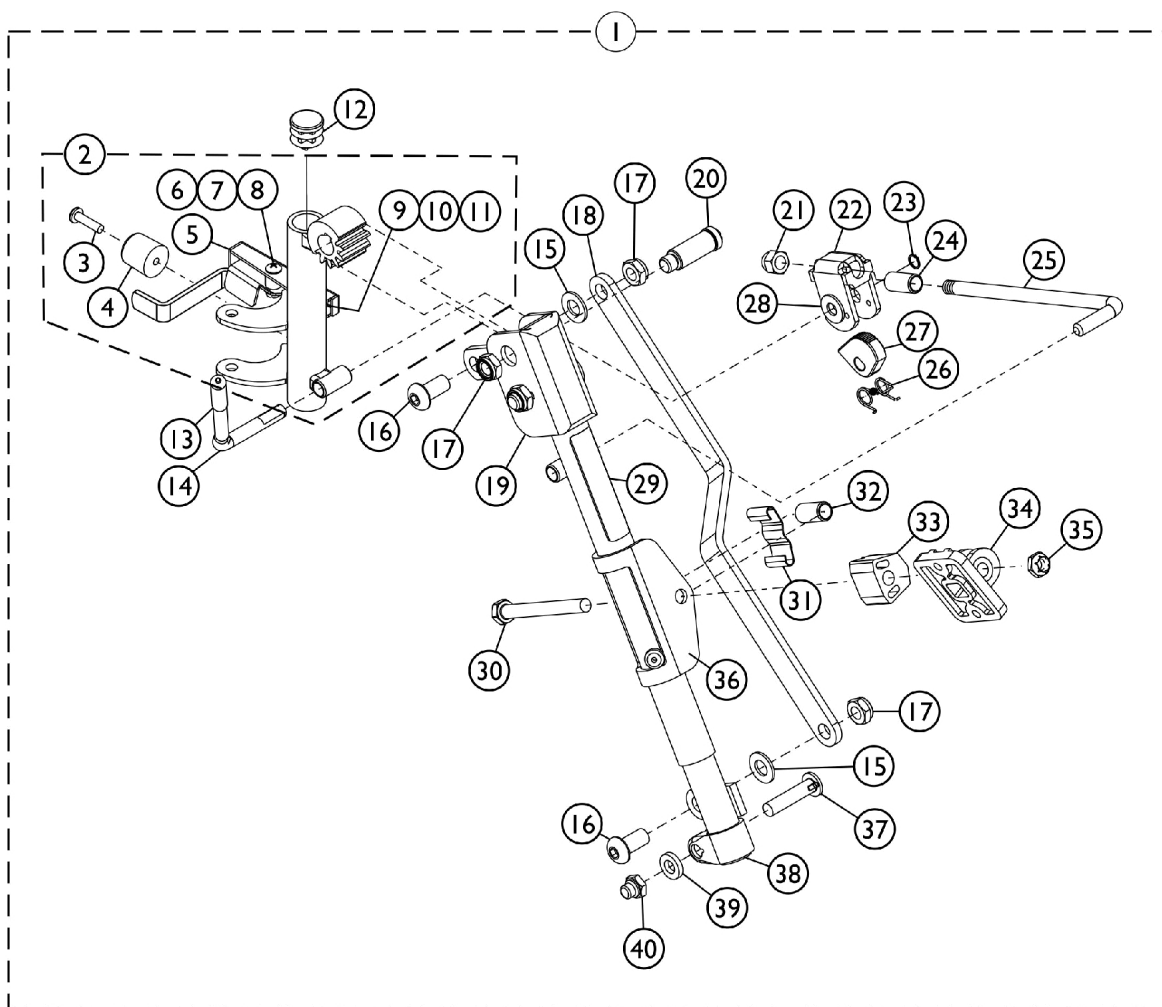
Specify frame color when ordering. Legrest Support does not include Legrest Pad.

Item Number	Note	Part Number	Description	Quantity Per	
				Package	Assembly
40	D	8881164116-NL A	Locknut, Nylon Cap (5/16-24)	1	1
32			NLA - Kit, Elevating Support Tube, Color - Left	1	1
7			Plug, Insert (7/8")	1	1
33			Locknut, Nylon Cap (5/16-24)	1	1
34			Spacer (5/16 x 1/2 x 3/16")	1	1
35			Bolt, Lug (5/16-24 x 1-3/8")	1	1
36			Tube, Elevating Support, Color - Left	1	1
37			Rivnut, Phillips Pan Head (10-24 x 1")	1	1
38			Screw, Phillips Pan Head w/ Patch (10-24 x 3/8")	1	1
39			Washer (#20)	1	1
40	E	1130754	Locknut, Nylon Cap (5/16-24)	1	1
41			Kit, Legrest Pad Hardware	1	1
42			T-Nut (1/4-20)	1	1
43			Plate, Legrest Pad	1	1
44			Locknut (5/16-18)	1	1
45			Spacer, Legrest Pad, Black	1	1
46			Bracket Assembly, Adjustable Legrest Pad, Color	1	1
47			NLA - Washer, Steel (1/4 x 1/2 x 3/64")	1	1
48			Screw, Hex Head w/ Patch (1/4-20 x 1/2")	1	1
49			Screw, Socket Flat Head (5/16-18 x 2-1/4")	1	1
50	F	1130753	Kit, Pivot Slide Tube Attaching Hardware	1	1
51			Bolt, Lug (5/16-24 x 1-3/8")	1	1
52			Washer (#20)	1	1
53			Locknut, Nylon Cap (5/16-24)	1	1
			Kit, Housing Latch Handle w/Hardware - Right	1	1
13		1151367	Housing, Latch - Right	1	1
14			Screw, Slotted Hex Washer Head (#10-32 x 5/8")	1	2
16		1151368	Screw, Slotted Hex Washer Head w/ Patch (#10-32 x 1/2")	1	1
			Kit, Housing Latch Handle w/Hardware - Left	1	1
13			Housing, Latch - Left	1	1
14			Screw, Slotted Hex Washer Head (#10-32 x 5/8")	1	2
16			Screw, Slotted Hex Washer Head w/ Patch (#10-32 x 1/2")	1	1

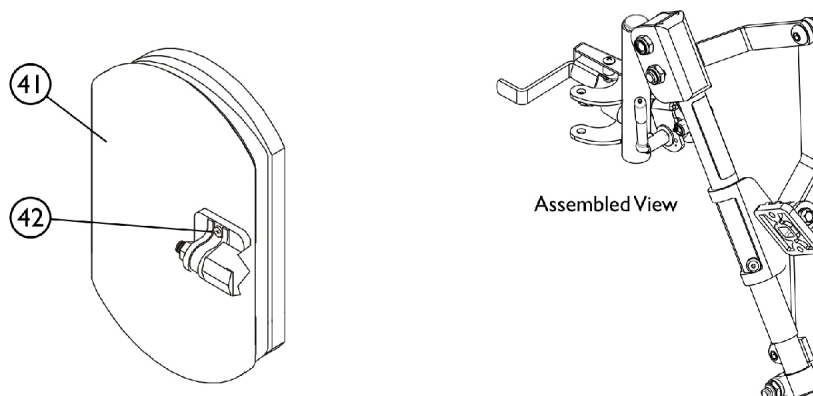
NOTE: A - Includes items 2, 18, 32, and 41. Specify frame color when ordering this item.  
 B - Includes items 3 thru 17. Specify frame color when ordering this item.  
 C - Includes items 19 thru 31.  
 D - Includes items 7 and 33 thru 40. Specify frame color when ordering this item.  
 E - Includes items 42 thru 49.  
 F - Includes items 51 thru 53.  
 G - Includes items 13, 14 and 16.

# PHAL4A (Hemi) Articulating Legrest Support Assembly Chrome

Due to a change to the Legrest Calf Pad size made on 4/23/12, you must also order the hardware kit (1068649) when ordering replacement Calf Pads.



SHEP\_001A





# PHAL4A (Hemi) Articulating Legrest Support Assembly

## Chrome

Due to a change to the Legrest Calf Pad size made on 4/23/12, you must also order the hardware kit (1068649) when ordering replacement Calf Pads.

Item Number	Note	Part Number	Description	Quantity Per	
				Package	Assembly
1	B,D,D1	1031437-NLA	NLA - Legrest Support Assembly, Articulating, Hemi, Chrome - Right	1	1
1	B,D,D1	1031438-NLA	NLA - Legrest Support Assembly, Articulating, Hemi, Chrome - Left	1	1
2	D,D1,H	1023092-NLA	NLA - Legrest Support Tube Assembly, Hemi, Chrome - Right	1	1
2	D,D1,H	1023093-NLA	NLA - Legrest Support Tube Assembly, Hemi, Chrome - Left	1	1
3		1030979	Screw, Phillips Pan Head Tap (#10-32 x 3/4")	1	1
4		1022874	Bumper	1	1
5	E	1035539	Handle, Release, Black - Right	1	1
5	E	1035540	Handle, Release, Black - Left	1	1
6		47565X057	Bushing (7/32 x 3/8 x 11/32")	1	1
7		60279X003	Locknut (#10-32)	1	1
8		40163X008	Screw, Phillips Pan Head (#10-32 x 11/16")	1	1
9		1008935	Spring, Release - Right	1	1
9		1008936	Spring, Release - Left	1	1
10		67005X000	Rivnut (#10-32)	1	1
11		40163X002	Screw, Phillips Round Head (#10-32 x 1/2")	1	1
12		1027097	Plug Button, Black (3/4")	1	1
13		1040060	Tip, Plastic, Black	1	1
14		1037126	Handle, Release	1	1
15		1049527	Washer, Nylon (3/8 x 3/4 x 1/16")	1	2
16		1022866-NLA	NLA - Screw, Socket Button Head (3/8-16 x 3/4")	1	2
17		40363X000	Hex Nut (3/8"-16)	1	3
18		1022846-NLA	NLA - Bar, Link, Black	1	1
19		1022877-NLA	NLA - Tube, Support and Drive Link, Chrome - Right	1	1
19		1022878-NLA	NLA - Tube, Support and Drive Link, Chrome - Left	1	1
20		1022854-NLA	NLA - Screw, Shoulder Slotted Head (1/2 x 1-1/8", 3/8-16)	1	1
21		10261X000	Nut, Acorn (5/16-24)	1	1
22		04528X002	Bracket, Release, Black	1	1
23		1040831	Ring, Snap	1	1
24		47328X003	Bushing, Pivot (5/16 x 7/16 x 7/8")	1	1
25		42326X004	Bar, Ratchet - Right/Left	1	1
26		1037485	Spring, Release	1	1
27		1037125	Cam, Legrest	1	1
28		1013519	Washer, Nylon (5/16 x 11/16 x 1/16")	1	1
29		1024911-NLA	NLA - Decal, Smartleg	1	1
30		1014807	Screw, Hex Head (5/16-24 x 3-1/4")	1	1
31		48823X008	Spring, Leaf	1	1
32		47328X003	Bushing, Pivot (5/16 x 7/16 x 7/8")	1	1

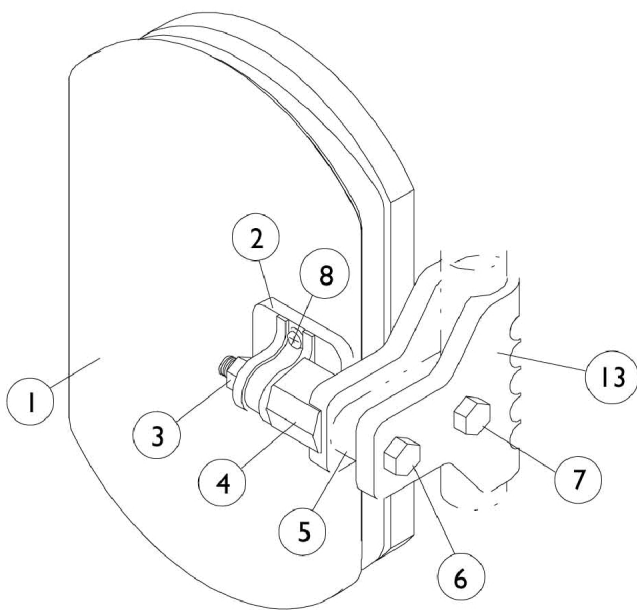
# PHAL4A (Hemi) Articulating Legrest Support Assembly Chrome

Due to a change to the Legrest Calf Pad size made on 4/23/12, you must also order the hardware kit (1068649) when ordering replacement Calf Pads.

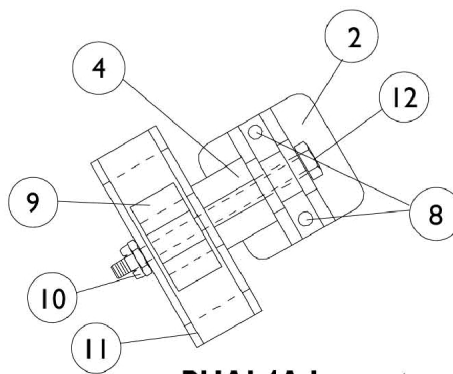
Item Number	Note	Part Number	Description	Quantity Per	
				Package	Assembly
33		1025133	Spacer, Legrest Pad, Black	1	1
34		04526X019	Plate, Legrest Pad	1	1
35		60264X001	Locknut (5/16-24)	1	1
36		1025104	Bracket, Legrest, Chrome	1	1
37		11232X009	Bolt, Lug (5/16-24 x 1-3/8")	1	1
38		1022848	Tube, Slide, Articulating, Chrome - Right	1	1
38		1022849	Tube, Slide, Articulating, Chrome - Left	1	1
39		1027377	Washer (#20)	1	1
40		1107321	Nut, Low Cap (5/16"-24)	1	1
41	A,C,G	8881091764	Pad, Legrest, Vinyl - Right/Left	1	1
42	F	1068649	Hardware, Legrest Pad	1	1
			Screw, Phillips Pan Head (#10-32 x 11/16")	1	2
			Screw, Phillips Pan Head (#10-32 x 1")	1	2
			Instruction Sheet, Legrest Pad Mtg.	1	1
43		1006490	Tip, Plastic, Black	1	1
NOTE: A - Specify upholstery color U67 black when ordering. B - Includes items 3-40. C - For 16" and wider seats. D - Release Handle revised 10/25/06. When a complete Legrest Assembly item #1 or a Legrest Support Tube Assembly item #2 is ordered for chairs manufactured before 10/25/06, order the opposite side "Release Handle" item #5 to match. D1 - Both Release Handles pictured to identify the difference. Release Handle after 10/24/06 does not require a rubber tip E - Release Handle revised 10/25/06. For chairs manufactured before 10/25/06, order in pairs to match. F - Includes Screws and Instruction Sheet. G - Due to a change to the Legrest Calf Pad size made on 4/23/12, you must also order the hardware kit (1068649) when ordering replacement Calf Pads. H - Includes the Legrest Support Tube and items 3-11.					

## Calf Pads and Attaching Hardware

**Due to a change to the Legrest Calf Pad size made on 4/23/12, you must also order the hardware kit (1066591) when ordering replacement Calf Pads.**



**AT5544 Legrest.**



## PHAL4A Legrest

# Calf Pads and Attaching Hardware

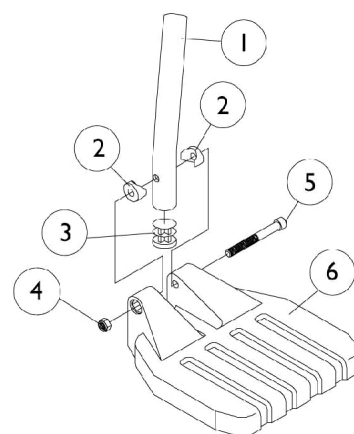
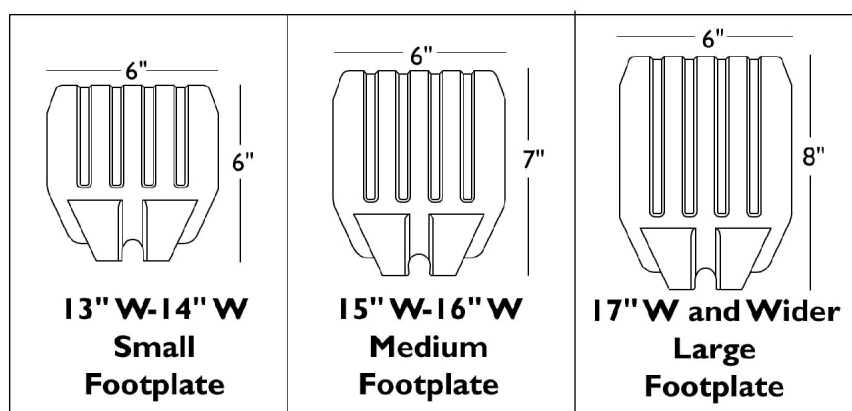
Due to a change to the Legrest Calf Pad size made on 4/23/12, you must also order the hardware kit (1066591) when ordering replacement Calf Pads.

Item Number	Note	Part Number	Description	Quantity Per	
				Package	Assembly
1	A,D	8881091759	Pad w/ Cover and Screws, Legrest Vinyl (Pair)	2	1
1	A,D	8881091764	Pad, Legrest, Vinyl - Right/Left	1	1
1	A,B,D	88804529X003	Pad, Legrest, Vinyl - Right	1	1
1	A,B,D	88804529X004	Pad, Legrest, Vinyl - Left	1	1
2		04526X019	Plate, Legrest Pad	1	1
3		7930330-NLA	NLA - Locknut (5/16-24)	25	1
4		1025133	Spacer, Legrest Pad, Black	1	1
5		1032267	Spacer, Legrest Pad Mounting, Black	1	1
6		1037110	Screw, Hex Head (5/16-24 x 3-1/2")	1	1
7		1028514	Screw, Hex Head (5/16-24 x 1-1/2")	1	1
8	C	1066591	Hardware, Legrest Pad	1	1
			Screw, Phillips Pan Head (#10-32 x 11/16")	1	2
			Screw, Phillips Pan Head (#10-32 x 1")	1	2
			Instruction Sheet, Legrest Pad Mtg.	1	1
8	E	1068649	Hardware, Legrest Pad	1	1
			Screw, Phillips Pan Head (#10-32 x 11/16")	1	2
			Screw, Phillips Pan Head (#10-32 x 1")	1	2
			Instruction Sheet, Legrest Pad Mtg.	1	1
9		48823X008	Spring, Leaf	1	1
10		7930363-NLA	NLA - Package, Locknut (5/16"-24)	25	1
11		1025104	Bracket, Legrest, Chrome	1	1
12		1014807	Screw, Hex Head (5/16-24 x 3-1/4")	1	1
13		1032266	Bracket, Legrest Pad Mounting, Black	1	1
NOTE: A - Specify upholstery color. See page titled "Frame Finishes, Touch-Up Paints and Upholstery Options". B - 14"-15" Wide Chairs C - Includes Screws and Instruction Sheet. D - Due to a change to the Legrest Calf Pad size made on 4/23/12, you must also order the hardware kit (1066591) when ordering replacement Calf Pads. E - Used for AT5044 Legrest					

# Pivot/Slide Tube and 1651 Composite Footplates

NOTE: Heel Loops are not included. See Footrest and Legrest Accessories.

NOTE: For complete pivot/slide tube and footplate assemblies, see Front Riggings Reference Charts



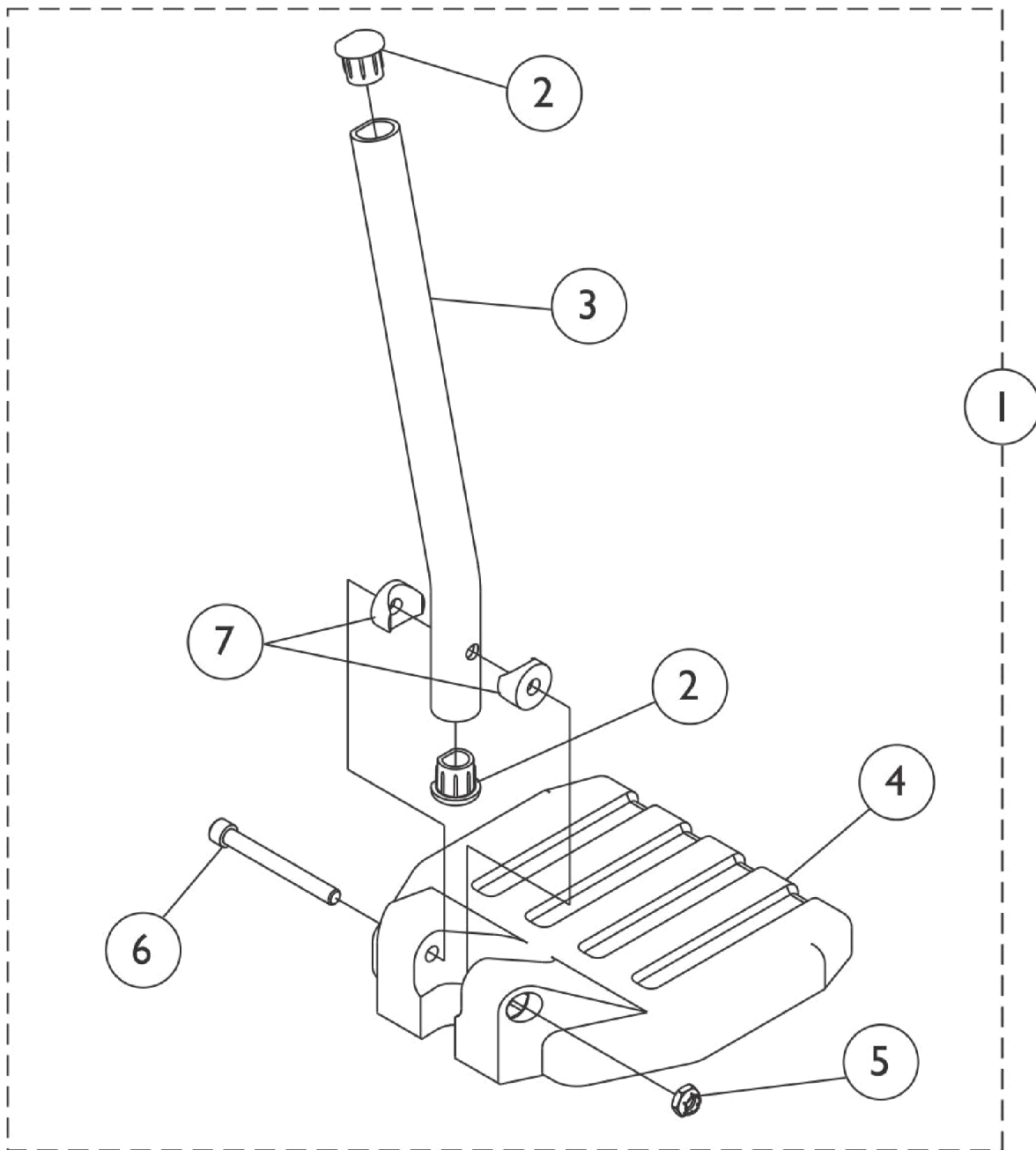
## Pivot/Slide Tube and 1651 Composite Footplates

NOTE: Heel Loops are not included. See Footrest and Legrest Accessories.

NOTE: For complete pivot/slide tube and footplate assemblies, see Front Riggings Reference Charts

Item Number	Note	Part Number	Description	Quantity Per	
				Package	Assembly
1		1057852	Tube, Pivot/Slide, Curved End, Steel, Black (9-7/8")	1	1
1		1057854	Tube, Pivot/Slide, Curved End, 2" Longer, Steel, Black	1	1
1		1058418	Tube, Pivot/Slide, Curved End, 4" Longer, Steel, Black	1	1
2		1025457	Spacer, Coved (1/4 x 3/4 x 1 1/32")	1	2
3		1027097	Plug Button, Black (3/4")	1	1
4		7930323-NLA	NLA - Package, Locknut (1/4-20)	25	1
5		7930366	Package, Socket Head Screw (1/4-20 x 2-1/4")	25	1
6	A	1026879	Footplate, Composite, Small, Black (6" W x 6" L)	1	1
6	B	1026880	Footplate, Composite, Medium, Black (7" W x 6" L)	1	1
6	C	1026881	Footplate, Composite, Large, Black (8" W x 6" L)	1	1
6	D	1026879	Footplate, Composite, Small, Black (6" W x 6" L)	1	1
6	E	1026880	Footplate, Composite, Medium, Black (7" W x 6" L)	1	1
6	F	1026881	Footplate, Composite, Large, Black (8" W x 6" L)	1	1
NOTE: A - 12"-14" Wide B - 15"-16" Wide C - 17" and Wider D - 15"-17" Wide 70 ST TAPER E - 18"-19" Wide 70 ST TAPER F - 20" and Wider 70 ST TAPER					

## Footplate and Pivot Tube Assemblies 1651 Composite



**Used on Wedge Style Elevating Legrest AT5044**

SCM\_435A

## Footplate and Pivot Tube Assemblies 1651 Composite

Item Number	Note	Part Number	Description	Quantity Per	
				Package	Assembly
1	A	See Chart	#1 AT5044 Elevating Legrest - Wedge Style	1	1
2		1134427	Package, Plug Button, Black, "D" Shaped (3/4")	10	1
3		1134428	Pivot/Slide Tube w/ D Insert, Black	1	1
3		1134429	Pivot/Slide Tube w/ D Insert, Black (2" Longer)	1	1
4		1026879	Footplate, Composite, Small, Black (6" W x 6" L)	1	1
4		1026880	Footplate, Composite, Medium, Black (7" W x 6" L)	1	1
4		1026881	Footplate, Composite, Large, Black (8" W x 6" L)	1	1
5		1025195	Locknut (1/4-20)	1	1
6		60285X006	Screw, Socket Head (1/4-20 x 2-1/4")	1	1
7		1025457	Spacer, Coved (1/4 x 3/4 x 1 1/32")	1	2

NOTE: A - Includes items 2-7

### #1 AT5044 Elevating Legrest - Wedge Style Curved End

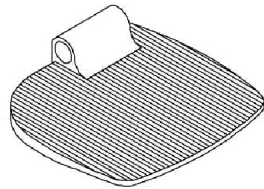
Right/Left	Small Long 14" Wide	Small 2" Longer 14" Wide	Medium Long 15" - 16" Wide	Medium 2" Longer 15" - 16" Wide	Large Long 17" - 24" Wide	Large 2" Longer 17" - 24" Wide
Right	1132078	1132107	1132080	1132109	1132082	1132111
Left	1132079	1132108	1132081	1132110	1132083	1132112



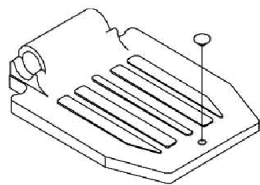
# Pivot/Slide Tube and 1650, 1350 Aluminum Footplates

NOTE: Heel Loops are not included. See Footrest and Legrest Accessories

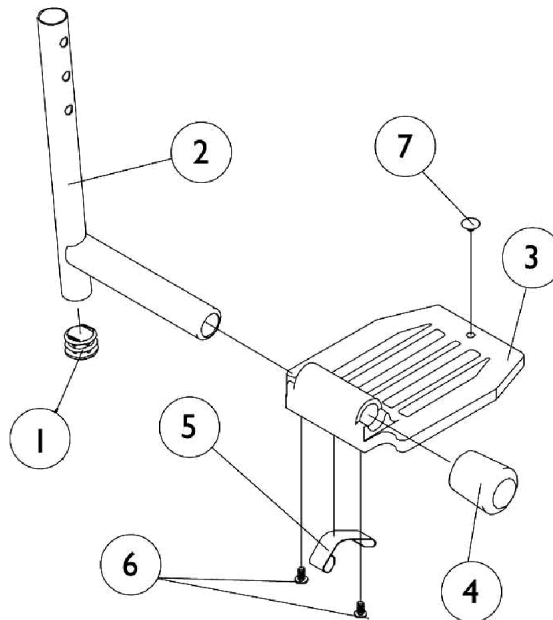
NOTE: For complete pivot/slide tube and footplate assemblies, see Front Riggings Reference Charts.



**1350  
Extra Large**



**16"-24" Wide  
1650 Standard Alum.**



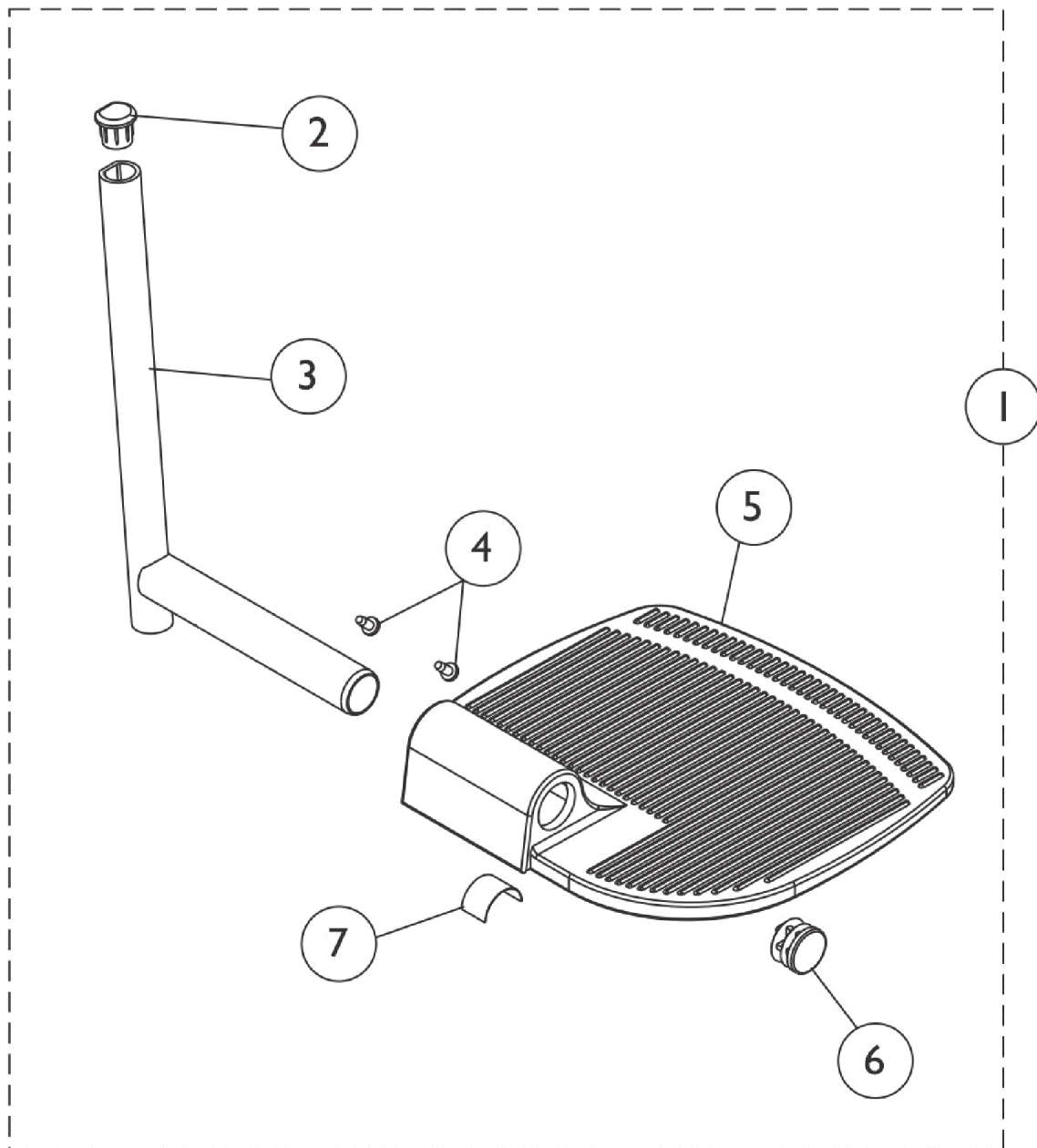
# Pivot/Slide Tube and 1650, 1350 Aluminum Footplates

**NOTE: Heel Loops are not included. See Footrest and Legrest Accessories**

**NOTE: For complete pivot/slide tube and footplate assemblies, see Front Riggings Reference Charts.**

Item Number	Note	Part Number	Description	Quantity Per	
				Package	Assembly
1		1027097	Plug Button, Black (3/4")	1	1
2	A	1048834	Pivot/Slide Tube w/ Plug Button, Black	1	1
2	A	1098906	Pivot/Slide Tube w/ Plug Button, Black (2" Longer)	1	1
2	A	1086482	Pivot/Slide Tube w/ Plug Button, Black (4" Longer)	1	1
2	B	1041526	Pivot/Slide Tube w/ Plug Button Assembly, Chrome	1	1
2	C	1041526	Pivot/Slide Tube w/ Plug Button Assembly, Chrome	1	1
3		44200X027	Footplate, Aluminum, Medium, Black (7-3/4" W x 6" L)	1	1
3		44200X025	Footplate, Aluminum, Extra Large, Black - Right (8" W x 8-1/2" L)	1	1
3		44200X026	Footplate, Aluminum, Extra Large, Black - Left (8" W x 8-1/2" L)	1	1
4	D	1016346	Cap, End, Tube, Black (7/8")	1	1
4	E	1027095	Plug Button, Black (7/8")	1	1
5	D	1006981	Spring, Tension	1	2
5	E	1036123	Spring, Leaf	1	1
6		7930354-NLA	NLA - Package, Phillips Head Screw (#8-32 x 3/8")	25	1
7		1070168	Plug, Push, Footplate	1	1
NOTE: A - Extra Large footplate for AT5544, 70, PHW93, B - Extra Large footplate for PHAL4A C - Standard Aluminum footplate for PHAL4 D - For Standard Aluminum footplate E - For Extra Large footplate					

## Footplate and Pivot/Slide Tube Assemblies 1350 Extra Large Aluminum



**Used on Wedge Style AT5044 Elevating Legrests**

SCM\_437A

## Footplate and Pivot/Slide Tube Assemblies 1350 Extra Large Aluminum

Item Number	Note	Part Number	Description	Quantity Per	
				Package	Assembly
1	A	See Chart	#9 Pivot/Slide Tube w/ Extra Large Aluminum Footplate Assembly	1	1
2		1134427	Package, Plug Button, Black, "D" Shaped (3/4")	10	1
3		1134431	Pivot/Slide Tube w/ Plug Buttons, Black	1	1
4		1025729	Screw, Phillips Pan Head Tap (#8-32 x 3/8")	1	2
5		1002343	Footplate, Aluminum, Extra Large, Black - Right (7" W x 8-1/2" L)	1	1
5		1002344	Footplate, Aluminum, Extra Large, Black - Left (7" W x 8-1/2" L)	1	1
5		44200X025	Footplate, Aluminum, Extra Large, Black - Right (8" W x 8-1/2" L)	1	1
5		44200X026	Footplate, Aluminum, Extra Large, Black - Left (8" W x 8-1/2" L)	1	1
6		1130582	Package, Plug Button, Black (7/8")	10	1
7		1036123	Spring, Leaf	1	1

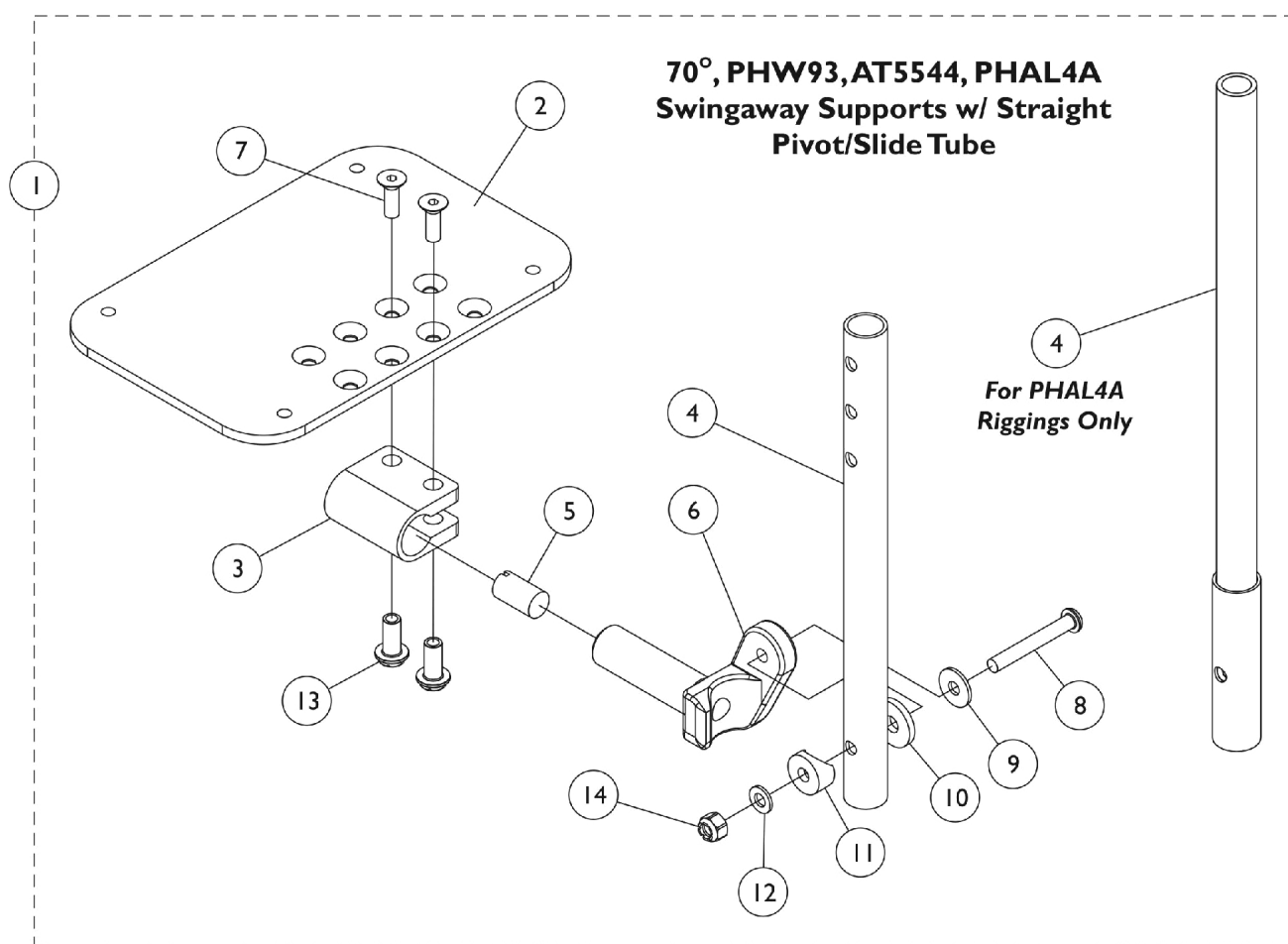
NOTE: A - Includes items 2-7.

### #1 Pivot/Slide Tube w/ Extra Large Aluminum Footplate Assembly

Footplate Style	Chair Width	Right	Left
AT5044, AT5044LIFT	14" - 15"	1153941	1153942
AT5044, AT5044LIFT	16" - 24"	1132084	1132085

# Adjustable Angle Footplate Assemblies - AT5543 70 Deg., PHW93, AT5544, PHAL4A Swingaway Supports

NOTE: Heel loops are not included. See Footrest and Legrest Accessories.



# Adjustable Angle Footplate Assemblies - AT5543

## 70 Deg., PHW93, AT5544, PHAL4A Swingaway Supports

**NOTE: Heel loops are not included. See Footrest and Legrest Accessories.**

Item Number	Note	Part Number	Description	Quantity Per	
				Package	Assembly
1	A	See Chart	Pivot/Slide Tubes w/ Footplate Assemblies	1	1
2	C,G	1060426-NLA	NLA - Footplate, Adjustable Angle, Medium, Black (4-1/4" W x 8" L)	1	1
2	B,C	1113572	Footplate, Adjustable Angle, Medium, Black (4-1/4" W x 8" L)	1	1
2	D,G	1060427-NLA	NLA - Footplate, Adjustable Angle, Large, Black (5-1/4" W x 8" L)	1	1
2	B,D	1113573	Footplate, Adjustable Angle, Large, Black (5-1/4" W x 8" L)	1	1
2	E,G,H	1062569-NLA	NLA - Footplate, Adjustable Angle, Extra Large, Black (6-1/4" W x 8" L)	1	1
2	B,E	1113574	Footplate, Adjustable Angle, Extra Large, Black (6-1/4" W x 8" L)	1	1
3		1058517	Clamp, Footplate	1	1
4		1057855	Tube, Pivot and Slide, Straight, Steel, Black (9-7/8" L)	1	1
4		1057856	Tube, Pivot/Slide, Straight, Steel, Black (11-7/8" L)	1	1
4		1121135	Tube, Pivot/Slide, Straight, Steel, Black (13-7/8" L)	1	1
4	F	1091745-NLA	NLA - Tube, Pivot/Slide, Straight, Steel, Chrome (13-7/8" L)	1	1
5		1048816	Screw, Nylon Adjustment (1/2-13 x 7/8")	1	1
6		1052102	Hinge, Footplate - Right	1	1
6		1052103	Hinge, Footplate - Left	1	1
7		1029545	Screw, Socket Flat Head (1/4-20 x 3/4")	1	2
8		7930321-NLA	NLA Package, Screw, Socket Button Head (1/4-20 x 1-7/8")	25	1
9		1026907	Washer (1/4 x 1/2 x 1/16")	1	1
10		7930313	Package, Washer, Nylon (5/16 x 7/8 x 1/8")	25	1
11		1025457	Spacer, Coved (1/4 x 3/4 x 11/32")	1	1
12		1026900	Washer (1/4 x 23/32 x 1/16")	1	1
13		1082686	Nut, Barrel, Hex Head (1/4-20 x 11/16")	1	2
14		7930333	Locknut (1/4-20)	25	1

**NOTE:** A - Includes Items 2 thru 14.  
 B - The footplate design was changed after 9/1/2008 with rounder corners and accessory holes changed from 8 to 4.  
 C - For 12-13" wide chairs  
 D - For 14-15" wide chairs  
 E - For 16" and wider chairs.  
 F - For PHAL4A only.  
 G - Used before 9/2/08.  
 H - Part #1062569 is No Longer Available. Order part #1113574 as a replacement. It is recommended to order in pairs to match.

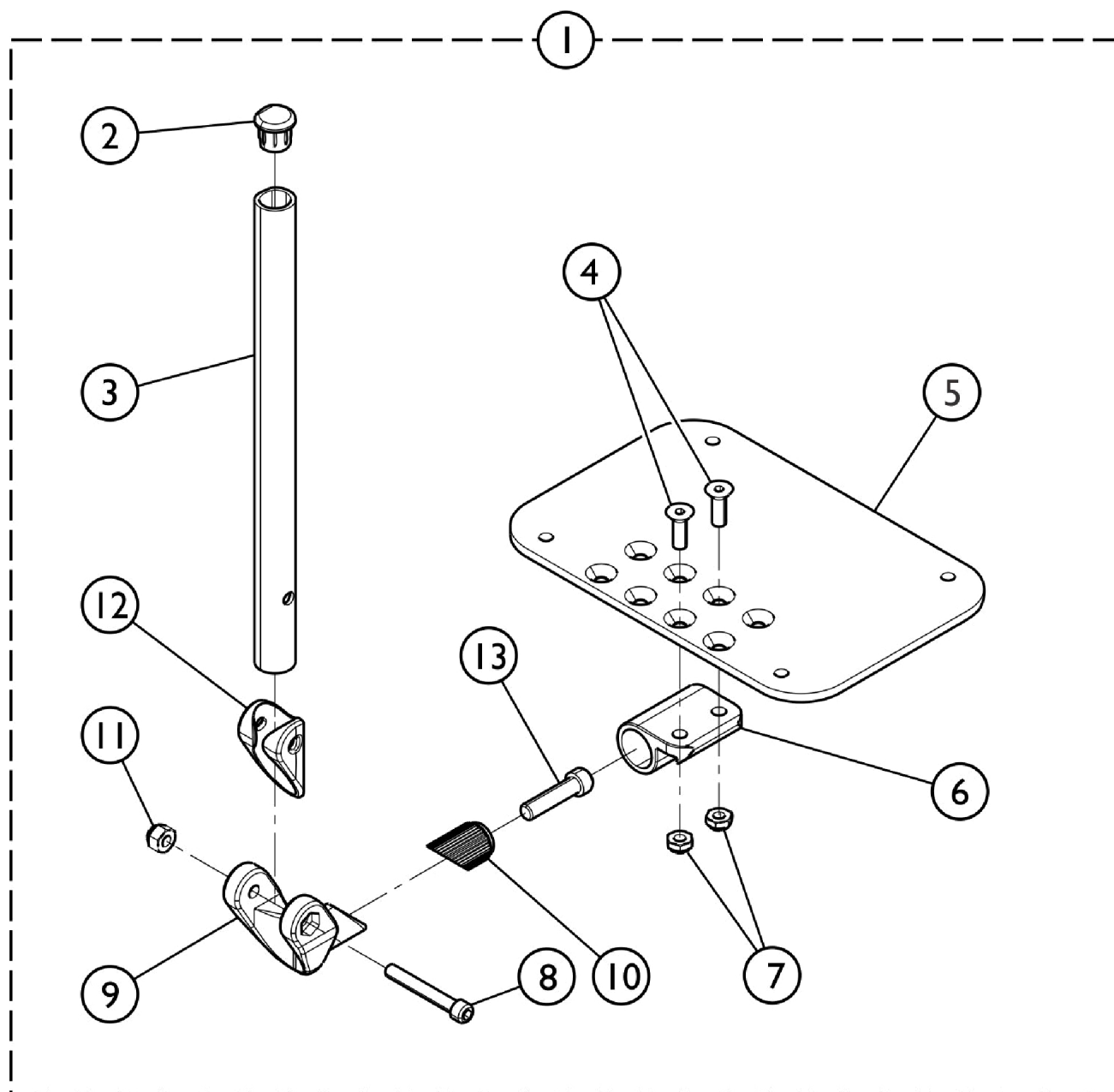
# Adjustable Angle Footplate Assemblies - AT5543 70 Deg., PHW93, AT5544, PHAL4A Swingaway Supports

**NOTE: Heel loops are not included. See Footrest and Legrest Accessories.**

## #1 Pivot/Slide Tube with Footplate Assemblies

Rigging Type	70, PHW93, AT5544 (9-7/8" Tube)	70, PHW93, AT5544 (11-7/8" Tube)	70, PHW93, AT5544 (13-7/8" Tube)	PHAL4A (13-7/8" Tube)
12-13" W - Right (4-1/4" Footplate)	1060442	N/A	N/A	N/A
12-13" W - Left (4-1/4" Footplate)	1060443	N/A	N/A	N/A
14-15" W - Right (5-1/4" Footplate)	1060444	1062758	1121138-NLA	1091775-NLA
14-15" W - Left (5-1/4" Footplate)	1060445	1062759	1121139-NLA	1091776-NLA
16" and Wider - Right (6-1/4" Footplate)	1062756	1062760	1121140	1091777-NLA
16" and Wider - Left (6-1/4" Footplate)	1062757	1062761	1121141	1091778-NLA

# Adjustable Angle Footplate Assemblies AT5543 For AT5044



**Used on Wedge Style Elevating Legrests (AT5044)**

SCM\_438A



# Adjustable Angle Footplate Assemblies AT5543 For AT5044

Item Number	Note	Part Number	Description	Quantity Per	
				Package	Assembly
1	A	See Chart	#15 Wedge Style AT5044 Elevating Legrests	1	1
2		1134427	Package, Plug Button, Black, "D" Shaped (3/4")	10	1
3		1134433	Pivot/Slide Tube w/ D Insert, Black	1	1
3		1134432	Pivot/Slide Tube w/ D Insert, Black (2" Longer)	1	1
4		1113578	Screw, Socket Flat Head (1/4-28 x 3/4")	1	2
5		1113573	Footplate, Adjustable Angle, Large, Black (5-1/4" W x 8" L)	1	1
5		1113574	Footplate, Adjustable Angle, Extra Large, Black (6-1/4" W x 8" L)	1	1
5		1113575	Footplate, Adjustable Angle, XX- Large, Black (7-1/4" W x 8" L)	1	1
6		1113528	Bracket, Adjustable Angle Footplate, Black	1	1
7		1025765	Locknut (1/4-28)	1	2
8		1096810	Screw, Socket Head (1/4-28 x 1-3/4")	1	1
9		1113529	Hinge, Adjustable Angle Footrest	1	1
10		1113530	Attachment, Hinge	1	1
11		1065362	Locknut (1/4-28)	1	1
12		1114688	Spacer, Hinge, Black	1	1
13	1021344	Screw, Socket Head (5/16-18 x 1-1/2")	1	1	
NOTE: A - Includes items 2-13.					

## #1 Adjustable Angle Footplates w/ Pivot Tubes

### Wedge Style AT5044 Elevating Legrests

Straight Slide Tube (10-1/4")	Right	Left	ALPT Straight Slide Tube (12-1/4")	Right	Left
14" - 15" Wide (5-1/4" Footplate)	1132061	1132062	14" - 15" Wide (5-1/4" Footplate)	1132089	1132090
16" - 17" Wide (6-1/4" Footplate)	1132063	1132064	16" - 17" Wide (6-1/4" Footplate)	1132091	1132092
18" - 24" Wide (7-1/4" Footplate)	1132065	1132066	18" - 24" Wide (7-1/4" Footplate)	1132093	1132094

## Footrest and Legrest Accessories

**NOTE: Heel loops for Power Articulating Legrest located on Power Articulating Legrest page.**

Item Number	Note	Part Number	Description	Quantity Per	
				Package	Assembly
	A	1032243	Strap, Calf w/ Hook and Loop (36" L)	1	1
	A,B	1032214	H-Strap (24" L)	1	1
	A,C	1032215	H-Strap (26" L)	1	1
	A,D	1032216	H-Strap (31" L)	1	1
	A,E	1026987	Guard, Impact (8" L)	1	2
	A	See Chart	Heel Loops and Hardware (Not Including AT5543)	1	1
	A	See Chart	Attaching Hardware Part Numbers (Not Including AT5543)	1	1
	A	See Chart	AT5543 Heel Loops, Heel Loops w/ Ankle Straps and Hardware	1	1
	A	See Chart	Toe Loops and Hardware	1	1
NOTE: A - Not Shown B - 12-14" wide seats C - 15-16" wide seats D - 17" and wider seats E - For 70 deg. Tapered Footrest.					

### Heel Loops and Hardware (Not Including AT5543)

Footplate Type	Chair Width	Heel Loop Single #	Heel Loop Pair #	Heel Loop w/ Ankle Strap Single # Rt.	Heel Loop w/ Ankle Strap Single # Lt.	Heel Loop w/ Ankle Strap Pair #	Attaching Hardware Pair #
Composite Small (1651)	12-14" W or 15-17" W Tapered	1028412-NLA	1035912-NLA	1035908-NLA	1035909-NLA	1035906	1035931
Composite Medium (1651)	15-16" W or 18-19" W Tapered	1017621	1035917-NLA	1035919	1035920	1035918	1035931
Composite Large (1651)	17-24" W or 20-24" W Tapered	1017621	1035917-NLA	1035932-NLA	1035933-NLA	1035930	1035931
Standard Aluminum (1650)	14-15" W	1025234-NLA	1035905	1035908-NLA	1035909-NLA	1035906	1035907
Standard Aluminum (1650)	16-24" W	1017621	1035917-NLA	1035919	1035920	1035918	1035907
X-Large Aluminum (1350)	16-24" W	1017621	1035917-NLA	1035919	1035920	1035918	1055241

## Footrest and Legrest Accessories

**NOTE:** Heel loops for Power Articulating Legrest located on Power Articulating Legrest page.

### Attaching Hardware Part Numbers (Not Including AT5543)

Footplate Type	Part Number	Part Number Consists of
Composite (1651)	1035931	(2) Screw, Phillips Pan Head (1/4-20 x 2-1/4") (2) Spacer (1/4 x 11/32 x 1-3/4") (2) Hex Nut w/ Nylon Cap (1/4-20) (2) Flat Washer (1/4 x 5/8 x 1/16")
Standard Aluminum (1650)	1035907	(2) Screw, Phillips Pan Head (1/4-20 x 2-1/2") (2) Spacer (1/4 x 11/32 x 1-3/4") (2) Locknut (1/4-20)
X-Large Aluminum (1350)	1055241	(2) Screw, Phillips Pan Head (1/4-20 x 2-1/4") (2) Spacer (1/4 x 11/32 x 1-3/4") (2) Locknut (1/4-20)

## Footrest and Legrest Accessories

**NOTE: Heel loops for Power Articulating Legrest located on Power Articulating Legrest page.**

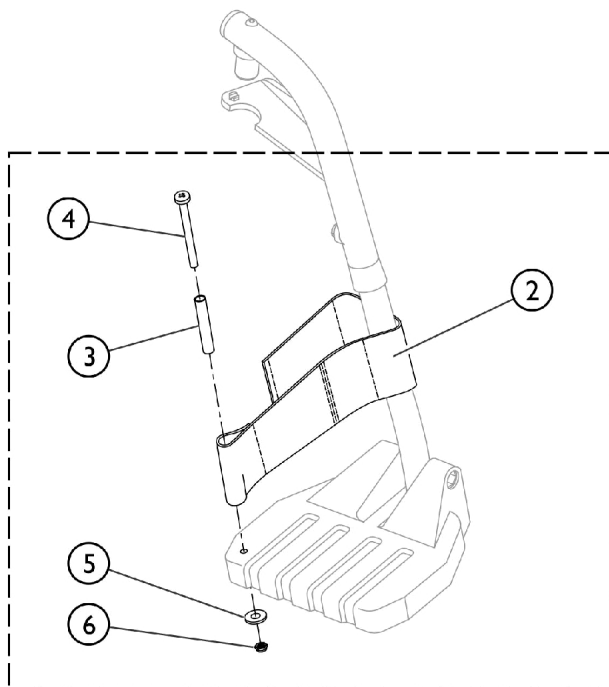
### AT5543 Heel Loops, Heel Loops w/ Ankle Straps and Hardware

Footplate Type	Part Number	Part Number Consists of
AT5543 Adj. Angle	1160723 Kit, Heel Loop w/ Hardware, Adjustable Angle Footplate (Pair)	(2) Heel Loops (4) Screw, PPH (1/4-20 x 2-1/4") (4) Spacer (4) Locknut (1/4-20)
AT5543 Adj. Angle	1160724 Kit, Heel Loop w/ Ankle Strap and Hardware, Adjustable Angle Footplate (Pair)	(2) Heel Loops w/ Ankle Straps (4) Screw, PPH (1/4-20 x 2-1/4") (4) Spacer (4) Locknut (1/4-20)
Attaching Hardware Only	1035931 Kit, Heel Loop Attaching Hardware (Pair)	(2) Screw, Phillips Pan Head (1/4-20 x 2-1/4") (2) Spacer (1/4 x 11/32 x 1-3/4") (2) Hex Nut w/ Nylon Cap (1/4-20) (2) Flat Washer (1/4 x 5/8 x 1/16")

### Toe Loops (1345) and Attaching Hardware

Footplate Type	Toe Loop w/o Hardware Single #	Toe Loop w/o Hardware Pair #	Attaching Hardware Part Number	Attaching Hardware Consists of
1651, 1650, 1350, Footplates	04572X025	1037087	1037089	(4) Screw, Phillips Pan Head (#10-32 x 7/8") (4) Washer (1/4 x 3/4 x 3/32") (4) Locknut (#10-32)
AT5543 Footplates	04572X025	1037087	1104749	(4) Screw, Phillips Pan Head (#10-32 x 1/2") (4) Locknut (#10-32)

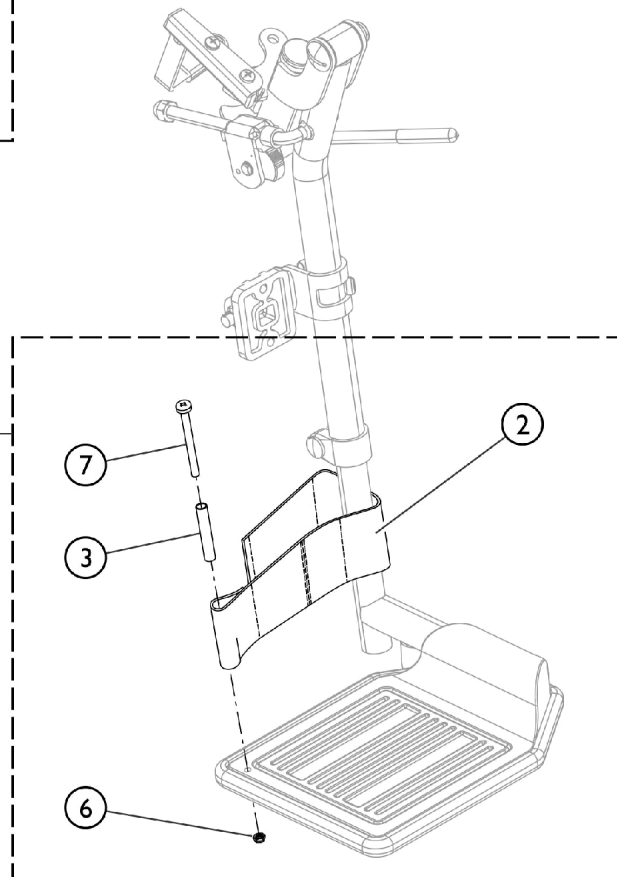
# Front Riggings - Adjustable Heel Loops



**I Heel Loop and Hardware for All Footplate Options (Except Deluxe I450)**

**Heel Loop and Hardware for Deluxe (I450) Footplates**

**II**



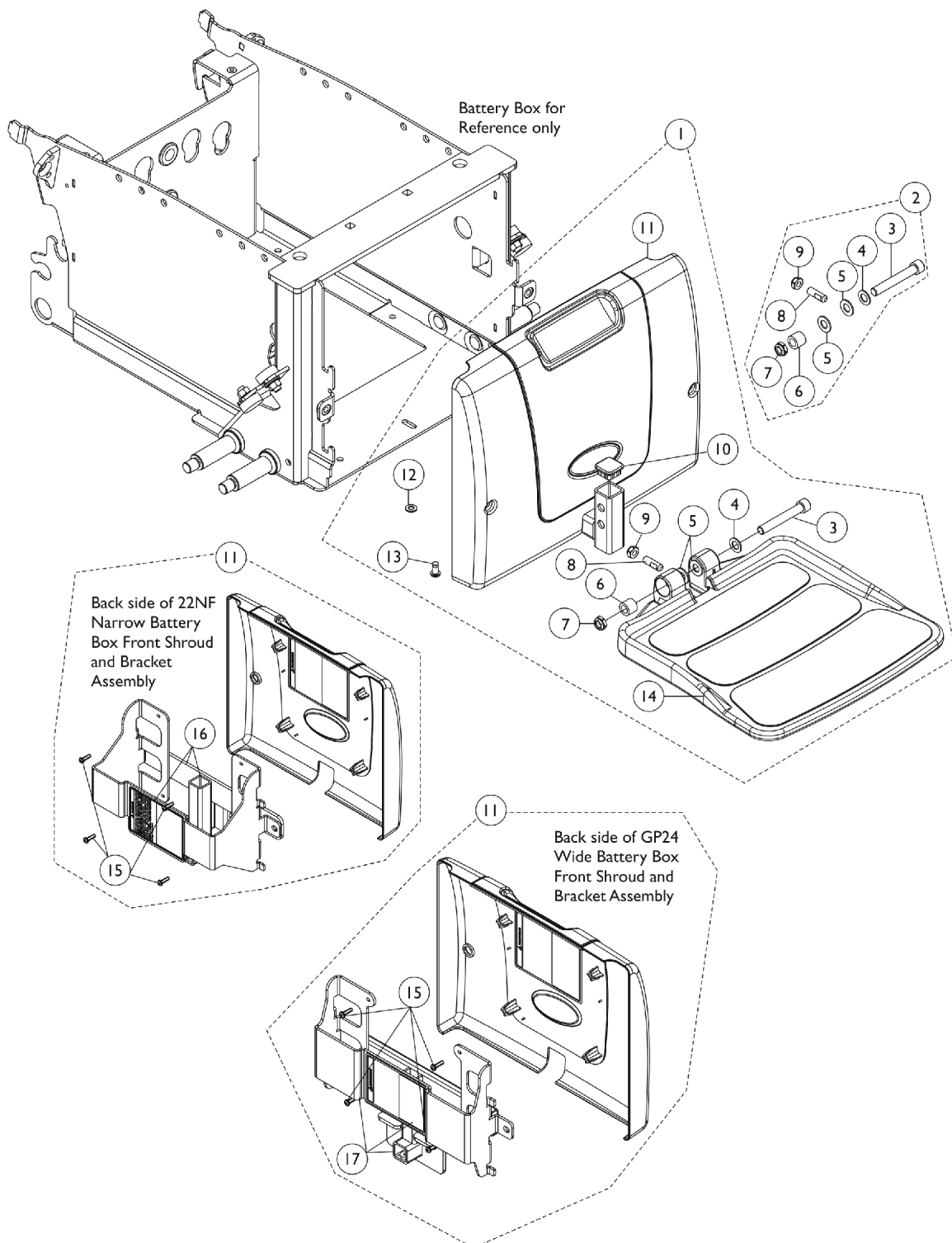
SCM\_058A

## Front Riggings - Adjustable Heel Loops

Item Number	Note	Part Number	Description	Quantity Per	
				Package	Assembly
1	A	1191117	Kit, Heel Loop, Adjustable w/ Hardware (Pair)	1	1
2			Heel Loop	1	2
3			NLA - Spacer (1/4 x 11/32 x 1-3/4")	1	2
4			NLA - Screw, Phillips Pan Head (1/4-20 x 2-1/4")	1	2
5			Washer, Flat (1/4 x 5/8 x 1/16")	1	2
6			Nut, Hex, Nylon Cap (1/4-20)	1	2
			Instruction Sheet, Adjustable Heel Loop	1	1
11	B	1191116	Kit, Heel Loop, Adjustable w/ Hardware, Deluxe 1450 (Pair)	1	1
2			Heel Loop	1	2
3			NLA - Spacer (1/4 x 11/32 x 1-3/4")	1	2
6			Nut, Hex, Nylon Cap (1/4-20)	1	2
7			NLA - Screw, Phillips Pan Head (1/4-20 x 2-1/2")	1	2
			Instruction Sheet, Adjustable Heel Loop	1	1

NOTE: A - Kit includes items 2 - 6. Used with all Footplates except Deluxe (1450).  
 B - Kit includes items 2, 3, 6, and item 7. Used with Deluxe (1450) Footplates only.

# 90FB Flip-Up Removable Footboard Assembly

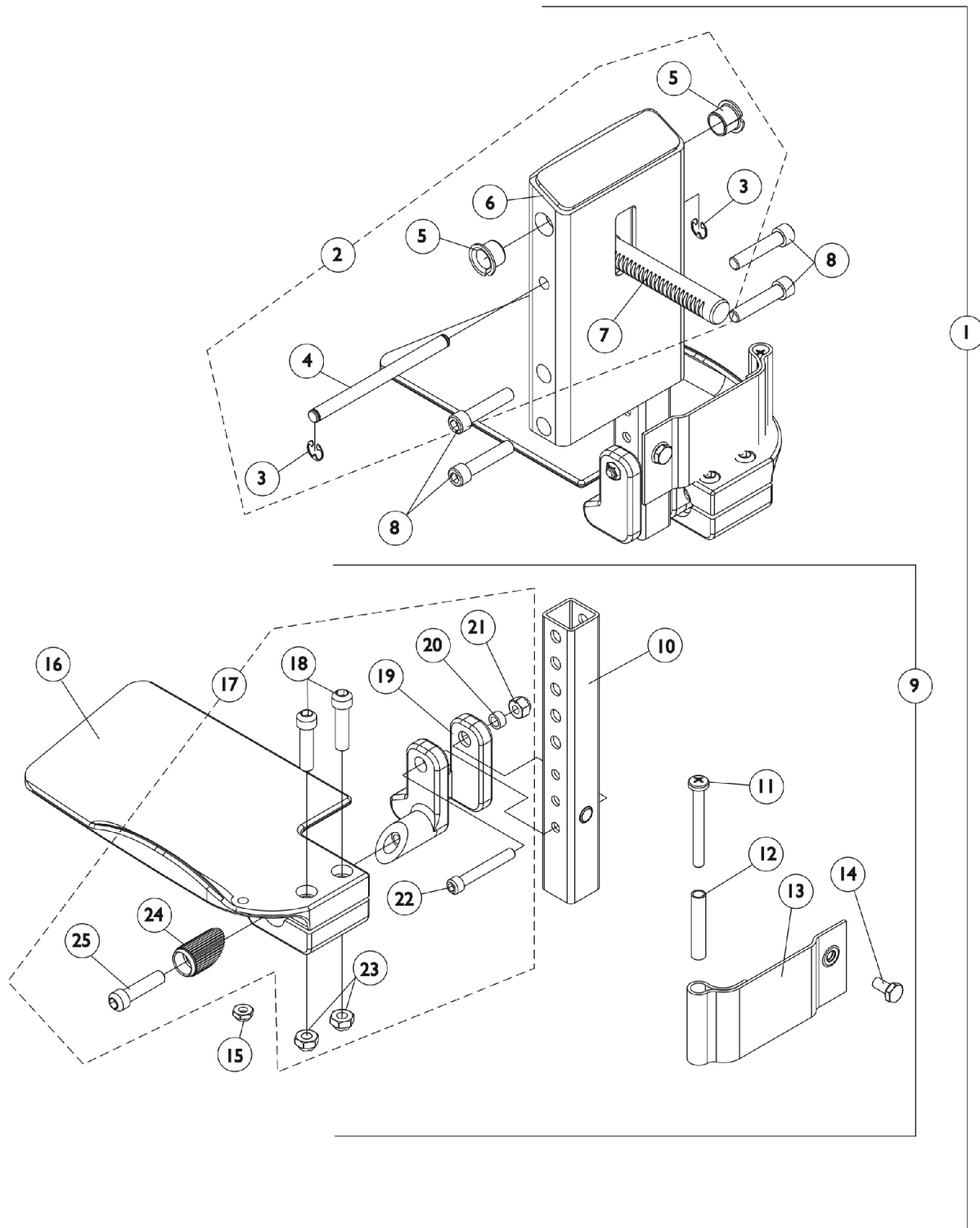


## 90FB Flip-Up Removable Footboard Assembly

Item Number	Note	Part Number	Description	Quantity Per	
				Package	Assembly
1	A	1147943	Kit, 90FB Footboard, Bracket, Shroud, Decals and Hardware (For 22NF Batteries)	1	1
1	A	1147944	Kit, 90FB Footboard, Bracket, Shroud, Decals and Hardware (For GP24 Batteries)	1	1
2	B	1147134	Kit, Footboard Mounting Hardware	1	1
3			Screw, Socket Head (3/8-16 x 2-1/2")	1	1
4			Washer, Flat (3/8 x 11/16 x 1/16")	1	1
5			Washer, Nylon (3/8 x 3/4 x 1/16")	1	2
6			Bushing (3/8 x 5/8 x 1/2")	1	1
7			Locknut, Low Profile (3/8-16)	1	1
8			Screw, Set Socket Flat Point (5/16-18 x 1")	1	1
9			Locknut (5/16-18)	1	1
10			1105038	Plug Button, Black (1" Square)	1
11	C	1147937	Front Shroud and Bracket Assembly, 90FB (For 22NF Batteries)	1	1
11	D	1147938	Front Shroud and Bracket Assembly, 90FB (For GP24 Batteries)	1	1
12		1026907	Washer (1/4 x 1/2 x 1/16")	1	1
13		1045267	Screw, Hex Head w/ Patch (1/4-20 x 3/4")	1	1
14		1114311	Footboard w/ Cover (11-1/4" W x 11-1/2" L)	1	1
15		1114276	Screw, Phillips Pan Head (#8-16 x 5/8")	1	4
16		1147133-NLA	NLA - Kit, Bracket with Decal (For 22NF Batteries)	1	1
17		1147942-NLA	NLA - Kit, Bracket with Decal (For GP24 Batteries)	1	1
NOTE: A - Includes items 3-14 B - Includes items 3-9 C - Includes items 15 and 16 D - Includes items 15 and 17					



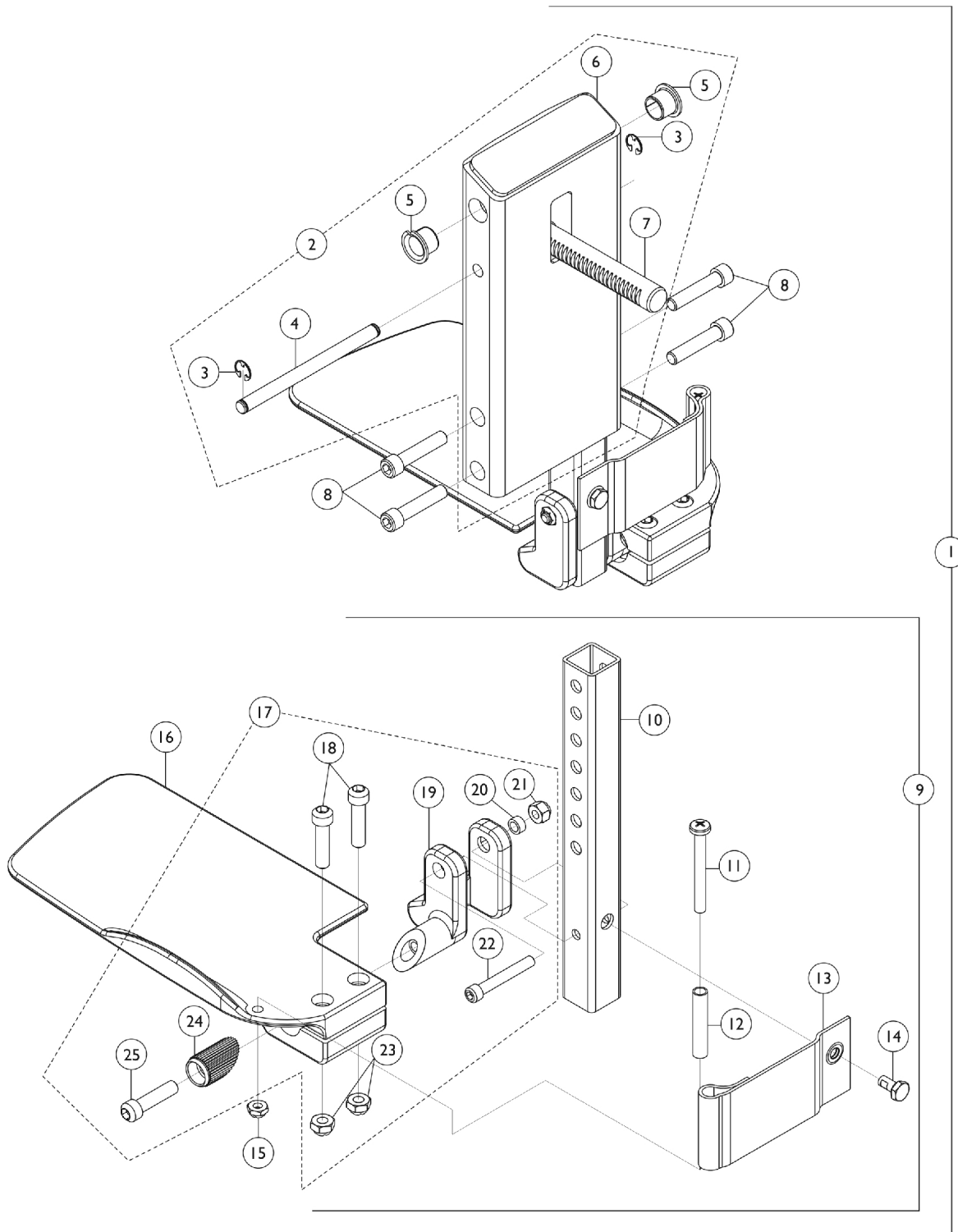
# Front Rigging - Center Mount Rigging (CTMT-FJ) Before 12/10/08 (CTMT-FJ = 9-1/4" - 12" Range)



# Front Rigging - Center Mount Rigging (CTMT-FJ) Before 12/10/08 (CTMT-FJ = 9-1/4" - 12" Range)

Item Number	Note	Part Number	Description	Quantity Per	
				Package	Assembly
1	A	See Note	See Footnote	1	1
2	B	1123021-NLA	NLA - Legrest Support Assembly, Center Mount, Junior, Black	1	1
3		1113376-NLA	NLA - Ring, Retainer (1/4 x 1/2 x 1/64")	1	2
4		1113373-NLA	NLA - Pin, Angle, Adjustable, ASBA	1	1
5		1110669	Bearing, Flange (1/2 x 13/16 x 1/2")	1	2
6		1121984-NLA	NLA - Support, Junior Legrest (CTMTJ/CTMT-FJ)	1	1
7		1113372	Rack, Center Mount Rigging Angle Adjustable	1	1
8		1021344	Screw, Socket Head (5/16-18 x 1-1/2")	1	4
9	C	1123042-NLA	NLA - Extension Tube and Footplate Assembly w/ Heel Loop, Junior - Right	1	1
9	C	1123043-NLA	NLA - Extension Tube and Footplate Assembly w/ Heel Loop, Junior - Left	1	1
10		1123044	Tube, Footrest Extension, Short (CTMTJ/CTMT-FJ = 9-1/4 - 12") (CTMT/CTMT-F = 12-1/4 - 15") (PCTMT = 10 - 13")	1	1
11		1021421-NLA	NLA - Screw, Phillips Pan Head (1/4-20 x 2-1/4")	1	2
12		1006477-NLA	NLA - Spacer (1/4 x 11/32 x 1-3/4")	1	2
13		1121996-NLA	NLA - Heel Loop, Center Mount Rigging	1	2
14		1078214	Screw, Hex Head w/ Patch (1/4-20 x 1/2")	1	2
15		1025195	Locknut (1/4-20)	1	2
16	E	1121988-NLA	NLA - Footplate, CTMTJ/CTMT-FJ - Right (5-1/4" W x 8-13/16" L)	1	1
16	E	1121989-NLA	NLA - Footplate, CTMTJ/CTMT-FJ - Left (5-1/4" W x 8-13/16" L)	1	1
17	D	1120345-NLA	NLA - Center Mount Rigging Footplate Mounting Hardware - Right	1	1
17	D	1121123-NLA	NLA - Center Mount Rigging Footplate Mounting Hardware - Left	1	1
18		1021343	Screw, Socket Head (5/16-18 x 1-1/4")	1	2
19		1113384-NLA	NLA - Hinge, Adjustable Angle - Right	1	1
19		1113385-NLA	NLA - Hinge, Adjustable Angle - Left	1	1
20		1047449-NLA	NLA - Spacer (1/4 x 3/8 x 3/16")	1	1
21		1065362	Locknut (1/4-28)	1	1
22		1096810	Screw, Socket Head (1/4-28 x 1-3/4")	1	1
23		1108122-NLA	NLA - Locknut (5/16-18)	1	2
24		1113530	Attachment, Hinge	1	1
25		1021343	Screw, Socket Head (5/16-18 x 1-1/4")	1	1
<b>NOTE:</b> A - As of 12/10/08, item 1 is no longer available. Individual parts may be ordered separately. B - Includes items 3-7 C - Includes items 10-16 & 17 D - Includes items 18-25 E - Item #16 - Footplate design revised 2/28/07 to accommodate items 18 & 23. Replace footplates in pairs and order new footplate hardware for chairs mfg. before 2/28/07.					

# Front Rigging - Center Mount Rigging (CTMT-F) Before 12/10/08 (CTMT-F = 12-1/4" - 15" Range)



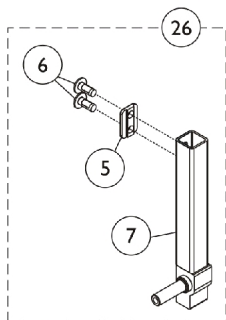
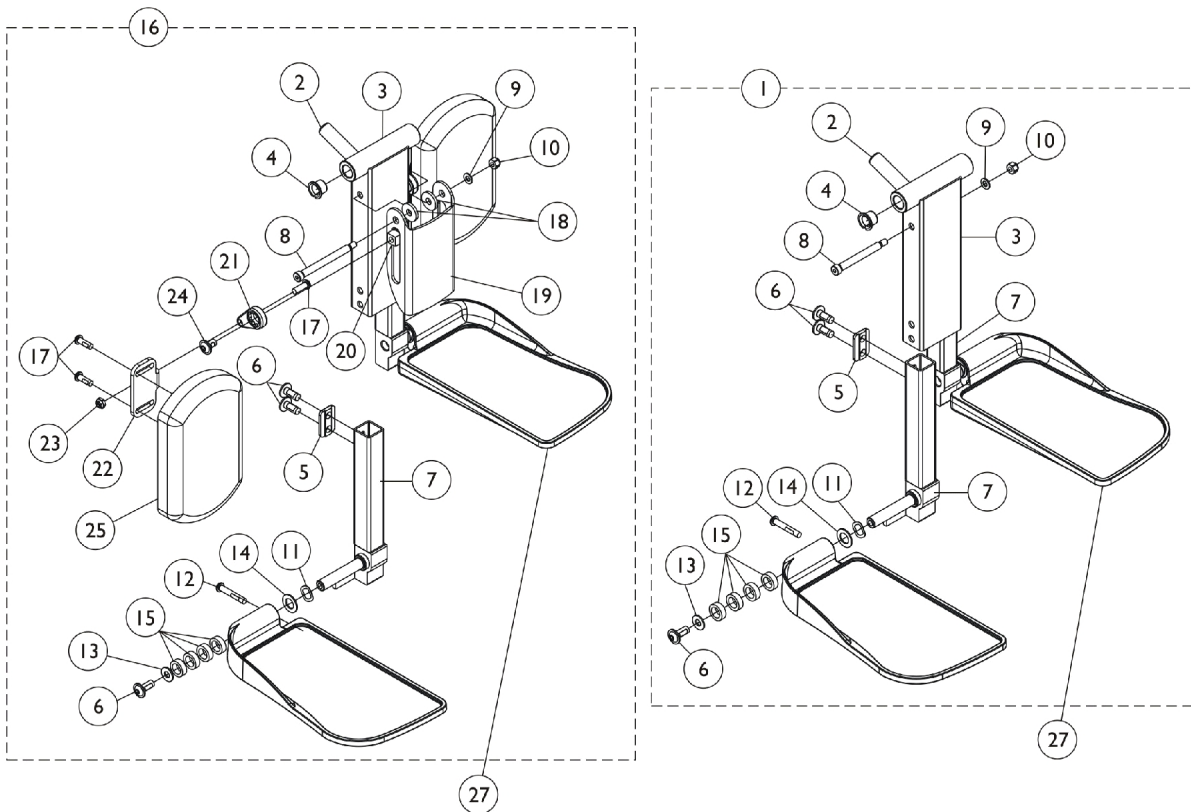
# Front Rigging - Center Mount Rigging (CTMT-F) Before 12/10/08 (CTMT-F = 12-1/4" - 15" Range)

Item Number	Note	Part Number	Description	Quantity Per	
				Package	Assembly
1	A	See Note	See Footnote	1	1
2	B	1120346-NLA	NLA - Legrest Support Assembly, Center Mount, Black	1	1
3		1113376-NLA	NLA - Ring, Retainer (1/4 x 1/2 x 1/64")	1	2
4		1113373-NLA	NLA - Pin, Angle, Adjustable, ASBA	1	1
5		1110669	Bearing, Flange (1/2 x 13/16 x 1/2")	1	2
6	F	1113609-NLA	NLA - Support, Center Mount Rigging Legrest, Black	1	1
7		1113372	Rack, Center Mount Rigging Angle Adjustable	1	1
8		1021344	Screw, Socket Head (5/16-18 x 1-1/2")	1	4
9	C	1123034-NLA	NLA - Extension Tube and Footplate Assembly w/ Heel Loop, Short - Right	1	1
9	C	1123035-NLA	NLA - Extension Tube and Footplate Assembly w/ Heel Loop, Short - Left	1	1
10		1123044	Tube, Footrest Extension, Short (CTMTJ/CTMT-FJ = 9-1/4 - 12") (CTMT/CTMT-F = 12-1/4 - 15") (PCTMT = 10 - 13")	1	1
11		1021421-NLA	NLA - Screw, Phillips Pan Head (1/4-20 x 2-1/4")	1	2
12		1006477-NLA	NLA - Spacer (1/4 x 11/32 x 1-3/4")	1	2
13		1121996-NLA	NLA - Heel Loop, Center Mount Rigging	1	2
14		1078214	Screw, Hex Head w/ Patch (1/4-20 x 1/2")	1	2
15		1025195	Locknut (1/4-20)	1	2
16	E	1113606-NLA	NLA - Footplate, Center Mount Rigging, Black - Right (5-1/4" W x 9-5/8" L)	1	1
16	E	1113607-NLA	NLA - Footplate, Center Mount Rigging, Black - Left (5-1/4" W x 9-5/8" L)	1	1
17	D	1120345-NLA	NLA - Center Mount Rigging Footplate Mounting Hardware - Right	1	1
17	D	1121123-NLA	NLA - Center Mount Rigging Footplate Mounting Hardware - Left	1	1
18		1021343	Screw, Socket Head (5/16-18 x 1-1/4")	1	2
19		1113384-NLA	NLA - Hinge, Adjustable Angle - Right	1	1
19		1113385-NLA	NLA - Hinge, Adjustable Angle - Left	1	1
20		1047449-NLA	NLA - Spacer (1/4 x 3/8 x 3/16")	1	1
21		1065362	Locknut (1/4-28)	1	1
22		1096810	Screw, Socket Head (1/4-28 x 1-3/4")	1	1
23		1108122-NLA	NLA - Locknut (5/16-18)	1	2
24		1113530	Attachment, Hinge	1	1
25		1021343	Screw, Socket Head (5/16-18 x 1-1/4")	1	1

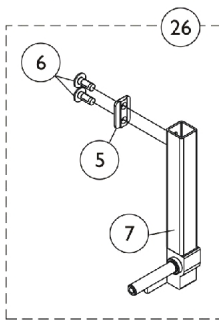
# Front Rigging - Center Mount Rigging (CTMT-F) Before 12/10/08 (CTMT-F = 12-1/4" - 15" Range)

NOTE: A - As of 12/10/08, item 1 is no longer available. Individual parts may be ordered separately.  
B - Includes items 3-7  
C - Includes items 10-16 & 17  
D - Includes items 18-25  
E - Item #16 - Footplate design revised 2/28/07 to accommodate items 18 & 23. Replace footplates in pairs and order new footplate hardware for chairs mfg. before 2/28/07.  
F - No Longer Available individually. See part # 1123046 for replacement.

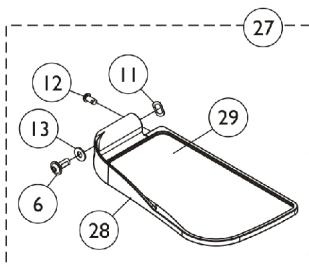
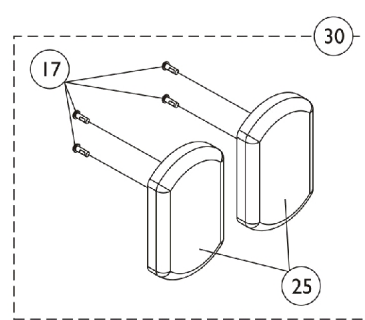
(CTMT-J/CTMT-FJ/CTMT/CTMT-F/CTMT-L/CTMT-FL)



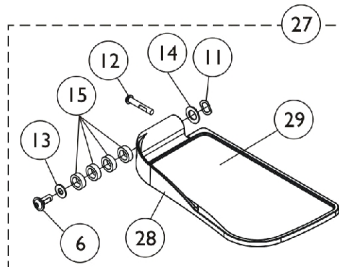
**Before 12/15/10**



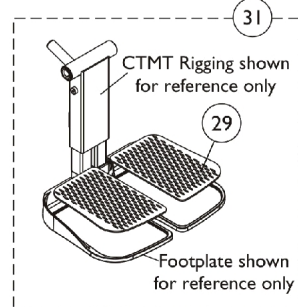
**After 12/14/10**



**Before 12/15/10**



After 12/14/10



# Center Mount Front Rigging

## (After 12/09/08)

### (CTMT-J/CTMT-FJ/CTMT/CTMT-F/CTMT-L/CTMT-FL)

Item Number	Note	Part Number	Description	Quantity Per	
				Package	Assembly
1	A	1121990	Kit, Center Mount Front Rigging, Junior (CTMTJ/CTMT-FJ) ASBA/ADJASBA (9-1/2" - 11" Range)	1	1
2			Rack, Center Mount Rigging Angle Adjustable	1	1
3			Support, Footrest, Center Mount, Black - Short	1	1
4			Bearing, Flange (1/2 x 13/16 x 1/2")	1	2
5			Cleat, Button Head	1	2
6			Screw, Socket, Button Head w/ Patch (5/16-18 x 3/4")	1	6
7			Tube, Extension, Footrest, Short, Black - Right	1	1
7			Tube, Extension, Footrest, Short, Black - Left	1	1
8			Screw, Shoulder Hex Socket Head (5/16" x 2-1/2", 1/4-20)	1	1
9			Washer (1/4 x 1/2 x 1/16")	1	1
10			Locknut (1/4-20)	1	1
11			NLA - Washer, Wave (17/32 x 3/4 x 1/64")	1	2
12			Screw, Socket Button Head (1/4-20 x 1-1/2")	1	2
13			Washer, Nylon (5/16 x 11/16 x 1/16")	1	2
14			Washer (1/2 x 7/8 x 3/64")	1	2
15			Spacer, Nylon (1/2 x 3/4 x 1/4")	1	8
1	A	1117262	Kit, Center Mount Front Rigging (CTMT) (CTMT-F), ASBA/ADJASBA (11" - 15" Range)	1	1
2			Rack, Center Mount Rigging Angle Adjustable	1	1
3			Support, Footrest, Center Mount, Black - Regular	1	1
4			Bearing, Flange (1/2 x 13/16 x 1/2")	1	2
5			Cleat, Button Head	1	2
6			Screw, Socket, Button Head w/ Patch (5/16-18 x 3/4")	1	6
7			Tube, Extension, Footrest, Medium, Black - Right	1	1
7			Tube, Extension, Footrest, Medium, Black - Left	1	1
8			Screw, Shoulder Hex Socket Head (5/16" x 2-1/2", 1/4-20)	1	1
9			Washer (1/4 x 1/2 x 1/16")	1	1
10			Locknut (1/4-20)	1	1
11			NLA - Washer, Wave (17/32 x 3/4 x 1/64")	1	2
12			Screw, Socket Button Head (1/4-20 x 1-1/2")	1	2
13			Washer, Nylon (5/16 x 11/16 x 1/16")	1	2
14			Washer (1/2 x 7/8 x 3/64")	1	2
15			Spacer, Nylon (1/2 x 3/4 x 1/4")	1	8
1	A	1117263	Kit, Center Mount Front Rigging (CTMT-L) (CTMT-FL), ASBA/ADJASBA (14" - 18" Range)	1	1
2			Rack, Center Mount Rigging Angle Adjustable	1	1
3			Support, Footrest, Center Mount, Black - Regular	1	1

# Center Mount Front Rigging

## (After 12/09/08)

### (CTMT-J/CTMT-FJ/CTMT/CTMT-F/CTMT-L/CTMT-FL)

Item Number	Note	Part Number	Description	Quantity Per	
				Package	Assembly
4			Bearing, Flange (1/2 x 13/16 x 1/2")	1	2
5			Cleat, Button Head	1	2
6			Screw, Socket, Button Head w/ Patch (5/16-18 x 3/4")	1	6
7			Tube, Extension, Footrest, Long, Black - Right	1	1
7			Tube, Extension, Footrest, Long, Black - Left	1	1
8			Screw, Shoulder Hex Socket Head (5/16" x 2-1/2", 1/4-20)	1	1
9			Washer (1/4 x 1/2 x 1/16")	1	1
10			Locknut (1/4-20)	1	1
11			NLA - Washer, Wave (17/32 x 3/4 x 1/64")	1	2
12			Screw, Socket Button Head (1/4-20 x 1-1/2")	1	2
13			Washer, Nylon (5/16 x 11/16 x 1/16")	1	2
14			Washer (1/2 x 7/8 x 3/64")	1	2
15			Spacer, Nylon (1/2 x 3/4 x 1/4")	1	8
16	B	1161428	Kit, Center Mount Front Rigging w/Calf Pad - Short (CTMTJ/CTMT-FJ) ASBA/ADJASBA (9-1/2" - 11" Range)	1	1
2			Rack, Center Mount Rigging Angle Adjustable	1	1
3			Support, Footrest, Center Mount, Black - Short	1	1
4			Bearing, Flange (1/2 x 13/16 x 1/2")	1	2
5			Cleat, Button Head	1	2
6			Screw, Socket, Button Head w/ Patch (5/16-18 x 3/4")	1	6
7			Tube, Extension, Footrest, Short, Black - Right	1	1
7			Tube, Extension, Footrest, Short, Black - Left	1	1
8			Screw, Shoulder Hex Socket Head (5/16" x 3", 1/4-20)	1	1
9			Washer (1/4 x 1/2 x 1/16")	1	1
10			Locknut (1/4-20)	1	1
11			NLA - Washer, Wave (17/32 x 3/4 x 1/64")	1	2
12			Screw, Socket Button Head (1/4-20 x 1-1/2")	1	2
13			Washer, Nylon (5/16 x 11/16 x 1/16")	1	2
14			Washer (1/2 x 7/8 x 3/64")	1	2
15			Spacer, Nylon (1/2 x 3/4 x 1/4")	1	8
17			Screw, Socket Button Head w/ Patch (1/4-20 x 3/4")	1	6
18			Washer, Nylon (5/16 x 7/8 x 1/8")	1	2
19			Bracket, Calf Pad, Black	1	1
20			Nut, T (5/16-18)	1	2
21			Adjuster, Calf Pad	1	2
22			Bracket, Mounting, Calf Pad	1	2
23			Locknut (1/4-20)	1	2



# Center Mount Front Rigging (After 12/09/08) (CTMT-J/CTMT-FJ/CTMT/CTMT-F/CTMT-L/CTMT-FL)

Item Number	Note	Part Number	Description	Quantity Per	
				Package	Assembly
24	B	1161429	Screw, Socket, Button Head w/ Patch (5/16-18 x 1/2")	1	2
25			Pad, Calf (4-1/2" W x 7-1/4" L)	1	2
16			Kit, Center Mount Front Rigging w/Calf Pad - Medium (CTMT) (CTMT-F), ASBA/ADJASBA (11" - 15" Range)	1	1
2			Rack, Center Mount Rigging Angle Adjustable	1	1
3			Support, Footrest, Center Mount, Black - Regular	1	1
4			Bearing, Flange (1/2 x 13/16 x 1/2")	1	2
5			Cleat, Button Head	1	2
6			Screw, Socket, Button Head w/ Patch (5/16-18 x 3/4")	1	6
7			Tube, Extension, Footrest, Medium, Black - Right	1	1
7			Tube, Extension, Footrest, Medium, Black - Left	1	1
8			Screw, Shoulder Hex Socket Head (5/16" x 3", 1/4-20)	1	1
9			Washer (1/4 x 1/2 x 1/16")	1	1
10			Locknut (1/4-20)	1	1
11			NLA - Washer, Wave (17/32 x 3/4 x 1/64")	1	2
12			Screw, Socket Button Head (1/4-20 x 1-1/2")	1	2
13			Washer, Nylon (5/16 x 11/16 x 1/16")	1	2
14			Washer (1/2 x 7/8 x 3/64")	1	2
15			Spacer, Nylon (1/2 x 3/4 x 1/4")	1	8
17			Screw, Socket Button Head w/ Patch (1/4-20 x 3/4")	1	6
18			Washer, Nylon (5/16 x 7/8 x 1/8")	1	2
19			Bracket, Calf Pad, Black	1	1
20			Nut, T (5/16-18)	1	2
21			Adjuster, Calf Pad	1	2
22			Bracket, Mounting, Calf Pad	1	2
23			Locknut (1/4-20)	1	2
24	B	1161430	Screw, Socket, Button Head w/ Patch (5/16-18 x 1/2")	1	2
25			Pad, Calf (4-1/2" W x 7-1/4" L)	1	2
16			Kit, Center Mount Front Rigging w/Calf Pad - Long (CTMT-L) (CTMT-FL), ASBA/ADJASBA (14" - 18" Range)	1	1
2			Rack, Center Mount Rigging Angle Adjustable	1	1
3			Support, Footrest, Center Mount, Black - Regular	1	1
4			Bearing, Flange (1/2 x 13/16 x 1/2")	1	2
5			Cleat, Button Head	1	2
6			Screw, Socket, Button Head w/ Patch (5/16-18 x 3/4")	1	6

# Center Mount Front Rigging

## (After 12/09/08)

### (CTMT-J/CTMT-FJ/CTMT/CTMT-F/CTMT-L/CTMT-FL)

Item Number	Note	Part Number	Description	Quantity Per	
				Package	Assembly
7			Tube, Extension, Footrest, Long, Black - Right	1	1
7			Tube, Extension, Footrest, Long, Black - Left	1	1
8			Screw, Shoulder Hex Socket Head (5/16" x 3", 1/4-20)	1	1
9			Washer (1/4 x 1/2 x 1/16")	1	1
10			Locknut (1/4-20)	1	1
11			NLA - Washer, Wave (17/32 x 3/4 x 1/64")	1	2
12			Screw, Socket Button Head (1/4-20 x 1-1/2")	1	2
13			Washer, Nylon (5/16 x 11/16 x 1/16")	1	2
14			Washer (1/2 x 7/8 x 3/64")	1	2
15			Spacer, Nylon (1/2 x 3/4 x 1/4")	1	8
17			Screw, Socket Button Head w/ Patch (1/4-20 x 3/4")	1	6
18			Washer, Nylon (5/16 x 7/8 x 1/8")	1	2
19			Bracket, Calf Pad, Black	1	1
20			Nut, T (5/16-18)	1	2
21			Adjuster, Calf Pad	1	2
22			Bracket, Mounting, Calf Pad	1	2
23			Locknut (1/4-20)	1	2
24			Screw, Socket, Button Head w/ Patch (5/16-18 x 1/2")	1	2
25			Pad, Calf (4-1/2" W x 7-1/4" L)	1	2
26	G	See Chart	#26 Extension Tube Kits Before 12/15/10	1	1
26		See Chart	#26 Extension Tube Kits After 12/14/10	1	1
27	G	See Chart	#27 Footplate Kits Before 12/15/10	1	1
27		See Chart	#27 Footplate Kits After 12/14/10	1	1
30	C	1163373	Kit, Calf Pad (Pair)	1	1
17			Screw, Socket Button Head w/ Patch (1/4-20 x 3/4")	1	4
25			Pad, Calf (4-1/2" W x 7-1/4" L)	1	2
31	D	1163374	Kit, Footrest Pad - Small (Pair)	1	1
29			Pad, Footplate, Small - Right	1	1
29			Pad, Footplate, Small - Left	1	1
31	D	1163375	Kit, Footrest Pad - Medium (Pair)	1	1
29			Pad, Footplate, Medium - Right	1	1
29			Pad, Footplate, Medium - Left	1	1
31	D	1163376	Kit, Footrest Pad - Large (Pair)	1	1
29			Pad, Footplate, Large - Right	1	1
29			Pad, Footplate, Large - Left	1	1
	E	1165505	Kit, Hardware, Calf Pad Adjustment	1	1
17			Screw, Socket Button Head w/ Patch (1/4-20 x 3/4")	1	2
20			Nut, T (5/16-18)	1	2
21			Adjuster, Calf Pad	1	2
22			Bracket, Mounting, Calf Pad	1	2

# Center Mount Front Rigging (After 12/09/08) (CTMT-J/CTMT-FJ/CTMT/CTMT-F/CTMT-L/CTMT-FL)

Item Number	Note	Part Number	Description	Quantity Per	
				Package	Assembly
23	F	1165506	Locknut (1/4-20)	1	2
24			Screw, Socket, Button Head w/ Patch (5/16-18 x 1/2")	1	2
			Kit, Bracket, Calf Pad Mounting w/ Hardware	1	1
8			Screw, Shoulder Hex Socket Head (5/16" x 3", 1/4-20)	1	1
9			Washer (1/4 x 1/2 x 1/16")	1	1
10			Locknut (1/4-20)	1	1
18			Washer, Nylon (5/16 x 7/8 x 1/8")	1	2
19			Bracket, Calf Pad, Black	1	1
NOTE: A - Includes items 2-15. As of 12/15/10 item #1 was revised to accommodate adjustable width footplate hardware. If footplates are needed see item #27. B - Includes items 2-15 and 17-25. As of 12/15/10 item #16 was revised to accommodate adjustable width footplate hardware. If footplates are needed see item #27. C - Includes items 17 and 25. D - Includes a pair of item 29. E - Not shown. Includes items 17 and 20-24. F - Not shown. Includes items 8-10, 18 and 19. G - Chairs built before 12/15/10 will require items 26 and 27 in order to convert to the new CTMT Front Rigging design.					

# Center Mount Front Rigging (After 12/09/08) (CTMT-J/CTMT-FJ/CTMT/CTMT-F/CTMT-L/CTMT-FL)

## #26 Extension Tube Kits Before 12/15/10

Front Rigging Side	Short 9-1/2" - 11" Range	Medium 11" - 15" Range	Long 14" - 18" Range
Right	1161984-NLA See Note(s) A	1161986-NLA See Note(s) A	1169821-NLA See Note(s) A
Left	1161985-NLA See Note(s) A	1161987-NLA See Note(s) A	1169822-NLA See Note(s) A

NOTE: A - Includes items 5-7. The Extension Tube Kits are used for non-adjustable width footplate hardware only.

## #26 Extension Tube Kits After 12/14/10

Front Rigging Side	Short 9-1/2" - 11" Range	Medium 11" - 15" Range	Long 14" - 18" Range
Right	1170677 See Note(s) A	1170679 See Note(s) A	1170681 See Note(s) A
Left	1170678 See Note(s) A	1170680 See Note(s) A	1170682 See Note(s) A

NOTE: A - Includes items 5-7. The Extension Tube Kits are used for adjustable width footplate hardware only.

# Center Mount Front Rigging (After 12/09/08) (CTMT-J/CTMT-FJ/CTMT/CTMT-F/CTMT-L/CTMT-FL)

## #27 Footplate Kits Before 12/15/10

Footplate Side	Small 5-1/4" W x 7-1/2" L	Medium 5-1/2" W x 9-1/2" L	Large 5-7/8" W x 11-1/2" L
Right	1161988 See Note(s) A	1161990 See Note(s) A	1161992 See Note(s) A
Left	1161989 See Note(s) A	1161991 See Note(s) A	1161993 See Note(s) A

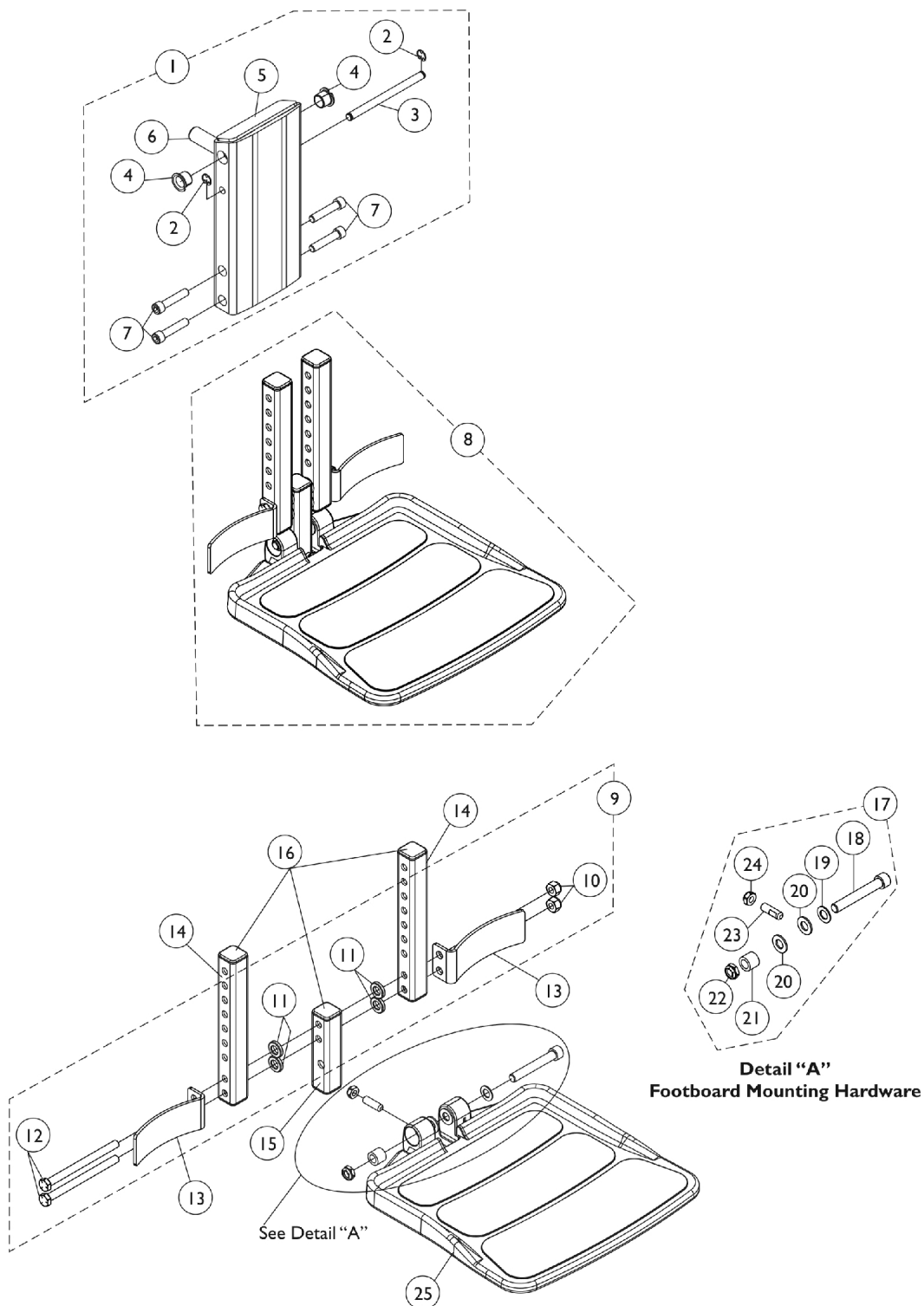
NOTE: A - Includes items 10-13 and 16-18. The footplate mounting hardware included is for non-adjustable width only.

## #27 Footplate Kits After 12/14/10

Footplate Side	Small 5-1/4" W x 7-1/2" L	Medium 5-1/2" W x 9-1/2" L	Large 5-7/8" W x 11-1/2" L
Right	1170683 See Note(s) A	1170685 See Note(s) A	1170687 See Note(s) A
Left	1170684 See Note(s) A	1170686 See Note(s) A	1170688 See Note(s) A

NOTE: A - Includes items 10-18 and the Adjustable Width Footplate Instruction Sheet (Not Shown). The footplate mounting hardware included is for adjustable width only.

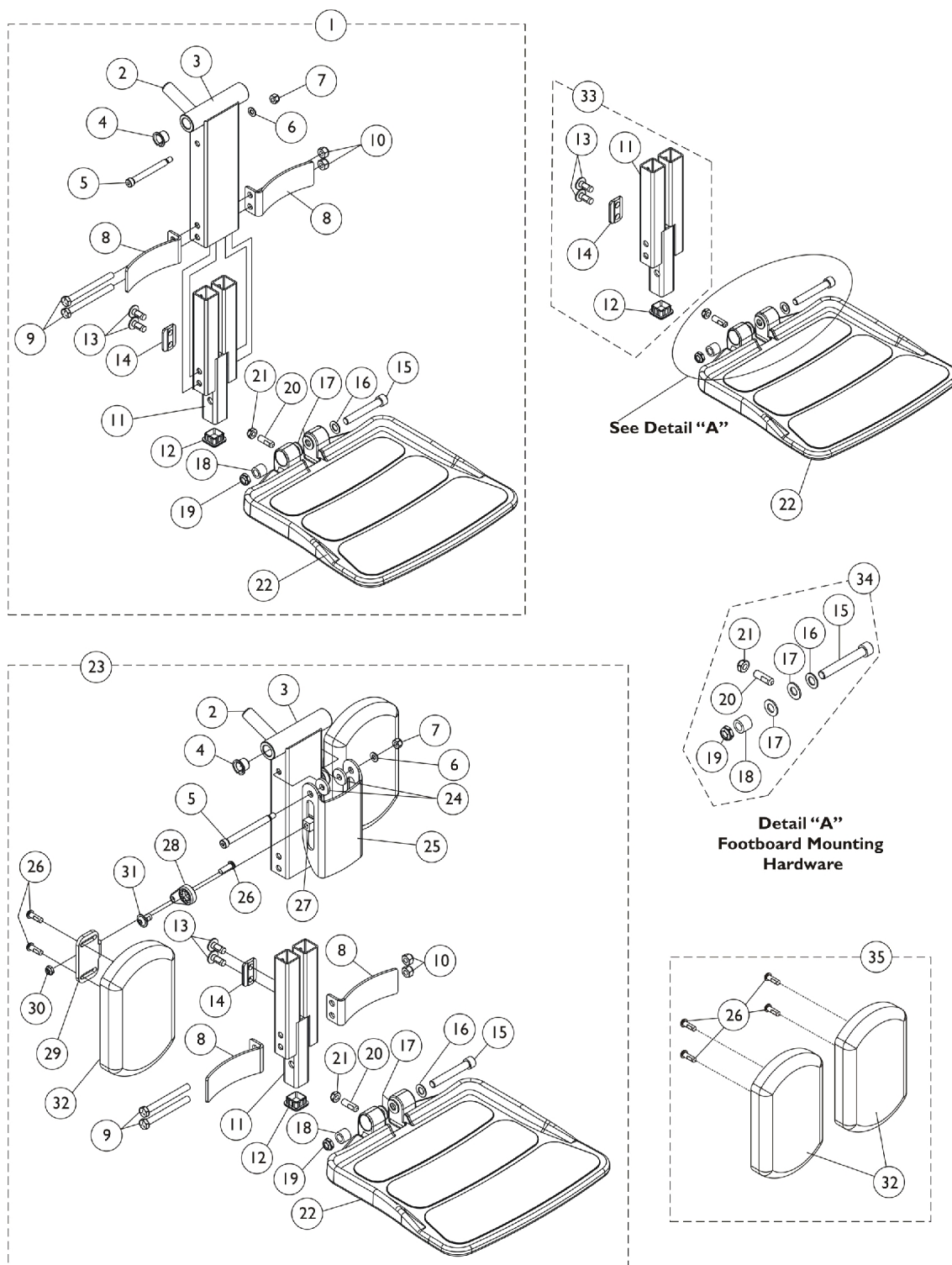
# **Front Rigging - Center Mount Rigging (CTMT-F with FBCTMT One PC Flip-Up Footboard) (CTMT-F = 12-1/4" - 15" Range)**



# Front Rigging - Center Mount Rigging (CTMT-F with FBCTMT One PC Flip-Up Footboard) (CTMT-F = 12-1/4" - 15" Range)

Item Number	Note	Part Number	Description	Quantity Per	
				Package	Assembly
1	A	1148725-NLA	NLA - Legrest Support Assembly, Center Mount Rigging	1	1
2			NLA - Ring, Retainer (1/4 x 1/2 x 1/64")	1	2
3			NLA - Pin, Angle, Adjustable, ASBA	1	1
4			Bearing, Flange (1/2 x 13/16 x 1/2")	1	2
5			NLA - Support, Center Mount Rigging Legrest, Black	1	1
6			Rack, Center Mount Rigging Angle Adjustable	1	1
7			Screw, Socket Head (5/16-18 x 1-1/2")	1	4
7		1021344	Screw, Socket Head (5/16-18 x 1-1/2")	1	4
8	B	1148722-NLA	NLA - Footboard Assembly, CTMTFB (For CTMT-F 12-1/4 - 15" & PCTMT 10 - 13")	1	1
9	C	1144608-NLA	NLA - Kit, Heel Stop and Extension Tube Mounting Hardware	1	1
10			Locknut (5/16-18)	1	2
11			NLA - Bushing, Actuator Motor (3/8 x 3/4 x 5/32")	1	4
12			NLA - Screw, Hex Head (5/16-18 x 4")	1	2
13	F	1153789	Bracket, Heel Stop, Black	1	2
14	G	1148711-NLA	NLA - Tube, Extension, Black 104355- Short (For CTMT-F 12-1/4" - 15" Range & PCTMT 10"-13" Range)	1	2
15	D	1144607-NLA	NLA - Tube, Vertical Support with Caps	1	1
16		1144609	Package, End Cap (1" Square)	10	1
17	E	1147134	Kit, Footboard Mounting Hardware	1	1
18			Screw, Socket Head (3/8-16 x 2-1/2")	1	1
19			Washer, Flat (3/8 x 11/16 x 1/16")	1	1
20			Washer, Nylon (3/8 x 3/4 x 1/16")	1	2
21			Bushing (3/8 x 5/8 x 1/2")	1	1
22			Locknut, Low Profile (3/8-16)	1	1
23			Screw, Set Socket Flat Point (5/16-18 x 1")	1	1
24			Locknut (5/16-18)	1	1
25		1114311	Footboard w/ Cover (11-1/4" W x 11-1/2" L)	1	1
NOTE: A - Includes items 2-7 B - Includes items 9, 13, 14, 15, 17 and 25 C - Includes items 10-12 D - Extension Tube and Vertical Support Tube includes Tube Caps at both ends E - Includes items 18-24 F - Heel Stop Bracket was revised 2/6/08. It is recommended to order in pairs to match for chairs manufactured before 2/6/08. G - End Caps are no longer used or required for the extension tube as of 4/9/08					

# Front Rigging - Center Mount Rigging (CTMT-F with CTMTFB One PC Flip-Up Footboard) (CTMT-F = 11" - 15" Range)





# Front Rigging - Center Mount Rigging (CTMT-F with CTMTFB One PC Flip-Up Footboard) (CTMT-F = 11" - 15" Range)

Item Number	Note	Part Number	Description	Quantity Per	
				Package	Assembly
1	A	1165388	Center Mount Front Rigging w/ One PC Footboard (11" - 15" Range)	1	1
2			Rack, Center Mount Rigging Angle Adjustable	1	1
3			Support, Footrest, Center Mount, Black - Regular	1	1
4			Bearing, Flange (1/2 x 13/16 x 1/2")	1	2
5			Screw, Shoulder Hex Socket Head (5/16" x 2-1/2", 1/4-20)	1	1
6			Washer (1/4 x 1/2 x 1/16")	1	1
7			Locknut (1/4-20)	1	1
8			Bracket, Heel Stop, Black	1	2
9			NLA - Screw, Hex Head (5/16-18 x 3-1/4")	1	2
10			Locknut (5/16-18)	1	2
11			Footboard Extension Assembly, Black (11" - 15" Range)	1	1
12			Plug Button, Black (1" Square)	1	1
13			Screw, Socket, Button Head w/ Patch (5/16-18 x 3/4")	1	4
14			Cleat, Button Head	1	2
15			Screw, Socket Head (3/8-16 x 2-1/2")	1	1
16			Washer, Flat (3/8 x 11/16 x 1/16")	1	1
17			Washer, Nylon (3/8 x 3/4 x 1/16")	1	2
18			Bushing (3/8 x 5/8 x 1/2")	1	1
19			Locknut, Low Profile (3/8-16)	1	1
20			Screw, Set Socket Flat Point (5/16-18 x 1")	1	1
21			Locknut (5/16-18)	1	1
22			Footboard w/ Cover (11-1/4" W x 11-1/2" L)	1	1
23	B	1165389	Center Mount Front Rigging w/ One PC Footboard & Calf Pads (11" - 15" Range)	1	1
2			Rack, Center Mount Rigging Angle Adjustable	1	1
3			Support, Footrest, Center Mount, Black - Regular	1	1
4			Bearing, Flange (1/2 x 13/16 x 1/2")	1	2
5			Screw, Shoulder Hex Socket Head (5/16" x 3", 1/4-20)	1	1
6			Washer (1/4 x 1/2 x 1/16")	1	1
7			Locknut (1/4-20)	1	1
8			Bracket, Heel Stop, Black	1	2
9			NLA - Screw, Hex Head (5/16-18 x 3")	1	2
10			Locknut (5/16-18)	1	2
11			Footboard Extension Assembly, Black (11" - 15" Range)	1	1
12			Plug Button, Black (1" Square)	1	1
13			Screw, Socket, Button Head w/ Patch (5/16-18 x 3/4")	1	4

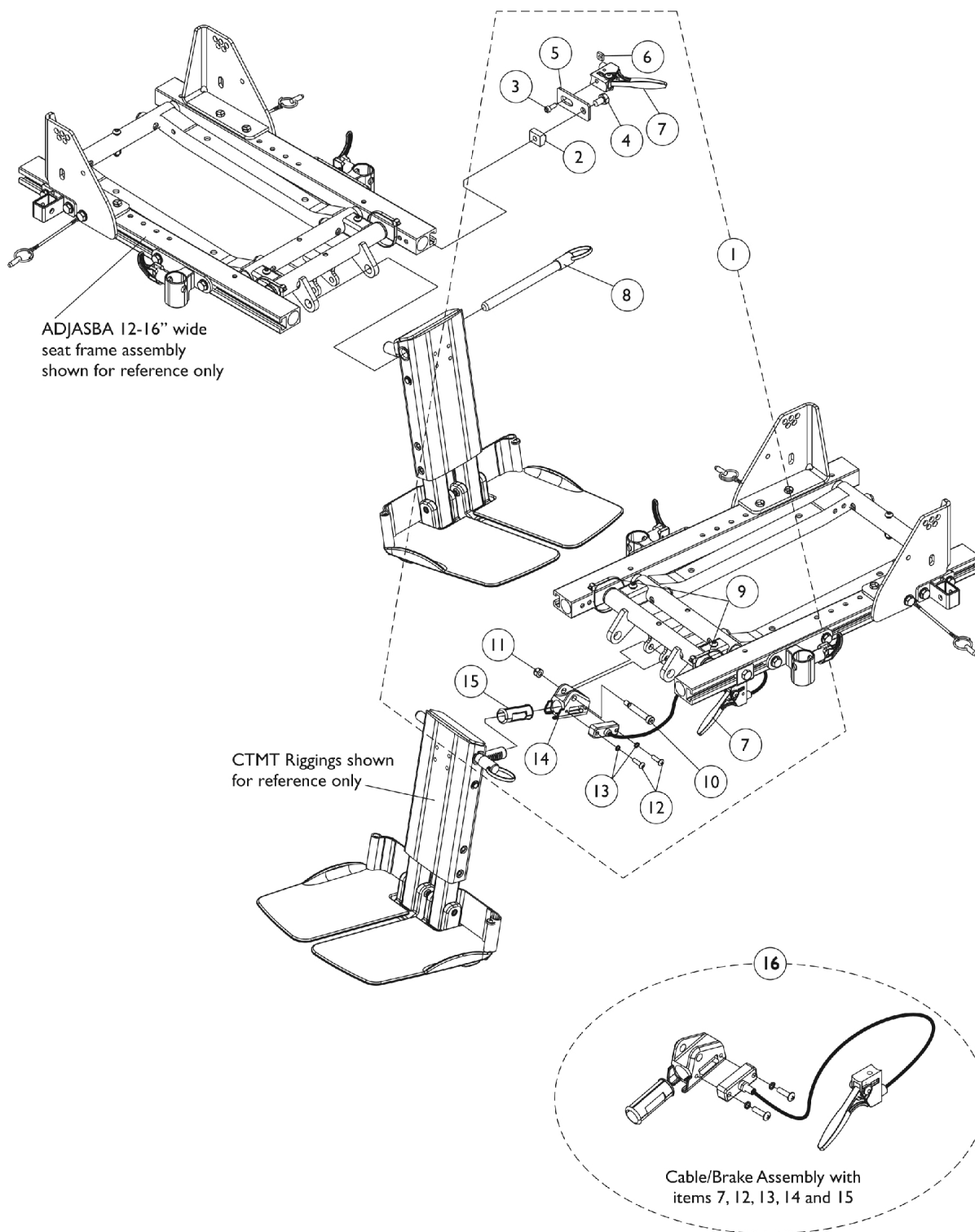
# Front Rigging - Center Mount Rigging (CTMT-F with CTMTFB One PC Flip-Up Footboard) (CTMT-F = 11" - 15" Range)

Item Number	Note	Part Number	Description	Quantity Per	
				Package	Assembly
14			Cleat, Button Head	1	2
15			Screw, Socket Head (3/8-16 x 2-1/2")	1	1
16			Washer, Flat (3/8 x 11/16 x 1/16")	1	1
17			Washer, Nylon (3/8 x 3/4 x 1/16")	1	2
18			Bushing (3/8 x 5/8 x 1/2")	1	1
19			Locknut, Low Profile (3/8-16)	1	1
20			Screw, Set Socket Flat Point (5/16-18 x 1")	1	1
21			Locknut (5/16-18)	1	1
22			Footboard w/ Cover (11-1/4" W x 11-1/2" L)	1	1
24			Washer, Nylon (5/16 x 7/8 x 1/8")	1	2
25			Bracket, Calf Pad, Black	1	1
26			Screw, Socket Button Head w/ Patch (1/4-20 x 3/4")	1	6
27			Nut, T (5/16-18)	1	2
28			Adjuster, Calf Pad	1	2
29			Bracket, Mounting, Calf Pad	1	2
30			Locknut (1/4-20)	1	2
31			Screw, Socket, Button Head w/ Patch (5/16-18 x 1/2")	1	2
32			Pad, Calf (4-1/2" W x 7-1/4" L)	1	2
33	C	1166067	Kit, Footboard Extension Assembly (11" - 15" Range)	1	1
11			Footboard Extension Assembly, Black (11" - 15" Range)	1	1
12			Plug Button, Black (1" Square)	1	1
13			Screw, Socket, Button Head w/ Patch (5/16-18 x 3/4")	1	4
14			Cleat, Button Head	1	2
34	D	1147134	Kit, Footboard Mounting Hardware	1	1
15			Screw, Socket Head (3/8-16 x 2-1/2")	1	1
16			Washer, Flat (3/8 x 11/16 x 1/16")	1	1
17			Washer, Nylon (3/8 x 3/4 x 1/16")	1	2
18			Bushing (3/8 x 5/8 x 1/2")	1	1
19			Locknut, Low Profile (3/8-16)	1	1
20			Screw, Set Socket Flat Point (5/16-18 x 1")	1	1
21			Locknut (5/16-18)	1	1
22		1114311	Footboard w/ Cover (11-1/4" W x 11-1/2" L)	1	1
35	E	1163373	Kit, Calf Pad (Pair)	1	1
26			Pad, Calf (4-1/2" W x 7-1/4" L)	1	2
32			Screw, Socket Button Head w/ Patch (1/4-20 x 3/4")	1	4
	F	1165506	Kit, Bracket, Calf Pad Mounting w/ Hardware	1	1
5			Screw, Shoulder Hex Socket Head (5/16" x 3", 1/4-20)	1	1
6			Washer (1/4 x 1/2 x 1/16")	1	1

# Front Rigging - Center Mount Rigging (CTMT-F with CTMTFB One PC Flip-Up Footboard) (CTMT-F = 11" - 15" Range)

Item Number	Note	Part Number	Description	Quantity Per	
				Package	Assembly
7	G	1165505	Locknut (1/4-20)	1	1
24			Washer, Nylon (5/16 x 7/8 x 1/8")	1	2
25			Bracket, Calf Pad, Black	1	1
			Kit, Hardware, Calf Pad Adjustment	1	1
26			Screw, Socket Button Head w/ Patch (1/4-20 x 3/4")	1	2
27			Nut, T (5/16-18)	1	2
28			Adjuster, Calf Pad	1	2
29			Bracket, Mounting, Calf Pad	1	2
30			Locknut (1/4-20)	1	2
31			Screw, Socket, Button Head w/ Patch (5/16-18 x 1/2")	1	2
NOTE: A - Includes items 2-22 B - Includes items 2-22 and 24-32 C - Includes items 11-14 D - Includes items 15-21 E - Includes items 26 and 32 F - Not shown. Includes items 5-7, 24 and 25 G - Not shown. Includes items 26-31					

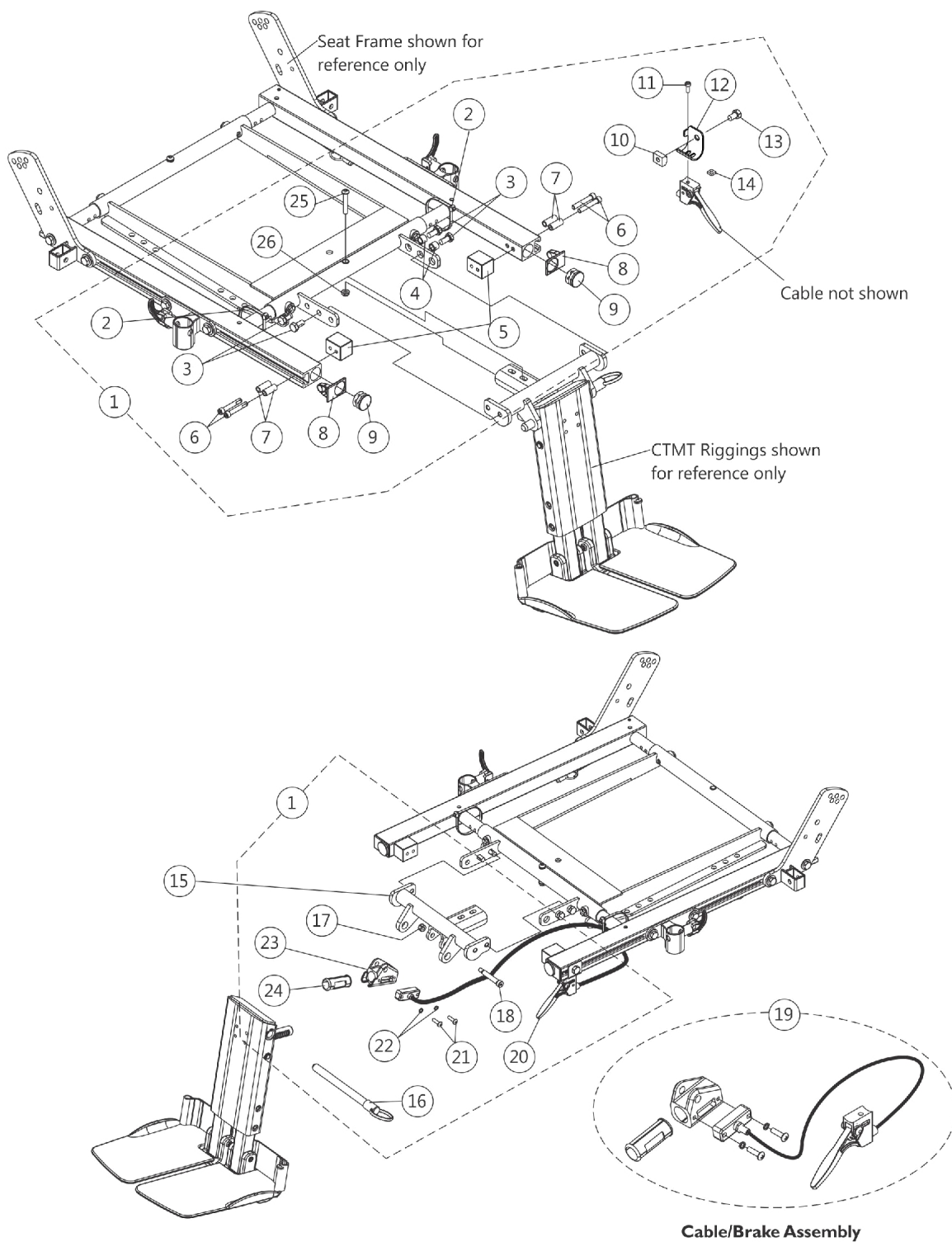
# Center Mount Rigging Mounting Hardware (CTMT-F/CTMT-FJ) (12"-16" Wide) Chairs with ADJASBA Seats



# Center Mount Rigging Mounting Hardware (CTMT-F/CTMT-FJ) (12"-16" Wide) Chairs with ADJASBA Seats

Item Number	Note	Part Number	Description	Quantity Per	
				Package	Assembly
1	A,C,C1	1135960	Kit, Center Mount Rigging Mounting Hardware	1	1
2			T-Nut (5/16-18)	1	1
3			NLA - Screw, Socket Head (#10-32 x 1/2")	1	1
4			NLA - Screw, Hex Head w/ Patch (5/16-18 x 1/2")	1	1
5			Bracket, Release Handle Mounting, Black	1	1
6			Nut, Square (#10-32)	1	1
7			Cable/Brake Assembly	1	1
8			NLA - Pin, Quick Release (5" Long)	1	1
9			Tie Wrap (11-1/2" L)	1	2
10			Screw, Shoulder Hex Socket Head (5/16" x 1-5/8", 1/4-20)	1	1
11			Locknut (1/4-20)	1	1
12			Screw, Phillips Pan Head (#10-32 x 11/16")	1	2
13			NLA - Washer, Lock (3/16 x 5/16 x 1/32")	1	2
14			Housing, Ratchet	1	1
15			Bearing, Glide	1	1
16	B	1121079	Cable/Brake Assembly w/ Ratchet Housing and Glide Bearing	1	1
NOTE: A - Includes items 2-15 B - Includes items 7, 12, 13, 14 and 15 C - Item 5 Release Handle Mounting Bracket was revised 2/7/07 to change the positioning of the release handle to a horizontal position instead of a vertical position. C1 - The Center Mount Rigging Mounting Hardware Kit is backward compatible to chairs manufacture before 2/7/07 as well.					

# Center Mount Rigging Mounting Hardware (CTMT-F/CTMT-FJ) (16"-24" Wide) Chairs with ADJASBA Seats

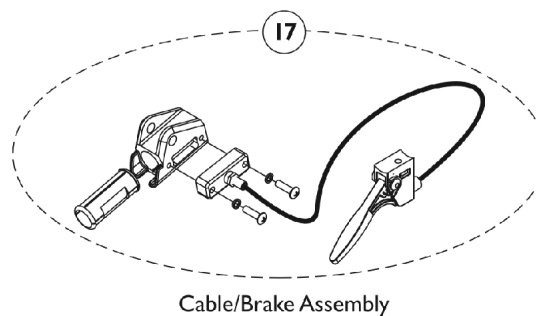
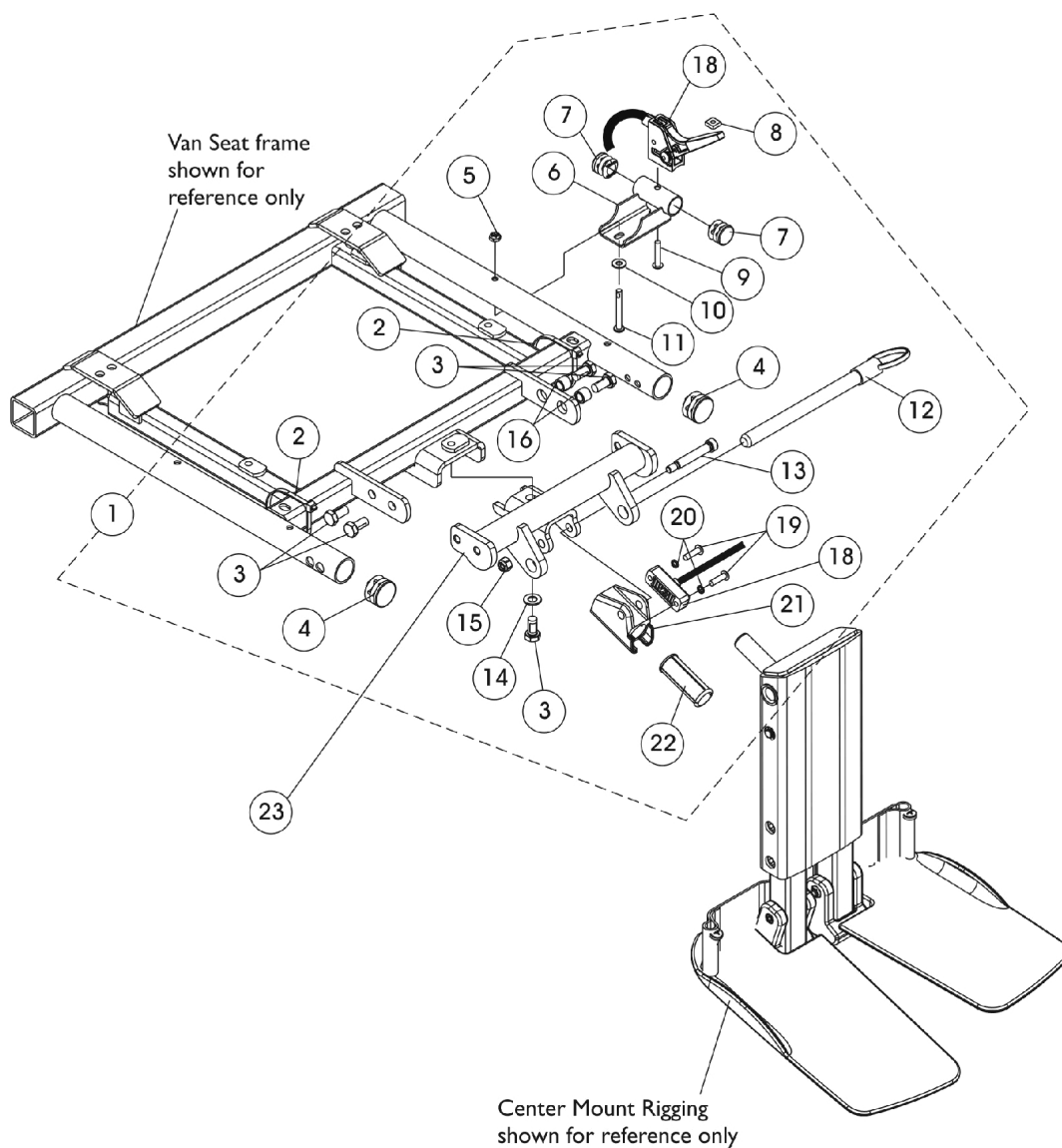


# Center Mount Rigging Mounting Hardware (CTMT-F/CTMT-FJ) (16"-24" Wide) Chairs with ADJASBA Seats

Item Number	Note	Part Number	Description	Quantity Per	
				Package	Assembly
1	A	1124701	Kit, CTMT-F/CTMT-FL/CTMT-FJ Center Mount Riggings Mounting Hardware	1	1
2			Tie Wrap (11-1/2" L)	1	2
3			Screw, Hex Head w/ Patch (5/16-18 x 5/8")	1	4
4			Spacer (5/16 x 7/16 x 3/8")	1	2
5			Block, Threaded	1	2
6			Screw, Socket Head Cap w/ Patch (1/4-20 x 1-1/2")	1	4
7			Spacer (1/4 x 3/8 x 29/32")	1	4
8			Cap, End, Side Rail, Black	1	2
9			Plug Button, Black (1")	1	2
10			T-Nut (5/16-18)	1	1
11			NLA - Screw, Socket Head (#10-32 x 1/2")	1	1
12			Bracket, Release Handle Mounting, Black	1	1
13			NLA - Screw, Hex Head w/ Patch (5/16-18 x 1/2")	1	1
14			Nut, Square (#10-32)	1	1
16			NLA - Pin, Quick Release (5" Long)	1	1
17			Locknut (1/4-20)	1	1
18			Screw, Shoulder Hex Socket Head (5/16" x 1-5/8", 1/4-20)	1	1
20	C	1122675	Cable/Brake Assembly	1	1
21			Screw, Phillips Pan Head (#10-32 x 11/16")	1	2
22	D	1136001	NLA - Washer, Lock (3/16 x 5/16 x 1/32")	1	2
23			Housing, Ratchet	1	1
24	B	1121079	Bearing, Glide	1	1
25			Screw, Socket Button Head (1/4-20 x 1-1/2")	1	1
26			Locknut (1/4-20)	1	1
15			Support, Center Mount Rigging, Black (16 - 19" D)	1	1
15			Support, Center Mount Rigging, Long, Black (19 - 22" D)	1	1
20			Cable/Brake Assembly w/ Ratchet Housing and Glide Bearing	1	1
21			Cable/Brake Assembly	1	1
22			Screw, Phillips Pan Head (#10-32 x 11/16")	1	2
23			NLA - Washer, Lock (3/16 x 5/16 x 1/32")	1	2
24			Housing, Ratchet	1	1
24		1113383	Bearing, Glide	1	1

NOTE: A - Includes items 2-14, 16-18 and 20-26  
B - Includes items 20-24  
C - Support used for 16"-19" deep seats  
D - Support used for 19"-22" deep seats

# Center Mount Rigging Mounting Hardware (CTMT-F/CTMT-FJ) For Van Seats





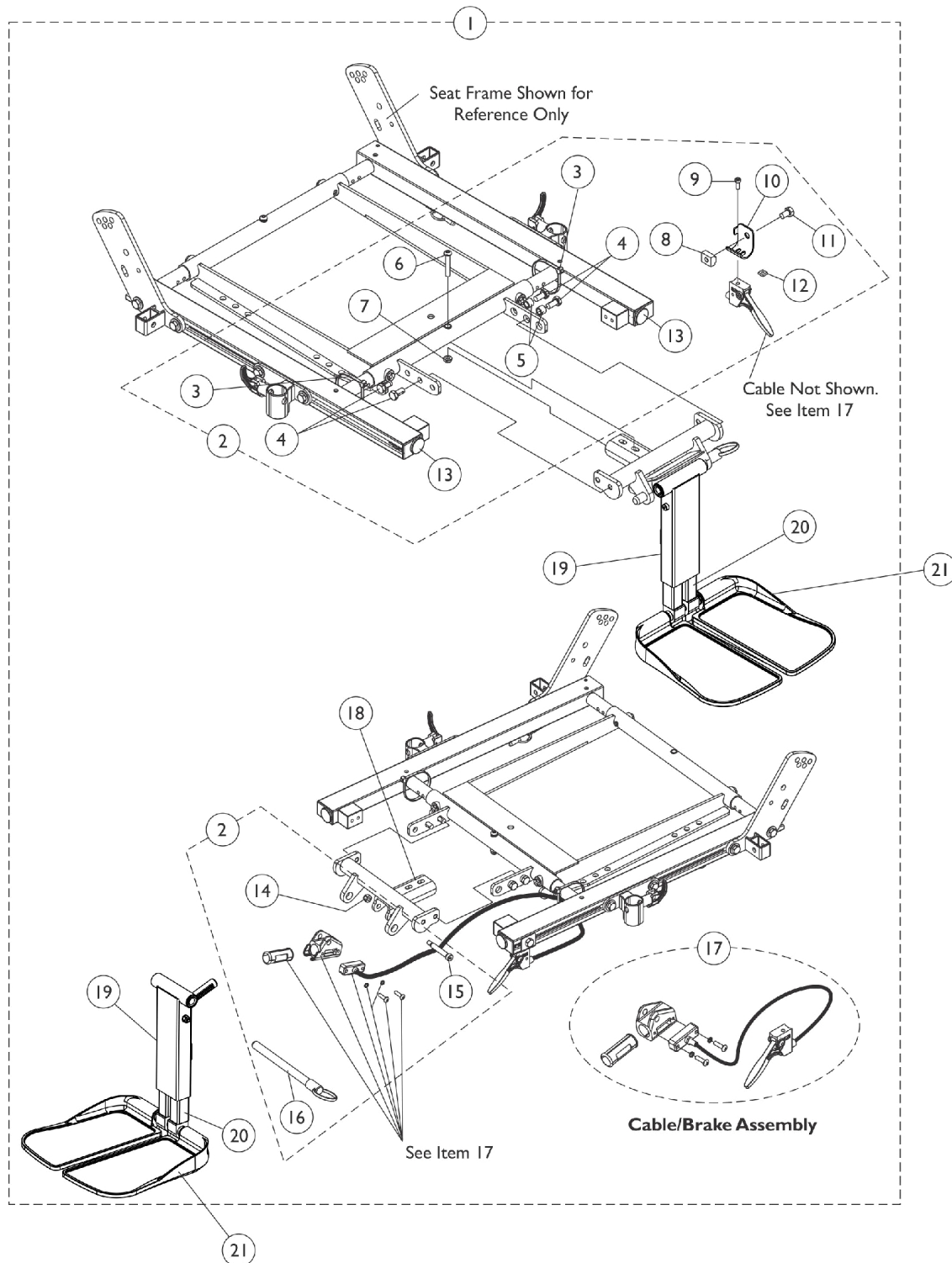
# Center Mount Rigging Mounting Hardware (CTMT-F/CTMT-FJ) For Van Seats

Item Number	Note	Part Number	Description	Quantity Per	
				Package	Assembly
1	A	1146629	Kit, Center Mount Rigging Mounting Hardware For Captain Seat	1	1
2			Tie Wrap (11-1/2" L)	1	2
3			Screw, Hex Head w/ Patch (5/16-18 x 5/8")	1	5
4			Plug Button, Black (1")	1	2
5			Locknut (#10-32)	1	1
6			Bracket, Release Handle, Black, Van Seat	1	1
7			Plug Button, Black (3/4")	1	2
8			Nut, Square (#10-32)	1	1
9			Screw, Phillips Pan Head (#10-32 x 1")	1	1
10			NLA - Washer, Plain (3/16 x 1/2 x 1/16")	1	1
11			Screw, Phillips Pan Head w/ Patch (#10-32 x 1-5/8")	1	1
12			NLA - Pin, Quick Release (5" Long)	1	1
13			Screw, Shoulder Hex Socket Head (5/16" x 1-5/8", 1/4-20)	1	1
14			Washer, Flat (5/16 x 5/8 x 1/16")	1	1
15			Locknut (1/4-20)	1	1
16			Spacer (5/16 x 7/16 x 3/8")	1	2
18			Cable/Brake Assembly	1	1
19			Screw, Phillips Pan Head (#10-32 x 11/16")	1	2
20			NLA - Washer, Lock (3/16 x 5/16 x 1/32")	1	2
21			Housing, Ratchet	1	1
22			Bearing, Glide	1	2
23			B	1147077	Support, Center Mount Rigging For Captain Seat, Black
17	1121079	Cable/Brake Assembly w/ Ratchet Housing and Glide Bearing		1	1
NOTE: A - Includes items 2-22 B - Includes items 19-22					

# Center Mount Rigging Kit (Before 12/10/08)

## For (CTMT-F/CTMT-FJ) Riggings

For exploded assembly views of non-adjustable width footplate hardware (Before 12/15/10) refer to category titled, "Center Mount Rigging (CTMT-J/CTMT-FJ/CTMT/CTMT-F/CTMT-L/CTMT-FL) - After 12/09/08".



## Center Mount Rigging Kit (Before 12/10/08) For (CTMT-F/CTMT-FJ) Riggings

For exploded assembly views of non-adjustable width footplate hardware (Before 12/15/10) refer to category titled, "Center Mount Rigging (CTMT-J/CTMT-FJ/CTMT/CTMT-F/CTMT-L/CTMT-FL) - After 12/09/08".

Item Number	Note	Part Number	Description	Quantity Per	
				Package	Assembly
1	A,C	1129453-NLA	NLA - Kit, Center Mount Rigging (CTMT-F 11"-15" Range & 16"-19" Seat Depths)	1	1
1	A,C	1129455-NLA	NLA - Kit, Center Mount Rigging (CTMT-FJ 9-1/2"-11" Range & 16"-19" Seat Depths)	1	1
1	A,C	1134118-NLA	NLA - Kit, Center Mount Rigging (CTMT-F 11"-15" Range & 19"-22" Seat Depths)	1	1
1	A,C	1134120-NLA	NLA - Kit, Center Mount Rigging (CTMT-FJ 9-1/2"-11" Range & 19"-22" Seat Depths)	1	1
2	B	1129451-NLA	NLA - Kit, CTMT-F/CTMT-FL/CTMT-FJ Center Mount Riggings Mounting Hardware	1	1
3			Tie Wrap (11-1/2" L)	1	2
4			Screw, Hex Head w/ Patch (5/16-18 x 5/8")	1	4
5			Spacer (5/16 x 7/16 x 3/8")	1	2
6			Screw, Socket Button Head (1/4-20 x 1-1/2")	1	1
7			Locknut (1/4-20)	1	1
8			T-Nut (5/16-18)	1	1
9			NLA - Screw, Socket Head (#10-32 x 1/2")	1	1
10			Bracket, Release Handle Mounting, Black	1	1
11			NLA - Screw, Hex Head w/ Patch (5/16-18 x 1/2")	1	1
12			Nut, Square (#10-32)	1	1
13			Plug Button, Black (1")	1	2
14			Locknut (1/4-20)	1	1
15			Screw, Shoulder Hex Socket Head (5/16" x 1-5/8", 1/4-20)	1	1
16			NLA - Pin, Quick Release (5" Long)	1	1
17		1121079	Cable/Brake Assembly w/ Ratchet Housing and Glide Bearing	1	1
18		1122675	Support, Center Mount Rigging, Black (16 - 19" D)	1	1
18		1136001	Support, Center Mount Rigging, Long, Black (19 - 22" D)	1	1
	D	1129450-NLA	NLA - Instruction Sheet, Center Mount Rigging Kit For ADJASBA Seats	1	1
19		1117262	Kit, Center Mount Front Rigging (CTMT) (CTMT-F), ASBA/ADJASBA (11" - 15" Range)	1	1
			Rack, Center Mount Rigging Angle Adjustable	1	1
			Support, Footrest, Center Mount, Black - Regular	1	1
			Bearing, Flange (1/2 x 13/16 x 1/2")	1	2
			Cleat, Button Head	1	2
			Screw, Socket, Button Head w/ Patch (5/16-18 x 3/4")	1	6
			Tube, Extension, Footrest, Medium, Black - Right	1	1
			Tube, Extension, Footrest, Medium, Black - Left	1	1

## Center Mount Rigging Kit (Before 12/10/08) For (CTMT-F/CTMT-FJ) Riggings

For exploded assembly views of non-adjustable width footplate hardware (Before 12/15/10) refer to category titled, "Center Mount Rigging (CTMT-J/CTMT-FJ/CTMT/CTMT-F/CTMT-L/CTMT-FL) - After 12/09/08".

Item Number	Note	Part Number	Description	Quantity Per	
				Package	Assembly
19		1121990	Screw, Shoulder Hex Socket Head (5/16" x 2-1/2", 1/4-20)	1	1
			Washer (1/4 x 1/2 x 1/16")	1	1
			Locknut (1/4-20)	1	1
			NLA - Washer, Wave (17/32 x 3/4 x 1/64")	1	2
			Screw, Socket Button Head (1/4-20 x 1-1/2")	1	2
			Washer, Nylon (5/16 x 11/16 x 1/16")	1	2
			Washer (1/2 x 7/8 x 3/64")	1	2
			Spacer, Nylon (1/2 x 3/4 x 1/4")	1	8
			Kit, Center Mount Front Rigging, Junior (CTMTJ/CTMT-FJ) ASBA/ADJASBA (9-1/2" - 11" Range)	1	1
			Rack, Center Mount Rigging Angle Adjustable	1	1
			Support, Footrest, Center Mount, Black - Short	1	1
			Bearing, Flange (1/2 x 13/16 x 1/2")	1	2
			Cleat, Button Head	1	2
			Screw, Socket, Button Head w/ Patch (5/16-18 x 3/4")	1	6
			Tube, Extension, Footrest, Short, Black - Right	1	1
			Tube, Extension, Footrest, Short, Black - Left	1	1
			Screw, Shoulder Hex Socket Head (5/16" x 2-1/2", 1/4-20)	1	1
			Washer (1/4 x 1/2 x 1/16")	1	1
			Locknut (1/4-20)	1	1
			NLA - Washer, Wave (17/32 x 3/4 x 1/64")	1	2
Screw, Socket Button Head (1/4-20 x 1-1/2")	1	2			
Washer, Nylon (5/16 x 11/16 x 1/16")	1	2			
Washer (1/2 x 7/8 x 3/64")	1	2			
Spacer, Nylon (1/2 x 3/4 x 1/4")	1	8			
20		See Chart	#20 Extension Tube Kits After 12/14/10	1	1
21		See Chart	#21 Footplate Kits After 12/14/10	1	1
NOTE: A - Includes items 1, 2, 17-20 and the Instruction Sheet B - Includes items 3-16 C - As of 12/15/10 item #19 was revised to accommodate adjustable width footplate hardware. If footplates are needed see item #21. D - Not Shown					

## Center Mount Rigging Kit (Before 12/10/08) For (CTMT-F/CTMT-FJ) Riggings

For exploded assembly views of non-adjustable width footplate hardware (Before 12/15/10) refer to category titled, "Center Mount Rigging (CTMT-J/CTMT-FJ/CTMT/CTMT-F/CTMT-L/CTMT-FL) - After 12/09/08".

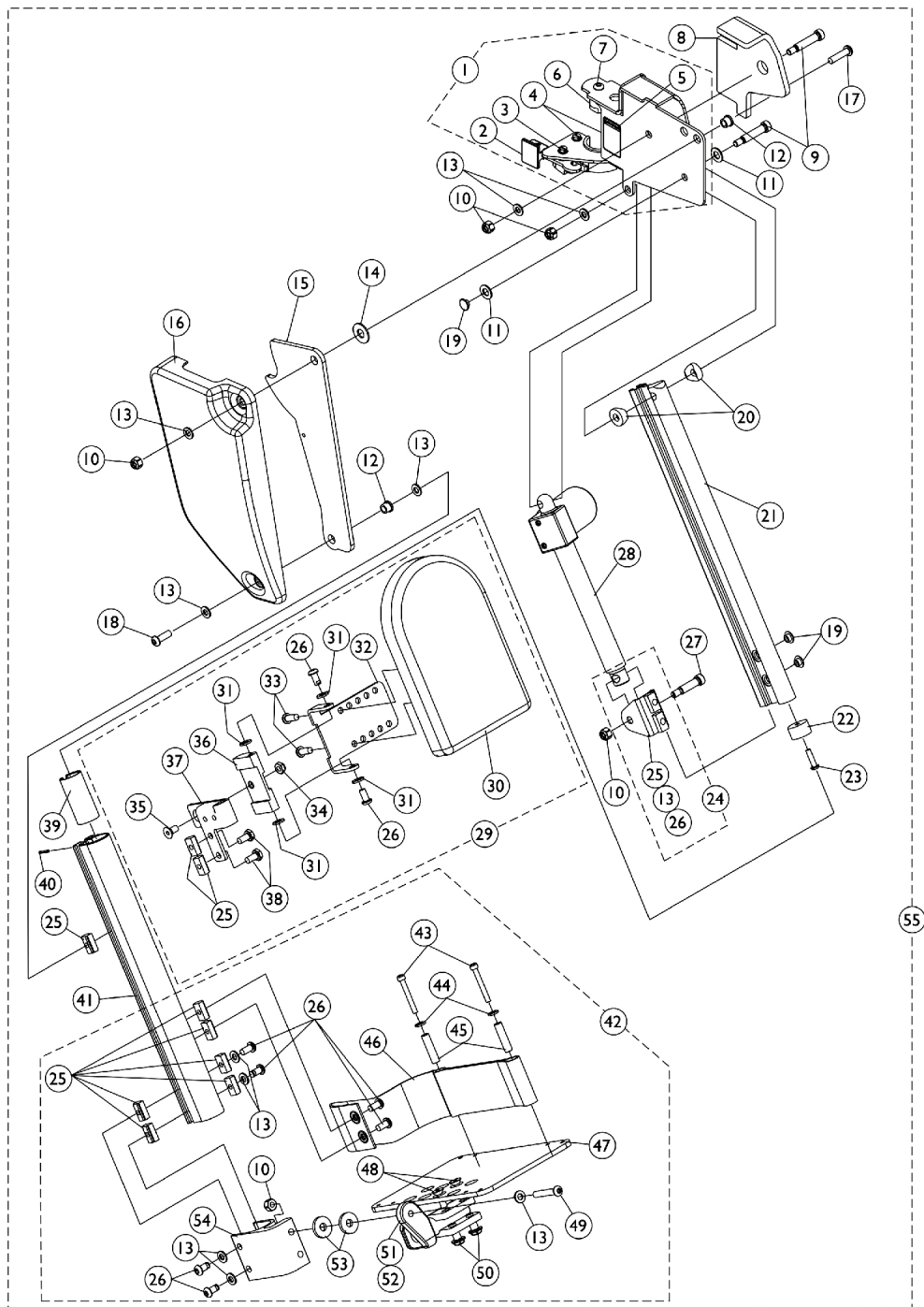
### #20 Extension Tube Kits After 12/14/10

Front Rigging Side	Short 9-1/2" - 11" Range	Medium 11" - 15" Range
Right	1170677 See Note(s) A	1170679 See Note(s) A
Left	1170678 See Note(s) A	1170680 See Note(s) A
NOTE: A - The Extension Tube Kits are used for adjustable width footplate hardware only.		

### #21 Footplate Kits After 12/14/10

Footplate Side	Small 5-1/4" W x 7-1/2" L	Medium 5-1/2" W x 9-1/2" L	Large 5-7/8" W x 11-1/2" L
Right	1170683 See Note(s) A	1170685 See Note(s) A	1170687 See Note(s) A
Left	1170684 See Note(s) A	1170686 See Note(s) A	1170688 See Note(s) A
NOTE: A - The footplate mounting hardware included is for adjustable width only.			

# Power Articulating Legrest ELRPW/ELRPW22



## Power Articulating Legrest ELRPW/ELRPW22

Item Number	Note	Part Number	Description	Quantity Per	
				Package	Assembly
1	A	1125436	Legrest Support Assembly, Sector, Black - Right	1	1
1	A	1125437	Legrest Support Assembly, Sector, Black - Left	1	1
2		1025454	Housing, Latch - Right	1	1
2		1025455	Housing, Latch - Left	1	1
3		1017423	Screw, Slotted Hex Washer Head w/ Patch (#10-32 x 1/2")	1	1
4		1025451	Screw, Slotted Hex Washer Head (#10-32 x 5/8")	1	2
5		1079203	Decal, Warning Pinch Point	1	1
6		1099685	Plug, Pivot	1	1
7		1091870	Screw, Socket Button Head w/ Patch (1/4-20 x 3/4")	1	1
8		1125433	Pad, Cushion - Right	1	1
8		1125434	Pad, Cushion - Left	1	1
9		1025351-NLA	NLA - Screw, Shoulder Hex Socket Head (5/16" x 1-1/4", 1/4-20)	1	2
10		1025736	Locknut (1/4-20)	1	5
11		1025704	Washer, Flat (5/16 x 5/8 x 1/16")	1	1
12		1099671	Bearing, Flange (1/4 x 5/16" Long)	1	2
13		1026907	Washer (1/4 x 1/2 x 1/16")	1	12
14		1012371	Washer, Nylon (3/8 x 7/8 x 1/16")	1	1
15		1125424	Plate, Pivot	1	1
16		1110746	Cover, Legrest Support - Right	1	1
16		1110747	Cover, Legrest Support - Left	1	1
17		1009837	Screw, Socket Button Head (1/4-20 x 1")	1	1
18		1091870	Screw, Socket Button Head w/ Patch (1/4-20 x 3/4")	1	1
19		1101883	Glide	1	2
20		0175600	Spacer, Coved (5/16 x 3/4 x 3/8")	1	2
21		1110741	Extrusion, Internal Slide (14-1/4" L)	1	1
22		1099702	Glide, Internal	1	1
23		1018846	Screw, Socket Button Head (#10-24 x 3/4")	1	1
24	B	1110972	Actuator Motor Bracket Assembly	1	1
25		1082699	T-Nut (1/4-20)	1	11
26		1100023	Screw, Button Head w/ Patch (1/4-20 x 1/2")	1	10
27		1087417-NLA	NLA - Screw, Shoulder Hex Socket Head (5/16" x 1", 1/4-20)	1	1
28		1110724	Motor, Actuator - Right	1	1
28		1110725	Motor, Actuator - Left	1	1
29	C	8881110977	Calf Pad Assembly with Hardware - Right	1	1
29	C	8881111715	Calf Pad Assembly with Hardware - Left	1	1
30		88804529X003	Pad, Legrest, Vinyl - Right	1	1
30		88804529X004	Pad, Legrest, Vinyl - Left	1	1
	D,F	1110748-NLA	NLA - Hardware, Calf Pad Bracket	1	1
31		1026033	Washer, Nylon (1/4 x 1/2 x 1/16")	1	4
32		1099700-NLA	NLA - Bracket, Calf Pad Mounting, Black	1	1
33		1029157	Screw, Phillips Pan Head w/Patch (#10-32 x 7/8")	1	2
34		1025765	Locknut (1/4-28)	1	1

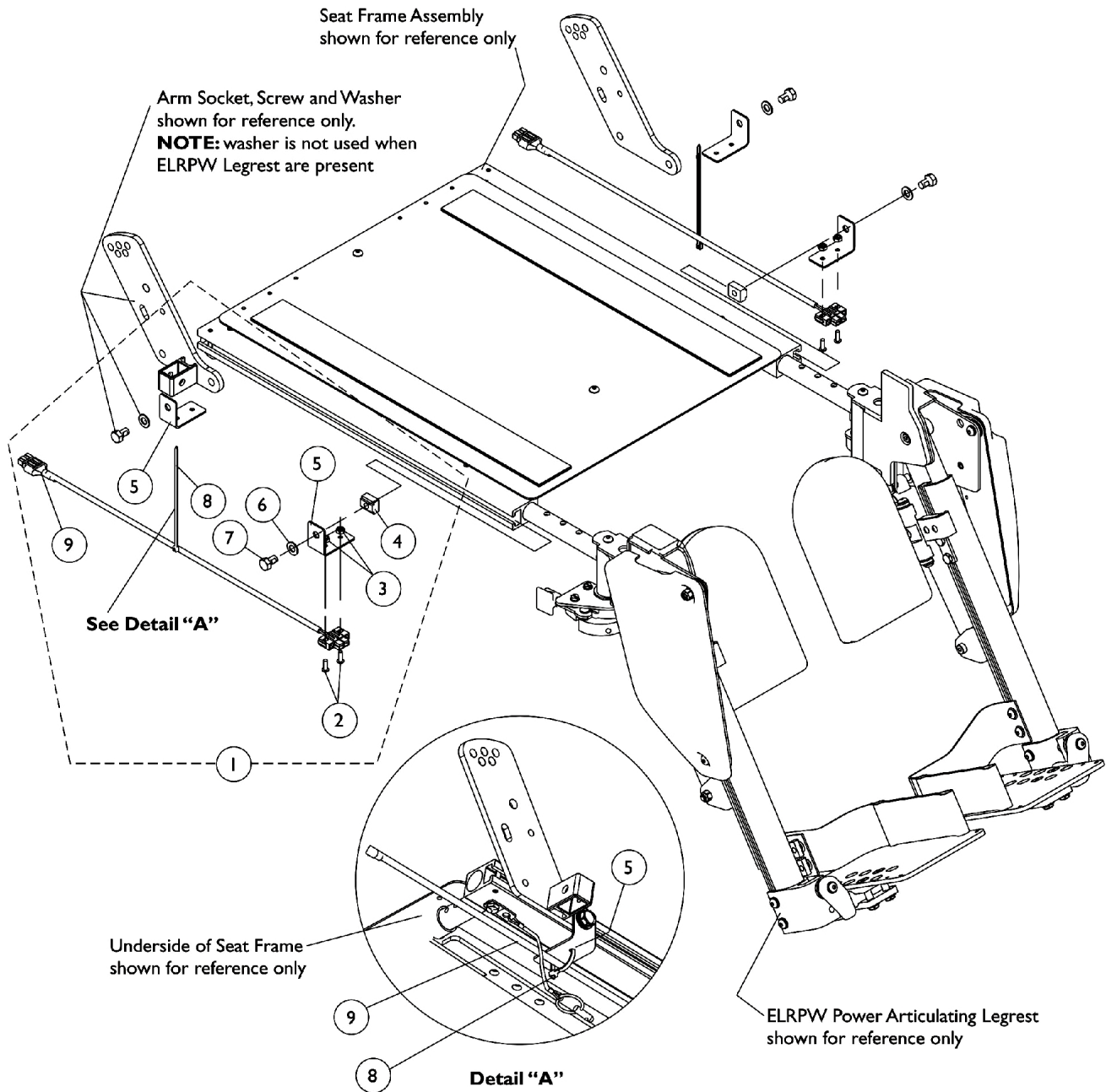
## Power Articulating Legrest ELRPW/ELRPW22

Item Number	Note	Part Number	Description	Quantity Per	
				Package	Assembly
35		1074191-NLA	NLA - Screw, Socket Flat Head (1/4-28 x 1/2")	1	1
36		1099690-NLA	NLA - Block, Calf Pad	1	1
37		1111716	Bracket, Calf Pad Block Mounting, Black - Right	1	1
37		1111717	Bracket, Calf Pad Block Mounting, Black - Left	1	1
38		1078214	Screw, Hex Head w/ Patch (1/4-20 x 1/2")	1	2
39		1110742	Bushing, Sleeve	1	1
40		1079151-NLA	NLA - Pin, Roll (5/64 x 5/8")	1	1
41		1121026	Extrusion, External (12-1/2" L) (ELRPW22 Before 7/22/04) and (ELRPW20 After 7/21/04)	1	1
41		1125435	Extrusion, External - ELRPW22 (14-1/2" L)	1	1
42	E	1101114	Footplate Assembly, Adjustable Angle, Black - Right (5-1/4" W)	1	1
42	E	1101115	Footplate Assembly, Adjustable Angle, Black - Left (5-1/4" W)	1	1
43		1023965-NLA	NLA - Screw, Socket Head (#10-32 x 1-1/2")	1	2
44		1028516	Washer, Steel (3/16 x 7/16 x 1/16")	1	2
45		1015629-NLA	NLA - Bushing	1	2
46		1101268	Heel Loop Assembly - Right	1	1
46		1101269	Heel Loop Assembly - Left	1	1
47		1060427-NLA	NLA - Footplate, Adjustable Angle, Large, Black (5-1/4" W x 8" L)	1	1
48		1029545	Screw, Socket Flat Head (1/4-20 x 3/4")	1	2
49		1008495	Screw, Socket Button Head (1/4-20 x 1-1/2")	1	1
50		1082686	Nut, Barrel, Hex Head (1/4-20 x 11/16")	1	2
51		1052102	Hinge, Footplate - Right	1	1
51		1052103	Hinge, Footplate - Left	1	1
52		1048816	Screw, Nylon Adjustment (1/2-13 x 7/8")	1	1
53		1016301	Washer, Nylon (5/16 x 7/8 x 1/8")	1	2
54		1099678	Extrusion, Footplate Adapter	1	1
55	G	1126091	Legrest Assembly, Power Articulating, Sector, Black (13 - 20" Range) - Right	1	1
55	G	1126092	Legrest Assembly, Power Articulating, Sector, Black (13 - 20" Range) - Left	1	1
55	G	1126093	Legrest Assembly, Power Articulating, Sector, Black (15 - 22" Range) - Right	1	1
55	G	1126094	Legrest Assembly, Power Articulating, Sector, Black (15 - 22" Range) - Left	1	1
<b>NOTE:</b> A - Includes items 2-7 B - Includes items 13, 25 and 26 C - Includes Items 25, 26 and 30-38 D - Includes Items 25, 26, 31-36, 38 E - Includes Items 10, 13, 25, 26 and 43-54 F - Not Shown G - Includes items 1, 8-23, 24, 27, 28, 29, 39-41 and 42					



# Power Articulating Legrest ELRPW/ELRPW22

## Harnesses and Hardware For ADJASBA Seat



## Power Articulating Legrest ELRPW/ELRPW22

### Harnesses and Hardware For ADJASBA Seat

Item Number	Note	Part Number	Description	Quantity Per	
				Package	Assembly
1	A,B	1125679-NLA	NLA - Kit, ELRPW Power Articulating Legrest Harnesses and Mounting Hardware (Pair)	2	1
2			NLA - Screw, Socket Head (#8-32 x 5/8")	1	4
3			Locknut (#8-32)	1	4
4			T-Nut (5/16-18)	1	2
5			NLA - Bracket, Wire Harness, Black	1	4
6			Washer, Flat (5/16 x 5/8 x 1/16")	1	2
7			NLA - Screw, Hex Head w/ Patch (5/16-18 x 1/2")	1	2
8			Tie Wrap (5-5/8" L)	1	2
9			NLA - Harness, ELRPW Power Legrest - Right	1	1
9			NLA - Harness, ELRPW Power Legrest - Left	1	1
NOTE: A - Includes items 2-9 B - On 2/28/07 the Dual Leg Actuator Module (DLIAM) harness cable that plugs into item #9 ELRPW Power Legrest Harness Assembly was lengthened from approximately 3" to 20" long to eliminate the need for the ELRPW Power Legrest Harness Assemblies					

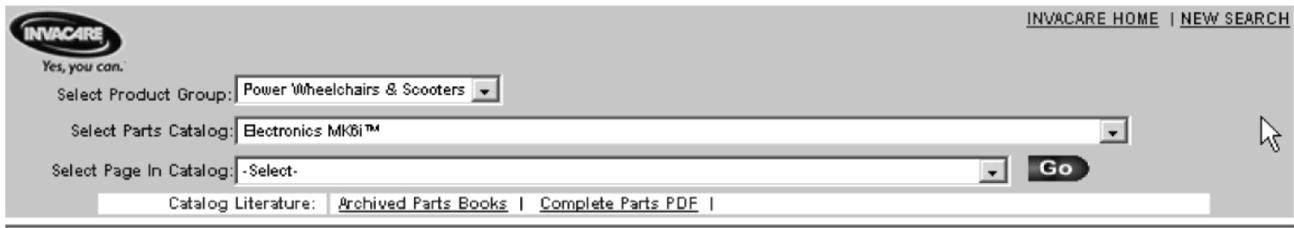
# MK6i Electronics

If you are looking for **MK6i™ Electronics** introduced to the  
TDX SP/SR Powered Wheelchair  
on or about 10/9/06

The parts catalog information is now divided into two separate catalogs.

## Web Page

The MK6i™ Electronics information can be found on the Invacare web page by selecting “Electronics MK6i™” in the “Select Parts Catalog” drop down menu.



The screenshot shows the Invacare website's parts catalog selection interface. At the top left is the Invacare logo with the tagline "Yes, you can.". To the right are links for "INVACARE HOME" and "NEW SEARCH". Below the logo, there are three dropdown menus: "Select Product Group:" with "Power Wheelchairs & Scooters" selected, "Select Parts Catalog:" with "Electronics MK6i™" selected, and "Select Page In Catalog:" with "-Select-" selected. A "Go" button is to the right of the third dropdown. At the bottom, there is a "Catalog Literature:" section with links for "Archived Parts Books" and "Complete Parts PDF".

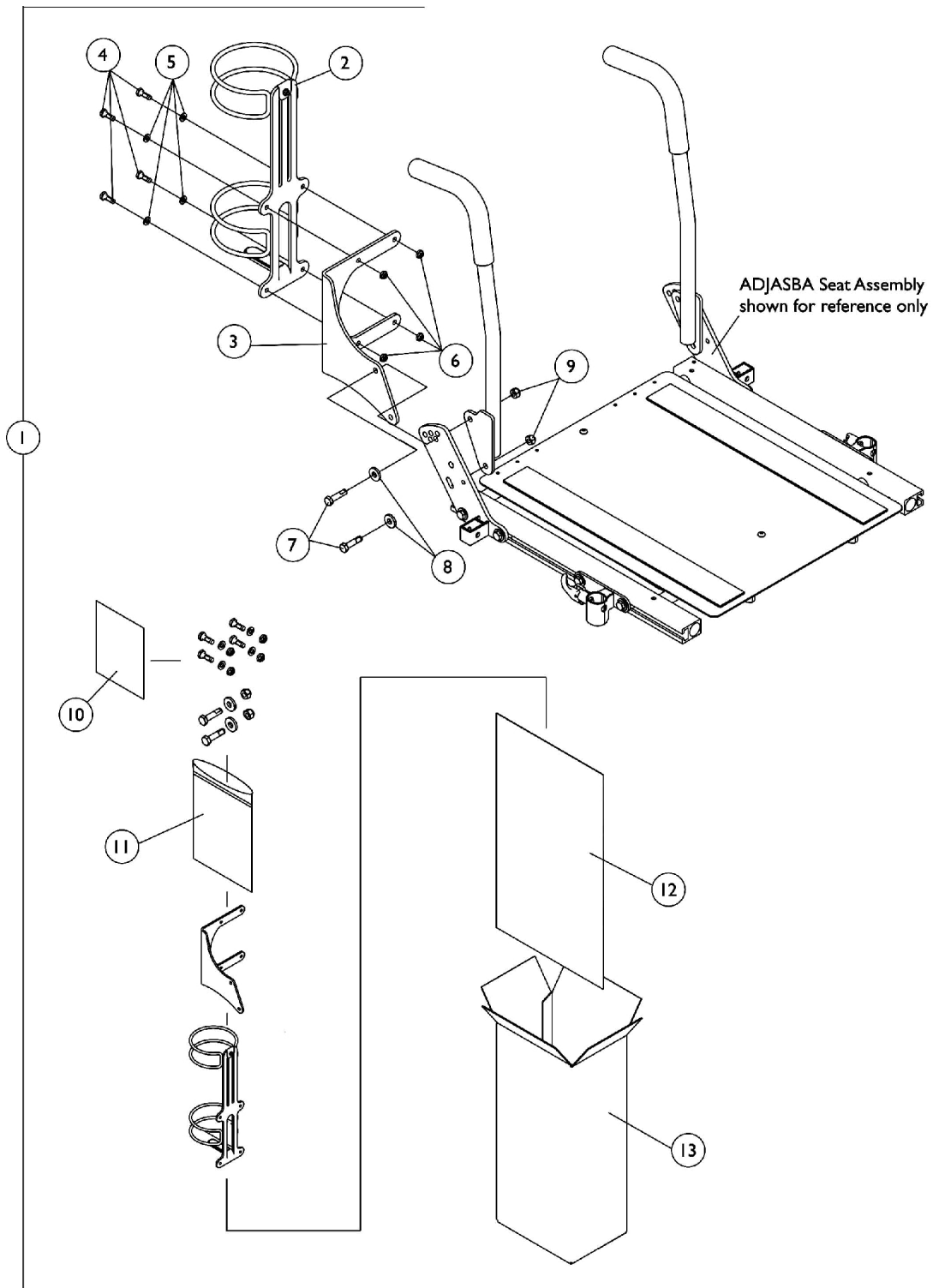
## Printed Catalog

The MK6i™ Electronics information can be found in printed copy at our Literature Fulfillment Center listed under form # 06-110 and titled “MK6i™ Electronics”.

# Oxygen Holder Assembly Kit

## ADJASBA Seats

**NOTE:** Oxygen holder is not available on recliner options and the 12"-16" wide ADJASBA Seat Frame



# Oxygen Holder Assembly Kit

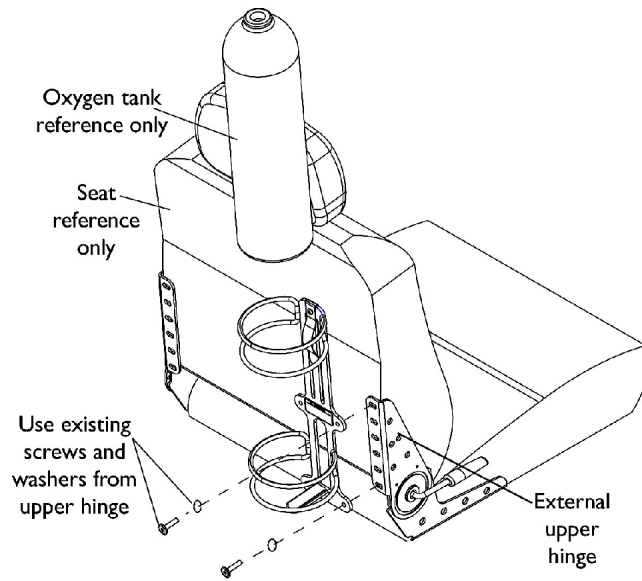
## ADJASBA Seats

**NOTE:** Oxygen holder is not available on recliner options and the 12"-16" wide ADJASBA Seat Frame

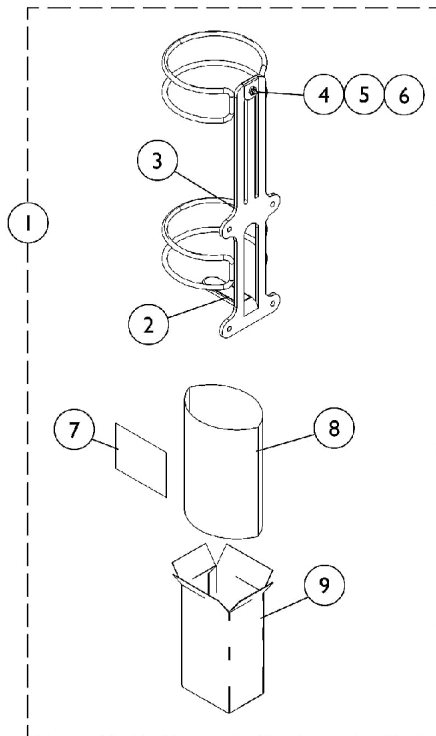
Item Number	Note	Part Number	Description	Quantity Per	
				Package	Assembly
1	A	1135504	Kit, Oxygen Holder Assembly For ADJASBA Seats	1	1
2			Holder, Oxygen	1	1
3			Bracket, Oxygen Holder (ASBA and ADJASBA Seats)	1	1
4			Screw, Hex Head w/ Patch (1/4-20 x 3/4")	1	4
5			Washer (1/4 x 1/2 x 1/16")	1	4
6			Locknut (1/4-20)	1	4
7			Screw, Hex Head w/ Patch (5/16-18 x 1-1/4")	1	2
8			Washer, Flat (21/64 x 53/64 x 7/64")	1	2
9			Locknut (5/16-18)	1	2
10			Instruction Sheet, Oxygen Holder For ADJASBA Seats	1	1
11			NLA - Bag, Poly Zip-Lip (8-3/4" L x 6" W)	1	1
12			NLA - Bag, Poly (26" L x 15" W)	1	1
13			NLA - Carton, Shipper	1	1
NOTE: A - Includes items 2-13					

# Oxygen Holder Assembly Kit

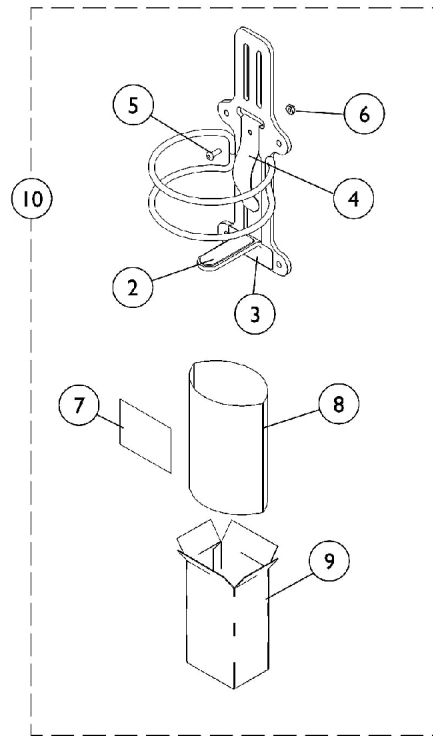
## Van Seat



**Installing on Seat with External Hinge**



**O2 Holder D or E size tanks**



**O2 Holder Home Filled Tank (HFO2-ML6)**

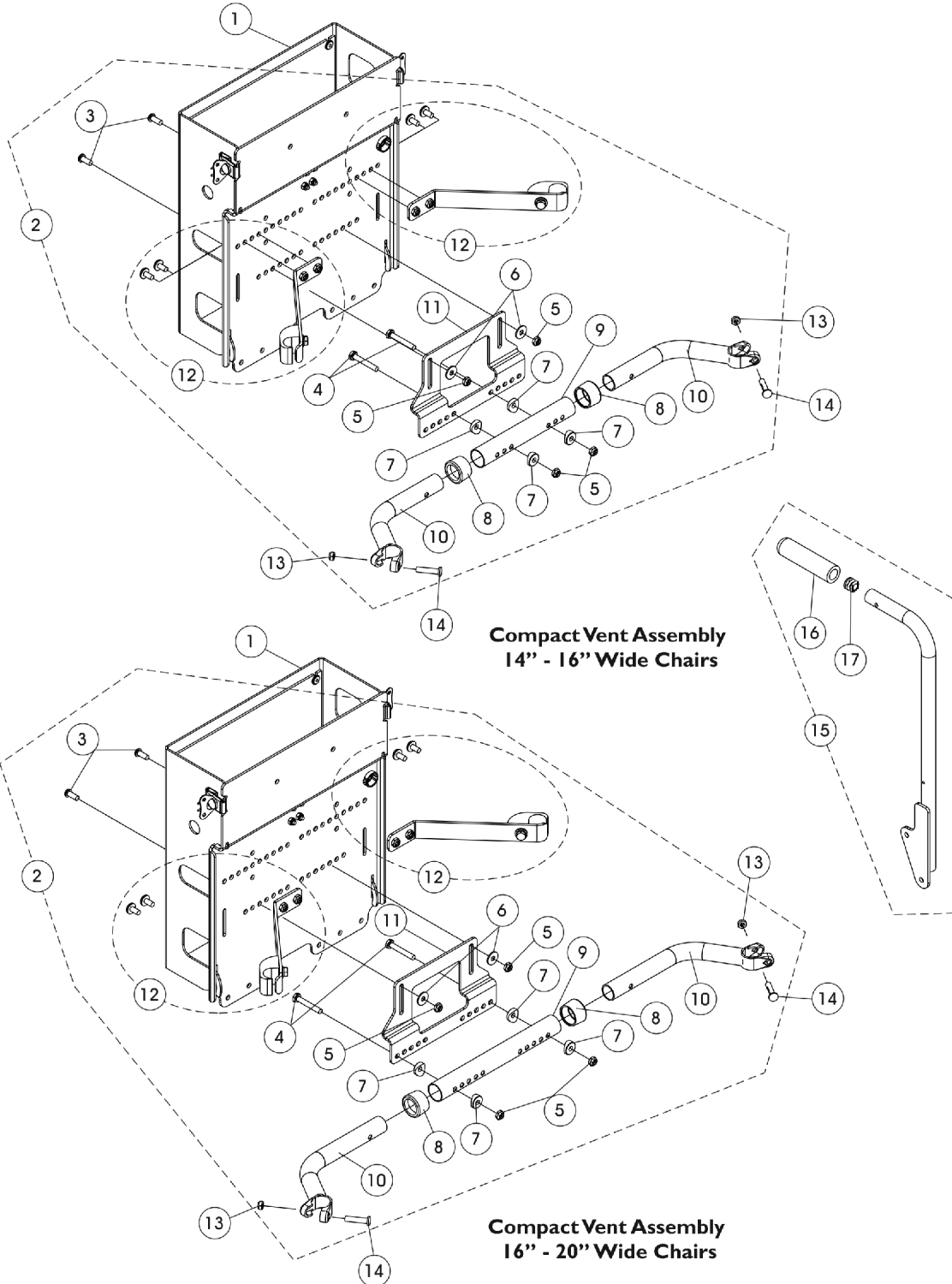
## Oxygen Holder Assembly Kit Van Seat

Item Number	Note	Part Number	Description	Quantity Per	
				Package	Assembly
1	A	1116956	Oxygen Holder Assembly(D or E Tanks)	1	1
2		1116950-NLA	NLA - Pad, Non-Skid	1	1
3		1080866	Decal, Oxygen Warning - English	1	1
4		1116945	Spring, Oxygen Holder	1	1
5		1072319-NLA	NLA - Screw, Socket Button Head (#10-32 x 1/2")	1	1
6		1025735	Locknut (#10-32)	1	1
7	B	1116957-NLA	NLA - Instruction Sheet, Oxygen Holder	1	1
8		1021866-NLA	NLA - Bag, Poly (26" L x 15" W)	1	1
9	A	1063960	Carton	1	1
10		HFO2-ML6	Oxygen Holder Assembly (Home Filled Tank)	1	1

NOTE: A - Includes Oxygen Holder plus items 2-9. For seats with an EXTERNAL (visible) hinge assembly.  
 B - Item is no longer available from the Invacare Service Parts Department. Refer to the Invacare Website under "Product Literature Search". Enter the part number in the "Keywords" field and download a free PDF version copy.

# Compact Vent Assembly

**NOTE:** When ordering a Compact Vent Assembly for first time installation in the field, call Invacare Corporation at 1-800-333-6900. Request Customer Service to review and reference "SPECIAL QUOTE #SM-091118102342" to ensure that all additional parts (not shown) and installation instruction sheet are shipped. Wheelchair serial number is required. Components shown are for wheelchairs originally ordered with a compact vent and solid back.





# Compact Vent Assembly

**NOTE:** When ordering a Compact Vent Assembly for first time installation in the field, call Invacare Corporation at 1-800-333-6900. Request Customer Service to review and reference "SPECIAL QUOTE #SM-091118102342" to ensure that all additional parts (not shown) and installation instruction sheet are shipped. Wheelchair serial number is required. Components shown are for wheelchairs originally ordered with a compact vent and solid back.

Item Number	Note	Part Number	Description	Quantity Per	
				Package	Assembly
1	A	1162939	Compact Vent Assembly	1	1
2	B	1154127	NLA - Kit, Compact Vent Mounting Hardware (14 - 16" Wide)	1	1
3			Screw, Socket Button Head (1/4-20 x 5/8")	1	2
4			Screw, Hex Head (1/4-20 x 1-5/8")	1	2
5			Locknut (1/4-20)	1	4
6			Washer (1/4 x 23/32 x 1/16")	1	2
7			Spacer, Coved (1/4 x 11/16 x 1/2")	1	4
8			Anti-Rattle (1")	1	2
9			Tube, Spreader Bar, Adjustable (14 - 16" W)	1	1
10			Handle, Spreader Bar (14 - 16" W)	1	2
11			Bracket, Compact Vent Mounting, Black	1	1
12			Compact Vent Mounting Strap Assembly and Hardware (Pair)	2	1
2	C	1154128	NLA - Kit, Compact Vent Mounting Hardware (16 - 20" Wide)	1	1
3			Screw, Socket Button Head (1/4-20 x 5/8")	1	2
4			Screw, Hex Head (1/4-20 x 1-5/8")	1	2
5			Locknut (1/4-20)	1	2
6			Washer (1/4 x 23/32 x 1/16")	1	2
7			Spacer, Coved (1/4 x 11/16 x 1/2")	1	4
8			Anti-Rattle (1")	1	2
9			Tube, Spreader Bar, Adjustable, Black (16 - 20" W)	1	1
10			Handle, Spreader Bar (16 - 20" W)	1	2
11			Bracket, Compact Vent Mounting, Black	1	1
12			Compact Vent Mounting Strap Assembly and Hardware (Pair)	2	1
13		1025730	Locknut (5/16-24)	1	2
14		1031026	Screw w/ Lug (5/16-24 x 1-3/8")	1	2
15	D	1160743-NLA	NLA - Back Cane Assembly, w/ Short Grip, w/o 10 Degree Bend, Black - Right (18" H)	1	1
15	D	1160744-NLA	NLA - Back Cane Assembly, w/ Short Grip, w/o 10 Degree Bend, Black - Left (18" H)	1	1
16		1086460	Grip, Foam, Hand (4-1/2" L)	1	1
17		1134426	Package, Plug Button, Black (3/4")	10	1
	E	1154288-NLA	NLA - Instruction Sheet, Compact Vent Assembly Installation	1	1

# Compact Vent Assembly

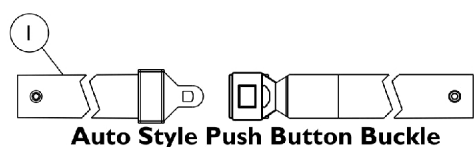
**NOTE: When ordering a Compact Vent Assembly for first time installation in the field, call Invacare Corporation at 1-800-333-6900. Request Customer Service to review and reference "SPECIAL QUOTE #SM-091118102342" to ensure that all additional parts (not shown) and installation instruction sheet are shipped. Wheelchair serial number is required. Components shown are for wheelchairs originally ordered with a compact vent and solid back.**

NOTE: A - The Compact Vent Assembly is sold complete. individual components are non-serviceable  
B - Includes items 3-12 and used for 14" - 16" wide chairs  
C - Includes items 3-12 and used for 16" - 20" wide chairs  
D - Includes the Back Cane and items 16 and 17. The 18" High Back Cane Assembly with short grip is used when a Compact Vent Assembly is ordered  
E - Not Shown

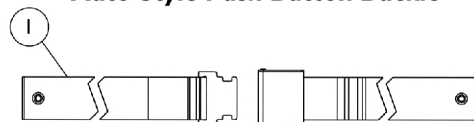
NOTE: When item #2 Compact Vent Mounting Hardware kit is required for 20" - 24" wide chairs, order as a "SPECIAL" order.

# Miscellaneous Accessories

**NOTE:** Chest Positioning Straps share the same hardware that attaches a Back Upholstery



**Auto Style Push Button Buckle**

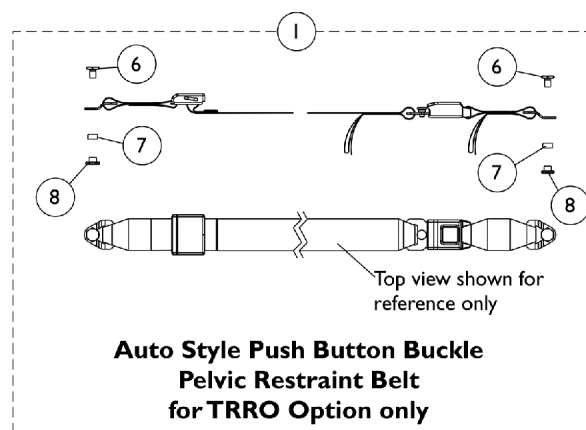


**Airline Style Buckle Positioning Strap**

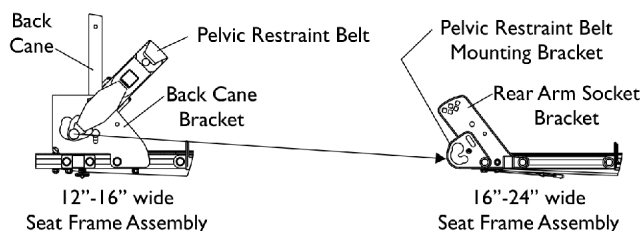


**Hook and Loop Style Buckle Positioning Strap**

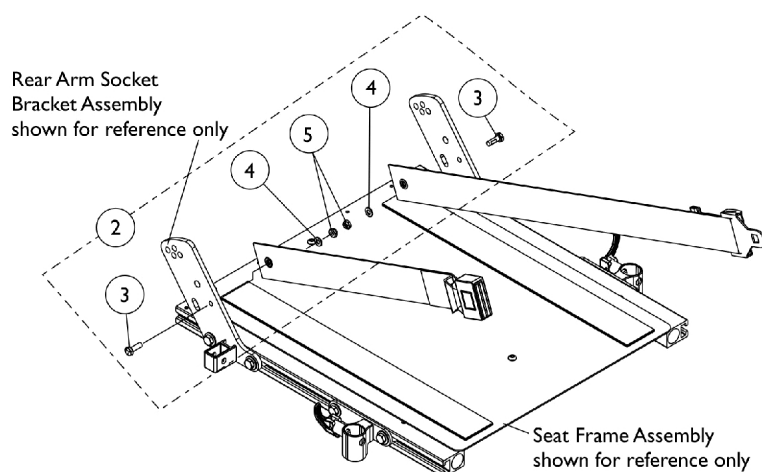
**Positioning Straps  
(For ASBA and ADJASBA Seating  
without TRRO Option)**



**Auto Style Push Button Buckle  
Pelvic Restraint Belt  
for TRRO Option only**



**Pelvic Restraint Belt Mounting Location  
(For ADJASBA Seating w/ TRRO Option)**



**Seat Positioning Strap  
Mounting Hardware  
(For ADJASBA Seating)**

## Miscellaneous Accessories

**NOTE: Chest Positioning Straps share the same hardware that attaches a Back Upholstery**

Item Number	Note	Part Number	Description	Quantity Per	
				Package	Assembly
1		See Chart	#1 Positioning Straps	1	1
1	C	See Chart	#1 Pelvic Restraint Belt For TRRO Option Only	1	1
2	A	1124385	Kit, Seat Positioning Strap Mounting Hardware (both LT & RT sides)	1	1
3			Screw, Hex Head w/ Patch (1/4-20 x 3/4")	1	2
4			Washer (1/4 x 1/2 x 1/16")	1	2
5			Locknut (1/4-20)	1	2
6		1134055-NLA	NLA - Screw, Hex Head (3/8-24 x 5/8")	1	2
7		1134054-NLA	NLA - Bushing, Nylon (1/2 x 9/16 x 9/32")	1	2
8		1134056-NLA	NLA - Nut, Barrel (3/8-24)	1	2
	B	40176X010-NLA	NLA - Pump, Tire	1	1
NOTE: A - Includes items 3-5 B - Not Shown C - Before ordering a replacement Pelvic Restraint Belt for TRRO Option, Please read the information provided on page titled "TRRO and TRBKTS Option Clarification Reference" page					

# Miscellaneous Accessories

**NOTE: Chest Positioning Straps share the same hardware that attaches a Back Upholstery**

## #1 Positioning Straps

Description	12"-15" Wide	16"-19" Wide	20"-22" Wide	23"-24" Wide
Auto Style Push Button	1036527 Strap, Positioning, Seat/Chest w/ Auto Style Buckle (Eyelet to Eyelet Length 33")  See Note(s) A	1004310 Strap, Positioning, Seat/Chest w/ Auto Style Push Button Buckle (Eyelet to Eyelet Length 48")	1034625 Strap, Positioning, Seat/Chest w/ Auto Style Push Button Buckle (Eyelet to Eyelet Length 61")	1034622-NLA NLA - Strap, Positioning, Seat/Chest w/ Auto Style Push Button Buckle (Eyelet to Eyelet Length 69")  See Note(s) C
Airline Style	N/A	TAGTS1034751-NLA NLA - Strap, Positioning, Seat/Chest w/ Airline Style Buckle (Eyelet to Eyelet Length 46")	1034752-NLA NLA - Strap, Positioning, Seat/Chest w/ Airline Style Buckle (Eyelet to Eyelet Length 61")  See Note(s) D	1034753-NLA NLA - Strap, Positioning, Seat/Chest w/Airline Style Buckle (Eyelet to Eyelet Length 70")
Hook and Loop  See Note(s) B	N/A	1034744 Strap, Positioning, Seat/Chest w/ Hook and Loop Style Buckle (Eyelet to Eyelet Length 45")  See Note(s) B	1034745 Strap, Positioning, Seat/Chest w/ Hook and Loop Style Buckle (Eyelet to Eyelet Length 61")  See Note(s) B	1034746 Strap, Positioning, Hook and Loop Style Buckle (Eyelet to Eyelet Length 69")  See Note(s) B
NOTE: A - 12"-15" wide positioning straps come in rainbow color. B - Hook and Loop style positioning strap for power chairs is used for chest positioning only C - For replacement contact The Aftermarket Group (TAG). D - 1034752 Airline Buckle Style is No Longer Available. Use Auto Style part number 1034625 as a replacement.				

## #1 Pelvic Restraint Belt For TRRO Option Only

Description	12"-16" Wide	16"-24" Wide
Auto Style Push Button  See Note(s) A	1134475-NLA NLA - Belt, Pelvic Restraint w/ Auto Style Push Button Buckle (Bushing Hole to Bushing Hole Length 37")	1134476 Belt, Pelvic Restraint w/ Auto Style Push Button Buckle (Bushing Hole to Bushing Hole Length 55")  See Note(s) A
NOTE: A - Includes the Pelvic Restraint Belt and items 8-10		

## Warranty Replacement Parts

Part Number	Description	Quantity per Assembly
1123249E-NLA See Note(s) A	WARR RPLMT - Charger, Battery, 8 Amp, 115VAC (Off Board) Single Mode Round Plug w/ AC Power Line Cord, CTE Corp.	1
1121144E-NLA See Note(s) B	WARR RPLMT - Motor Assembly - Right	1
1121145E-NLA See Note(s) B	WARR RPLMT - Motor Assembly - Left	1
1144656E-NLA See Note(s) B	WARR RPLMT - Motor and Gearbox Assembly - Right	1
1144657E-NLA See Note(s) B	WARR RPLMT - Motor and Gearbox Assembly - Left	1
NOTE: A - See Category "Battery Chargers & Cables" for more information. B - See Category "Motor, 4 Pole, Gearbox and Mounting Hardware - TDX SP" for more information.		

Invacare Corporation

[www.invacare.com](http://www.invacare.com)



***Yes, you can.***

One Invacare Way  
Elyria, OH USA  
44036-2125  
800-333-6900

Technical Support  
800-832-4707  
Customer Service  
800-333-6900

Customer Service  
800-333-6900

© 2022 Invacare Corporation. All rights reserved. Republication, duplication or modification in whole or in part is prohibited without prior written permission from Invacare. Trademarks are identified by <sup>TM</sup> and ®. All trademarks are owned by or licensed to Invacare Corporation or its subsidiaries unless otherwise noted.  
(Revised 11/01/22)

Form No. 06-105