

Formula™ TRE Powered Seating Front Riggings & MK5 Electronics

**TDX®
Power Wheelchairs**



Yes, you can.

Parts Catalog Usage Guide

The information contained in this document is subject to change without notice. This catalog contains service parts for Form No. 06-102. If you have any questions regarding this catalog, please contact one of our Customer Service Representatives.

For Customer Service Support Call:

1-800-333-6900

For Faxed In Orders Call:

1-800-678-4682 or

1-440-366-0709

For Technical Service Call:

1-800-832-4707

Literature Can Be Found at:

www.invacare.com or

1-800-828-6272

SYMBOL DEFINITION

Throughout this catalog you will notice letters to draw your attention to specific footnotes which are located at the bottom of the page or below specified charts.

Examples:

A,B,C etc. = Special Comments

NOTE: = General information pertaining to that specific page

NLA = No Longer Available

HARDWARE MEASUREMENTS

The measurements for the hardware will be listed as follows:

Screws, Bolts Diameter X Thread Count/Pitch X Length

Washers Inside Diameter X Outside Diameter X Thickness

Spacers Inside Diameter X Outside Diameter X Length

For your convenience, we have supplied an area for you to list your Invacare Representatives.

Name	Phone Numbers

© 2022 Invacare Corporation. Elyria, Ohio. Invacare, Yes, you can., the Blue Medallion Design, SureStep, Storm Series, TDX are registered trademarks and Formula, Contoura, Personal Back 10, DualFlex, MKIV, MK5, EX, and TCD are trademarks of Invacare Corporation.

Otto Bock is a registered trademark owned by Otto Bock Orthopaedische Industrie GMBH & Co.. JAY Back is a registered trademark of Sunrise Medical HHG, Inc. Corporation

TABLE of CONTENTS

Description	Page Number
A: READ THIS FIRST (THIS CATALOG IS DIFFERENT!)	6
Electronics - MK5 TAC, Shroud Cover & Mercury Free Switches, Conventional Tilt & Tilt w/ BPO Option (After 1/25/06)	131
Electronics - 4-Way Switch & Quad Push Button (QPB) Switch w/ Mounting Hardware	150
Electronics - Dual Legs Integrated Actuator Module (DLIAM) MK6i For ELRPW Front Riggings	104
Electronics - ESC Elevating Seat Control Toggle Switch, Elevate Only For ASBA/ADJASBA Seating	106
Electronics - MK5 SAC & Shroud Cover, Conventional Tilt & Tilt w/ BPO Option (4/15/05-10/19/05)	121
Electronics - MK5 SAC, Contoura Recline Only & Contoura Tilt Only (Before 1/6/06)	143
Electronics - MK5 SAC, Conventional Recline & Recline w/ BPO Option (Before 1/6/06)	137
Electronics - MK5 SAC, Conventional Tilt & Tilt w/ BPO Option (1/17/05-4/14/05)	119
Electronics - MK5 SAC, Conventional Tilt & Tilt w/ BPO Option (10/20/05-1/5/06)	125
Electronics - MK5 SAC, Conventional Tilt & Tilt w/ BPO Option (Before 1/17/05)	117
Electronics - MK5 SAC-E and (MK6i) Elevate Integrated Actuator Module (EIAM)	115
Electronics - MK5 TAC & Mercury Free Switches, Contoura Recline Only & Contoura Tilt Only (After 1/5/06)	145
Electronics - MK5 TAC & Mercury Free Switches, Conventional Tilt & Tilt w/ BPO Option (1/6/06-1/25/06)	127
Electronics - MK5 TAC, Shroud Cover & Mercury Free Switches, Conv. Recline & Recline w/ BPO Option (After 1/5/06)	139
Electronics - MK5 TRECM & Mercury Free Switches - Contoura Tilt - Recline & Tilt/Recline .	170
Electronics - MK5 TRECM & Mercury Free Switches, Conv. Recline & Tilt/Recline (Before 5/19/05)	166
Electronics - MK5 TRECM & Mercury Free Switches, Conventional Tilt & Tilt w/ BPO Option (1/17/05-4/14/05)	154
Electronics - MK5 TRECM & Mercury Free Switches, Conventional Tilt & Tilt w/ BPO Option (10/20/05-1/25/06)	160
Electronics - MK5 TRECM & Mercury Free Switches, Conventional Tilt & Tilt w/ BPO Option (Before 1/17/05)	152
Electronics - MK5 TRECM, Shroud Cover & Mercury Free Switches, Conv. Recline & Tilt/Recline (After 5/18/05)	168

TABLE of CONTENTS

Description	Page Number
Electronics - MK5 TRECM, Shroud Cover & Mercury Free Switches, Conventional Tilt & Tilt w/ BPO Option (After 1/25/06)	162
Electronics - MK5 TRECM, Shroud Cover, Mercury Free Switches, Conv. Tilt & Tilt w/ BPO Option (4/15/05-10/19/05)	156
Electronics - MK6i ~PLEASE READ FIRST	103
Electronics - Quad Link (Before 10/31/05)	172
Electronics - Quad Link (QLA) (After 10/30/05)	176
Electronics - TRSS Toggle, Contoura Tilt	113
Electronics - TRSS Toggle, Conventional Tilt & Tilt w/ BPO Option (After 1/16/05)	110
Electronics - TRSS Toggle, Conventional Tilt & Tilt w/ BPO Option (Before 1/17/05)	108
Frame Finishes - Touch-Up Paints & Upholstery Options	7
Front Riggings - Adjustable Angle Footplate Assemblies - AT5543	43
Front Riggings - Adjustable Heel Loops	49
Front Riggings - Calf Pads w/ Attaching Hardware	37
Front Riggings - Center Mount Rigging - CTMT/CTMT-F/CTMT-L/CTMT-FL (Before 12/10/08)	53
Front Riggings - Center Mount Rigging - CTMT-F/CTMT-FL w/ FBCTMT (One PC Flip-Up Footboard) Before 12/31/09	57
Front Riggings - Center Mount Rigging - CTMTJ/CTMT-FJ (Before 12/10/08)	51
Front Riggings - Center Mount Rigging (CTMT-F with CTMTFB One PC Flip-Up Footboard) After 12/30/09	60
Front Riggings - Center Mount Rigging (CTMT-J/CTMT-FJ/CTMT/CTMT-F/CTMT-L/CTMT-FL) (After 12/09/08)	64
Front Riggings - Center Mount Rigging Kit - CTMTJ - Elevate Only For ASBA Seating (Before 12/10/08)	86
Front Riggings - Center Mount Rigging Kit (CTMT/CTMT-L) Elevate Only For ASBA Seats (Before 12/10/08)	89
Front Riggings - Ctr. Mt. Rigging Kit - CTMT-F/CTMT-FL/CTMT-FJ - Elev. Only ADJASBA Stg. - Conv./Contoura Stg. (After 7/4/05 - 12/09/08)	93
Front Riggings - Ctr. Mt. Rigging Mtg. Hdwr. - CTMT/CTMT-L/CTMTJ - Elev. Only For ASBA Stg. (Before 7/5/05)	77

TABLE of CONTENTS

Description	Page Number
Front Riggings - Ctr. Mt. Rigging Mtg. Hdwr. - CTMT-F/CTMT-FL/CTMT-FJ - Conventional & Contoura Seating	82
Front Riggings - Ctr. Mt. Rigging Mtg. Hdwr. - CTMT-F/CTMT-FL/CTMT-FJ - Elev. Only For ADJASBA Stg. (After 7/4/05)	80
Front Riggings - Footrest and Legrest Accessories	46
Front Riggings - Footrest Support Assemblies - Sector Style	28
Front Riggings - Footrest Supports - PHW93 (Hemi)	30
Front Riggings - Front Rigging Hanger Hardware, Pin Style, Conventional & Contoura Seating	20
Front Riggings - Front Rigging Hanger Hardware, Sector Style, Conventional & Contoura Seating	22
Front Riggings - Front Rigging Hanger Hdwr. - Pin & Sector Style, Elev. Only For ADJASBA Stg. (After 7/4/05)	18
Front Riggings - Front Rigging Hanger Hdwr. - Pin & Sector Style, Elev. Only For ASBA Stg. (Before 7/5/05)	16
Front Riggings - Front Rigging Non Hanger Hardware, PCTMT, Conventional & Contoura Seating	24
Front Riggings - Front Rigging Non Hanger Hdwr. - Rigging Is Excluded From Chair, Conv. & Contoura Stg.	26
Front Riggings - Legrest Supports - AT5544	32
Front Riggings - Legrest Supports, Articulating (Hemi) - PHAL4A	34
Front Riggings - Pivot/Slide Tube w/ Footplate Assembly - Aluminum - 1650, 1350	41
Front Riggings - Pivot/Slide Tube w/ Footplate Assembly - Composite - 1651	39
Front Riggings - Power Articulating Legrests - ELRPW/ELRPW22	98
Front Riggings - Power Articulating Legrests - ELRPW/ELRPW22 Harness & Hardware	101
Front Riggings - Power Center Mount Rigging - PCTMT/PCTMT-L	72
Front Riggings - Power Center Mount Rigging - PCTMT/PCTMT-L w/ FBCTMT (One PC Flip-Up Footboard)	75
Front Riggings - Power Center Mount Rigging Mtg. Hdwr. - PCTMT/PCTMT-L	84
Front Riggings - Reference Chart - 70ST Taper	15

TABLE of CONTENTS

Description	Page Number
Front Riggings - Reference Chart - AT5544 - 70NHD - PHW93	13
Front Riggings - Reference Chart - PHAL4A	14
Label Locations For TRBKTS Option	11
Packaging - Cartons, Inserts, Bags, Literature & Decals	9
TRBKTS Option Clarification Reference	12

A: READ THIS FIRST (THIS CATALOG IS DIFFERENT!)

The Formula TRE Powered Seating System parts catalog information is now divided into three separate catalogs.

The Form Numbers and Cover Titles are listed below.

Form # 04-041

Formula TRE Powered Seating System
For
TDX
Powered Wheelchairs

Form # 06-102

Formula TRE
Front Riggings & MK5 Electronics
For
TDX
Powered Wheelchairs

Form # 06-110

MK6i Electronics
(MK6i Electronics was introduced on or about 10/9/06)

Use all three form numbers to order a “complete” Parts Catalog

Frame Finishes, Touch-Up Paints & Upholstery Options

Frame Finishes and Touch-Up Paint

Color Number	Part Number	Bottle Size	Frame Finish
08P	1031456-NLA	.6 oz.	Deep Purple
17P	1046319-NLA	.6 oz.	Cobalt Blue
22P	1033376-NLA	.6 oz.	Anthracite
24P	1031450-NLA	.6 oz.	Wet Black
33P	1031455-NLA	.6 oz.	Red
34P	1046327-NLA	.6 oz.	Flat Black
61P	1046321-NLA	.6 oz.	Electric Red
62P	1046320-NLA	.6 oz.	Electric Blue
66P	1046322-NLA	.6 oz.	Electric Purple
69P	1101320-NLA	.6 oz.	Teflon Black
71P	N/A	N/A	Silver Vein
84P	1073896-NLA	.6 oz.	Lavender
101P	1101325-NLA	.6 oz.	Jeweled Green
102P	1101327-NLA	.6 oz.	Denim Blue
104P	1101316-NLA	.6 oz.	Electric Teal
105P	1101326-NLA	.6 oz.	Midnight Blue
115P	N/A	N/A	Black Prism
116P	N/A	N/A	Sunkissed Orange
117P	N/A	N/A	Tangerine Red
118P	N/A	N/A	Fruit Fusion
119P	N/A	N/A	Bubblegum Pink
120P	N/A	N/A	Grape Madness
121P	N/A	N/A	Lolly Pop Blue
122P	N/A	N/A	Cosmic Blue
123P	N/A	N/A	Celestial Purple
124P	N/A	N/A	Vivid Violet
125P	N/A	N/A	Emerald Green
126P	N/A	N/A	Shamrock Green
127P	N/A	N/A	Grasshopper Green

Frame Finishes, Touch-Up Paints & Upholstery Options

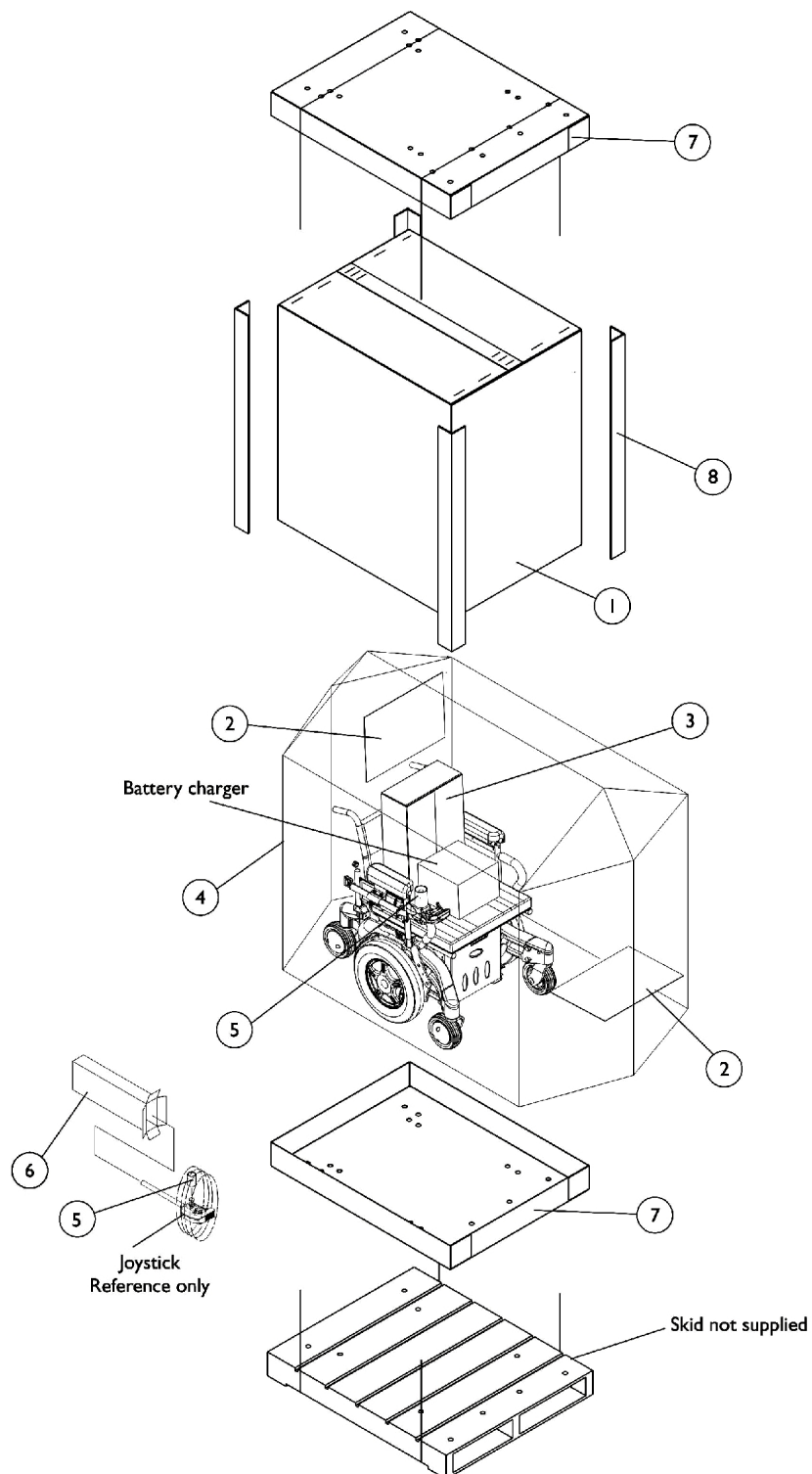
Sparkle Frame Finishes

Color Number	Frame Finish
88P	Wet Black with Twilight Sparkle

Upholstery Options For A.S.B.A. Seating

Nylon Color
U240 Black

Packaging - Cartons, Inserts, Bags, Literature & Decals



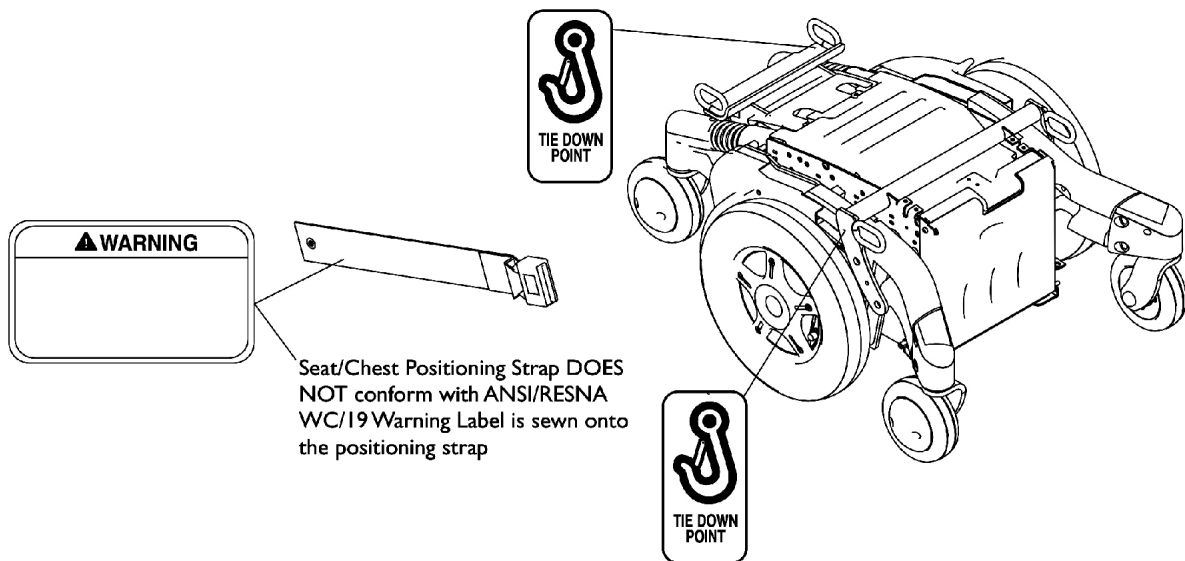
Packaging - Cartons, Inserts, Bags, Literature & Decals

Item Number	Note	Part Number	Description	Quantity Per	
				Package	Assembly
1		1036028	Carton, Cover	1	1
2		40131X161	Insert, Plain Pad	1	2
3		40131X011-NLA	NLA - Carton, Front Riggings	1	1
4		1015592	Bag, Poly (72" L x 35" W x 19" D)	1	1
5		1043198-NLA	NLA - Tube, Paper	1	1
6	C	1012001-NLA	NLA - Carton, Joystick	1	1
7		1036027	Carton, Tray	1	2
8		1129590-NLA	Carton, Corner Reinforcement	1	4
	A	00077X031-NLA	NLA - Warranty Card	1	1
	A	1114809-NLA	NLA - Owner's Manual, TDX w/ MK5 Electronics	1	1
	B	1164348	Mailer, Return, Mercury Free	1	1

NOTE: A - Not Shown
 B - For Massachusetts providers only.
 C - Order part #40131X011 to use as a replacement Joystick Carton also.

When adjusting or replacing parts, please refer to your Owner's Manual for assistance.

Label Locations For TRBKTS Option



TRBKTS Option Label Locations

TRBKTS Option Clarification Reference

TRBKTS Option was introduced 12/19/05 as an On-Chair option only.

About TRBKTS Transport Ready Package

TRBKTS includes four factory-installed wheelchair transport brackets. **TRBKTS** has not been crash-tested in accordance with WC 19. Use these transport brackets only to secure an unoccupied wheelchair during transport.

Only use the transport brackets included with **TRBKTS** for the purpose described in the appropriate Owner's Operator and Maintenance Manual.

Battery support brackets **MUST** be installed at all times. Otherwise, the wheelchair will not be WC/19 compliant. Refer to Removing/Installing the Batteries From/Into the Wheelchair in the appropriate Owner's Operator and Maintenance Manual.

As of this date, the Department of Transportation has not approved any tie-down systems for transportation of a user while in a wheelchair, in a moving vehicle of any type. It is Invacare's position that users of wheelchairs should be transferred into appropriate seating in vehicles for transportation and use be made of the restraints made available by the auto industry. Invacare cannot and does not recommend any wheelchair transportation systems.

NOTE: ANSI = American National Standards Institute, RESNA = Rehabilitation Engineering and Assistive Technology Society of North America.

Front Riggings Reference Chart

For AT5544, 70NHD, PHW93

NOTE: Calf pads with attaching hardware not included on legrest.

NOTE: Pivot/Slide tube attaching hardware not included.

NOTE: Pivot/Slide tube and footplates do not include heel loops. See footrest and legrest accessories.

1651 = Composite footplate with 9-7/8" curved pivot/slide tube.
AT5543 = Adjustable angle footplate with 9-7/8" straight pivot/slide tube.
1350 = Extra large footplate with "L" style pivot/slide tube.

Support Assemblies - AT5544, 70NHD, PHW93

Rigging Type	AT5544	70NHD	PHW93
Right	8881045291	8881053149	8881126089
	See Note(s) A	See Note(s) A	See Note(s) A
Left	8881045292	8881053148	8881126090
	See Note(s) A	See Note(s) A	See Note(s) A

NOTE: A - Specify frame color when ordering, see page titled "Frame Finishes and Touch-Up Paints".

Pivot/Slide Tube and Footplates For AT5544, 70NHD, PHW93

Footplate Type	1651 16" W	1651 17-24" W	1350 17-24" W	AT5543 16-24" W
Right	1057869	1057879	1026395	1062756
Left	1057870	1057880	1026396	1062757
Right 2" Longer	1057871	1057881	1086515	1062760
Left 2" Longer	1057872	1057882	1086517	1062761
Right 4" Longer	1058421	1058423	1086516	1121140
Left 4" Longer	1058422	1058424	1086518	1121141

Front Riggings Reference Chart

For PHAL4A

NOTE: Calf pads with attaching hardware not included on legrest.

NOTE: Pivot/Slide tube attaching hardware not included.

NOTE: Pivot/Slide tube and footplates do not include heel loops. See footrest and legrest accessories.

1650 = Aluminum footplate with "L" style pivot/slide tube.
1350 = Extra large footplate with "L" style pivot/slide tube.
AT5543 = Adjustable angle footplate with 13-7/8" straight pivot/slide tube.

Support Assembly - PHAL4A

Rigging Type	PHAL4A (Chrome Only)
Right	1031437-NLA
Left	1031438-NLA

Pivot/Slide Tube and Footplates For PHAL4A

Footplate Type	1650 16-24" W	1350 17-24" W	AT5543 16-24" W
Right	1023907	1035456	1091777-NLA
Left	1023908	1035457	1091778-NLA

Front Riggings Reference Chart

70ST Taper

NOTE: Pivot/Slide tube attaching hardware not included.

NOTE: Pivot/Slide tube and footplates do not include heel loops. See footrest and legrest accessories.

1651 = Composite footplate with 9-7/8" curved pivot/slide tube.

Support Assemblies - 70STAPER

Rigging Type	70STAPER
Right	8881026996 See Note(s) A
Left	8881026997 See Note(s) A

NOTE: A - Specify frame color when ordering, see page titled "Frame Finishes and Touch-Up Paints".

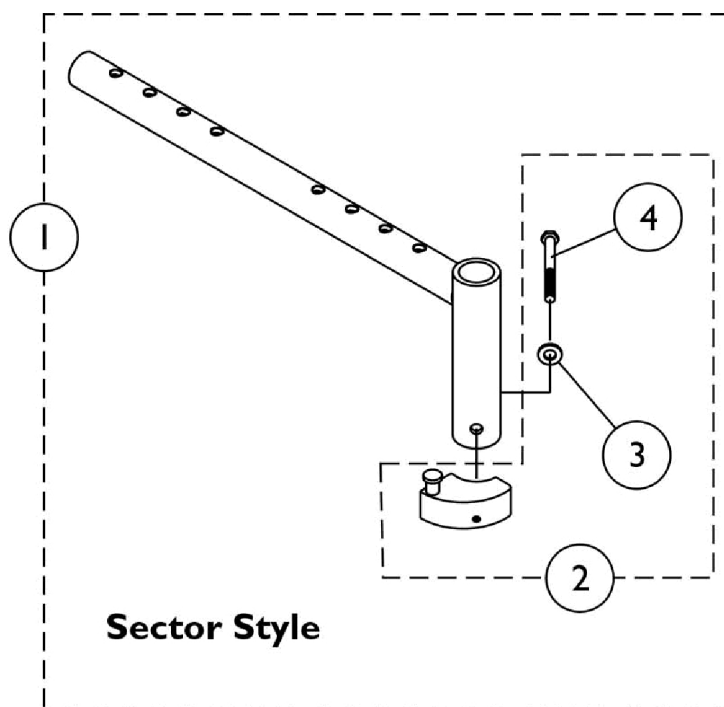
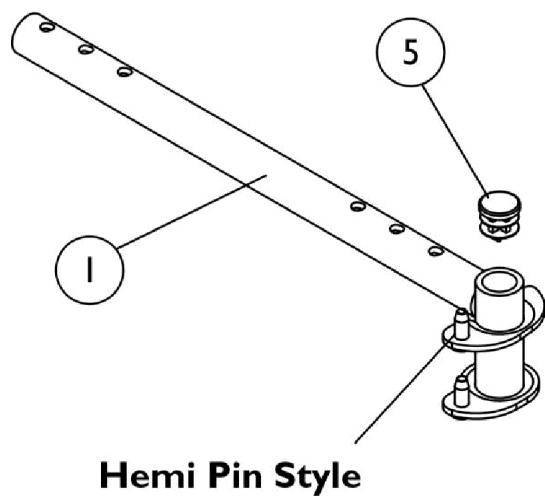
Pivot/Slide Tube and Footplates For 70ST TAPER

Footplate Type	1651 16-17" W	1651 18-19" W	1651 20-24" W
Right	1057859	1057869	1057879
Left	1057860	1057870	1057880
Right 2" Longer	1057861	1057871	1057881
Left 2" Longer	1057862-NLA	1057872	1057882

Front Rigging Hanger Hardware, Pin and Sector Style

Elevate Only For ASBA Seating (Before 7/5/05)

NOTE: Front rigging hangers and seat pans share the same mounting hardware, see Seat Pan and Mounting Hardware page.



Front Rigging Hanger Hardware, Pin and Sector Style

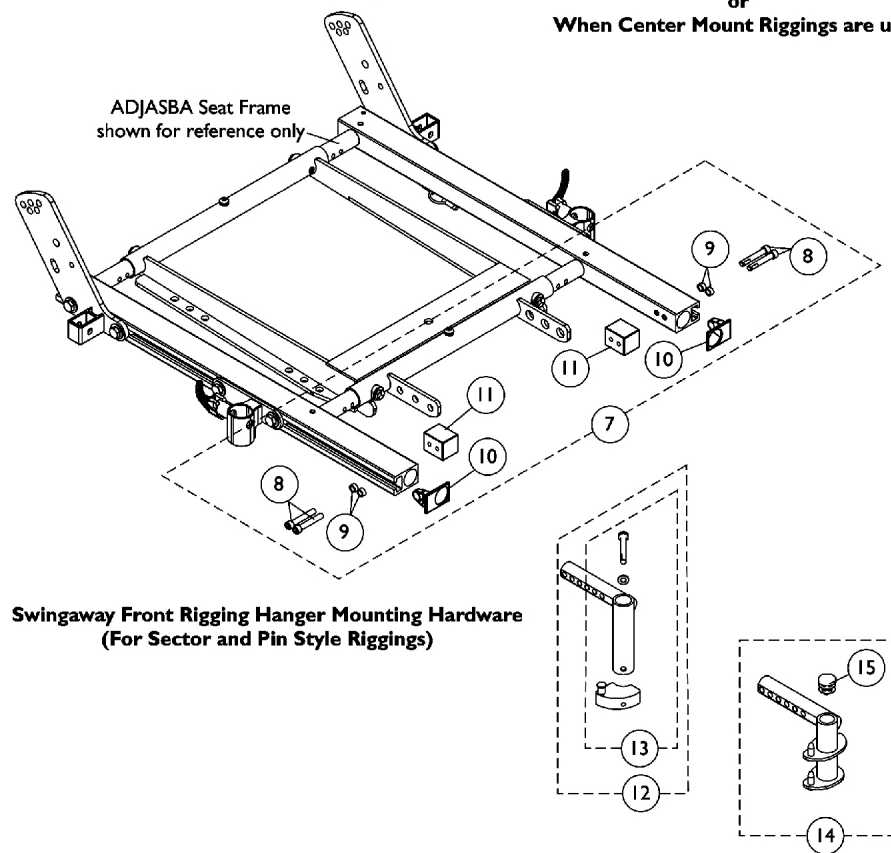
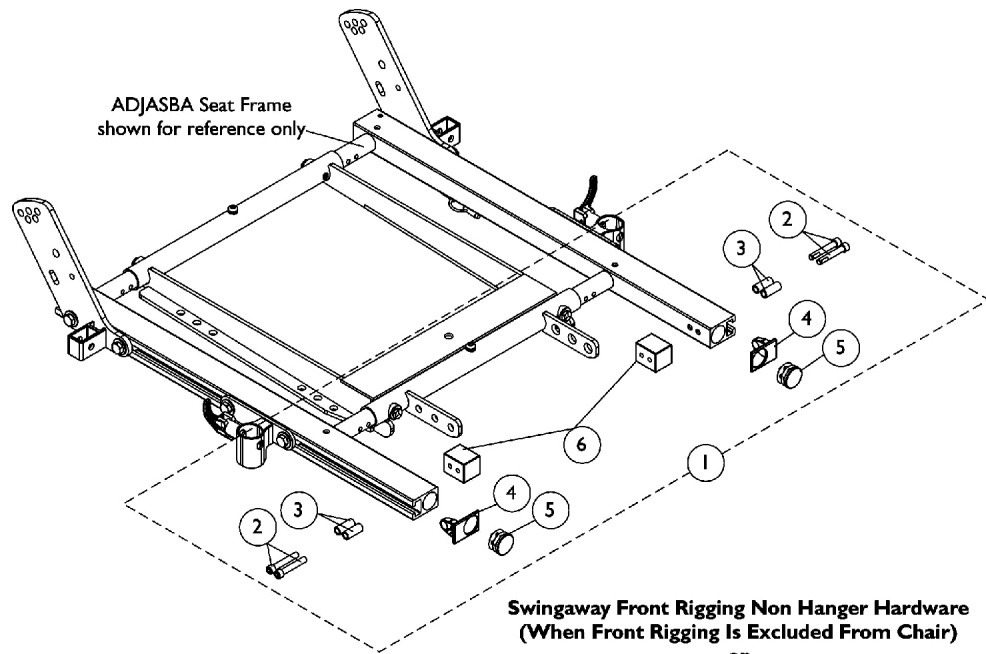
Elevate Only For ASBA Seating (Before 7/5/05)

NOTE: Front rigging hangers and seat pans share the same mounting hardware, see Seat Pan and Mounting Hardware page.

Item Number	Note	Part Number	Description	Quantity Per	
				Package	Assembly
1	A	1068435	Front Rigging Hanger Assembly w/ Sector Block, Black - Right (12 - 21" D)	1	1
1	A	1068436	Front Rigging Hanger Assembly w/ Sector Block, Black - Left (12 - 21" D)	1	1
1	A	1068437-NLA	NLA - Front Rigging Hanger Assembly w/ Sector Block, Black - Right (22" D)	1	1
1	A	1068438-NLA	NLA - Front Rigging Hanger Assembly w/ Sector Block, Black - Left (22" D)	1	1
1		1114766	Front Rigging Hanger Assembly w/ Plug Button, Pin Style, Hemi, Black - Right (12 - 21" D)	1	1
1		1114767	Front Rigging Hanger Assembly w/ Plug Button, Pin Style, Hemi, Black - Left (12 - 21" D)	1	1
1		1132339-NLA	NLA - Front Rigging Hanger Assembly w/ Plug Button, Pin Style, Hemi, Black - Right (22" D)	1	1
1		1132340-NLA	NLA - Front Rigging Hanger Assembly w/ Plug Button, Pin Style, Hemi, Black - Left (22" D)	1	1
2	B	1054571	Kit, Sector Block - Right	1	1
2	B	1054572	Kit, Sector Block - Left	1	1
3		1026907	Washer (1/4 x 1/2 x 1/16")	1	1
4		1052957	Screw, Hex Head w/ Patch (1/4-20 x 2")	1	1
5		1027097	Plug Button, Black (3/4")	1	1
NOTE: A - Includes item 2 B - Includes items 3-4					

Front Rigging Hangers and Hardware

Pin & Sector Style For ADJASBA Seating (After 7/4/05)



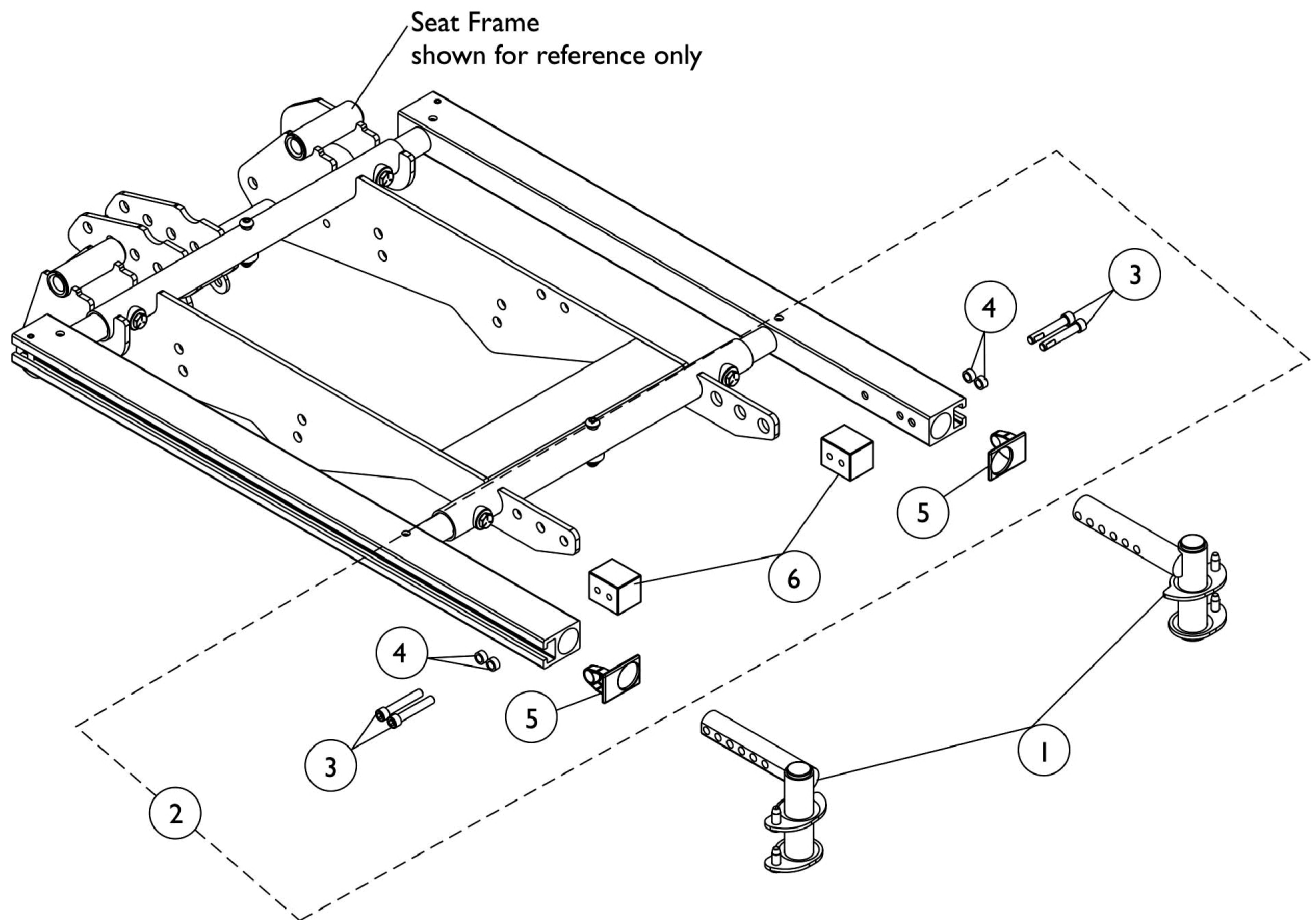
Front Rigging Hangers and Hardware

Pin & Sector Style For ADJASBA Seating (After 7/4/05)

Item Number	Note	Part Number	Description	Quantity Per	
				Package	Assembly
1	A	1124723	Kit, Side Rail Cap Hardware (Pair)	1	1
2			Screw, Socket Head Cap w/ Patch (1/4-20 x 1-1/2")	1	4
3			Spacer (1/4 x 3/8 x 29/32")	1	4
4			Cap, End, Side Rail, Black	1	2
5			Plug Button, Black (1")	1	2
6			Block, Threaded	1	2
7	B	1125726	Kit, Front Rigging Hanger Mounting Hardware (Pair)	1	1
8			Screw, Socket Head Cap w/ Patch (1/4-20 x 1-1/2")	1	4
9			NLA - Spacer (1/4 x 3/8 x 3/16")	1	4
10			Cap, End, Side Rail, Black	1	2
11			Block, Threaded	1	2
12	C	1122602	Front Rigging Hanger Assembly w/ Sector Block, Black - Right	1	1
12	C	1122603	Front Rigging Hanger Assembly w/ Sector Block, Black - Left	1	1
13	D	1054571	Kit, Sector Block - Right	1	1
13	D	1054572	Kit, Sector Block - Left	1	1
14		1124401	Front Rigging Hanger Assembly w/ Plug Button, Pin Style, Hemi, Black - Right	1	1
14		1124402	Front Rigging Hanger Assembly w/ Plug Button, Pin Style, Hemi, Black - Left	1	1
15		1134426	Package, Plug Button, Black (3/4")	10	1
NOTE: A - Includes items 2-6 B - Includes items 8-11 C - Includes item 13 D - Includes Sector Block, Screw and Washer					

Front Rigging Hanger Hardware, Pin Style

Conventional & Contoura Seating

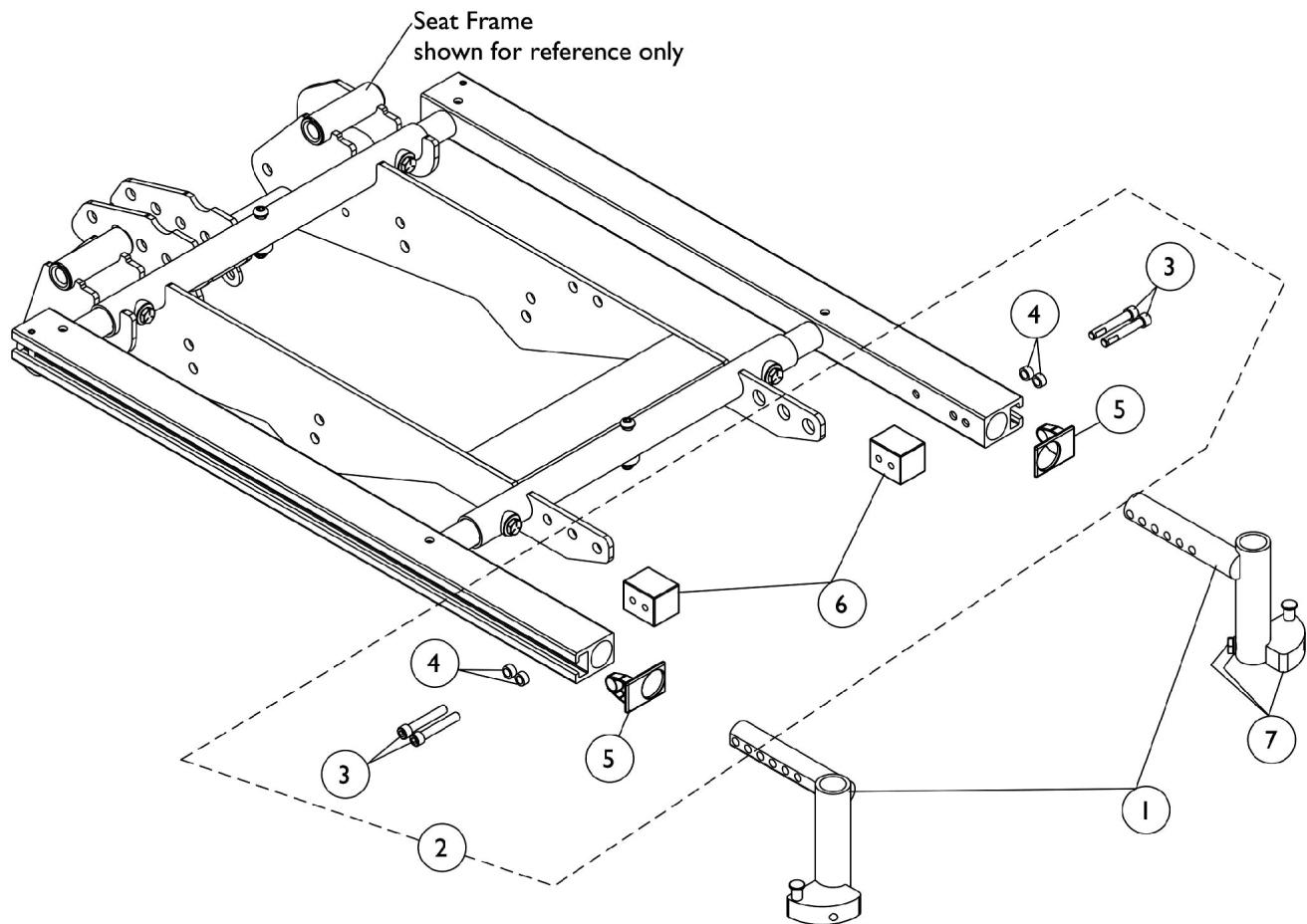


Front Rigging Hanger Hardware, Pin Style Conventional & Contoura Seating

Item Number	Note	Part Number	Description	Quantity Per	
				Package	Assembly
1	A	1124401	Front Rigging Hanger Assembly w/ Plug Button, Pin Style, Hemi, Black - Right	1	1
1		1124402	Front Rigging Hanger Assembly w/ Plug Button, Pin Style, Hemi, Black - Left	1	1
2		1125726	Kit, Front Rigging Hanger Mounting Hardware (Pair)	1	1
3			Screw, Socket Head Cap w/ Patch (1/4-20 x 1-1/2")	1	4
4			NLA - Spacer (1/4 x 3/8 x 3/16")	1	4
5			Cap, End, Side Rail, Black	1	2
6			Block, Threaded	1	2
NOTE: A - Includes items 3-6					

Front Rigging Hanger Hardware - Sector Style

Conventional & Contoura Seating



Front Rigging Hanger Hardware - Sector Style

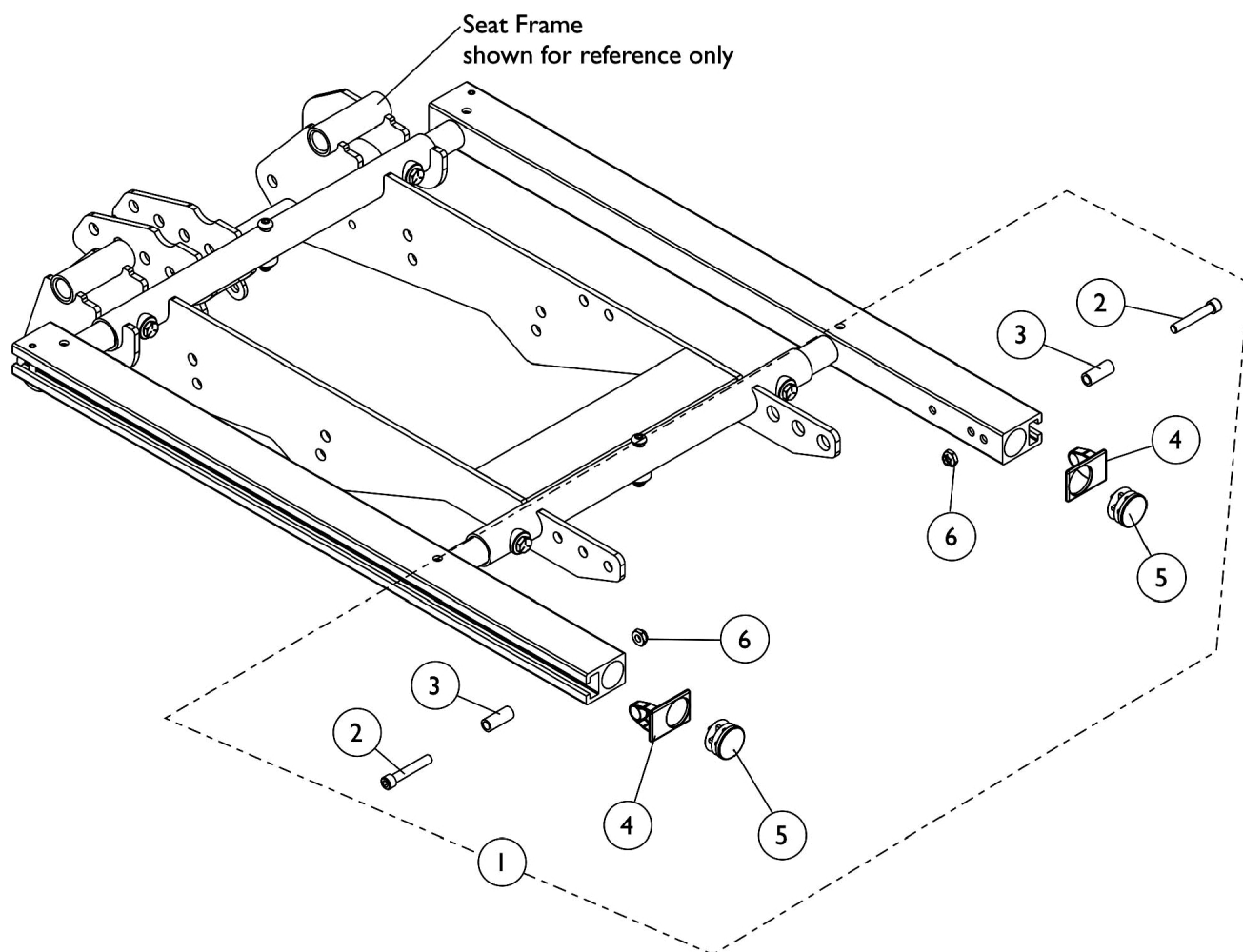
Conventional & Contoura Seating

Item Number	Note	Part Number	Description	Quantity Per	
				Package	Assembly
1		1122602	Front Rigging Hanger Assembly w/ Sector Block, Black - Right	1	1
1		1122603	Front Rigging Hanger Assembly w/ Sector Block, Black - Left	1	1
2	A	1125726	Kit, Front Rigging Hanger Mounting Hardware (Pair)	1	1
3			Screw, Socket Head Cap w/ Patch (1/4-20 x 1-1/2")	1	4
4			NLA - Spacer (1/4 x 3/8 x 3/16")	1	4
5			Cap, End, Side Rail, Black	1	2
6			Block, Threaded	1	2
7	B	1054571	Kit, Sector Block - Right	1	1
7	B	1054572	Kit, Sector Block - Left	1	1
NOTE: A - Includes items 3-6 B - Kit includes sector block, screw and washer					

Power Center Mount Rigging, PCTMT

Non Hanger Hardware

Conventional and Contoura Seating



Power Center Mount Rigging, PCTMT

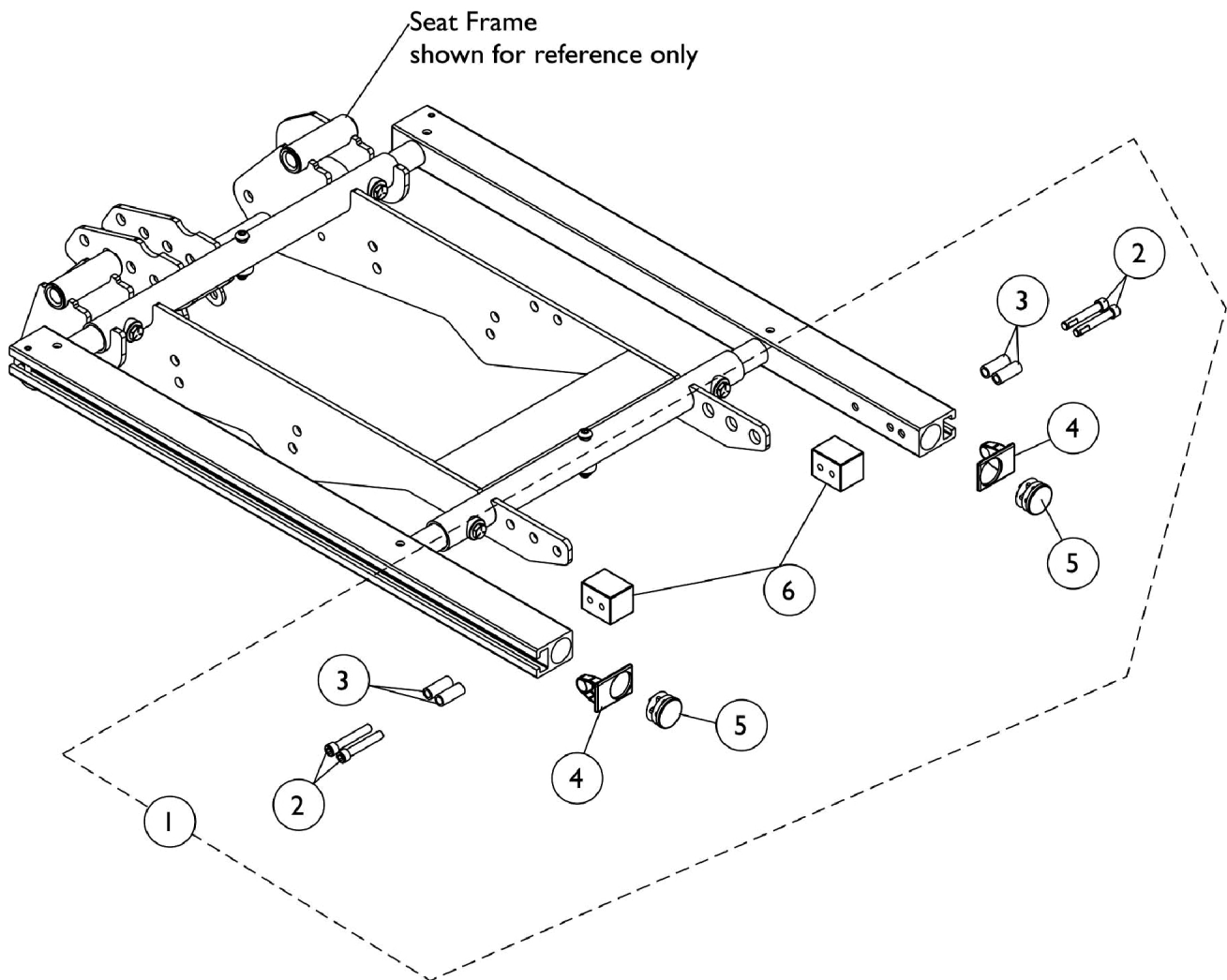
Non Hanger Hardware

Conventional and Contoura Seating

Item Number	Note	Part Number	Description	Quantity Per	
				Package	Assembly
1	A	1125651	Kit, Side Rail Cap Hardware	2	1
2			Screw, Socket Head (1/4-20 x 1-1/2")	1	2
3			Spacer (1/4 x 3/8 x 29/32")	1	2
4			Cap, End, Side Rail, Black	1	2
5			Plug Button, Black (1")	1	2
6			Locknut (1/4-20)	1	2
NOTE: A - Includes items 2-6					

Front Rigging Non Hanger Hardware

When Front Rigging Is Excluded From Chair
Conventional and Contoura Seating



Front Rigging Non Hanger Hardware

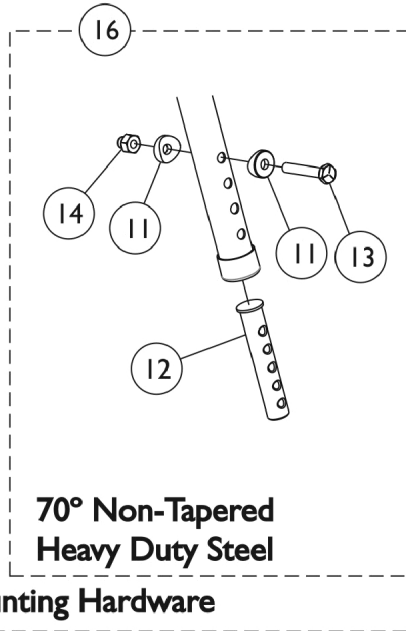
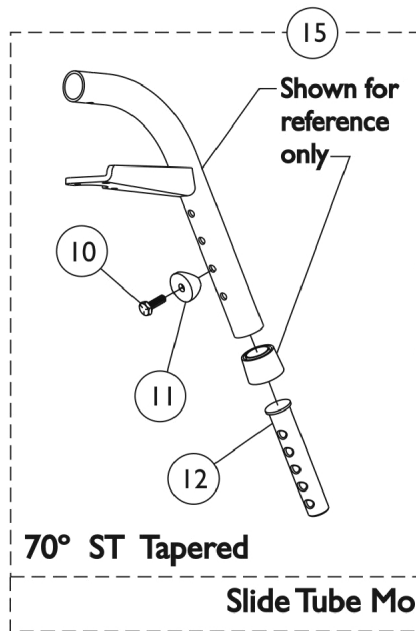
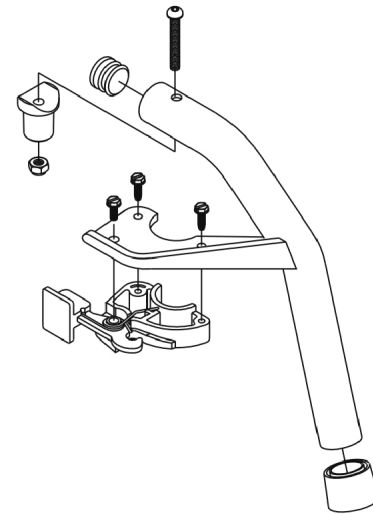
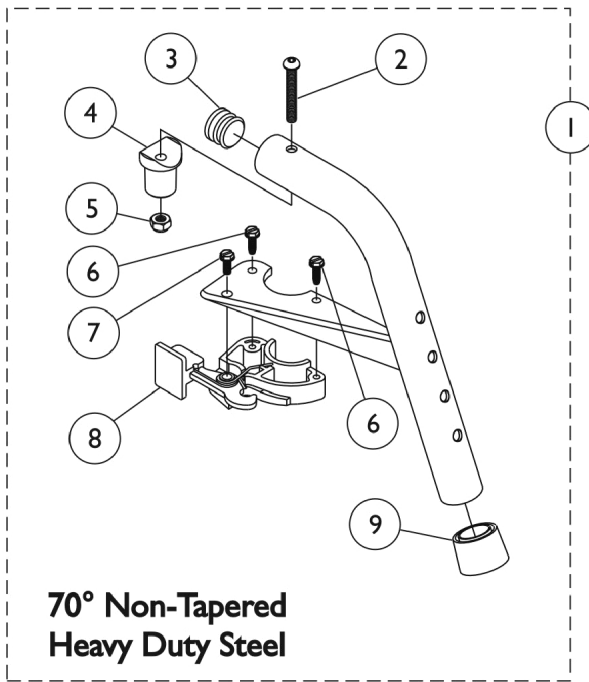
When Front Rigging Is Excluded From Chair

Conventional and Contoura Seating

Item Number	Note	Part Number	Description	Quantity Per	
				Package	Assembly
1	A	1124723	Kit, Side Rail Cap Hardware (Pair)	2	1
2			Screw, Socket Head Cap w/ Patch (1/4-20 x 1-1/2")	1	4
3			Spacer (1/4 x 3/8 x 29/32")	1	4
4			Cap, End, Side Rail, Black	1	2
5			Plug Button, Black (1")	1	2
6			Block, Threaded	1	2
NOTE: A - Includes items 2-6					

Footrest Support Assemblies

Sector Style

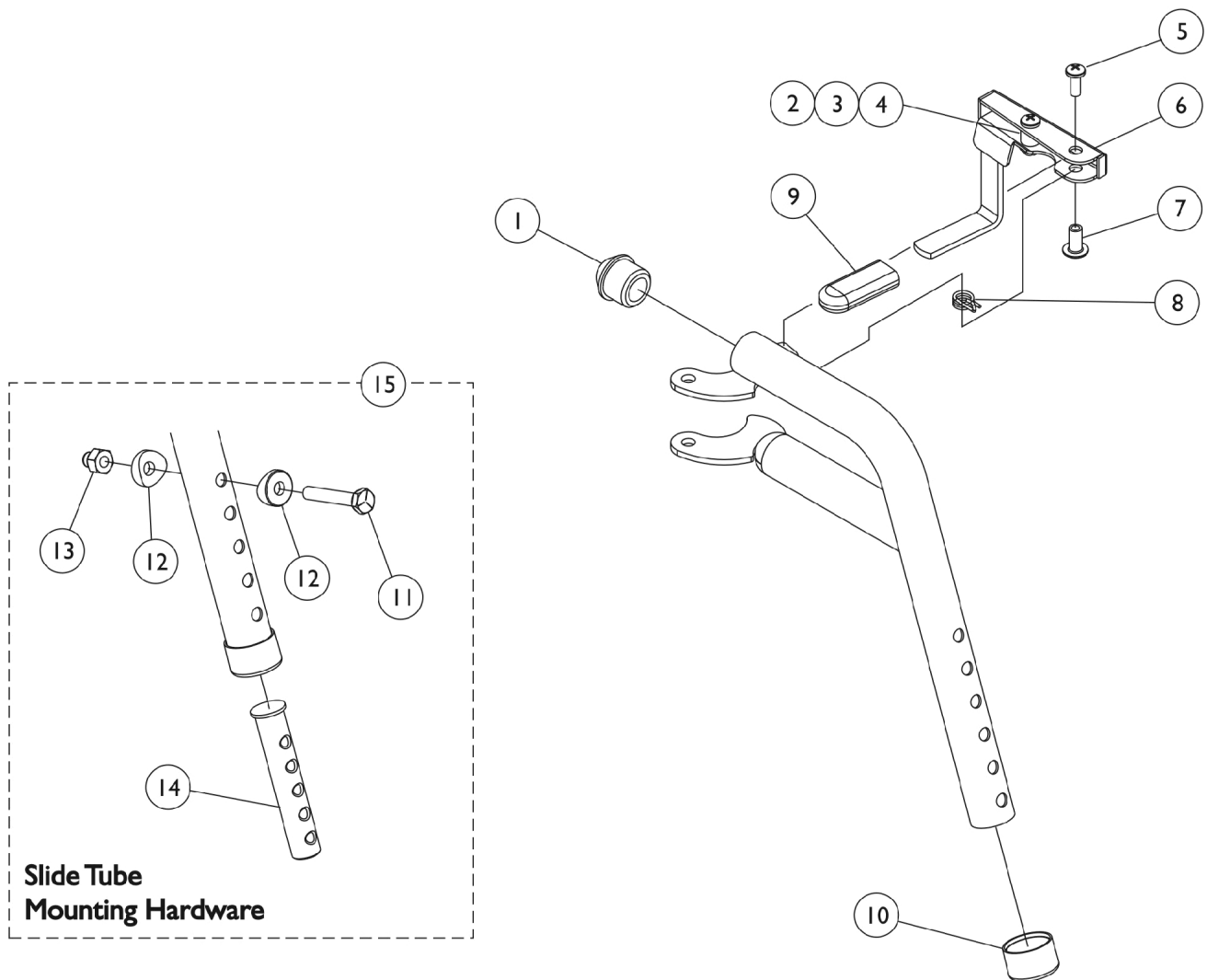


Footrest Support Assemblies Sector Style

Item Number	Note	Part Number	Description	Quantity Per	
				Package	Assembly
1	A,C	8881053149	Footrest Support Assembly, 70 Degree Non-Tapered Heavy Duty, Sector, Color - Right	1	1
1	A,C	8881053148	Footrest Support Assembly, 70 Degree Non-Tapered Heavy Duty, Sector, Color - Left	1	1
1	A,D	8881026996	Footrest Support Assembly, 70 Degree Tapered, Sector, Color - Right	1	1
1	A,D	8881026997	Footrest Support Assembly, 70 Degree, Tapered, Sector, Color - Left	1	1
2		1001762	Screw, Socket Button Head (1/4-20 x 1-3/4")	1	1
3	G	1029501	Plug Button, Black (1")	1	1
3	G	1056328	Plug Button, Black (1")	1	1
4		1017148	Pivot, Footrest	1	1
5		1025736	Locknut (1/4-20)	1	1
6		1025451	Screw, Slotted Hex Washer Head (#10-32 x 5/8")	1	2
7		1017423	Screw, Slotted Hex Washer Head w/ Patch (#10-32 x 1/2")	1	1
8		1025454	Housing, Latch - Right	1	1
8		1025455	Housing, Latch - Left	1	1
9		1026124	Collar, Anti-Rattle	1	1
10		1045267	Screw, Hex Head w/ Patch (1/4-20 x 3/4")	1	1
11	B	1026099	Spacer, Coved (1/4 x 11/16 x 1/2")	1	1
12	F	1020534	Insert, Threaded	1	1
13		1070759	Screw, Hex Head (1/4-20 x 1-1/2")	1	1
14		1044214	Nut, Hex with Nylon Cap (1/4-20)	1	1
15		1026703-NLA	NLA - Kit, Pivot/Slide Tube Mounting Hardware (Pair)	1	1
16		1057846	Kit, Pivot/Slide Tube Mounting Hardware (Pair)	1	1
	E	1026987	Guard, Impact (8" L)	1	1
NOTE: A - Specify frame color when ordering. See page titled "Frame Finishes and Touch-Up Paints." B - Item 16 takes 2 per assembly C - Uses Item Number 3, Plug Button 1029501 D - Uses Item Number 3, Plug Button 1056328 E - Not Shown. For 70 deg. Tapered Footrest. F - As of 8/15/03, the Threaded Insert was revised from 3 to 5 Holes. Threaded Insert is Backward Compatible and does not require ordering in Pairs. G - See item #1 footnote C or D for Front Rigging Plug Button usage.					

PHW93 Hemi Footrest Supports

Color (Pin Style)



PHW93 Hemi Footrest Supports

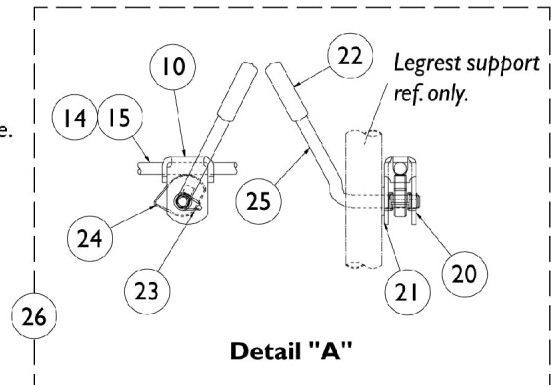
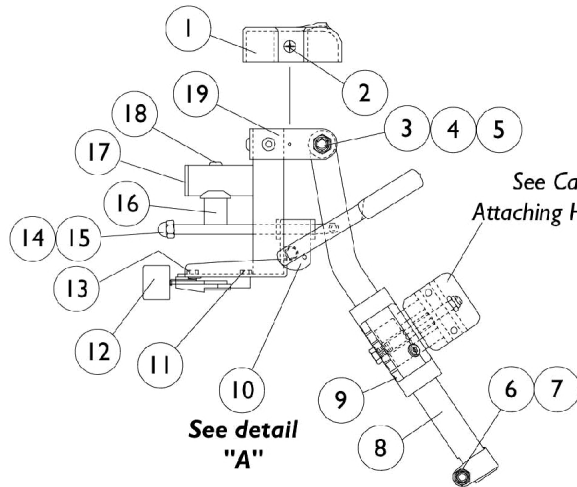
Color (Pin Style)

Item Number	Note	Part Number	Description	Quantity Per	
				Package	Assembly
1		1020719	Anti-Rattle, Black	1	1
2		1025716	Screw, Phillips Pan Head (#10-32 x 11/16")	1	1
3		47565X057	Bushing (7/32 x 3/8 x 11/32")	1	1
4		1025735	Locknut (#10-32)	1	1
5		1026114	Screw, Phillips Pan Head (#10-32 x 1/2")	1	1
6	A	1114749-NLA	NLA - Handle, Release, Black - Right	1	1
6	A	1114750-NLA	NLA - Handle, Release, Black - Left	1	1
7		1028846-NLA	NLA - Rivnut (#10-32)	1	1
8		1028707	Spring, Release - Right	1	1
8		1028708	Spring, Release - Left	1	1
9		1006490-NLA	NLA - Tip, Plastic, Black	1	1
10		15680X012	Collar, Anti-Rattle (7/8")	1	1
11		1070759	Screw, Hex Head (1/4-20 x 1-1/2")	1	1
12		1026099	Spacer, Coved (1/4 x 11/16 x 1/2")	1	2
13		1044214	Nut, Hex with Nylon Cap (1/4-20)	1	1
14	C	1020534	Insert, Threaded	1	1
15		1074143	Kit, Slide Tube Mounting Hardware	1	1
	B	8881126089	Footrest Support Assembly, Hemi, Color - Right	1	1
	B	8881126090	Footrest Support Assembly, Hemi, Color - Left	1	1

NOTE: A - Includes items 2-4
B - Specify frame color when ordering, see page titled "Frame Finishes and Touch-Up Paints".
C - As of 8/15/03, the Threaded Insert was revised from 3 to 5 Holes. Threaded Insert is Backward Compatible and does not require ordering in Pairs.

AT5544 Legrest Supports

Color (Sector Style)
16"-24" Wide Chairs



AT5544 Legrest Supports

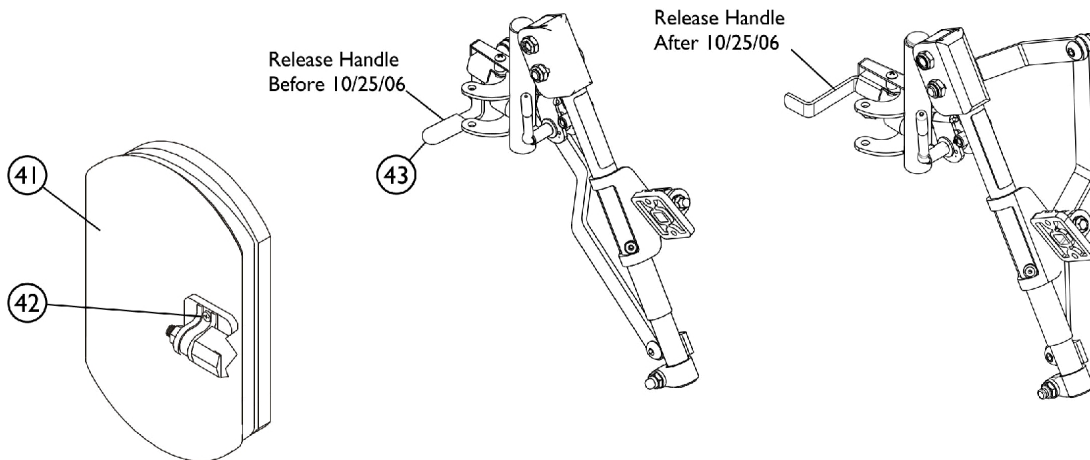
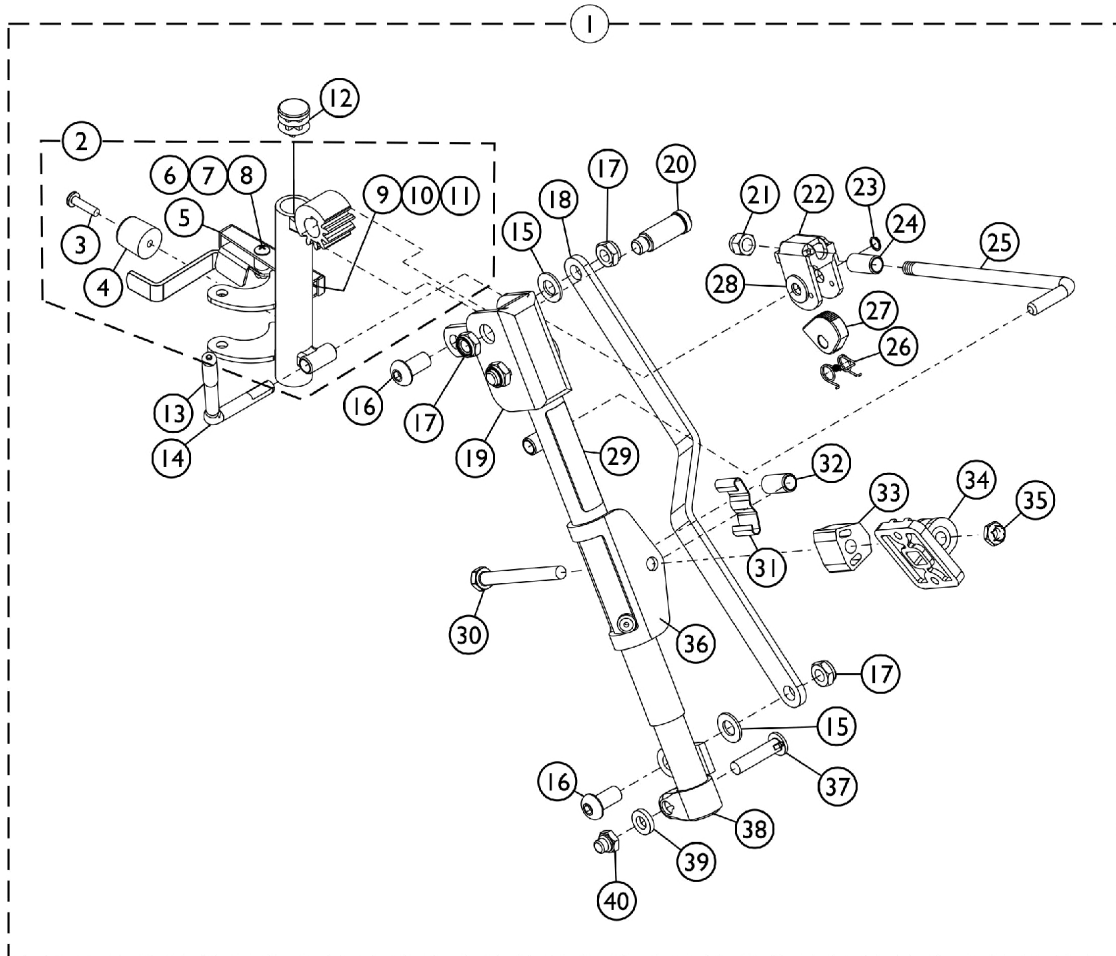
Color (Sector Style)

16"-24" Wide Chairs

Item Number	Note	Part Number	Description	Quantity Per	
				Package	Assembly
1		1017187	Cover, Top	1	1
2		1028529	Screw, Phillips Pan Head (#8-32 x 3/8")	1	2
3		40363X000	Hex Nut (3/8"-16)	1	1
4		1058636-NLA	NLA - Washer, Nylon (25/64 x 7/8 x 1/32")	1	2
5		11919X000-NLA	NLA - Screw, Slotted Truss Head (3/8-16 x 1-1/2")	1	1
6		7930330-NLA	NLA - Locknut (5/16-24)	25	3
7		1026030	Bolt, Lug (5/16-24 x 1-3/8")	1	1
8		1043556-NLA	NLA - Tube, Elevating Adjustable Support, Black - Right	1	1
8		1043557-NLA	NLA - Tube, Elevating Adjustable Support, Black - Left	1	1
8	A	8881048851	Tube, Elevating Adjustable Support, Color - Right	1	1
8	A	8881048852	Tube, Elevating Adjustable Support, Color - Left	1	1
9		1032266	Bracket, Legrest Pad Mounting, Black	1	1
10		04528X002	Bracket, Release, Black	1	1
11		1025451	Screw, Slotted Hex Washer Head (#10-32 x 5/8")	1	2
12		1025454	Housing, Latch - Right	1	1
12		1025455	Housing, Latch - Left	1	1
13		7930314	Package, Screw, Slotted Hex Washer Head (#10-32 x 1/2")	25	1
14		42326X001	Bar, Ratchet	1	1
15		7930336-NLA	NLA - Nut, Acorn (5/16-24)	25	1
16		1017148	Pivot, Footrest	1	1
17		1029501	Plug Button, Black (1")	1	1
18		7930301-NLA	NLA - Package, Button Head Cap Screw (1/4-20 x 1-3/4")	25	1
19	A	8881045289	Bracket, Legrest Support, Color - Right	1	1
19	A	8881045290	Bracket, Legrest Support, Color - Left	1	1
20		1040831	Ring, Snap	1	1
21		7930310-NLA	NLA - Washer, Nylon (5/16 x 11/16 x 1/16")	25	1
22		1040060	Tip, Plastic, Black	1	1
23		1037485	Spring, Release	1	1
24		1037125	Cam, Legrest	1	1
25		1037126	Handle, Release	1	1
26	B	1096974	Kit, Elevating Legrest Ratchet Hardware (Pair)	2	1
	C,D	1096943-NLA	NLA - Instruction Sheet, Ratchet Kit	1	1
	A,C	8881045291	Legrest Support Assembly, Sector, Color - Right	1	1
	A,C	8881045292	Legrest Support Assembly, Sector, Color - Left	1	1
NOTE: A - Specify frame color when ordering. See page titled "Frame Finishes and Touch-Up Paints". B - Includes items 10, 14, 15 and 20-25 C - Not Shown D - Item is no longer available from the Invacare Service Parts Department. Refer to the Invacare Website under "Product Literature Search". Enter the part number in the "Keywords" field and download a free PDF version copy.					

PHAL4A (Hemi) Articulating Legrest Supports Chrome

Due to a change to the Legrest Calf Pad size made on 4/23/12, you must also order the hardware kit (1068649) when ordering replacement Calf Pads.



PHAL4A (Hemi) Articulating Legrest Supports

Chrome

Due to a change to the Legrest Calf Pad size made on 4/23/12, you must also order the hardware kit (1068649) when ordering replacement Calf Pads.

Item Number	Note	Part Number	Description	Quantity Per	
				Package	Assembly
1	B,D,D1	1031437-NLA	NLA - Legrest Support Assembly, Articulating, Hemi, Chrome - Right	1	1
1	B,D,D1	1031438-NLA	NLA - Legrest Support Assembly, Articulating, Hemi, Chrome - Left	1	1
2	D,D1,H	1023092-NLA	NLA - Legrest Support Tube Assembly, Hemi, Chrome - Right	1	1
2	D,D1,H	1023093-NLA	NLA - Legrest Support Tube Assembly, Hemi, Chrome - Left	1	1
3		1030979	Screw, Phillips Pan Head Tap (#10-32 x 3/4")	1	1
4		1022874	Bumper	1	1
5	E	1035539	Handle, Release, Black - Right	1	1
5	E	1035540	Handle, Release, Black - Left	1	1
6		47565X057	Bushing (7/32 x 3/8 x 11/32")	1	1
7		60279X003	Locknut (#10-32)	1	1
8		40163X008	Screw, Phillips Pan Head (#10-32 x 11/16")	1	1
9		1008935	Spring, Release - Right	1	1
9		1008936	Spring, Release - Left	1	1
10		67005X000	Rivnut (#10-32)	1	1
11		40163X002	Screw, Phillips Round Head (#10-32 x 1/2")	1	1
12		1027097	Plug Button, Black (3/4")	1	1
13		1040060	Tip, Plastic, Black	1	1
14		1037126	Handle, Release	1	1
15		1049527	Washer, Nylon (3/8 x 3/4 x 1/16")	1	2
16		1022866-NLA	NLA - Screw, Socket Button Head (3/8-16 x 3/4")	1	2
17		40363X000	Hex Nut (3/8"-16)	1	3
18		1022846-NLA	NLA - Bar, Link, Black	1	1
19		1022877-NLA	NLA - Tube, Support and Drive Link, Chrome - Right	1	1
19		1022878-NLA	NLA - Tube, Support and Drive Link, Chrome - Left	1	1
20		1022854-NLA	NLA - Screw, Shoulder Slotted Head (1/2 x 1-1/8", 3/8-16)	1	1
21		10261X000	Nut, Acorn (5/16-24)	1	1
22		04528X002	Bracket, Release, Black	1	1
23		1040831	Ring, Snap	1	1
24		47328X003	Bushing, Pivot (5/16 x 7/16 x 7/8")	1	1
25		42326X004	Bar, Ratchet - Right/Left	1	1
26		1037485	Spring, Release	1	1
27		1037125	Cam, Legrest	1	1
28		1013519	Washer, Nylon (5/16 x 11/16 x 1/16")	1	1
29		1024911-NLA	NLA - Decal, Smartleg	1	1
30		1014807	Screw, Hex Head (5/16-24 x 3-1/4")	1	1
31		48823X008	Spring, Leaf	1	1
32		47328X003	Bushing, Pivot (5/16 x 7/16 x 7/8")	1	1

PHAL4A (Hemi) Articulating Legrest Supports

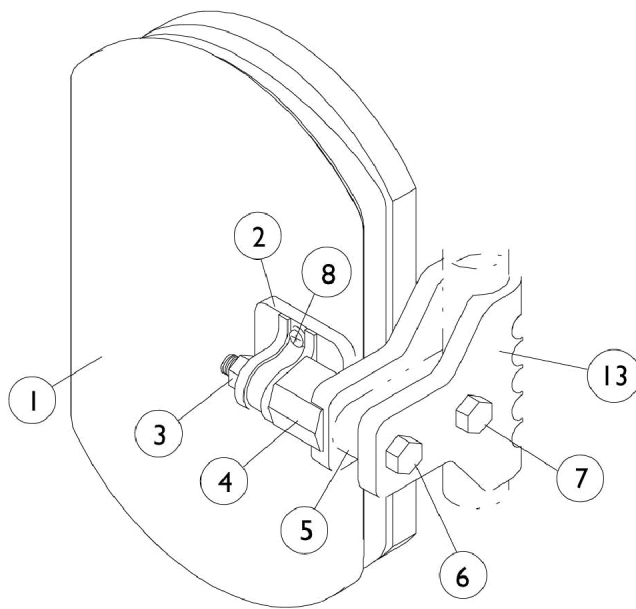
Chrome

Due to a change to the Legrest Calf Pad size made on 4/23/12, you must also order the hardware kit (1068649) when ordering replacement Calf Pads.

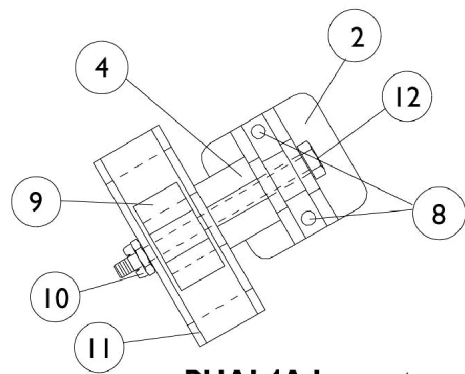
Item Number	Note	Part Number	Description	Quantity Per	
				Package	Assembly
33		1025133	Spacer, Legrest Pad, Black	1	1
34		04526X019	Plate, Legrest Pad	1	1
35		60264X001	Locknut (5/16-24)	1	1
36		1025104	Bracket, Legrest, Chrome	1	1
37		11232X009	Bolt, Lug (5/16-24 x 1-3/8")	1	1
38		1022848	Tube, Slide, Articulating, Chrome - Right	1	1
38		1022849	Tube, Slide, Articulating, Chrome - Left	1	1
39		1027377	Washer (#20)	1	1
40		1107321	Nut, Low Cap (5/16"-24)	1	1
41	A,C,G	8881091764	Pad, Legrest, Vinyl - Right/Left	1	1
42	F	1068649	Hardware, Legrest Pad	1	1
			Screw, Phillips Pan Head (#10-32 x 11/16")	1	2
			Screw, Phillips Pan Head (#10-32 x 1")	1	2
			Instruction Sheet, Legrest Pad Mtg.	1	1
43		1006490-NLA	NLA - Tip, Plastic, Black	1	1
NOTE: A - Specify upholstery color U67 black when ordering. B - Includes items 3-40. C - For 16" and wider seats. D - Release Handle revised 10/25/06. When a complete Legrest Assembly item #1 or a Legrest Support Tube Assembly item #2 is ordered for chairs manufactured before 10/25/06, order the opposite side "Release Handle" item #5 to match. D1 - Both Release Handles pictured to identify the difference. Release Handle after 10/24/06 does not require a rubber tip E - Release Handle revised 10/25/06. For chairs manufactured before 10/25/06, order in pairs to match. F - Includes Screws and Instruction Sheet. G - Due to a change to the Legrest Calf Pad size made on 4/23/12, you must also order the hardware kit (1068649) when ordering replacement Calf Pads. H - Includes the Legrest Support Tube and items 3-11.					

Front Riggings - Calf Pads w/ Attaching Hardware

NOTE: For replacement calf pads for Power Articulating Legrest, see Power Articulating Legrest page.
Due to a change to the Legrest Calf Pad size made on 4/23/12, you must also order the hardware kit (1066591) when ordering replacement Calf Pads.



AT5544 Legrest.



PHAL4A Legrest

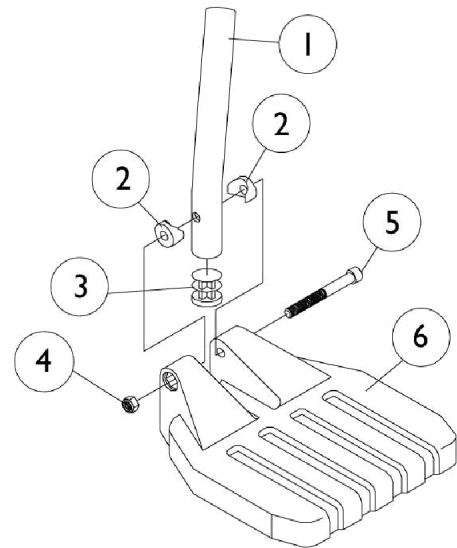
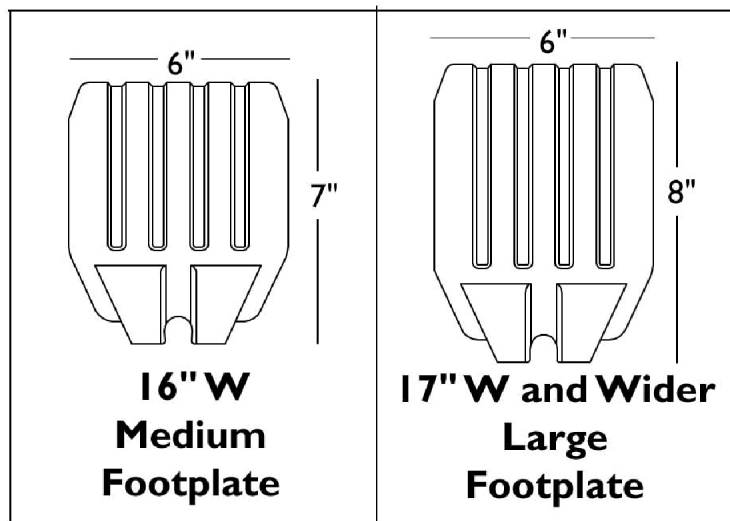
Front Riggings - Calf Pads w/ Attaching Hardware

NOTE: For replacement calf pads for Power Articulating Legrest, see Power Articulating Legrest page.
Due to a change to the Legrest Calf Pad size made on 4/23/12, you must also order the hardware kit (1066591) when ordering replacement Calf Pads.

Item Number	Note	Part Number	Description	Quantity Per	
				Package	Assembly
1	A,C	8881091759	Pad w/ Cover and Screws, Legrest Vinyl (Pair)	2	1
1	A,C	8881091764	Pad, Legrest, Vinyl - Right/Left	1	1
2		04526X019	Plate, Legrest Pad	1	1
3		7930330-NLA	NLA - Locknut (5/16-24)	25	1
4		1025133	Spacer, Legrest Pad, Black	1	1
5		1032267	Spacer, Legrest Pad Mounting, Black	1	1
6		1037110	Screw, Hex Head (5/16-24 x 3-1/2")	1	1
7		1028514	Screw, Hex Head (5/16-24 x 1-1/2")	1	1
8	B	1066591	Hardware, Legrest Pad	1	1
			Screw, Phillips Pan Head (#10-32 x 11/16")	1	2
			Screw, Phillips Pan Head (#10-32 x 1")	1	2
			Instruction Sheet, Legrest Pad Mtg.	1	1
9		48823X008	Spring, Leaf	1	1
10		7930363-NLA	NLA - Package, Locknut (5/16"-24)	25	2
11		1025104	Bracket, Legrest, Chrome	1	1
12		1014807	Screw, Hex Head (5/16-24 x 3-1/4")	1	1
13		1032266	Bracket, Legrest Pad Mounting, Black	1	1
NOTE: A - Specify upholstery color. See page titled "Frame Finishes, Touch-Up Paints and Upholstery Options". B - Includes Screws and Instruction Sheet. C - Due to a change to the Legrest Calf Pad size made on 4/23/12, you must also order the hardware kit (1066591) when ordering replacement Calf Pads.					

Front Riggings - Pivot/Slide Tube w/ Footplates - Composite - 1651

NOTE: Heel Loops are not included. See Footrest and Legrest Accessories.
NOTE: For complete pivot/slide tube and footplate assemblies, see Front Riggings Reference Charts



Front Riggings - Pivot/Slide Tube w/ Footplates - Composite - 1651

NOTE: Heel Loops are not included. See Footrest and Legrest Accessories.

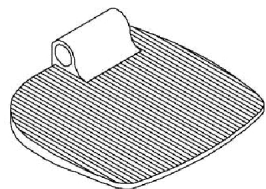
NOTE: For complete pivot/slide tube and footplate assemblies, see Front Riggings Reference Charts

Item Number	Note	Part Number	Description	Quantity Per	
				Package	Assembly
1		1057852	Tube, Pivot/Slide, Curved End, Steel, Black (9-7/8")	1	1
1		1057854	Tube, Pivot/Slide, Curved End, 2" Longer, Steel, Black	1	1
1		1058418	Tube, Pivot/Slide, Curved End, 4" Longer, Steel, Black	1	1
2		1025457	Spacer, Coved (1/4 x 3/4 x 11/32")	1	2
3		1027097	Plug Button, Black (3/4")	1	1
4		7930323-NLA	NLA - Package, Locknut (1/4-20)	25	1
5		7930366	Package, Socket Head Screw (1/4-20 x 2-1/4")	25	1
6	A	1026880	Footplate, Composite, Medium, Black (7" W x 6" L)	1	1
6	B	1026881	Footplate, Composite, Large, Black (8" W x 6" L)	1	1
6	C	1026879	Footplate, Composite, Small, Black (6" W x 6" L)	1	1
6	D	1026880	Footplate, Composite, Medium, Black (7" W x 6" L)	1	1
6	E	1026881	Footplate, Composite, Large, Black (8" W x 6" L)	1	1
NOTE: A - 16" Wide B - 17" and Wider C - 16"-17" Wide Tapered D - 18"-19" Wide Tapered E - 20" and Wider Tapered					

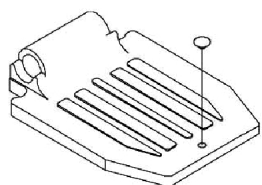
Pivot/ Slide Tube w/ Footplate Assembly - Aluminum - 1650, 1350

NOTE: Heel Loops are not included. See Footrest and Legrest Accessories

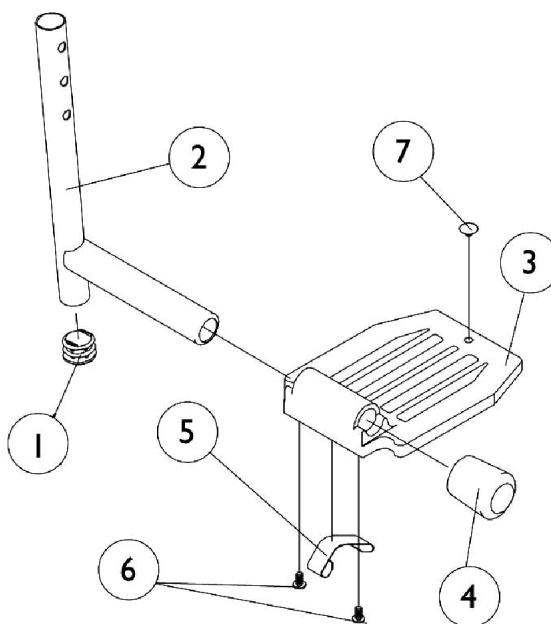
NOTE: For complete pivot/slide tube and footplate assemblies, see Front Riggings Reference Charts.



**1350
Extra Large**



**16"-24" Wide
1650 Standard Alum.**



Pivot/ Slide Tube w/ Footplate Assembly - Aluminum - 1650, 1350

NOTE: Heel Loops are not included. See Footrest and Legrest Accessories

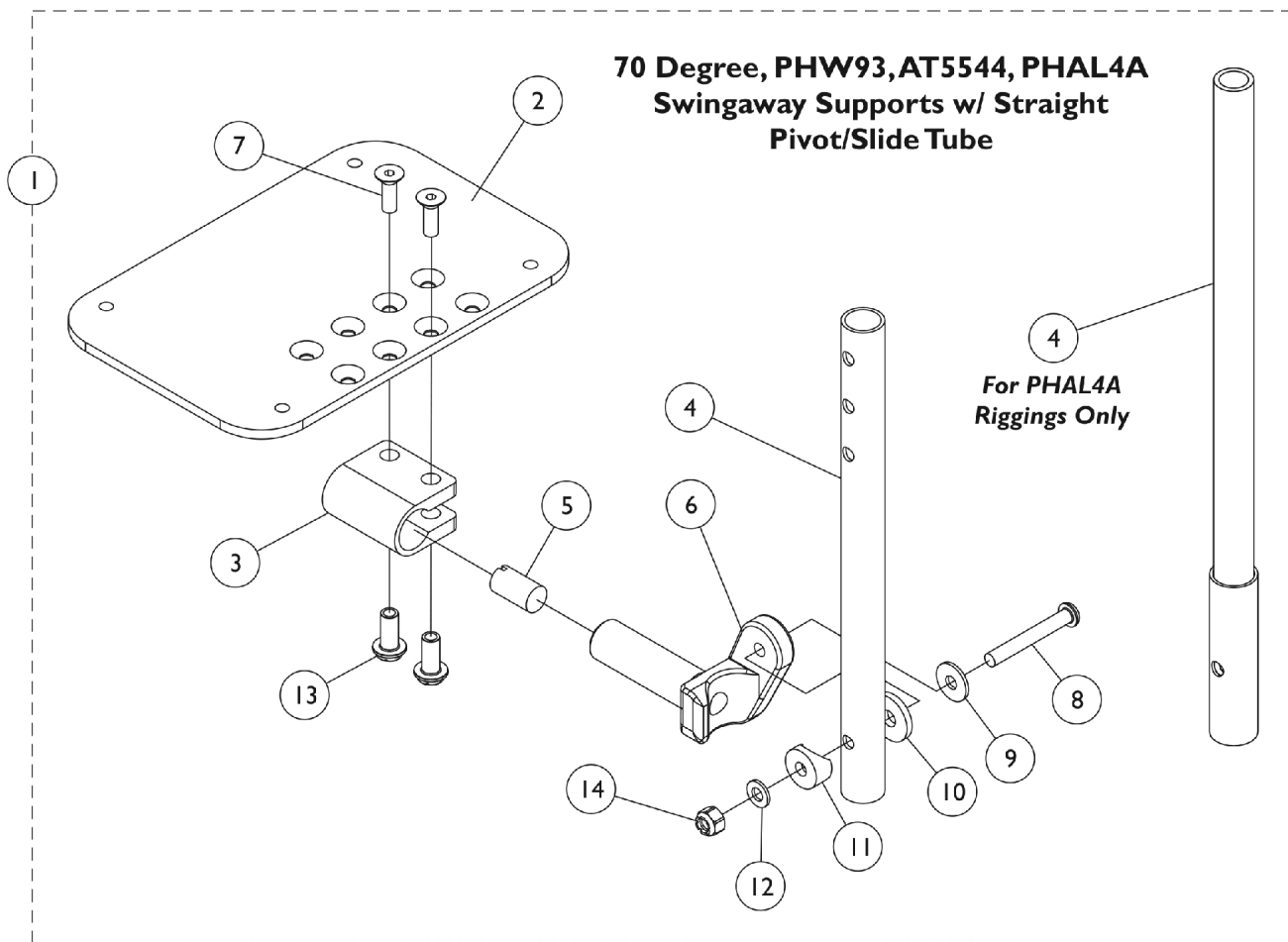
NOTE: For complete pivot/slide tube and footplate assemblies, see Front Riggings Reference Charts.

Item Number	Note	Part Number	Description	Quantity Per	
				Package	Assembly
1		1027097	Plug Button, Black (3/4")	1	1
2	A	1048834	Pivot/Slide Tube w/ Plug Button, Black	1	1
2	A	1098906	Pivot/Slide Tube w/ Plug Button, Black (2" Longer)	1	1
2	A	1086482	Pivot/Slide Tube w/ Plug Button, Black (4" Longer)	1	1
2	B	1041526	Pivot/Slide Tube w/ Plug Button Assembly, Chrome	1	1
2	C	1041526	Pivot/Slide Tube w/ Plug Button Assembly, Chrome	1	1
3		44200X027	Footplate, Aluminum, Medium, Black (7-3/4" W x 6" L)	1	1
3		44200X025	Footplate, Aluminum, Extra Large, Black - Right (8" W x 8-1/2" L)	1	1
3		44200X026	Footplate, Aluminum, Extra Large, Black - Left (8" W x 8-1/2" L)	1	1
4	D	1016346	Cap, End, Tube, Black (7/8")	1	1
4	E	1027095	Plug Button, Black (7/8")	1	1
5	D	1006981	Spring, Tension	1	2
5	E,F	1036123	Spring, Leaf	1	1
6		7930354-NLA	NLA - Package, Phillips Head Screw (#8-32 x 3/8")	25	2
7		1070168	Plug, Push, Footplate	1	1
NOTE: A - Extra Large footplate for AT5544, 70, PHW93, B - Extra Large footplate for PHAL4A C - Standard Aluminum footplate for PHAL4 D - For Standard Aluminum footplate E - For Extra Large footplate F - Use one or more leaf springs per assembly as required such that footplate may be moved by hand to the up-right position and remain in place.					

Adjustable Angle Footplate Assemblies - AT5543

70 Deg., 70 Deg. MFX, PHW93,
90 Deg., AT5544, PHAL4A
Swingaway Supports

NOTE: Heel loops are not included. See Footrest and Legrest Accessories.



Adjustable Angle Footplate Assemblies - AT5543

70 Deg., 70 Deg. MFX, PHW93,

90 Deg., AT5544, PHAL4A

Swingaway Supports

NOTE: Heel loops are not included. See Footrest and Legrest Accessories.

Adjustable Angle Footplate Assemblies - AT5543

70 Deg., 70 Deg. MFX, PHW93, 90 Deg., AT5544, PHAL4A Swingaway Supports

NOTE: Heel loops are not included. See Footrest and Legrest Accessories.

Item Number	Note	Part Number	Description	Quantity Per	
				Package	Assembly
1	B	See Chart	Pivot/Slide Tube w/ Footplate Assemblies	1	1
2	C	1113574	Footplate, Adjustable Angle, Extra Large, Black (6-1/4" W x 8" L)	1	1
3		1058517	Clamp, Footplate	1	1
4		1057855	Tube, Pivot and Slide, Straight, Steel, Black (9-7/8" L)	1	1
4		1057856	Tube, Pivot/Slide, Straight, Steel, Black (11-7/8" L)	1	1
4		1121135	Tube, Pivot/Slide, Straight, Steel, Black (13-7/8" L)	1	1
4	A	1091745-NLA	NLA - Tube, Pivot/Slide, Straight, Steel, Chrome (13-7/8" L)	1	1
5		1048816	Screw, Nylon Adjustment (1/2-13 x 7/8")	1	1
6		1052102	Hinge, Footplate - Right	1	1
6		1052103	Hinge, Footplate - Left	1	1
7		1029545	Screw, Socket Flat Head (1/4-20 x 3/4")	1	2
8		7930321-NLA	NLA Package, Screw, Socket Button Head (1/4-20 x 1-7/8")	25	1
9		1026900	Washer (1/4 x 23/32 x 1/16")	1	1
10		7930313	Package, Washer, Nylon (5/16 x 7/8 x 1/8")	25	1
11		1025457	Spacer, Coved (1/4 x 3/4 x 11/32")	1	1
12		1026907	Washer (1/4 x 1/2 x 1/16")	1	1
13		1082686	Nut, Barrel, Hex Head (1/4-20 x 11/16")	1	2
14		7930333	Locknut (1/4-20)	25	1

NOTE: A - For PHAL4A only
 B - Includes Items 2 thru 14.
 C - This footplate was revised 9/2/2008 with rounder corners and accessory holes changed from 8 to 4. Recommended to replace footplate in pairs to match sides.

#1 Pivot/ Slide Tube w/ Footplate Assemblies

Rigging Type	70, PHW93, AT5544 (9-7/8" Tube)	70, PHW93, AT5544 (11-7/8" Tube)	70, PHW93, AT5544 (13-7/8" Tube)	PHAL4A (13-7/8" Tube)
16" and Wider - Right (6-1/4" Footplate)	1062756	1062760	1121140	1091777-NLA
16" and Wider - Left (6-1/4" Footplate)	1062757	1062761	1121141	1091778-NLA

Front Riggings - Footrest and Legrest Accessories

NOTE: Heel loops for Power Articulating Legrest located on Power Articulating Legrest page.

Heel Loops and Toe Loops and Attaching Hardware (All Models)

Item Number	Note	Part Number	Description	Quantity Per	
				Package	Assembly
	A	1032243	Strap, Calf w/ Hook and Loop (36" L)	1	1
	A,C	1032215	H-Strap (26" L)	1	1
	A,D	1032216	H-Strap (31" L)	1	1
	A,E	1026987	Guard, Impact (8" L)	1	2
	A	See Chart	Heel Loops and Hardware (Not Including AT5543)	1	1
	A	See Chart	Attaching Hardware Part Numbers (Not Including AT5543)	1	1
	A	See Chart	AT5543 Heel Loops, Heel Loops w/ Ankle Straps and Hardware	1	1
	A	See Chart	Toe Loops and Hardware	1	1

NOTE: A - Not Shown
C - For 16-18" wide seats
D - For 19" and wider seats
E - For 70 deg. Tapered Footrest.

Heel Loops and Hardware (Not Including AT5543)

Footplate Type	Chair Width	Heel Loop Single #	Heel Loop Pair #	Heel Loop w/ Ankle Strap Single # Rt.	Heel Loop w/ Ankle Strap Single # Lt.	Heel Loop w/ Ankle Strap Pair #	Attaching Hardware Pair #
Composite Small (1651)	16-17" W Tapered	1028412-NLA	1035912-NLA	1035908-NLA	1035909-NLA	1035906	1035931-NLA
Composite Medium (1651)	16" W or 18-19" W Tapered	1017621	1035917-NLA	1035919	1035920	1035918	1035931-NLA
Composite Large (1651)	17-24" W or 20-24" W Tapered	1017621	1035917-NLA	1035932-NLA	1035933-NLA	1035930	1035931-NLA
Standard Aluminum (1650)	16-24" W	1017621	1035917-NLA	1035919	1035920	1035918	1035907
X-Large Aluminum (1350)	16-24" W	1017621	1035917-NLA	1035919	1035920	1035918	1055241

Attaching Hardware Part Numbers (Not Including AT5543)

Footplate Type	Part Number	Part Number Consists of
----------------	-------------	-------------------------

Front Riggings - Footrest and Legrest Accessories

NOTE: Heel loops for Power Articulating Legrest located on Power Articulating Legrest page.

Attaching Hardware Part Numbers (Not Including AT5543)

Footplate Type	Part Number	Part Number Consists of
Composite (1651)	1035931-NLA	(2) Screw, Phillips Pan Head (1/4-20 x 2-1/4") (2) Spacer (1/4 x 11/32 x 1-3/4") (2) Hex Nut w/ Nylon Cap (1/4-20) (2) Flat Washer (1/4 x 5/8 x 1/16")
Standard Aluminum (1650)	1035907	(2) Screw, Phillips Pan Head (1/4-20 x 2-1/2") (2) Spacer (2) Locknut (1/4-20)
X-Large Aluminum (1350)	1055241	(2) Screw, Phillips Pan Head (1/4-20 x 2-1/4") (2) Spacer (2) Locknut (1/4-20)

Front Riggings - Footrest and Legrest Accessories

NOTE: Heel loops for Power Articulating Legrest located on Power Articulating Legrest page.

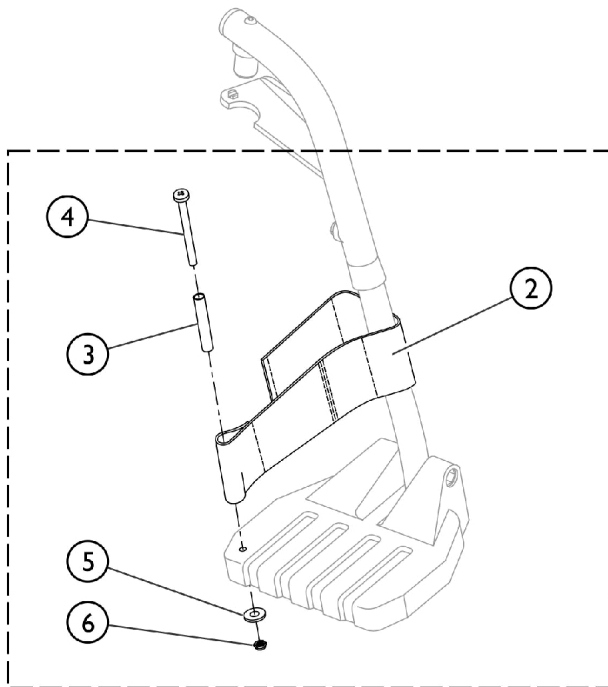
AT5543 Heel Loops, Heel Loops w/ Ankle Straps and Hardware

Footplate Type	Part Number	Part Number Consists of
AT5543 Adj. Angle	1160723 Kit, Heel Loop w/ Hardware, Adjustable Angle Footplate (Pair)	(2) Heel Loops (4) Screw, Phillips Pan Head (1/4-20 x 2-1/4") (4) Spacer (4) Locknut (1/4-20)
AT5543 Adj. Angle	1160724 Kit, Heel Loop w/ Ankle Strap and Hardware, Adjustable Angle Footplate (Pair)	(2) Heel Loops w/ Ankle Straps (4) Screw, Phillips Pan Head (1/4-20 x 2-1/4") (4) Spacer (4) Locknut (1/4-20)
Attaching Hardware Only	1035931-NLA NLA - Kit, Heel Loop Attaching Hardware (Pair)	(2) Screw, Phillips Pan Head (1/4-20 x 2-1/4") (2) Spacer (1/4 x 11/32 x 1-3/4") (2) Hex Nut w/ Nylon Cap (1/4-20) (2) Flat Washer (1/4 x 5/8 x 1/16")

Toe Loops (1345) and Attaching Hardware

Footplate Type	Toe Loop w/o Hardware Single #	Toe Loop w/o Hardware Pair #	Attaching Hardware Part Number	Attaching Hardware Consists of
1651, 1650, 1350, Footplates	04572X025	1037087	1037089	(4) Screw, Phillips Pan Head (10-32 x 7/8") (4) Washer (1/4 x 3/4 x 3/32") (4) Locknut (10-32)
AT5543 Footplates	04572X025	1037087	1104749	(4) Screw, Phillips Pan Head (10-32 x 7/8") (4) Washer (1/4 x 3/4 x 3/32") (4) Locknut (10-32)

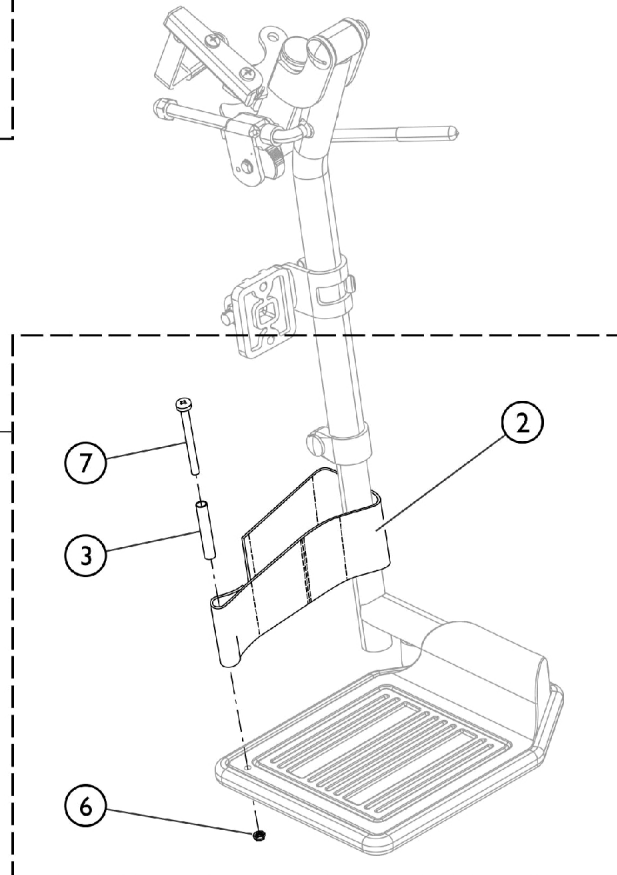
Front Riggings - Adjustable Heel Loops



1 Heel Loop and Hardware for All Footplate Options (Except Deluxe 1450)

Heel Loop and Hardware for Deluxe (1450) Footplates

11



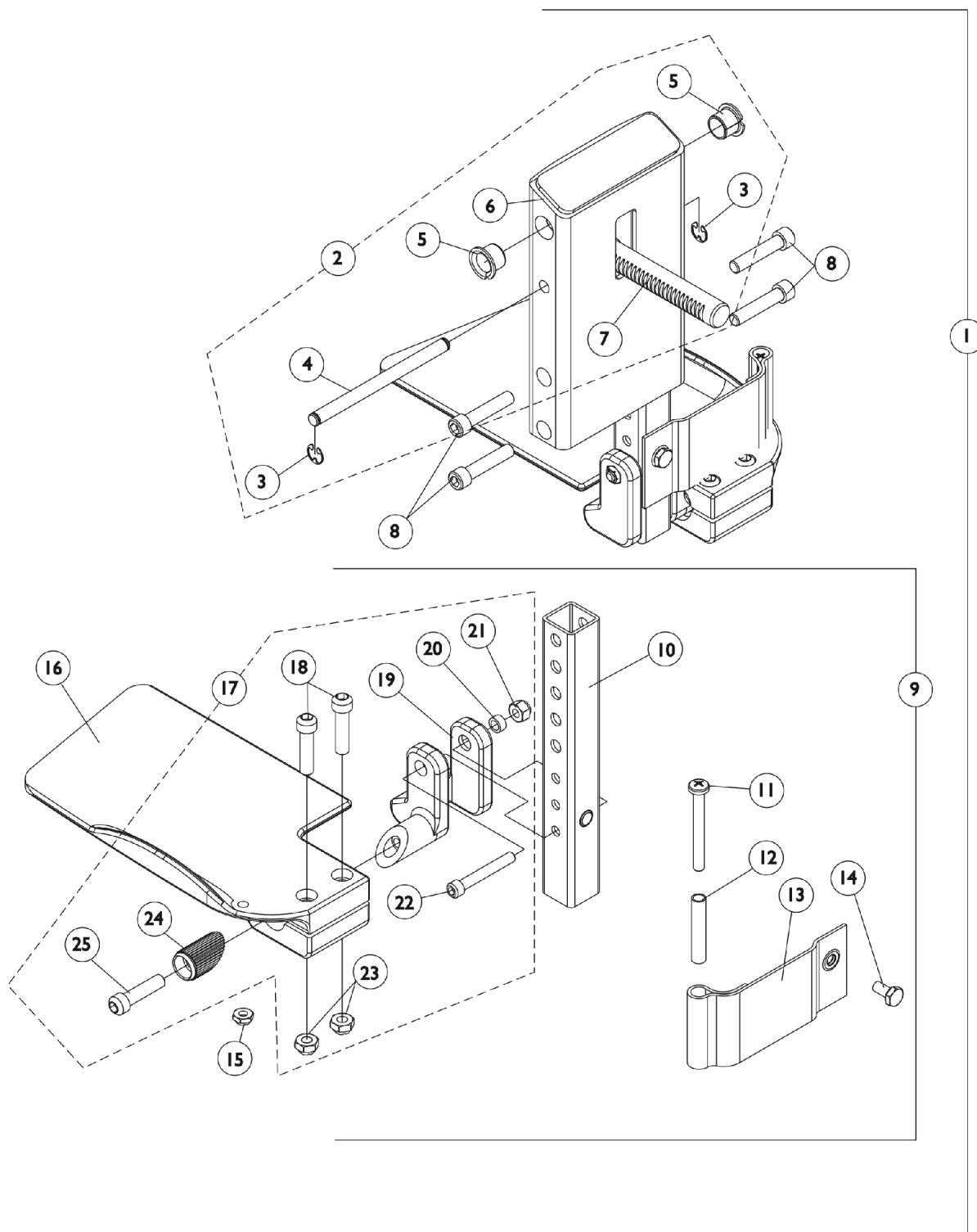
SCM_058A

Front Riggings - Adjustable Heel Loops

Item Number	Note	Part Number	Description	Quantity Per	
				Package	Assembly
1	A	1191117	Kit, Heel Loop, Adjustable w/ Hardware (Pair)	1	1
2			Heel Loop	1	2
3			NLA - Spacer (1/4 x 11/32 x 1-3/4")	1	2
4			NLA - Screw, Phillips Pan Head (1/4-20 x 2-1/4")	1	2
5			Washer, Flat (1/4 x 5/8 x 1/16")	1	2
6			Nut, Hex, Nylon Cap (1/4-20)	1	2
			Instruction Sheet, Adjustable Heel Loop	1	1
11	B	1191116	Kit, Heel Loop, Adjustable w/ Hardware, Deluxe 1450 (Pair)	1	1
2			Heel Loop	1	2
3			NLA - Spacer (1/4 x 11/32 x 1-3/4")	1	2
6			Nut, Hex, Nylon Cap (1/4-20)	1	2
7			NLA - Screw, Phillips Pan Head (1/4-20 x 2-1/2")	1	2
			Instruction Sheet, Adjustable Heel Loop	1	1

NOTE: A - Kit includes items 2 - 6. Used with All Footplates except Deluxe (1450).
 B - Kit includes items 2, 3, 6, and item 7. Used with Deluxe (1450) Footplates only.

Front Riggings - Center Mount Rigging - CTMTJ/CTMT-FJ **(Before 12/10/08)** **(CTMTJ/CTMT-FJ = 9-1/4" - 12" Range)**



Front Riggings - Center Mount Rigging - CTMTJ/CTMT-FJ

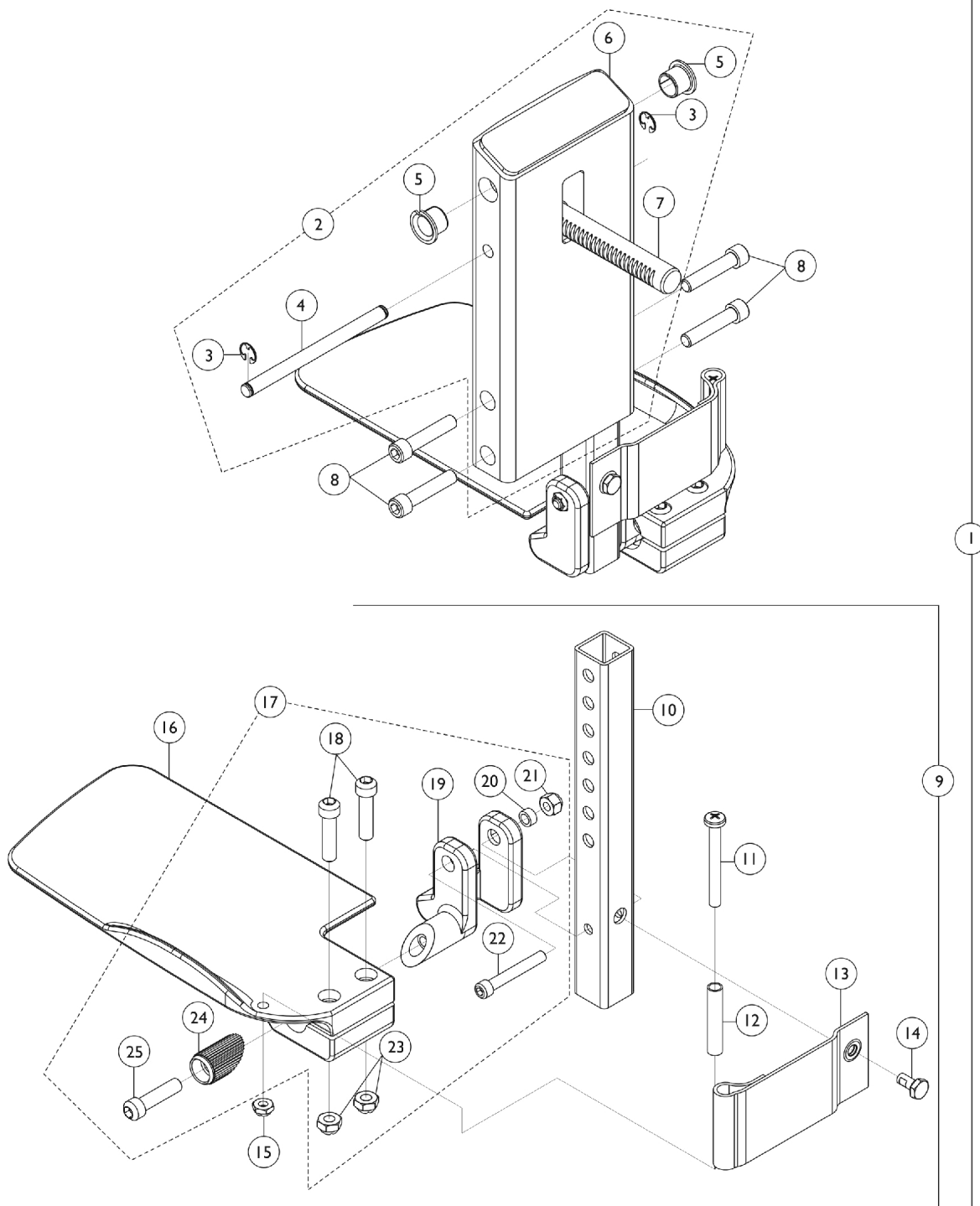
(Before 12/10/08)

(CTMTJ/CTMT-FJ = 9-1/4" - 12" Range)

Item Number	Note	Part Number	Description	Quantity Per	
				Package	Assembly
1	A	See Note	See Footnote	1	1
2	B	1123021-NLA	NLA - Legrest Support Assembly, Center Mount, Junior, Black	1	1
3		1113376-NLA	NLA - Ring, Retainer (1/4 x 1/2 x 1/64")	1	2
4		1113373-NLA	NLA - Pin, Angle, Adjustable, ASBA	1	1
5		1110669	Bearing, Flange (1/2 x 13/16 x 1/2")	1	2
6		1121984-NLA	NLA - Support, Junior Legrest (CTMTJ/CTMT-FJ)	1	1
7		1113372	Rack, Center Mount Rigging Angle Adjustable	1	1
8		1021344	Screw, Socket Head (5/16-18 x 1-1/2")	1	4
9	C	1123042-NLA	NLA - Extension Tube and Footplate Assembly w/ Heel Loop, Junior - Right	1	1
9	C	1123043-NLA	NLA - Extension Tube and Footplate Assembly w/ Heel Loop, Junior - Left	1	1
10		1123044	Tube, Footrest Extension, Short (CTMTJ/CTMT-FJ = 9-1/4 - 12") (CTMT/CTMT-F = 12-1/4 - 15") (PCTMT = 10 - 13")	1	1
11		1021421-NLA	NLA - Screw, Phillips Pan Head (1/4-20 x 2-1/4")	1	2
12		1006477-NLA	NLA - Spacer (1/4 x 11/32 x 1-3/4")	1	2
13		1121996-NLA	NLA - Heel Loop, Center Mount Rigging	1	2
14		1078214	Screw, Hex Head w/ Patch (1/4-20 x 1/2")	1	2
15		1025195	Locknut (1/4-20)	1	2
16	E	1121988-NLA	NLA - Footplate, CTMTJ/CTMT-FJ - Right (5-1/4" W x 8-13/16" L)	1	1
16	E	1121989-NLA	NLA - Footplate, CTMTJ/CTMT-FJ - Left (5-1/4" W x 8-13/16" L)	1	1
17	D	1120345-NLA	NLA - Center Mount Rigging Footplate Mounting Hardware - Right	1	1
17	D	1121123-NLA	NLA - Center Mount Rigging Footplate Mounting Hardware - Left	1	1
18		1021343	Screw, Socket Head (5/16-18 x 1-1/4")	1	2
19		1113384-NLA	NLA - Hinge, Adjustable Angle - Right	1	1
19		1113385-NLA	NLA - Hinge, Adjustable Angle - Left	1	1
20		1047449-NLA	NLA - Spacer (1/4 x 3/8 x 3/16")	1	1
21		1065362	Locknut (1/4-28)	1	1
22		1096810	Screw, Socket Head (1/4-28 x 1-3/4")	1	1
23		1108122-NLA	NLA - Locknut (5/16-18)	1	2
24		1113530	Attachment, Hinge	1	1
25		1021343	Screw, Socket Head (5/16-18 x 1-1/4")	1	1
NOTE: A - As of 12/10/08, item 1 is no longer available. Individual parts may be ordered separately. B - Includes items 3-7 C - Includes items 10-16 & 17 D - Includes items 18-25 E - Item #16 - Footplate design revised 2/28/07 to accommodate items 18 & 23. Replace footplates in pairs and order new footplate hardware for chairs mfg. before 2/28/07.					

Front Rigging - Center Mount Rigging - CTMT/CTMT-F/CTMT-L/CTMT-F (Before 12/10/08)

(CTMT/CTMT-F = 12-1/4" - 15" Range) & (CTMT-L/CTMT-FL = 16" - 18-3/4" Range)



**Front Rigging - Center Mount Rigging -
CTMT/CTMT-F/CTMT-L/CTMT-F
(Before 12/10/08)**

**(CTMT/CTMT-F = 12-1/4" - 15" Range) & (CTMT-L/CTMT-FL = 16" - 18-3/4"
Range)**

Front Rigging - Center Mount Rigging - CTMT/CTMT-F/CTMT-L/CTMT-F (Before 12/10/08)

(CTMT/CTMT-F = 12-1/4" - 15" Range) & (CTMT-L/CTMT-FL = 16" - 18-3/4" Range)

Item Number	Note	Part Number	Description	Quantity Per	
				Package	Assembly
1	A	See Note	See Footnote	1	1
2	B	1120346-NLA	NLA - Legrest Support Assembly, Center Mount, Black	1	1
3		1113376-NLA	NLA - Ring, Retainer (1/4 x 1/2 x 1/64")	1	2
4		1113373-NLA	NLA - Pin, Angle, Adjustable, ASBA	1	1
5		1110669	Bearing, Flange (1/2 x 13/16 x 1/2")	1	2
6	F	1113609-NLA	NLA - Support, Center Mount Rigging Legrest, Black	1	1
7		1113372	Rack, Center Mount Rigging Angle Adjustable	1	1
8		1021344	Screw, Socket Head (5/16-18 x 1-1/2")	1	4
9	C	1123034-NLA	NLA - Extension Tube and Footplate Assembly w/ Heel Loop, Short - Right	1	1
9	C	1123035-NLA	NLA - Extension Tube and Footplate Assembly w/ Heel Loop, Short - Left	1	1
9	C	1123036-NLA	NLA - Extension Tube and Footplate Assembly w/ Heel Loop, Long - Right	1	1
9	C	1123037-NLA	NLA - Extension Tube and Footplate Assembly w/ Heel Loop, Long - Left	1	1
10		1123044	Tube, Footrest Extension, Short (CTMTJ/CTMT-FJ = 9-1/4 - 12") (CTMT/CTMT-F = 12-1/4 - 15") (PCTMT = 10 - 13")	1	1
10		1123045-NLA	NLA - Tube, Footrest Extension, Long (CTMT-L/CTMT-FL = 16 - 18-3/4") (PCTMT-L = 1 - 17")	1	1
11		1021421-NLA	NLA - Screw, Phillips Pan Head (1/4-20 x 2-1/4")	1	2
12		1006477-NLA	NLA - Spacer (1/4 x 11/32 x 1-3/4")	1	2
13		1121996-NLA	NLA - Heel Loop, Center Mount Rigging	1	2
14		1078214	Screw, Hex Head w/ Patch (1/4-20 x 1/2")	1	2
15		1025195	Locknut (1/4-20)	1	2
16	E	1113606-NLA	NLA - Footplate, Center Mount Rigging, Black - Right (5-1/4" W x 9-5/8" L)	1	1
16	E	1113607-NLA	NLA - Footplate, Center Mount Rigging, Black - Left (5-1/4" W x 9-5/8" L)	1	1
17	D	1120345-NLA	NLA - Center Mount Rigging Footplate Mounting Hardware - Right	1	1
17	D	1121123-NLA	NLA - Center Mount Rigging Footplate Mounting Hardware - Left	1	1
18		1021343	Screw, Socket Head (5/16-18 x 1-1/4")	1	2
19		1113384-NLA	NLA - Hinge, Adjustable Angle - Right	1	1
19		1113385-NLA	NLA - Hinge, Adjustable Angle - Left	1	1
20		1047449-NLA	NLA - Spacer (1/4 x 3/8 x 3/16")	1	1

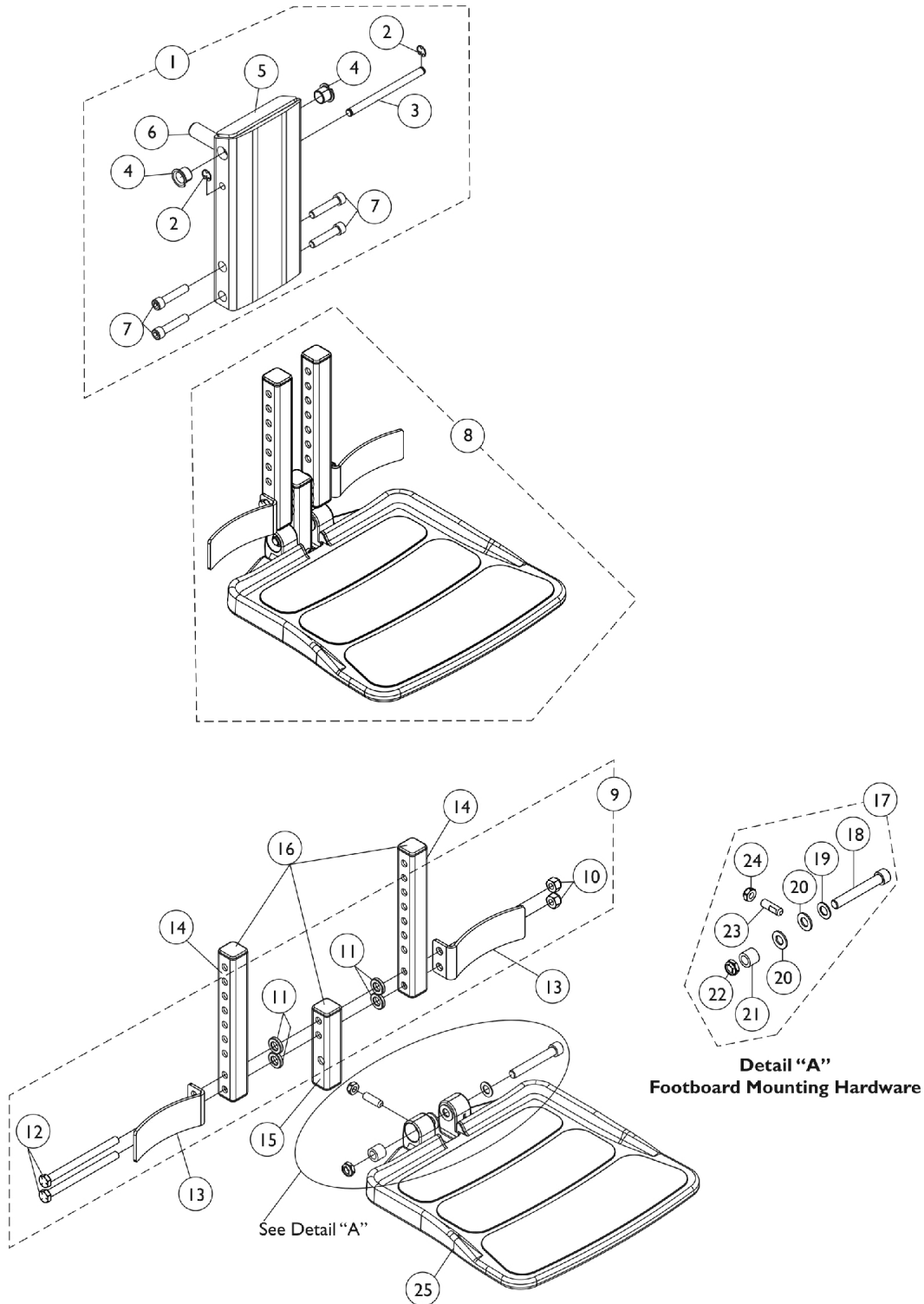
Front Rigging - Center Mount Rigging - CTMT/CTMT-F/CTMT-L/CTMT-F (Before 12/10/08)

(CTMT/CTMT-F = 12-1/4" - 15" Range) & (CTMT-L/CTMT-FL = 16" - 18-3/4" Range)

Item Number	Note	Part Number	Description	Quantity Per	
				Package	Assembly
21		1065362	Locknut (1/4-28)	1	1
22		1096810	Screw, Socket Head (1/4-28 x 1-3/4")	1	1
23		1108122-NLA	NLA - Locknut (5/16-18)	1	2
24		1113530	Attachment, Hinge	1	1
25		1021343	Screw, Socket Head (5/16-18 x 1-1/4")	1	1
NOTE: A - As of 12/10/08, item 1 is no longer available. Individual parts may be ordered separately. B - Includes items 3-7 C - Includes items 10-16 & 17 D - Includes items 18-25 E - Item #16 - Footplate design revised 2/28/07 to accommodate items 18 & 23. Replace footplates in pairs and order new footplate hardware for chairs mfg. before 2/28/07. F - No Longer Available individually. See part # 1123046 for replacement.					

Front Rigging - Center Mount Rigging - CTMT-F/CTMT-FL w/ FBCTMT (One PC Flip-Up Footboard) (Before 12/10/08)

(CTMT-F = 12-1/4" - 15" Range) & (CTMT-FL = 16" - 18-3/4" Range)



Front Rigging - Center Mount Rigging - CTMT-F/CTMT-FL w/ FBCTMT (One PC Flip-Up Footboard) (Before 12/10/08)

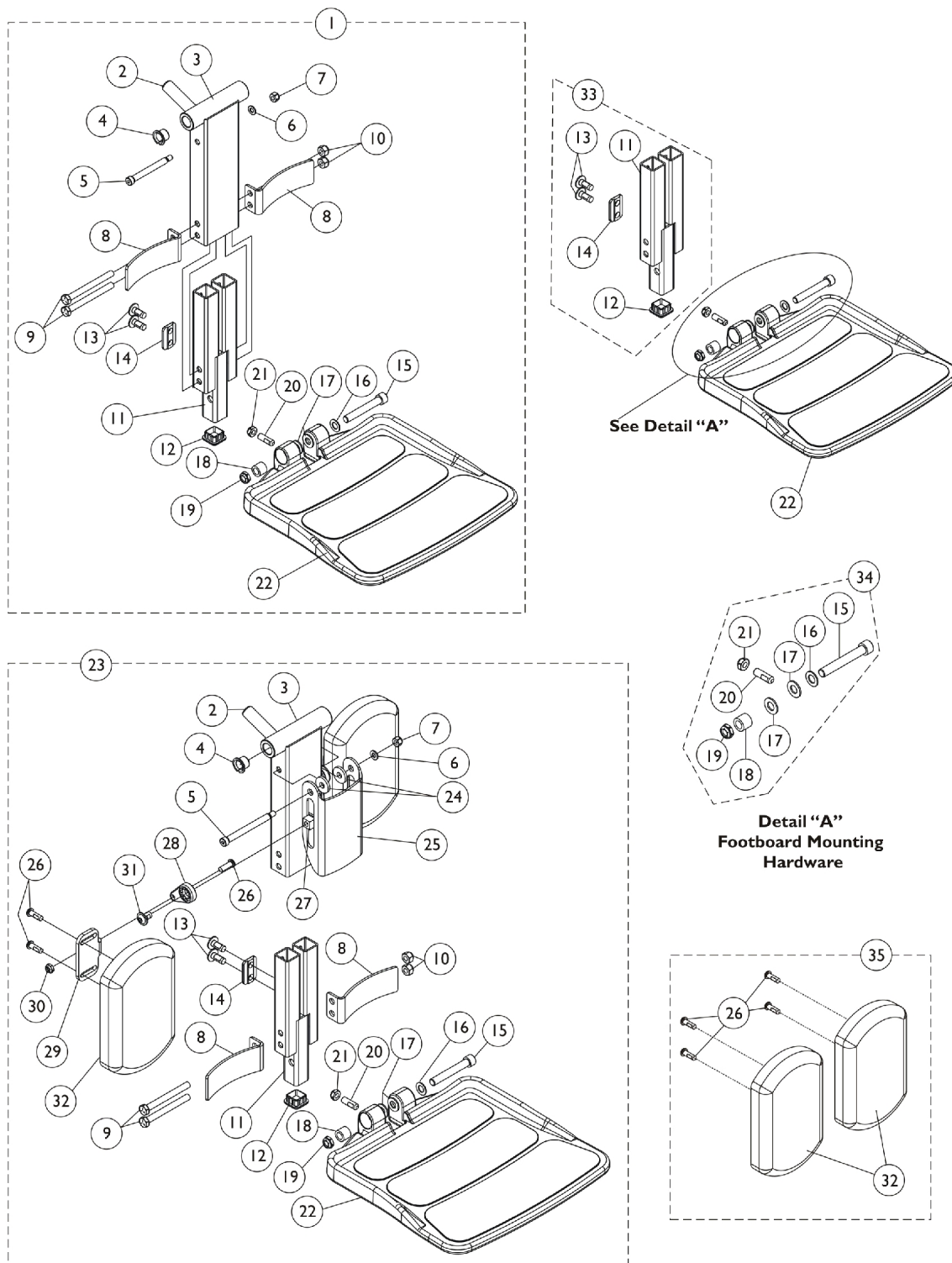
(CTMT-F = 12-1/4" - 15" Range) & (CTMT-FL = 16" - 18-3/4" Range)

Item Number	Note	Part Number	Description	Quantity Per	
				Package	Assembly
1	A	1148725-NLA	NLA - Legrest Support Assembly, Center Mount Rigging	1	1
2			NLA - Ring, Retainer (1/4 x 1/2 x 1/64")	1	2
3			NLA - Pin, Angle, Adjustable, ASBA	1	1
4			Bearing, Flange (1/2 x 13/16 x 1/2")	1	2
5			NLA - Support, Center Mount Rigging Legrest, Black	1	1
6			Rack, Center Mount Rigging Angle Adjustable	1	1
7			Screw, Socket Head (5/16-18 x 1-1/2")	1	4
7		1021344	Screw, Socket Head (5/16-18 x 1-1/2")	1	4
8	B	1148722-NLA	NLA - Footboard Assembly, CTMTFB (For CTMT-F 12-1/4 - 15" & PCTMT 10 - 13")	1	1
8	B	1148724-NLA	NLA - Footboard Assembly, Long, CTMTFB (For CTMT-FL 16 - 18-3/4" & PCTMT-L 14 - 17")	1	1
9	C	1144608-NLA	NLA - Kit, Heel Stop and Extension Tube Mounting Hardware	1	1
10			Locknut (5/16-18)	1	2
11			NLA - Bushing, Actuator Motor (3/8 x 3/4 x 5/32")	1	4
12			NLA - Screw, Hex Head (5/16-18 x 4")	1	2
13	F	1153789	Bracket, Heel Stop, Black	1	2
14	G	1148711-NLA	NLA - Tube, Extension, Black 104355- Short (For CTMT-F 12-1/4" - 15" Range & PCTMT 10"-13" Range)	1	2
14	G	1148721-NLA	NLA - Tube, Extension - Long (For CTMT-FL 16" - 18-3/4" Range & PCTMT-L 14"-17" Range)	1	2
15	D	1144607-NLA	NLA - Tube, Vertical Support with Caps	1	1
16		1144609	Package, End Cap (1" Square)	10	1
17	E	1147134	Kit, Footboard Mounting Hardware	1	1
18			Screw, Socket Head (3/8-16 x 2-1/2")	1	1
19			Washer, Flat (3/8 x 11/16 x 1/16")	1	1
20			Washer, Nylon (3/8 x 3/4 x 1/16")	1	2
21			Bushing (3/8 x 5/8 x 1/2")	1	1
22			Locknut, Low Profile (3/8-16)	1	1
23			Screw, Set Socket Flat Point (5/16-18 x 1")	1	1
24			Locknut (5/16-18)	1	1
25		1114311	Footboard w/ Cover (11-1/4" W x 11-1/2" L)	1	1

**Front Rigging - Center Mount Rigging - CTMT-F/CTMT-FL
w/ FBCTMT (One PC Flip-Up Footboard)
(Before 12/10/08)
(CTMT-F = 12-1/4" - 15" Range) & (CTMT-FL = 16" - 18-3/4" Range)**

NOTE:	A - Includes items 2-7 B - Includes items 9, 13, 14, 15, 17 and 25 C - Includes items 10-12 D - Extension Tube and Vertical Support Tube includes Tube Caps at both ends E - Includes items 18-24 F - Heel Stop Bracket was revised 2/6/08. It is recommended to order in pairs to match for chairs manufactured before 2/6/08. G - End Caps are no longer used or required for the extension tube as of 4/9/08
-------	---

Front Rigging - Center Mount Rigging (CTMT-F with CTMTFB One PC Flip-Up Footboard) (CTMT-F = 11" - 15" Range)



Front Rigging - Center Mount Rigging (CTMT-F with CTMTFB One PC Flip-Up Footboard) (CTMT-F = 11" - 15" Range)

Item Number	Note	Part Number	Description	Quantity Per	
				Package	Assembly
1	A	1165388	Center Mount Front Rigging w/ One PC Footboard (11" - 15" Range)	1	1
2			Rack, Center Mount Rigging Angle Adjustable	1	1
3			Support, Footrest, Center Mount, Black - Regular	1	1
4			Bearing, Flange (1/2 x 13/16 x 1/2")	1	2
5			Screw, Shoulder Hex Socket Head (5/16" x 2-1/2", 1/4-20)	1	1
6			Washer (1/4 x 1/2 x 1/16")	1	1
7			Locknut (1/4-20)	1	1
8			Bracket, Heel Stop, Black	1	2
9			NLA - Screw, Hex Head (5/16-18 x 3-1/4")	1	2
10			Locknut (5/16-18)	1	2
11			Footboard Extension Assembly, Black (11" - 15" Range)	1	1
12			Plug Button, Black (1" Square)	1	1
13			Screw, Socket, Button Head w/ Patch (5/16-18 x 3/4")	1	4
14			Cleat, Button Head	1	2
15			Screw, Socket Head (3/8-16 x 2-1/2")	1	1
16			Washer, Flat (3/8 x 11/16 x 1/16")	1	1
17			Washer, Nylon (3/8 x 3/4 x 1/16")	1	2
18			Bushing (3/8 x 5/8 x 1/2")	1	1
19			Locknut, Low Profile (3/8-16)	1	1
20			Screw, Set Socket Flat Point (5/16-18 x 1")	1	1
21			Locknut (5/16-18)	1	1
22			Footboard w/ Cover (11-1/4" W x 11-1/2" L)	1	1
23	B	1165389	Center Mount Front Rigging w/ One PC Footboard & Calf Pads (11" - 15" Range)	1	1
2			Rack, Center Mount Rigging Angle Adjustable	1	1
3			Support, Footrest, Center Mount, Black - Regular	1	1
4			Bearing, Flange (1/2 x 13/16 x 1/2")	1	2
5			Screw, Shoulder Hex Socket Head (5/16" x 3", 1/4-20)	1	1
6			Washer (1/4 x 1/2 x 1/16")	1	1
7			Locknut (1/4-20)	1	1
8			Bracket, Heel Stop, Black	1	2
9			NLA - Screw, Hex Head (5/16-18 x 3")	1	2
10			Locknut (5/16-18)	1	2
11			Footboard Extension Assembly, Black (11" - 15" Range)	1	1
12			Plug Button, Black (1" Square)	1	1
13			Screw, Socket, Button Head w/ Patch (5/16-18 x 3/4")	1	4

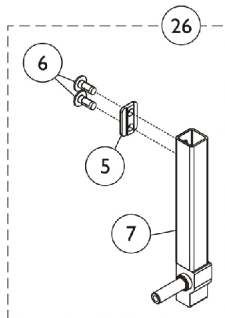
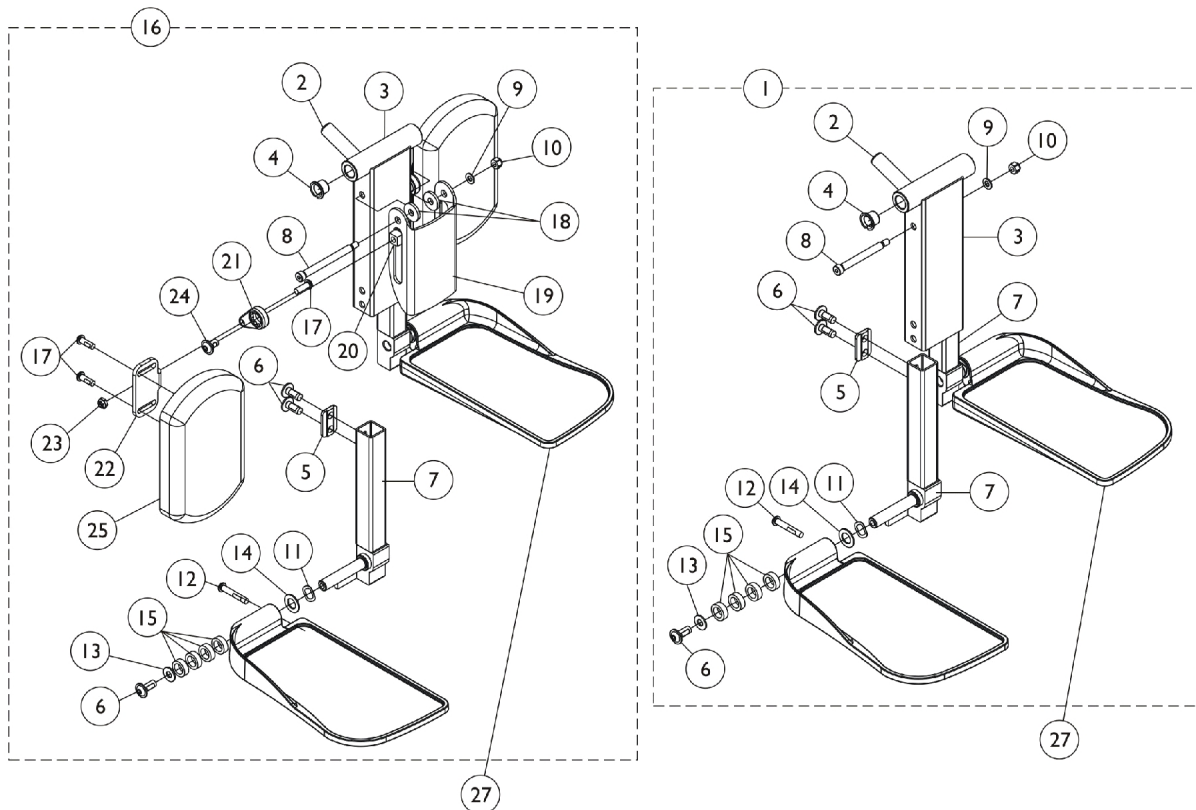
Front Rigging - Center Mount Rigging (CTMT-F with CTMTFB One PC Flip-Up Footboard) (CTMT-F = 11" - 15" Range)

Item Number	Note	Part Number	Description	Quantity Per	
				Package	Assembly
14			Cleat, Button Head	1	2
15			Screw, Socket Head (3/8-16 x 2-1/2")	1	1
16			Washer, Flat (3/8 x 11/16 x 1/16")	1	1
17			Washer, Nylon (3/8 x 3/4 x 1/16")	1	2
18			Bushing (3/8 x 5/8 x 1/2")	1	1
19			Locknut, Low Profile (3/8-16)	1	1
20			Screw, Set Socket Flat Point (5/16-18 x 1")	1	1
21			Locknut (5/16-18)	1	1
22			Footboard w/ Cover (11-1/4" W x 11-1/2" L)	1	1
24			Washer, Nylon (5/16 x 7/8 x 1/8")	1	2
25			Bracket, Calf Pad, Black	1	1
26			Screw, Socket Button Head w/ Patch (1/4-20 x 3/4")	1	6
27			Nut, T (5/16-18)	1	2
28			Adjuster, Calf Pad	1	2
29			Bracket, Mounting, Calf Pad	1	2
30			Locknut (1/4-20)	1	2
31			Screw, Socket, Button Head w/ Patch (5/16-18 x 1/2")	1	2
32			Pad, Calf (4-1/2" W x 7-1/4" L)	1	2
33	C	1166067	Kit, Footboard Extension Assembly (11" - 15" Range)	1	1
11			Footboard Extension Assembly, Black (11" - 15" Range)	1	1
12			Plug Button, Black (1" Square)	1	1
13			Screw, Socket, Button Head w/ Patch (5/16-18 x 3/4")	1	4
14			Cleat, Button Head	1	2
34	D	1147134	Kit, Footboard Mounting Hardware	1	1
15			Screw, Socket Head (3/8-16 x 2-1/2")	1	1
16			Washer, Flat (3/8 x 11/16 x 1/16")	1	1
17			Washer, Nylon (3/8 x 3/4 x 1/16")	1	2
18			Bushing (3/8 x 5/8 x 1/2")	1	1
19			Locknut, Low Profile (3/8-16)	1	1
20			Screw, Set Socket Flat Point (5/16-18 x 1")	1	1
21			Locknut (5/16-18)	1	1
22		1114311	Footboard w/ Cover (11-1/4" W x 11-1/2" L)	1	1
35	E	1163373	Kit, Calf Pad (Pair)	1	1
26			Pad, Calf (4-1/2" W x 7-1/4" L)	1	2
32			Screw, Socket Button Head w/ Patch (1/4-20 x 3/4")	1	4
	F	1165506	Kit, Bracket, Calf Pad Mounting w/ Hardware	1	1
5			Screw, Shoulder Hex Socket Head (5/16" x 3", 1/4-20)	1	1
6			Washer (1/4 x 1/2 x 1/16")	1	1

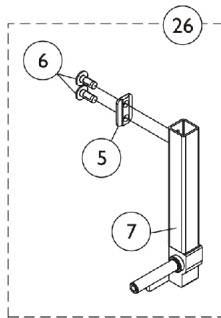
Front Rigging - Center Mount Rigging (CTMT-F with CTMTFB One PC Flip-Up Footboard) (CTMT-F = 11" - 15" Range)

Item Number	Note	Part Number	Description	Quantity Per	
				Package	Assembly
7	G	1165505	Locknut (1/4-20)	1	1
24			Washer, Nylon (5/16 x 7/8 x 1/8")	1	2
25			Bracket, Calf Pad, Black	1	1
			Kit, Hardware, Calf Pad Adjustment	1	1
26			Screw, Socket Button Head w/ Patch (1/4-20 x 3/4")	1	2
27			Nut, T (5/16-18)	1	2
28			Adjuster, Calf Pad	1	2
29			Bracket, Mounting, Calf Pad	1	2
30			Locknut (1/4-20)	1	2
31			Screw, Socket, Button Head w/ Patch (5/16-18 x 1/2")	1	2
NOTE: A - Includes items 2-22 B - Includes items 2-22 and 24-32 C - Includes items 11-14 D - Includes items 15-21 E - Includes items 26 and 32 F - Not shown. Includes items 5-7, 24 and 25 G - Not shown. Includes items 26-31					

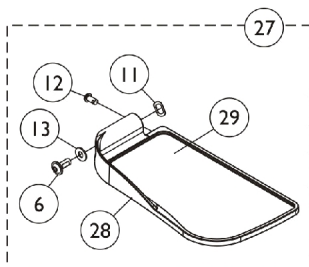
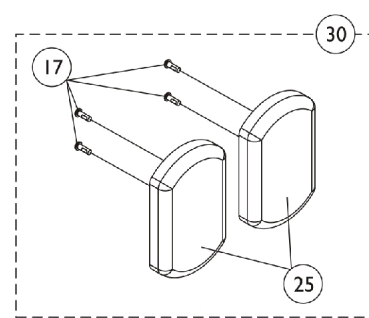
Center Mount Front Rigging (After 12/09/08) (CTMT-J/CTMT-FJ/CTMT/CTMT-F/CTMT-L/CTMT-FL)



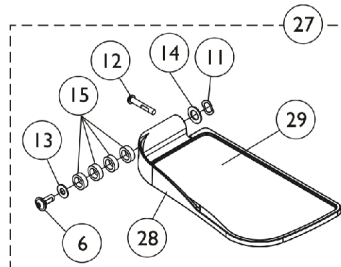
Before 12/15/10



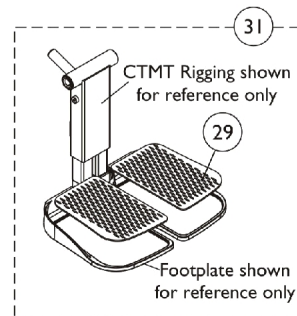
After 12/14/10



Before 12/15/10



After 12/14/10



Center Mount Front Rigging

(After 12/09/08)

(CTMT-J/CTMT-FJ/CTMT/CTMT-F/CTMT-L/CTMT-FL)

Item Number	Note	Part Number	Description	Quantity Per	
				Package	Assembly
1	A	1121990	Kit, Center Mount Front Rigging, Junior (CTMTJ/CTMT-FJ) ASBA/ADJASBA (9-1/2" - 11" Range)	1	1
2			Rack, Center Mount Rigging Angle Adjustable	1	1
3			Support, Footrest, Center Mount, Black - Short	1	1
4			Bearing, Flange (1/2 x 13/16 x 1/2")	1	2
5			Cleat, Button Head	1	2
6			Screw, Socket, Button Head w/ Patch (5/16-18 x 3/4")	1	6
7			Tube, Extension, Footrest, Short, Black - Right	1	1
7			Tube, Extension, Footrest, Short, Black - Left	1	1
8			Screw, Shoulder Hex Socket Head (5/16" x 2-1/2", 1/4-20)	1	1
9			Washer (1/4 x 1/2 x 1/16")	1	1
10			Locknut (1/4-20)	1	1
11			NLA - Washer, Wave (17/32 x 3/4 x 1/64")	1	2
12			Screw, Socket Button Head (1/4-20 x 1-1/2")	1	2
13			Washer, Nylon (5/16 x 11/16 x 1/16")	1	2
14			Washer (1/2 x 7/8 x 3/64")	1	2
15			Spacer, Nylon (1/2 x 3/4 x 1/4")	1	8
1	A	1117262	Kit, Center Mount Front Rigging (CTMT) (CTMT-F), ASBA/ADJASBA (11" - 15" Range)	1	1
2			Rack, Center Mount Rigging Angle Adjustable	1	1
3			Support, Footrest, Center Mount, Black - Regular	1	1
4			Bearing, Flange (1/2 x 13/16 x 1/2")	1	2
5			Cleat, Button Head	1	2
6			Screw, Socket, Button Head w/ Patch (5/16-18 x 3/4")	1	6
7			Tube, Extension, Footrest, Medium, Black - Right	1	1
7			Tube, Extension, Footrest, Medium, Black - Left	1	1
8			Screw, Shoulder Hex Socket Head (5/16" x 2-1/2", 1/4-20)	1	1
9			Washer (1/4 x 1/2 x 1/16")	1	1
10			Locknut (1/4-20)	1	1
11			NLA - Washer, Wave (17/32 x 3/4 x 1/64")	1	2
12			Screw, Socket Button Head (1/4-20 x 1-1/2")	1	2
13			Washer, Nylon (5/16 x 11/16 x 1/16")	1	2
14			Washer (1/2 x 7/8 x 3/64")	1	2
15			Spacer, Nylon (1/2 x 3/4 x 1/4")	1	8
1	A	1117263	Kit, Center Mount Front Rigging (CTMT-L) (CTMT-FL), ASBA/ADJASBA (14" - 18" Range)	1	1
2			Rack, Center Mount Rigging Angle Adjustable	1	1
3			Support, Footrest, Center Mount, Black - Regular	1	1

Center Mount Front Rigging (After 12/09/08) (CTMT-J/CTMT-FJ/CTMT/CTMT-F/CTMT-L/CTMT-FL)

Item Number	Note	Part Number	Description	Quantity Per	
				Package	Assembly
4			Bearing, Flange (1/2 x 13/16 x 1/2")	1	2
5			Cleat, Button Head	1	2
6			Screw, Socket, Button Head w/ Patch (5/16-18 x 3/4")	1	6
7			Tube, Extension, Footrest, Long, Black - Right	1	1
7			Tube, Extension, Footrest, Long, Black - Left	1	1
8			Screw, Shoulder Hex Socket Head (5/16" x 2-1/2", 1/4-20)	1	1
9			Washer (1/4 x 1/2 x 1/16")	1	1
10			Locknut (1/4-20)	1	1
11			NLA - Washer, Wave (17/32 x 3/4 x 1/64")	1	2
12			Screw, Socket Button Head (1/4-20 x 1-1/2")	1	2
13			Washer, Nylon (5/16 x 11/16 x 1/16")	1	2
14			Washer (1/2 x 7/8 x 3/64")	1	2
15			Spacer, Nylon (1/2 x 3/4 x 1/4")	1	8
16	B	1161428	Kit, Center Mount Front Rigging w/Calf Pad - Short (CTMTJ/CTMT-FJ) ASBA/ADJASBA (9-1/2" - 11" Range)	1	1
2			Rack, Center Mount Rigging Angle Adjustable	1	1
3			Support, Footrest, Center Mount, Black - Short	1	1
4			Bearing, Flange (1/2 x 13/16 x 1/2")	1	2
5			Cleat, Button Head	1	2
6			Screw, Socket, Button Head w/ Patch (5/16-18 x 3/4")	1	6
7			Tube, Extension, Footrest, Short, Black - Right	1	1
7			Tube, Extension, Footrest, Short, Black - Left	1	1
8			Screw, Shoulder Hex Socket Head (5/16" x 3", 1/4-20)	1	1
9			Washer (1/4 x 1/2 x 1/16")	1	1
10			Locknut (1/4-20)	1	1
11			NLA - Washer, Wave (17/32 x 3/4 x 1/64")	1	2
12			Screw, Socket Button Head (1/4-20 x 1-1/2")	1	2
13			Washer, Nylon (5/16 x 11/16 x 1/16")	1	2
14			Washer (1/2 x 7/8 x 3/64")	1	2
15			Spacer, Nylon (1/2 x 3/4 x 1/4")	1	8
17			Screw, Socket Button Head w/ Patch (1/4-20 x 3/4")	1	6
18			Washer, Nylon (5/16 x 7/8 x 1/8")	1	2
19			Bracket, Calf Pad, Black	1	1
20			Nut, T (5/16-18)	1	2
21			Adjuster, Calf Pad	1	2
22			Bracket, Mounting, Calf Pad	1	2
23			Locknut (1/4-20)	1	2

Center Mount Front Rigging (After 12/09/08) (CTMT-J/CTMT-FJ/CTMT/CTMT-F/CTMT-L/CTMT-FL)

Item Number	Note	Part Number	Description	Quantity Per	
				Package	Assembly
24	B	1161429	Screw, Socket, Button Head w/ Patch (5/16-18 x 1/2")	1	2
25			Pad, Calf (4-1/2" W x 7-1/4" L)	1	2
16			Kit, Center Mount Front Rigging w/Calf Pad - Medium (CTMT) (CTMT-F), ASBA/ADJASBA (11" - 15" Range)	1	1
2			Rack, Center Mount Rigging Angle Adjustable	1	1
3			Support, Footrest, Center Mount, Black - Regular	1	1
4			Bearing, Flange (1/2 x 13/16 x 1/2")	1	2
5			Cleat, Button Head	1	2
6			Screw, Socket, Button Head w/ Patch (5/16-18 x 3/4")	1	6
7			Tube, Extension, Footrest, Medium, Black - Right	1	1
7			Tube, Extension, Footrest, Medium, Black - Left	1	1
8			Screw, Shoulder Hex Socket Head (5/16" x 3", 1/4-20)	1	1
9			Washer (1/4 x 1/2 x 1/16")	1	1
10			Locknut (1/4-20)	1	1
11			NLA - Washer, Wave (17/32 x 3/4 x 1/64")	1	2
12			Screw, Socket Button Head (1/4-20 x 1-1/2")	1	2
13			Washer, Nylon (5/16 x 11/16 x 1/16")	1	2
14			Washer (1/2 x 7/8 x 3/64")	1	2
15			Spacer, Nylon (1/2 x 3/4 x 1/4")	1	8
17			Screw, Socket Button Head w/ Patch (1/4-20 x 3/4")	1	6
18			Washer, Nylon (5/16 x 7/8 x 1/8")	1	2
19			Bracket, Calf Pad, Black	1	1
20			Nut, T (5/16-18)	1	2
21			Adjuster, Calf Pad	1	2
22			Bracket, Mounting, Calf Pad	1	2
23			Locknut (1/4-20)	1	2
24	B	1161430	Screw, Socket, Button Head w/ Patch (5/16-18 x 1/2")	1	2
25			Pad, Calf (4-1/2" W x 7-1/4" L)	1	2
16			Kit, Center Mount Front Rigging w/Calf Pad - Long (CTMT-L) (CTMT-FL), ASBA/ADJASBA (14" - 18" Range)	1	1
2			Rack, Center Mount Rigging Angle Adjustable	1	1
3			Support, Footrest, Center Mount, Black - Regular	1	1
4			Bearing, Flange (1/2 x 13/16 x 1/2")	1	2
5			Cleat, Button Head	1	2
6			Screw, Socket, Button Head w/ Patch (5/16-18 x 3/4")	1	6

Center Mount Front Rigging

(After 12/09/08)

(CTMT-J/CTMT-FJ/CTMT/CTMT-F/CTMT-L/CTMT-FL)

Item Number	Note	Part Number	Description	Quantity Per	
				Package	Assembly
7			Tube, Extension, Footrest, Long, Black - Right	1	1
7			Tube, Extension, Footrest, Long, Black - Left	1	1
8			Screw, Shoulder Hex Socket Head (5/16" x 3", 1/4-20)	1	1
9			Washer (1/4 x 1/2 x 1/16")	1	1
10			Locknut (1/4-20)	1	1
11			NLA - Washer, Wave (17/32 x 3/4 x 1/64")	1	2
12			Screw, Socket Button Head (1/4-20 x 1-1/2")	1	2
13			Washer, Nylon (5/16 x 11/16 x 1/16")	1	2
14			Washer (1/2 x 7/8 x 3/64")	1	2
15			Spacer, Nylon (1/2 x 3/4 x 1/4")	1	8
17			Screw, Socket Button Head w/ Patch (1/4-20 x 3/4")	1	6
18			Washer, Nylon (5/16 x 7/8 x 1/8")	1	2
19			Bracket, Calf Pad, Black	1	1
20			Nut, T (5/16-18)	1	2
21			Adjuster, Calf Pad	1	2
22			Bracket, Mounting, Calf Pad	1	2
23			Locknut (1/4-20)	1	2
24			Screw, Socket, Button Head w/ Patch (5/16-18 x 1/2")	1	2
25			Pad, Calf (4-1/2" W x 7-1/4" L)	1	2
26	G	See Chart	#26 Extension Tube Kits Before 12/15/10	1	1
26		See Chart	#26 Extension Tube Kits After 12/14/10	1	1
27	G	See Chart	#27 Footplate Kits Before 12/15/10	1	1
27		See Chart	#27 Footplate Kits After 12/14/10	1	1
30	C	1163373	Kit, Calf Pad (Pair)	1	1
17			Screw, Socket Button Head w/ Patch (1/4-20 x 3/4")	1	4
25			Pad, Calf (4-1/2" W x 7-1/4" L)	1	2
31	D	1163374	Kit, Footrest Pad - Small (Pair)	1	1
29			Pad, Footplate, Small - Right	1	1
29			Pad, Footplate, Small - Left	1	1
31	D	1163375	Kit, Footrest Pad - Medium (Pair)	1	1
29			Pad, Footplate, Medium - Right	1	1
29			Pad, Footplate, Medium - Left	1	1
31	D	1163376	Kit, Footrest Pad - Large (Pair)	1	1
29			Pad, Footplate, Large - Right	1	1
29			Pad, Footplate, Large - Left	1	1
	E	1165505	Kit, Hardware, Calf Pad Adjustment	1	1
17			Screw, Socket Button Head w/ Patch (1/4-20 x 3/4")	1	2
20			Nut, T (5/16-18)	1	2
21			Adjuster, Calf Pad	1	2
22			Bracket, Mounting, Calf Pad	1	2

Center Mount Front Rigging (After 12/09/08) (CTMT-J/CTMT-FJ/CTMT/CTMT-F/CTMT-L/CTMT-FL)

Item Number	Note	Part Number	Description	Quantity Per	
				Package	Assembly
23	F	1165506	Locknut (1/4-20)	1	2
24			Screw, Socket, Button Head w/ Patch (5/16-18 x 1/2")	1	2
			Kit, Bracket, Calf Pad Mounting w/ Hardware	1	1
8			Screw, Shoulder Hex Socket Head (5/16" x 3", 1/4-20)	1	1
9			Washer (1/4 x 1/2 x 1/16")	1	1
10			Locknut (1/4-20)	1	1
18			Washer, Nylon (5/16 x 7/8 x 1/8")	1	2
19			Bracket, Calf Pad, Black	1	1
NOTE: A - Includes items 2-15. As of 12/15/10 item #1 was revised to accommodate adjustable width footplate hardware. If footplates are needed see item #27. B - Includes items 2-15 and 17-25. As of 12/15/10 item #16 was revised to accommodate adjustable width footplate hardware. If footplates are needed see item #27. C - Includes items 17 and 25. D - Includes a pair of item 29. E - Not shown. Includes items 17 and 20-24. F - Not shown. Includes items 8-10, 18 and 19. G - Chairs built before 12/15/10 will require items 26 and 27 in order to convert to the new CTMT Front Rigging design.					

Center Mount Front Rigging (After 12/09/08) (CTMT-J/CTMT-FJ/CTMT/CTMT-F/CTMT-L/CTMT-FL)

#26 Extension Tube Kits Before 12/15/10

Front Rigging Side	Short 9-1/2" - 11" Range	Medium 11" - 15" Range	Long 14" - 18" Range
Right	1161984-NLA See Note(s) A	1161986-NLA See Note(s) A	1169821-NLA See Note(s) A
Left	1161985-NLA See Note(s) A	1161987-NLA See Note(s) A	1169822-NLA See Note(s) A

NOTE: A - Includes items 5-7. The Extension Tube Kits are used for non-adjustable width footplate hardware only.

#26 Extension Tube Kits After 12/14/10

Front Rigging Side	Short 9-1/2" - 11" Range	Medium 11" - 15" Range	Long 14" - 18" Range
Right	1170677 See Note(s) A	1170679 See Note(s) A	1170681 See Note(s) A
Left	1170678 See Note(s) A	1170680 See Note(s) A	1170682 See Note(s) A

NOTE: A - Includes items 5-7. The Extension Tube Kits are used for adjustable width footplate hardware only.

Center Mount Front Rigging (After 12/09/08) (CTMT-J/CTMT-FJ/CTMT/CTMT-F/CTMT-L/CTMT-FL)

#27 Footplate Kits Before 12/15/10

Footplate Side	Small 5-1/4" W x 7-1/2" L	Medium 5-1/2" W x 9-1/2" L	Large 5-7/8" W x 11-1/2" L
Right	1161988 See Note(s) A	1161990 See Note(s) A	1161992 See Note(s) A
Left	1161989 See Note(s) A	1161991 See Note(s) A	1161993 See Note(s) A

NOTE: A - Includes items 10-13 and 16-18. The footplate mounting hardware included is for non-adjustable width only.

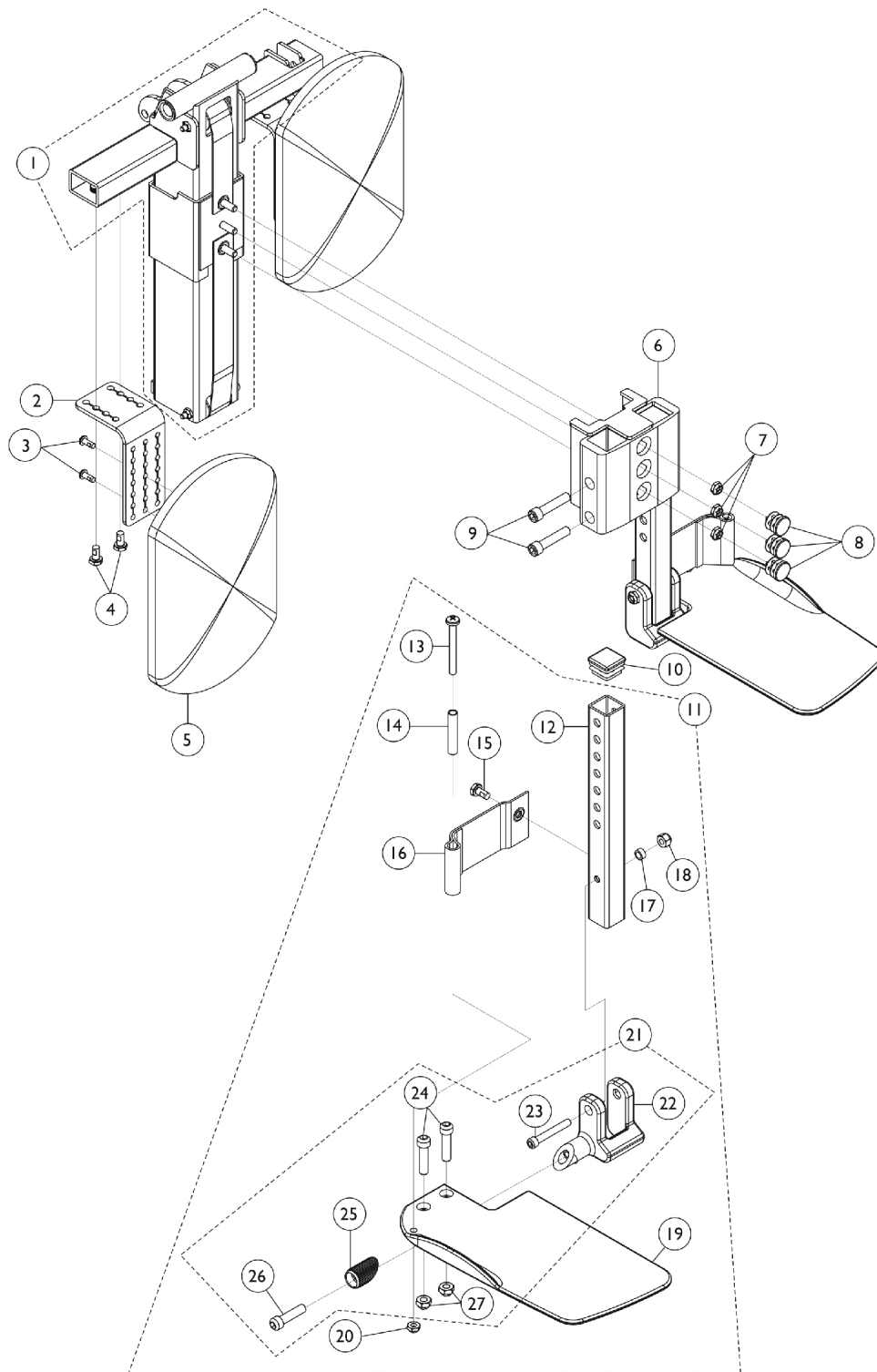
#27 Footplate Kits After 12/14/10

Footplate Side	Small 5-1/4" W x 7-1/2" L	Medium 5-1/2" W x 9-1/2" L	Large 5-7/8" W x 11-1/2" L
Right	1170683 See Note(s) A	1170685 See Note(s) A	1170687 See Note(s) A
Left	1170684 See Note(s) A	1170686 See Note(s) A	1170688 See Note(s) A

NOTE: A - Includes items 10-18 and the Adjustable Width Footplate Instruction Sheet (Not Shown). The footplate mounting hardware included is for adjustable width only.

Power Center Mount Rigging - PCTMT/PCTMT-L

(PCTMT = 10"-13" Range) & (PCTMT-L = 14"-17" Range)
Conventional and Contoura Seating



Power Center Mount Rigging - PCTMT/PCTMT-L

(PCTMT = 10"-13" Range) & (PCTMT-L = 14"-17" Range)

Conventional and Contoura Seating

Item Number	Note	Part Number	Description	Quantity Per	
				Package	Assembly
1		1125683-NLA	NLA - Bottom Pulley Center Carriage Assembly	1	1
2		1124754-NLA	NLA - Bracket, Calf Pad Mounting, Black	1	2
3		1134086-NLA	NLA - Screw, Socket Button Head w/ Patch (#10-32 x 1/2")	1	4
4		1078214	Screw, Hex Head w/ Patch (1/4-20 x 1/2")	1	4
5		8881091764	Pad, Legrest, Vinyl - Right/Left	1	2
6		1125628-NLA	NLA - Carriage, Footplate	1	1
7		1025195	Locknut (1/4-20)	1	3
8		1027097	Plug Button, Black (3/4")	1	3
9		1021344	Screw, Socket Head (5/16-18 x 1-1/2")	1	4
10		1096795-NLA	NLA - Plug Button, Square, Black (1")	1	2
11	A,C	1123034-NLA	NLA - Extension Tube and Footplate Assembly w/ Heel Loop, Short - Right	1	1
11	A,C	1123035-NLA	NLA - Extension Tube and Footplate Assembly w/ Heel Loop, Short - Left	1	1
11	A,C	1123036-NLA	NLA - Extension Tube and Footplate Assembly w/ Heel Loop, Long - Right	1	1
11	A,C	1123037-NLA	NLA - Extension Tube and Footplate Assembly w/ Heel Loop, Long - Left	1	1
12		1123044	Tube, Footrest Extension, Short (CTMTJ/CTMT-FJ = 9-1/4 - 12") (CTMT/CTMT-F = 12-1/4 - 15") (PCTMT = 10 - 13")	1	1
12		1123045-NLA	NLA - Tube, Footrest Extension, Long (CTMT-L/CTMT-FL = 16 - 18-3/4") (PCTMT-L = 1 - 17")	1	1
13		1021421-NLA	NLA - Screw, Phillips Pan Head (1/4-20 x 2-1/4")	1	2
14		1006477-NLA	NLA - Spacer (1/4 x 11/32 x 1-3/4")	1	2
15		1078214	Screw, Hex Head w/ Patch (1/4-20 x 1/2")	1	2
16		1121996-NLA	NLA - Heel Loop, Center Mount Rigging	1	2
17		1047449-NLA	NLA - Spacer (1/4 x 3/8 x 3/16")	1	2
18		1065362	Locknut (1/4-28)	1	2
19		1113606-NLA	NLA - Footplate, Center Mount Rigging, Black - Right (5-1/4" W x 9-5/8" L)	1	1
19		1113607-NLA	NLA - Footplate, Center Mount Rigging, Black - Left (5-1/4" W x 9-5/8" L)	1	1
20		1025195	Locknut (1/4-20)	1	1
21	B	1120345-NLA	NLA - Center Mount Rigging Footplate Mounting Hardware - Right	1	1
21	B	1121123-NLA	NLA - Center Mount Rigging Footplate Mounting Hardware - Left	1	1
22		1113384-NLA	NLA - Hinge, Adjustable Angle - Right	1	1
22		1113385-NLA	NLA - Hinge, Adjustable Angle - Left	1	1

Power Center Mount Rigging - PCTMT/PCTMT-L

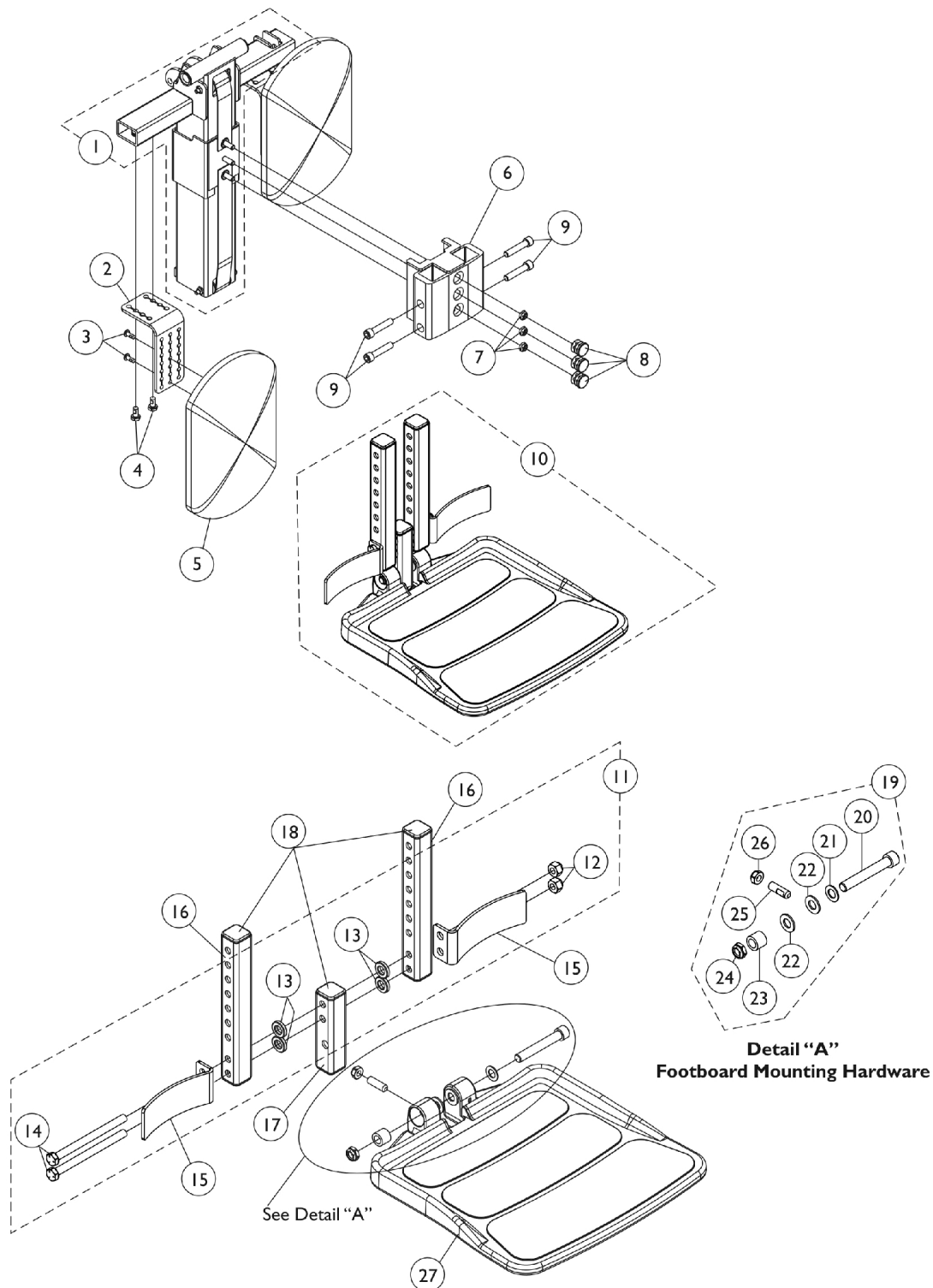
(PCTMT = 10"-13" Range) & (PCTMT-L = 14"-17" Range)

Conventional and Contoura Seating

Item Number	Note	Part Number	Description	Quantity Per	
				Package	Assembly
23		1096810	Screw, Socket Head (1/4-28 x 1-3/4")	1	2
24		1021343	Screw, Socket Head (5/16-18 x 1-1/4")	1	2
25		1113530	Attachment, Hinge	1	2
26		1021343	Screw, Socket Head (5/16-18 x 1-1/4")	1	2
27		1108122-NLA	NLA - Locknut (5/16-18)	1	2
NOTE: A - Includes items 12-21 B - Includes items 22-27 C - Item #11 - Footplate design revised 2/28/07 to accommodate items 24 & 27. Replace footplates in pairs and order new footplate hardware for chairs mfg. before 2/28/07.					

Front Rigging - Power Center Mount Rigging (PCTMT/PCTMT-L with FBCTMT One PC Flip-Up Footboard)

(PCTMT = 10"-13" Range) & (PCTMT-L = 14"-17" Range)



Front Rigging - Power Center Mount Rigging (PCTMT/PCTMT-L with FBCTMT One PC Flip-Up Footboard)

(PCTMT = 10"-13" Range) & (PCTMT-L = 14"-17" Range)

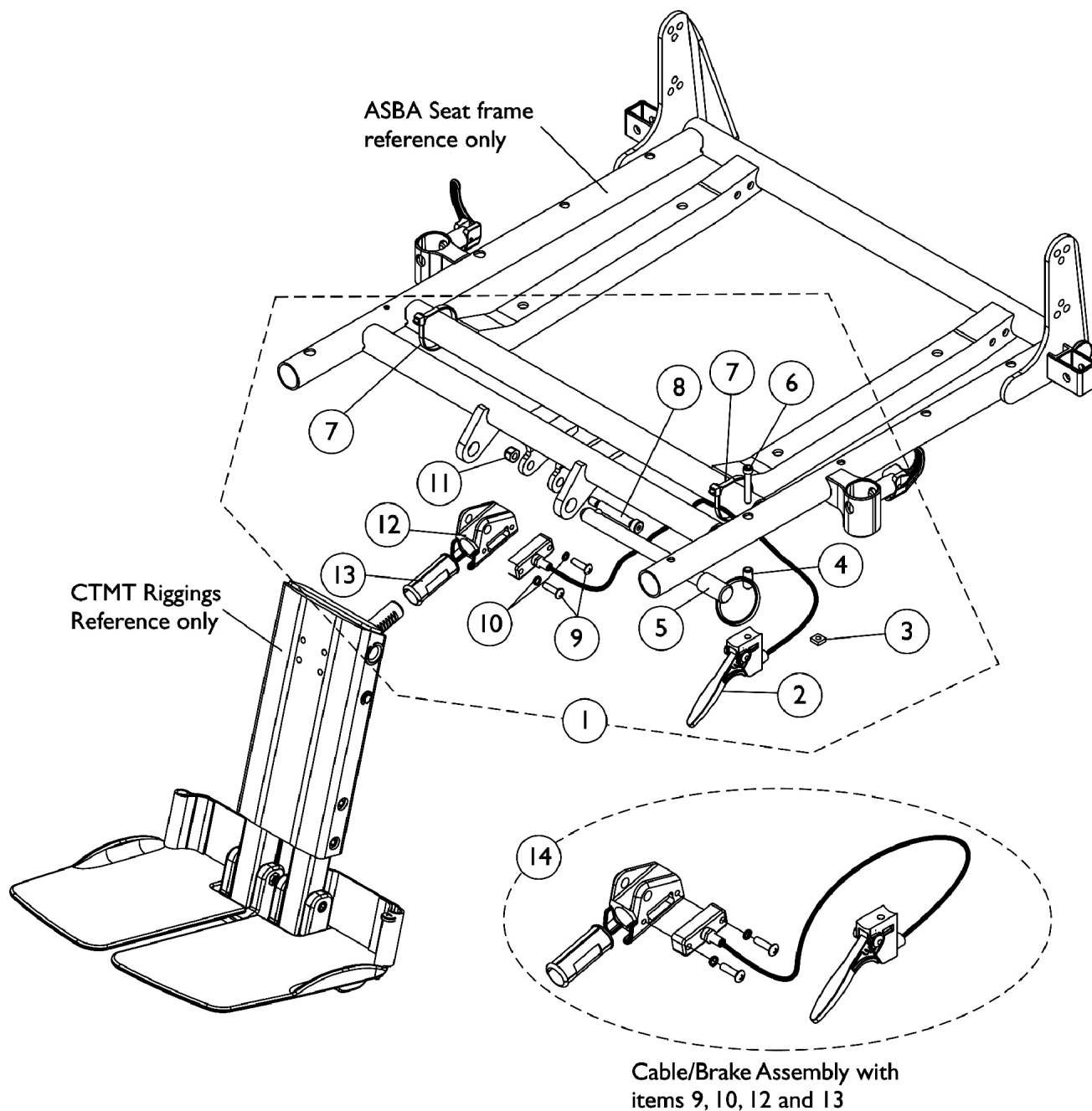
Item Number	Note	Part Number	Description	Quantity Per	
				Package	Assembly
1		1125683-NLA	NLA - Bottom Pulley Center Carriage Assembly	1	1
2		1124754-NLA	NLA - Bracket, Calf Pad Mounting, Black	1	2
3		1134086-NLA	NLA - Screw, Socket Button Head w/ Patch (#10-32 x 1/2")	1	2
4		1078214	Screw, Hex Head w/ Patch (1/4-20 x 1/2")	1	2
5		8881091764	Pad, Legrest, Vinyl - Right/Left	1	2
6		1125628-NLA	NLA - Carriage, Footplate	1	1
7		1025195	Locknut (1/4-20)	1	3
8		1027097	Plug Button, Black (3/4")	1	3
9		1021344	Screw, Socket Head (5/16-18 x 1-1/2")	1	4
10	A	1148722-NLA	NLA - Footboard Assembly, CTMTFB (For CTMT-F 12-1/4 - 15" & PCTMT 10 - 13")	1	1
10	A	1148724-NLA	NLA - Footboard Assembly, Long, CTMTFB (For CTMT-FL 16 - 18-3/4" & PCTMT-L 14 - 17")	1	1
11	B	1144608	NLA - Kit, Heel Stop and Extension Tube Mounting Hardware	1	1
12			Locknut (5/16-18)	1	2
13			NLA - Bushing, Actuator Motor (3/8 x 3/4 x 5/32")	1	4
14			NLA - Screw, Hex Head (5/16-18 x 4")	1	2
15	E	1153789	Bracket, Heel Stop, Black	1	2
16	F	1148711-NLA	NLA - Tube, Extension, Black 104355- Short (For CTMT-F 12-1/4" - 15" Range & PCTMT 10"-13" Range)	1	2
16	F	1148721-NLA	NLA - Tube, Extension - Long (For CTMT-FL 16" - 18-3/4" Range & PCTMT-L 14"-17" Range)	1	2
17	C	1144607-NLA	NLA - Tube, Vertical Support with Caps	1	1
18		1144609	Package, End Cap (1" Square)	10	1
19	D	1147134	Kit, Footboard Mounting Hardware	1	1
20			Screw, Socket Head (3/8-16 x 2-1/2")	1	1
21			Washer, Flat (3/8 x 11/16 x 1/16")	1	1
22			Washer, Nylon (3/8 x 3/4 x 1/16")	1	2
23			Bushing (3/8 x 5/8 x 1/2")	1	1
24			Locknut, Low Profile (3/8-16)	1	1
25			Screw, Set Socket Flat Point (5/16-18 x 1")	1	1
26			Locknut (5/16-18)	1	1
27		1114311	Footboard w/ Cover (11-1/4" W x 11-1/2" L)	1	1
NOTE: A - Includes items 11, 15, 16, 17, 19 and 27 B - Includes items 12-14 C - Extension Tubes and Vertical Support Tube includes Tube Caps at both ends D - Includes items 20-26 E - Heel Stop Bracket was revised 2/6/08. It is recommended to order in pairs to match for chairs manufactured before 2/6/08. F - End Caps are no longer used or required for the extension tube as of 4/9/08					

Center Mount Rigging Mounting Hardware

CTMT/CTMT-L and CTMTJ Elevate Only

For ASBA Seating

(Before 7/5/05)

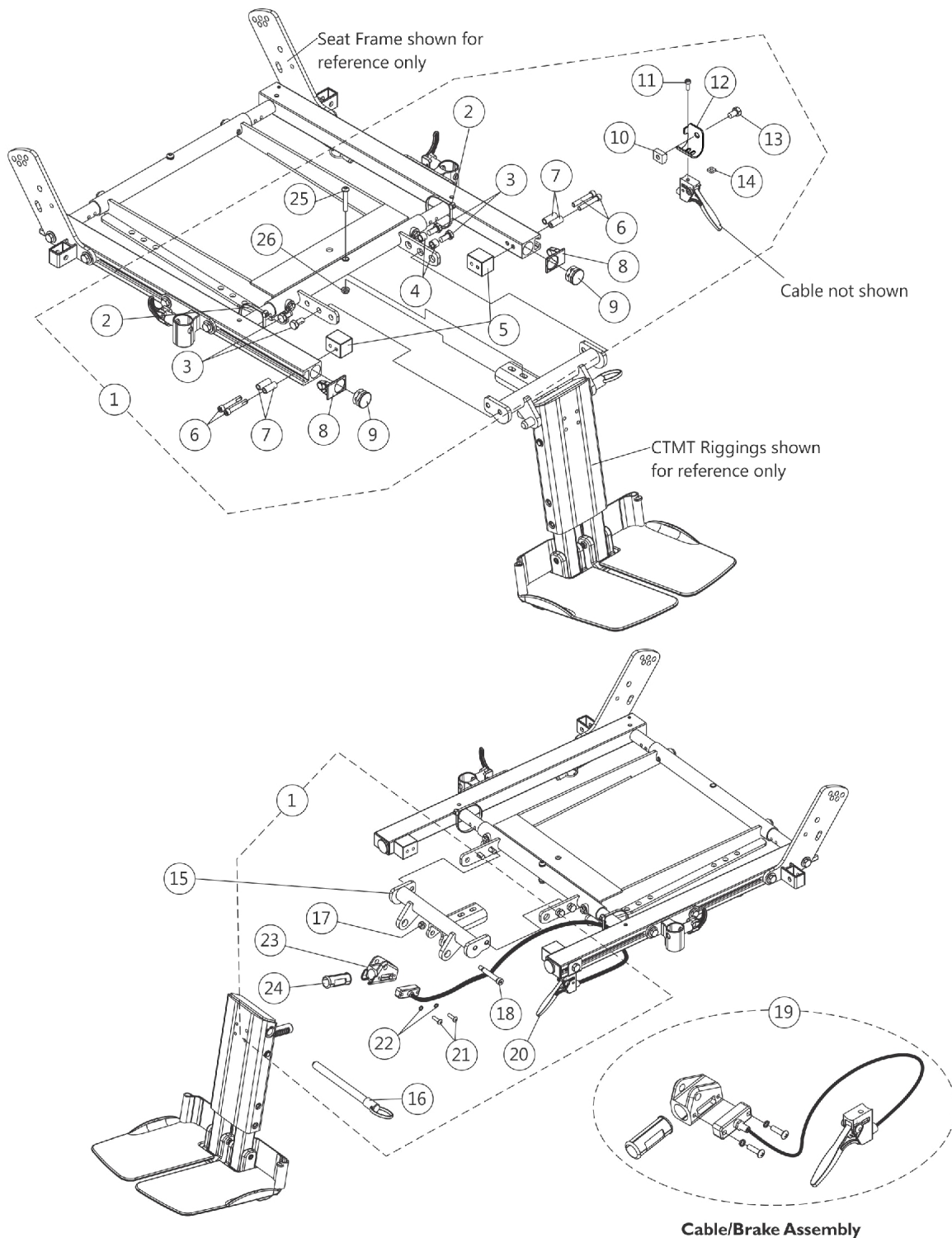


Center Mount Rigging Mounting Hardware
CTMT/CTMT-L and CTMTJ Elevate Only
For ASBA Seating
(Before 7/5/05)

Center Mount Rigging Mounting Hardware
CTMT/CTMT-L and CTMTJ Elevate Only
For ASBA Seating
(Before 7/5/05)

Item Number	Note	Part Number	Description	Quantity Per	
				Package	Assembly
1	A	1117264-NLA	NLA - Kit, Center Mount Rigging Mounting Hardware	1	1
2			Cable/Brake Assembly	1	1
3			Nut, Square (#10-32)	1	1
4			NLA - Spacer (3/16 x 5/16 x 3/4")	1	1
5			NLA - Pin, Quick Release (5" Long)	1	1
6			NLA - Screw, Socket Head (#10-32 x 1-1/4")	1	1
7			Tie Wrap (11-1/2" L)	1	2
8			Screw, Shoulder Hex Socket Head (5/16" x 1-5/8", 1/4-20)	1	1
9			Screw, Phillips Pan Head (#10-32 x 11/16")	1	2
10			NLA - Washer, Lock (3/16 x 5/16 x 1/16")	1	2
11			Locknut (1/4-20)	1	1
12			Housing, Ratchet	1	1
13			Bearing, Glide	1	2
14	B	1121079	Cable/Brake Assembly w/ Ratchet Housing and Glide Bearing	1	1
NOTE: A - Includes items 2-13 B - Includes items 2, 9, 10, 12 and 13					

Center Mount Rigging Mounting Hardware (CTMT-F/CTMT-FL) and (CTMT-FJ) Elevate Only For ADJASBA Seating (After 7/4/05)

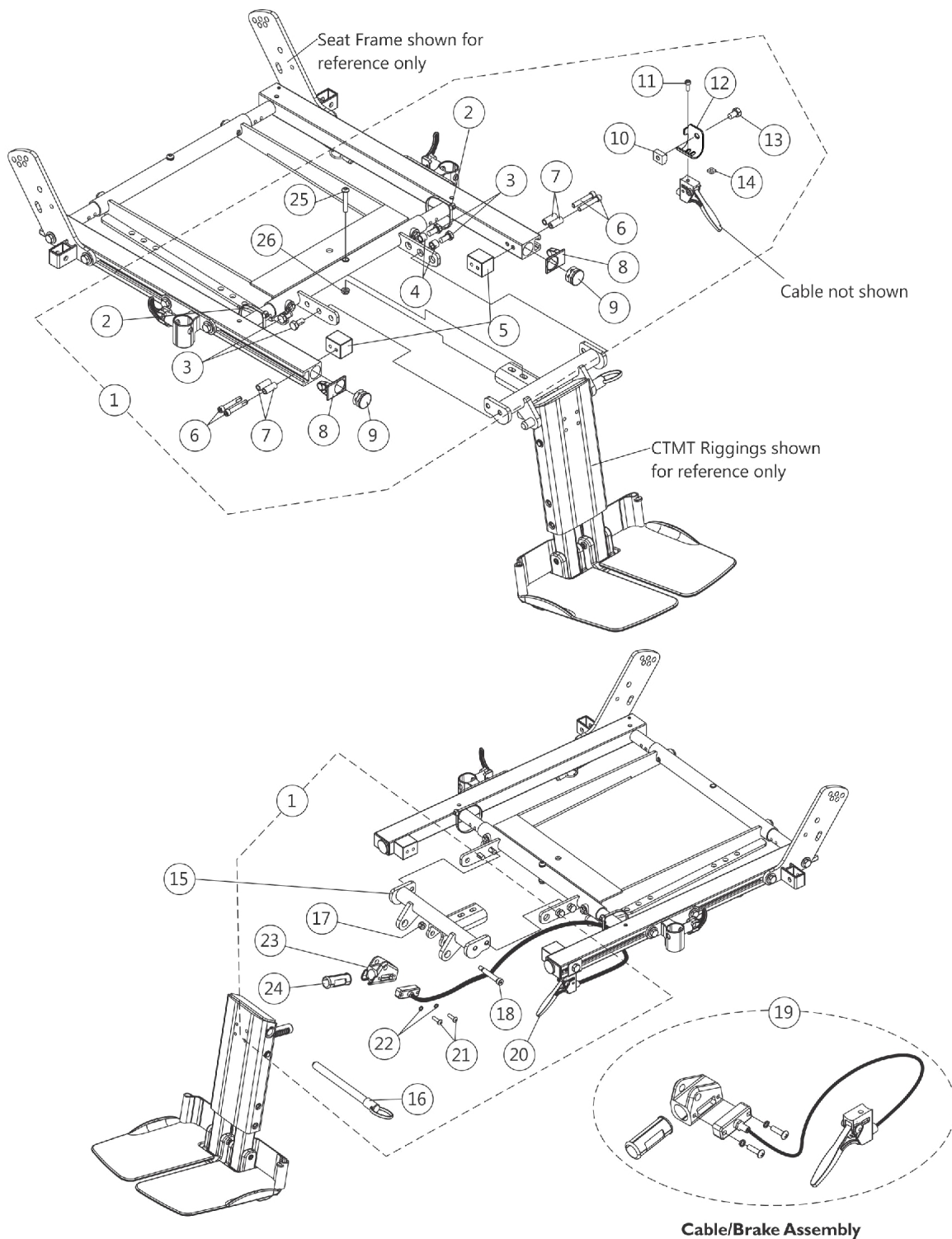


Center Mount Rigging Mounting Hardware (CTMT-F/CTMT-FL) and (CTMT-FJ) Elevate Only For ADJASBA Seating (After 7/4/05)

Item Number	Note	Part Number	Description	Quantity Per	
				Package	Assembly
1	A	1124701	Kit, CTMT-F/CTMT-FL/CTMT-FJ Center Mount Riggings Mounting Hardware	1	1
2			Tie Wrap (11-1/2" L)	1	2
3			Screw, Hex Head w/ Patch (5/16-18 x 5/8")	1	4
4			Spacer (5/16 x 7/16 x 3/8")	1	2
5			Block, Threaded	1	2
6			Screw, Socket Head Cap w/ Patch (1/4-20 x 1-1/2")	1	4
7			Spacer (1/4 x 3/8 x 29/32")	1	4
8			Cap, End, Side Rail, Black	1	2
9			Plug Button, Black (1")	1	2
10			T-Nut (5/16-18)	1	1
11			NLA - Screw, Socket Head (#10-32 x 1/2")	1	1
12			Bracket, Release Handle Mounting, Black	1	1
13			NLA - Screw, Hex Head w/ Patch (5/16-18 x 1/2")	1	1
14			Nut, Square (#10-32)	1	1
16			NLA - Pin, Quick Release (5" Long)	1	1
17			Locknut (1/4-20)	1	1
18			Screw, Shoulder Hex Socket Head (5/16" x 1-5/8", 1/4-20)	1	1
20			Cable/Brake Assembly	1	1
21			Screw, Phillips Pan Head (#10-32 x 11/16")	1	2
22			NLA - Washer, Lock (3/16 x 5/16 x 1/32")	1	2
23			Housing, Ratchet	1	1
24			Bearing, Glide	1	1
25			Screw, Socket Button Head (1/4-20 x 1-1/2")	1	1
26			Locknut (1/4-20)	1	1
15	C	1122675	Support, Center Mount Rigging, Black (16 - 19" D)	1	1
15	D	1136001	Support, Center Mount Rigging, Long, Black (19 - 22" D)	1	1
19	B	1121079	Cable/Brake Assembly w/ Ratchet Housing and Glide Bearing	1	1
20		1113622	Cable/Brake Assembly	1	1
21		40163X008	Screw, Phillips Pan Head (#10-32 x 11/16")	1	2
22		1028527-NLA	NLA - Washer, Lock (3/16 x 5/16 x 1/32")	1	2
23		1113389	Housing, Ratchet	1	1
24		1113383	Bearing, Glide	1	1
NOTE: A - Includes items 2-14, 16-18 and 20-26 B - Includes items 20-24 C - Support used for 16"-19" deep seats D - Support used for 19"-22" deep seats					

Center Mount Rigging Mounting Hardware

CTMT-F/CTMT-FL and CTMT-FJ Conventional and Contoura Seating



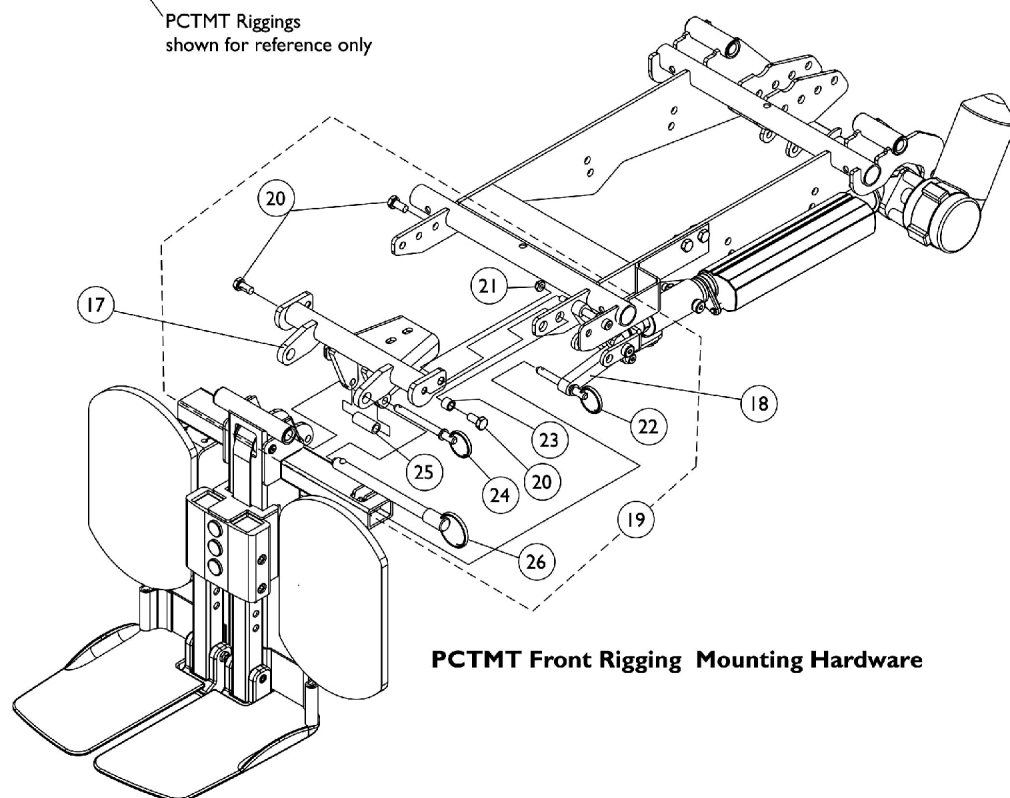
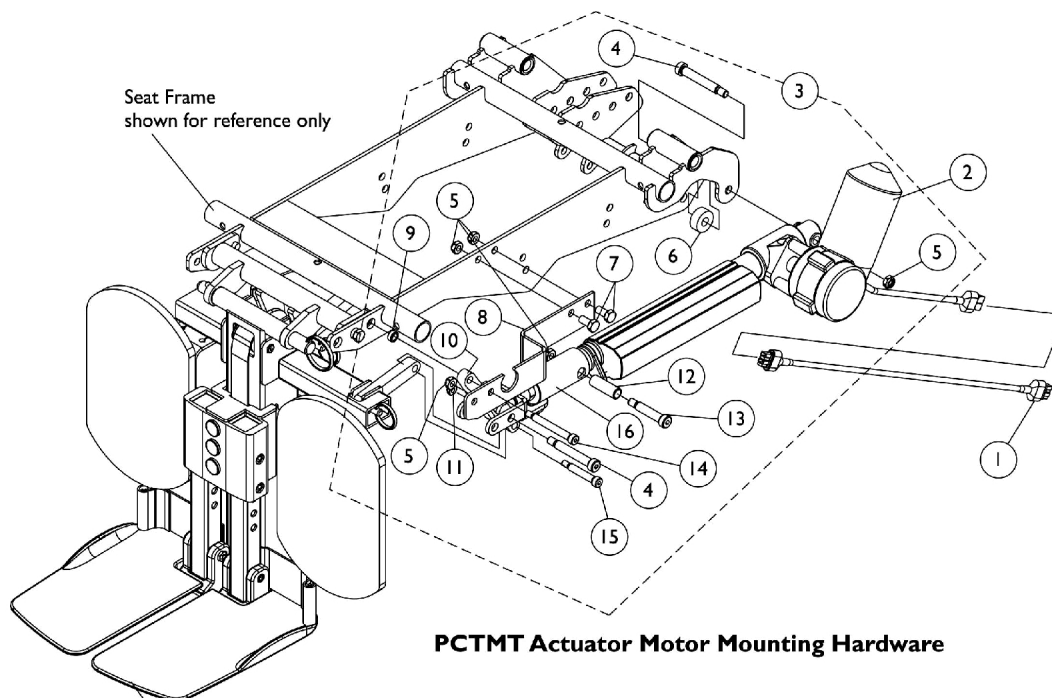
Center Mount Rigging Mounting Hardware

CTMT-F/CTMT-FL and CTMT-FJ

Conventional and Contoura Seating

Item Number	Note	Part Number	Description	Quantity Per			
				Package	Assembly		
1	A	1124701	Kit, CTMT-F/CTMT-FL/CTMT-FJ Center Mount Riggings Mounting Hardware	1	1		
2			Tie Wrap (11-1/2" L)	1	2		
3			Screw, Hex Head w/ Patch (5/16-18 x 5/8")	1	4		
4			Spacer (5/16 x 7/16 x 3/8")	1	2		
5			Block, Threaded	1	2		
6			Screw, Socket Head Cap w/ Patch (1/4-20 x 1-1/2")	1	4		
7			Spacer (1/4 x 3/8 x 29/32")	1	4		
8			Cap, End, Side Rail, Black	1	2		
9			Plug Button, Black (1")	1	2		
10			T-Nut (5/16-18)	1	1		
11			NLA - Screw, Socket Head (#10-32 x 1/2")	1	1		
12			Bracket, Release Handle Mounting, Black	1	1		
13			NLA - Screw, Hex Head w/ Patch (5/16-18 x 1/2")	1	1		
14			Nut, Square (#10-32)	1	1		
16			NLA - Pin, Quick Release (5" Long)	1	1		
17			Locknut (1/4-20)	1	1		
18			Screw, Shoulder Hex Socket Head (5/16" x 1-5/8", 1/4-20)	1	1		
20			Cable/Brake Assembly	1	1		
21			Screw, Phillips Pan Head (#10-32 x 11/16")	1	2		
22			NLA - Washer, Lock (3/16 x 5/16 x 1/32")	1	2		
23			Housing, Ratchet	1	1		
24			Bearing, Glide	1	1		
25			Screw, Socket Button Head (1/4-20 x 1-1/2")	1	1		
26			Locknut (1/4-20)	1	1		
15			B	1122675	Support, Center Mount Rigging, Black (16 - 19" D)	1	1
15				1136001	Support, Center Mount Rigging, Long, Black (19 - 22" D)	1	1
19	1121079	Cable/Brake Assembly w/ Ratchet Housing and Glide Bearing		1	1		
20	1113622	Cable/Brake Assembly		1	1		
21	40163X008	Screw, Phillips Pan Head (#10-32 x 11/16")		1	2		
22	1028527-NLA	NLA - Washer, Lock (3/16 x 5/16 x 1/32")		1	2		
23	1113389	Housing, Ratchet		1	1		
24	1113383	Bearing, Glide		1	1		
NOTE: A - Includes items 2-14, 16-18 and 20-26 B - Includes items 20-24							

Power Center Mount Rigging Mounting Hardware, PCTMT/PCTMT-L Conventional and Contoura Seating



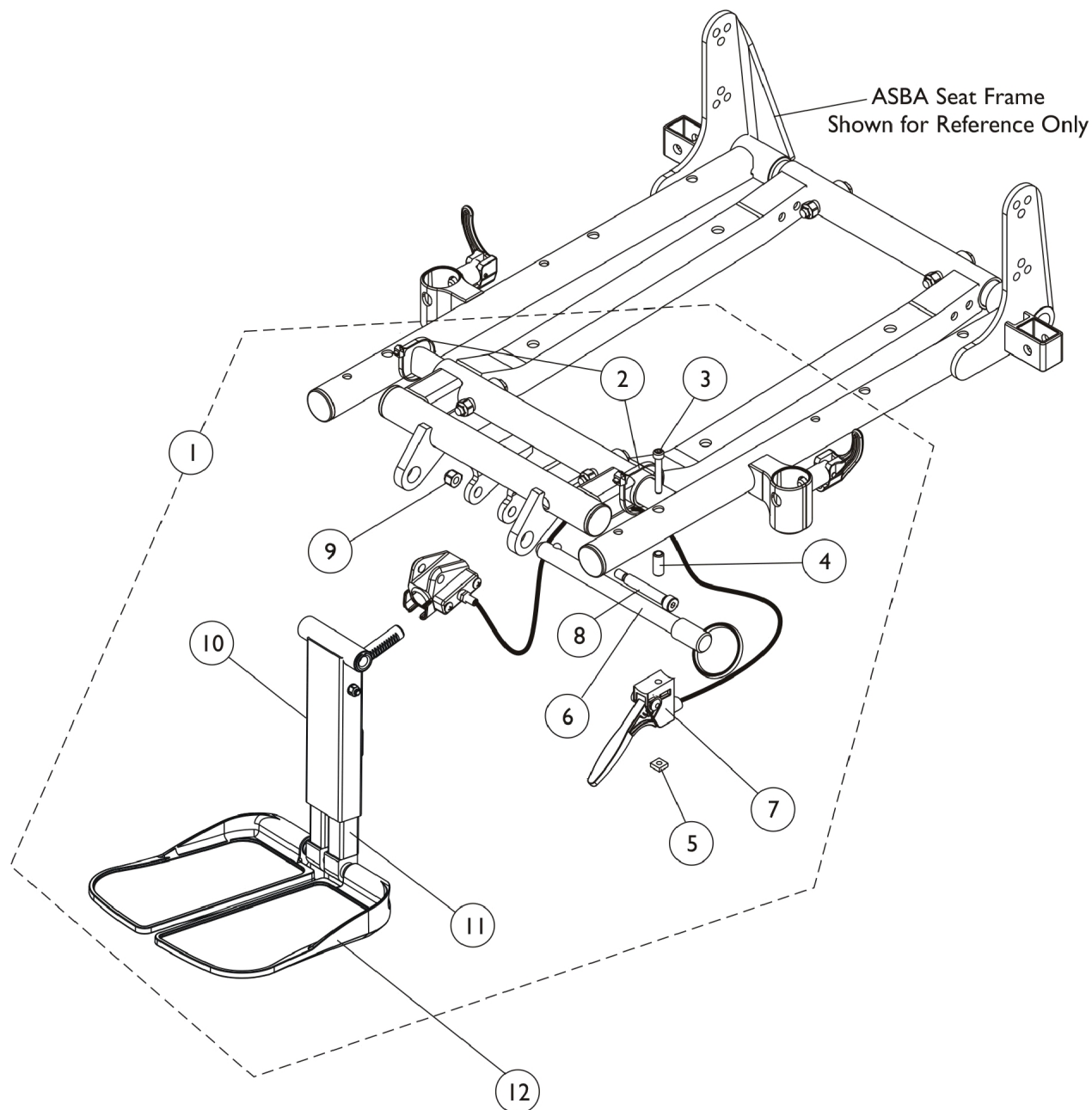
Power Center Mount Rigging Mounting Hardware, PCTMT/PCTMT-L Conventional and Contoura Seating

Item Number	Note	Part Number	Description	Quantity Per	
				Package	Assembly
1		1125783-NLA	NLA - Harness, PCTMT Actuator Extension To TRECM	1	1
2	D	1125699-NLA	NLA - Motor, PCTMT Actuator	1	1
2	C,C1,D	1146352-NLA	NLA - Motor, PCTMT Actuator - MK6i	1	1
3	A	1128351-NLA	NLA - Kit, PCTMT Actuator Motor Mounting Hardware	1	1
4			Screw, Shoulder Hex Socket (3/8 x 2", 5/16-18)	1	2
5			Locknut (5/16-18)	1	5
6			NLA - Stand-Off, Actuator Motor	1	1
7			Screw, Hex Head w/ Patch (5/16-18 x 5/8")	1	2
8			NLA - Bracket, PCTMT Mounting, Black	1	1
9			Spacer (15/32 x 5/16 x 3/16)	1	1
10			Link, Plate, Black	1	1
11			Locknut (1/4-20)	1	1
12			NLA - Bushing (3/8 x 1/2 x 1-7/16")	1	1
13			Screw, Shoulder Hex Socket Head (3/8 x 1-1/2", 5/16-18)	1	1
14			NLA - Screw, Shoulder Hex Socket Head (5/16" x 2-1/4", 1/4-20)	1	1
15			NLA - Screw, Socket Head Shoulder (5/16 x 1-1/2", 1/4-20)	1	1
16			NLA - Adjustable Clevis Rigging Assembly	1	1
17		1124706-NLA	NLA - Support, PCTMT Rigging (16"-19" D)	1	1
17		1125675-NLA	NLA - Support, PCTMT Rigging (20"-22" D)	1	1
18		1125629-NLA	NLA - Plate, Link 16"-19" Deep	1	1
18		1125659-NLA	NLA - Plate, Link 20"-22" Deep	1	1
19	B	1128352-NLA	NLA - Kit, PCTMT Rigging Mounting Hardware	1	1
20			Screw, Hex Head w/ Patch (5/16-18 x 5/8")	1	3
21			Locknut (1/4-20)	1	1
22			NLA - Pin, Quick Release (1-3/4" Long)	1	1
23			Spacer (5/16 x 7/16 x 3/8")	1	1
24			NLA - Pin, Quick Release (2-1/2" Long)	1	1
25			NLA - Tube, Drive Link	1	1
26			NLA - Pin, Quick Release (5" Long)	1	1
NOTE: A - Includes items 4-16 B - Includes items 20-26 C - For MK6i Electronics only. Includes the Actuator Motor, Bushings and the Integrated Actuator Module (IAM) attached to the motor. The IAM is not available separately. NOTE: Part # 1140035 referenced on the motor is not available, refer to part # 1146352. C1 - The Actuator Motor does not require the Actuator Extension Harness item #1 D - Includes the Actuator Motor and Bushings. NOTE: Part # 1125698 referenced on the motor is not available, refer to part # 1125699.					

Center Mount Rigging Kit CTMTJ

Elevate Only For ASBA Seating (Before 12/10/08)

For exploded assembly views of non-adjustable width footplate hardware (Before 12/1/10) refer to category titled, "Center Mount Rigging (CTMT-J/CTMT-FJ/CTMT/CTMT-F/CTMT-L/CTMT-FL) - After 12/09/08".



Center Mount Rigging Kit CTMTJ

Elevate Only For ASBA Seating

(Before 12/10/08)

For exploded assembly views of non-adjustable width footplate hardware (Before 12/1/10) refer to category titled, "Center Mount Rigging (CTMT-J/CTMT-FJ/CTMT/CTMT-F/CTMT-L/CTMT-FL) - After 12/09/08".

Item Number	Note	Part Number	Description	Quantity Per	
				Package	Assembly
1	A	1123022-NLA	NLA - Kit, Adjustable Length Junior Center Mount Rigging (9-1/2"-11" Range)	1	1
2		98007X005	Tie Wrap (11-1/2" L)	1	2
3		1028513-NLA	NLA - Screw, Socket Head (#10-32 x 1-1/4")	1	1
4		1113236-NLA	NLA - Spacer (3/16 x 5/16 x 3/4")	1	1
5		1086207	Nut, Square (#10-32)	1	1
6		1113375-NLA	NLA - Pin, Quick Release (5" Long)	1	1
7		1121079	Cable/Brake Assembly w/ Ratchet Housing and Glide Bearing	1	1
8	B	1071736	Screw, Shoulder Hex Socket Head (5/16" x 1-5/8", 1/4-20)	1	1
9		1025736	Locknut (1/4-20)	1	1
10		1118368	Instruction Sheet, Center Mount Rigging Kit	1	1
		1121990	Kit, Center Mount Front Rigging, Junior (CTMTJ/CTMT-FJ) ASBA/ADJASBA (9-1/2" - 11" Range)	1	1
			Rack, Center Mount Rigging Angle Adjustable	1	1
			Support, Footrest, Center Mount, Black - Short	1	1
			Bearing, Flange (1/2 x 13/16 x 1/2")	1	2
			Cleat, Button Head	1	2
			Screw, Socket, Button Head w/ Patch (5/16-18 x 3/4")	1	6
			Tube, Extension, Footrest, Short, Black - Right	1	1
			Tube, Extension, Footrest, Short, Black - Left	1	1
			Screw, Shoulder Hex Socket Head (5/16" x 2-1/2", 1/4-20)	1	1
			Washer (1/4 x 1/2 x 1/16")	1	1
			Locknut (1/4-20)	1	1
			NLA - Washer, Wave (17/32 x 3/4 x 1/64")	1	2
			Screw, Socket Button Head (1/4-20 x 1-1/2")	1	2
			Washer, Nylon (5/16 x 11/16 x 1/16")	1	2
			Washer (1/2 x 7/8 x 3/64")	1	2
			Spacer, Nylon (1/2 x 3/4 x 1/4")	1	8
11		See Chart	#11 Extension Tube Kits	1	1
12		See Chart	#12 Footplate Kits	1	1
NOTE: A - Includes items 2-11 and instruction sheet. B - Not shown.					

Center Mount Rigging Kit CTMTJ

Elevate Only For ASBA Seating (Before 12/10/08)

For exploded assembly views of non-adjustable width footplate hardware (Before 12/1/10) refer to category titled, "Center Mount Rigging (CTMT-J/CTMT-FJ/CTMT/CTMT-F/CTMT-L/CTMT-FL) - After 12/09/08".

#11 Extension Tube Kits

Front Rigging Side	Short 9-1/2" - 11" Range
Right	1170677 See Note(s) A
Left	1170678 See Note(s) A
NOTE: A - The Extension Tube Kits are used for adjustable width footplate hardware only.	

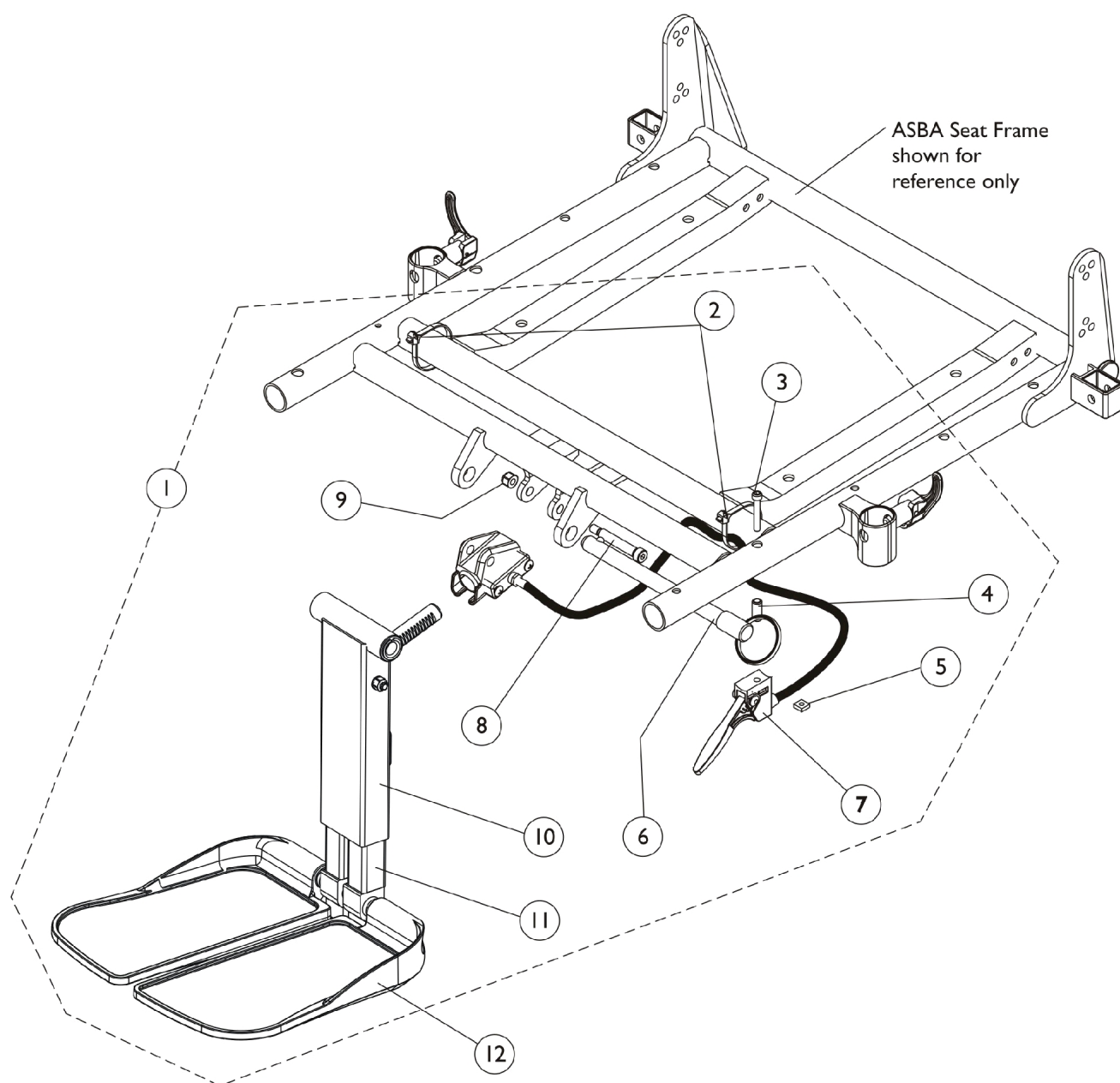
#12 Footplate Kits

Footplate Side	Small 5-1/4" W x 7-1/2" L	Medium 5-1/2" W x 9-1/2" L	Large 5-7/8" W x 11-1/2" L
Right	1170683 See Note(s) A	1170685 See Note(s) A	1170687 See Note(s) A
Left	1170684 See Note(s) A	1170686 See Note(s) A	1170688 See Note(s) A
NOTE: A - The footplate mounting hardware included is for adjustable width only.			

Front Rigging - Center Mount Rigging Kit (CTMT/CTMT-L)

Elevate Only For ASBA Seats (Before 12/10/08)

For exploded assembly views of non-adjustable width footplate hardware (Before 12/1/10) refer to category titled, "Center Mount Rigging (CTMT-J/CTMT-FJ/CTMT/CTMT-F/CTMT-L/CTMT-FL) - After 12/09/08".



Front Rigging - Center Mount Rigging Kit (CTMT/CTMT-L)

Elevate Only For ASBA Seats (Before 12/10/08)

For exploded assembly views of non-adjustable width footplate hardware (Before 12/1/10) refer to category titled, "Center Mount Rigging (CTMT-J/CTMT-FJ/CTMT/CTMT-F/CTMT-L/CTMT-FL) - After 12/09/08".

Item Number	Note	Part Number	Description	Quantity Per	
				Package	Assembly
1	B,C	1121009-NLA	NLA - Kit, Adjustable Length Center Mount Rigging (11"-15" Range)	1	1
1	A,B,C	1121010-NLA	NLA - Kit, Adjustable Length Center Mount Rigging (14"-18" Range)	1	1
2		98007X005	Tie Wrap (11-1/2" L)	1	2
3		1028513-NLA	NLA - Screw, Socket Head (#10-32 x 1-1/4")	1	1
4		1113236-NLA	NLA - Spacer (3/16 x 5/16 x 3/4")	1	1
5		1086207	Nut, Square (#10-32)	1	1
6		1113375-NLA	NLA - Pin, Quick Release (5" Long)	1	1
7		1121079	Cable/Brake Assembly w/ Ratchet Housing and Glide Bearing	1	1
8		1071736	Screw, Shoulder Hex Socket Head (5/16" x 1-5/8", 1/4-20)	1	1
9		1025736	Locknut (1/4-20)	1	1
	D	1118368	Instruction Sheet, Center Mount Rigging Kit	1	1
10		1117262	Kit, Center Mount Front Rigging (CTMT) (CTMT-F), ASBA/ADJASBA (11" - 15" Range)	1	1
			Rack, Center Mount Rigging Angle Adjustable	1	1
			Support, Footrest, Center Mount, Black - Regular	1	1
			Bearing, Flange (1/2 x 13/16 x 1/2")	1	2
			Cleat, Button Head	1	2
			Screw, Socket, Button Head w/ Patch (5/16-18 x 3/4")	1	6
			Tube, Extension, Footrest, Medium, Black - Right	1	1
			Tube, Extension, Footrest, Medium, Black - Left	1	1
			Screw, Shoulder Hex Socket Head (5/16" x 2-1/2", 1/4-20)	1	1
			Washer (1/4 x 1/2 x 1/16")	1	1
			Locknut (1/4-20)	1	1
			NLA - Washer, Wave (17/32 x 3/4 x 1/64")	1	2
			Screw, Socket Button Head (1/4-20 x 1-1/2")	1	2
			Washer, Nylon (5/16 x 11/16 x 1/16")	1	2
			Washer (1/2 x 7/8 x 3/64")	1	2
			Spacer, Nylon (1/2 x 3/4 x 1/4")	1	8
10		1117263	Kit, Center Mount Front Rigging (CTMT-L) (CTMT-FL), ASBA/ADJASBA (14" - 18" Range)	1	1
			Rack, Center Mount Rigging Angle Adjustable	1	1
			Support, Footrest, Center Mount, Black - Regular	1	1
			Bearing, Flange (1/2 x 13/16 x 1/2")	1	2
			Cleat, Button Head	1	2
			Screw, Socket, Button Head w/ Patch (5/16-18 x 3/4")	1	6

Front Rigging - Center Mount Rigging Kit (CTMT/CTMT-L)

Elevate Only For ASBA Seats (Before 12/10/08)

For exploded assembly views of non-adjustable width footplate hardware (Before 12/1/10) refer to category titled, "Center Mount Rigging (CTMT-J/CTMT-FJ/CTMT/CTMT-F/CTMT-L/CTMT-FL) - After 12/09/08".

Item Number	Note	Part Number	Description	Quantity Per	
				Package	Assembly
			Tube, Extension, Footrest, Long, Black - Right	1	1
			Tube, Extension, Footrest, Long, Black - Left	1	1
			Screw, Shoulder Hex Socket Head (5/16" x 2-1/2", 1/4-20)	1	1
			Washer (1/4 x 1/2 x 1/16")	1	1
			Locknut (1/4-20)	1	1
			NLA - Washer, Wave (17/32 x 3/4 x 1/64")	1	2
			Screw, Socket Button Head (1/4-20 x 1-1/2")	1	2
			Washer, Nylon (5/16 x 11/16 x 1/16")	1	2
			Washer (1/2 x 7/8 x 3/64")	1	2
			Spacer, Nylon (1/2 x 3/4 x 1/4")	1	8
11		See Chart	#11 Extension Tube Kits After 12/14/10	1	1
12		See Chart	#12 Footplate Kits After 12/14/10	1	1
NOTE: A - Not available for low seat-to-floor models. B - Includes items 2-11 and instruction sheet. C - As of 12/15/10 item #10 was revised to accommodate adjustable width footplate hardware. If footplates are needed see item #12. D - Not Shown.					

Front Rigging - Center Mount Rigging Kit (CTMT/CTMT-L)

Elevate Only For ASBA Seats (Before 12/10/08)

For exploded assembly views of non-adjustable width footplate hardware (Before 12/1/10) refer to category titled, "Center Mount Rigging (CTMT-J/CTMT-FJ/CTMT/CTMT-F/CTMT-L/CTMT-FL) - After 12/09/08".

#11 Extension Tube Kits After 12/14/10

Front Rigging Side	Medium 11" - 15" Range	Long 14" - 18" Range
Right	1170679 See Note(s) A	1170681 See Note(s) A
Left	1170680 See Note(s) A	1170682 See Note(s) A

NOTE: A - The Extension Tube Kits are used for adjustable width footplate hardware only.

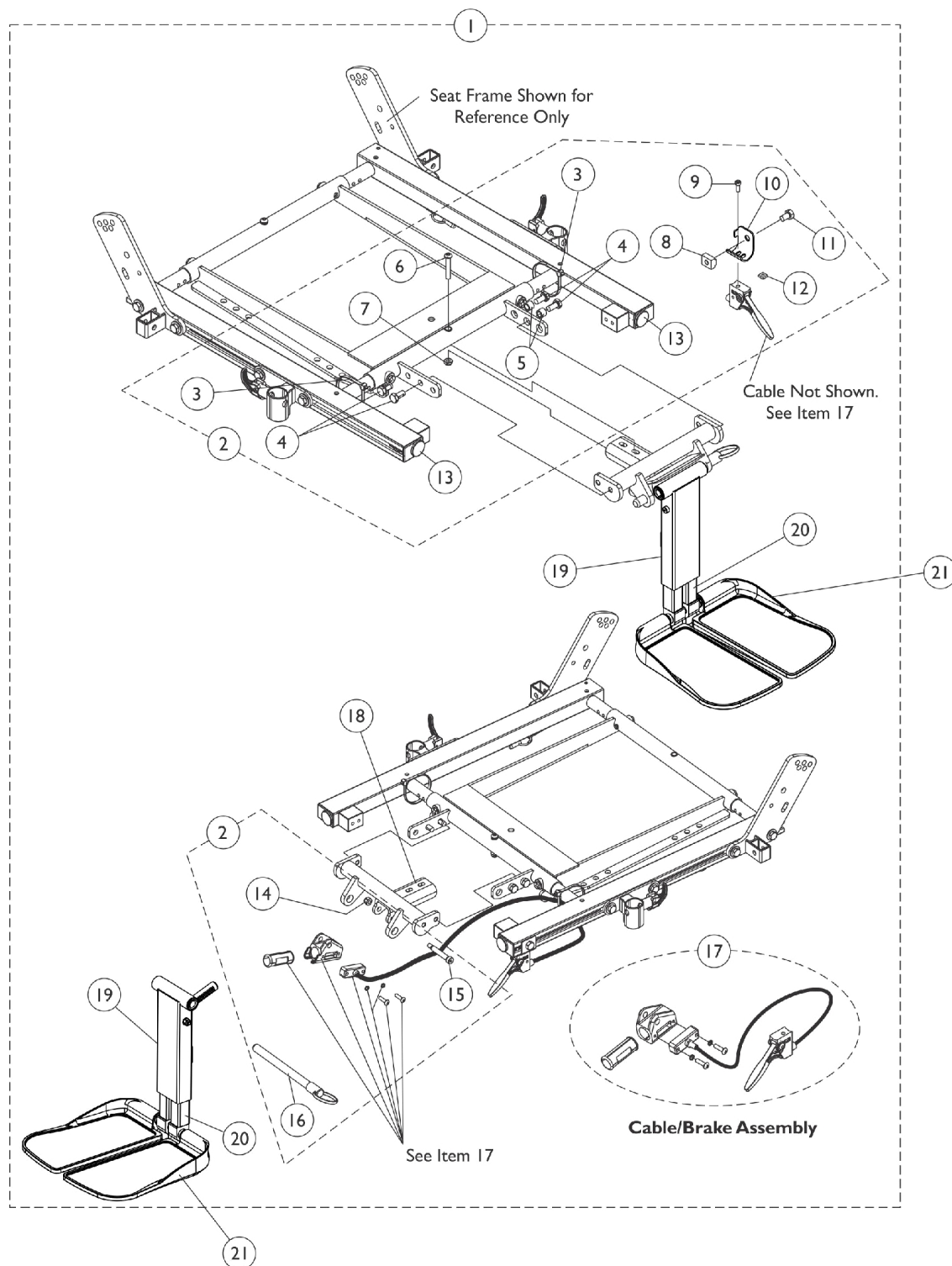
#12 Footplate Kits After 12/14/10

Footplate Side	Small 5-1/4" W x 7-1/2" L	Medium 5-1/2" W x 9-1/2" L	Large 5-7/8" W x 11-1/2" L
Right	1170683 See Note(s) A	1170685 See Note(s) A	1170687 See Note(s) A
Left	1170684 See Note(s) A	1170686 See Note(s) A	1170688 See Note(s) A

NOTE: A - The footplate mounting hardware included is for adjustable width only.

Center Mount Rigging Kit, CTMT-F/CTMT-FL/CTMT-FJ (Elevate Only For ADJASBA Stg. After 7/4/05 - 12/09/08), Conv. & Contoura Seating

For exploded assembly views of non-adjustable width footplate hardware (Before 12/1/10) refer to category titled, "Center Mount Rigging (CTMT-J/CTMT-FJ/CTMT/CTMT-F/CTMT-L/CTMT-FL) - After 12/09/08".



Center Mount Rigging Kit, CTMT-F/CTMT-FL/CTMT-FJ (Elevate Only For ADJASBA Stg. After 7/4/05 - 12/09/08), Conv. & Contoura Seating

For exploded assembly views of non-adjustable width footplate hardware (Before 12/1/10) refer to category titled, "Center Mount Rigging (CTMT-J/CTMT-FJ/CTMT/CTMT-F/CTMT-L/CTMT-FL) - After 12/09/08".

Item Number	Note	Part Number	Description	Quantity Per	
				Package	Assembly
1	A,C	1129453-NLA	NLA - Kit, Center Mount Rigging (CTMT-F 11"-15" Range & 16"-19" Seat Depths)	1	1
1	A,C	1129454-NLA	NLA - Kit, Center Mount Rigging (CTMT-FL 14"-18" Range & 16"-19" Seat Depths)	1	1
1	A,C	1129455-NLA	NLA - Kit, Center Mount Rigging (CTMT-FJ 9-1/2"-11" Range & 16"-19" Seat Depths)	1	1
1	A,C	1134118-NLA	NLA - Kit, Center Mount Rigging (CTMT-F 11"-15" Range & 19"-22" Seat Depths)	1	1
1	A,C	1134119-NLA	NLA - Kit, Center Mount Rigging (CTMT-FL 14"-18" Range & 19"-22" Seat Depths)	1	1
1	A,C	1134120-NLA	NLA - Kit, Center Mount Rigging (CTMT-FJ 9-1/2"-11" Range & 19"-22" Seat Depths)	1	1
2	B	1129451-NLA	NLA - Kit, CTMT-F/CTMT-FL/CTMT-FJ Center Mount Riggings Mounting Hardware	1	1
3			Tie Wrap (11-1/2" L)	1	2
4			Screw, Hex Head w/ Patch (5/16-18 x 5/8")	1	4
5			Spacer (5/16 x 7/16 x 3/8")	1	2
6			Screw, Socket Button Head (1/4-20 x 1-1/2")	1	1
7			Locknut (1/4-20)	1	1
8			T-Nut (5/16-18)	1	1
9			NLA - Screw, Socket Head (#10-32 x 1/2")	1	1
10			Bracket, Release Handle Mounting, Black	1	1
11			NLA - Screw, Hex Head w/ Patch (5/16-18 x 1/2")	1	1
12			Nut, Square (#10-32)	1	1
13			Plug Button, Black (1")	1	2
14			Locknut (1/4-20)	1	1
15			Screw, Shoulder Hex Socket Head (5/16" x 1-5/8", 1/4-20)	1	1
16			NLA - Pin, Quick Release (5" Long)	1	1
17		1121079	Cable/Brake Assembly w/ Ratchet Housing and Glide Bearing	1	1
18		1122675	Support, Center Mount Rigging, Black (16 - 19" D)	1	1
18		1136001	Support, Center Mount Rigging, Long, Black (19 - 22" D)	1	1
	D	1129450-NLA	NLA - Instruction Sheet, Center Mount Rigging Kit For ADJASBA Seats	1	1
19		1117262	Kit, Center Mount Front Rigging (CTMT) (CTMT-F), ASBA/ADJASBA (11" - 15" Range)	1	1
			Rack, Center Mount Rigging Angle Adjustable	1	1
			Support, Footrest, Center Mount, Black - Regular	1	1
			Bearing, Flange (1/2 x 13/16 x 1/2")	1	2
			Cleat, Button Head	1	2

Center Mount Rigging Kit, CTMT-F/CTMT-FL/CTMT-FJ (Elevate Only For ADJASBA Stg. After 7/4/05 - 12/09/08), Conv. & Contoura Seating

For exploded assembly views of non-adjustable width footplate hardware (Before 12/1/10) refer to category titled, "Center Mount Rigging (CTMT-J/CTMT-FJ/CTMT/CTMT-F/CTMT-L/CTMT-FL) - After 12/09/08".

Item Number	Note	Part Number	Description	Quantity Per	
				Package	Assembly
19		1117263	Screw, Socket, Button Head w/ Patch (5/16-18 x 3/4")	1	6
			Tube, Extension, Footrest, Medium, Black - Right	1	1
			Tube, Extension, Footrest, Medium, Black - Left	1	1
			Screw, Shoulder Hex Socket Head (5/16" x 2-1/2", 1/4-20)	1	1
			Washer (1/4 x 1/2 x 1/16")	1	1
			Locknut (1/4-20)	1	1
			NLA - Washer, Wave (17/32 x 3/4 x 1/64")	1	2
			Screw, Socket Button Head (1/4-20 x 1-1/2")	1	2
			Washer, Nylon (5/16 x 11/16 x 1/16")	1	2
			Washer (1/2 x 7/8 x 3/64")	1	2
			Spacer, Nylon (1/2 x 3/4 x 1/4")	1	8
			Kit, Center Mount Front Rigging (CTMT-L) (CTMT-FL), ASBA/ADJASBA (14" - 18" Range)	1	1
			Rack, Center Mount Rigging Angle Adjustable	1	1
			Support, Footrest, Center Mount, Black - Regular	1	1
			Bearing, Flange (1/2 x 13/16 x 1/2")	1	2
			Cleat, Button Head	1	2
			Screw, Socket, Button Head w/ Patch (5/16-18 x 3/4")	1	6
			Tube, Extension, Footrest, Long, Black - Right	1	1
			Tube, Extension, Footrest, Long, Black - Left	1	1
			Screw, Shoulder Hex Socket Head (5/16" x 2-1/2", 1/4-20)	1	1
19		1121990	Washer (1/4 x 1/2 x 1/16")	1	1
			Locknut (1/4-20)	1	1
			NLA - Washer, Wave (17/32 x 3/4 x 1/64")	1	2
			Screw, Socket Button Head (1/4-20 x 1-1/2")	1	2
			Washer, Nylon (5/16 x 11/16 x 1/16")	1	2
			Washer (1/2 x 7/8 x 3/64")	1	2
			Spacer, Nylon (1/2 x 3/4 x 1/4")	1	8
			Kit, Center Mount Front Rigging, Junior (CTMTJ/CTMT-FJ) ASBA/ADJASBA (9-1/2" - 11" Range)	1	1
			Rack, Center Mount Rigging Angle Adjustable	1	1
			Support, Footrest, Center Mount, Black - Short	1	1
			Bearing, Flange (1/2 x 13/16 x 1/2")	1	2
			Cleat, Button Head	1	2
			Screw, Socket, Button Head w/ Patch (5/16-18 x 3/4")	1	6

Center Mount Rigging Kit, CTMT-F/CTMT-FL/CTMT-FJ (Elevate Only For ADJASBA Stg. After 7/4/05 - 12/09/08), Conv. & Contoura Seating

For exploded assembly views of non-adjustable width footplate hardware (Before 12/1/10) refer to category titled, "Center Mount Rigging (CTMT-J/CTMT-FJ/CTMT/CTMT-F/CTMT-L/CTMT-FL) - After 12/09/08".

Item Number	Note	Part Number	Description	Quantity Per	
				Package	Assembly
			Tube, Extension, Footrest, Short, Black - Right	1	1
			Tube, Extension, Footrest, Short, Black - Left	1	1
			Screw, Shoulder Hex Socket Head (5/16" x 2-1/2", 1/4-20)	1	1
			Washer (1/4 x 1/2 x 1/16")	1	1
			Locknut (1/4-20)	1	1
			NLA - Washer, Wave (17/32 x 3/4 x 1/64")	1	2
			Screw, Socket Button Head (1/4-20 x 1-1/2")	1	2
			Washer, Nylon (5/16 x 11/16 x 1/16")	1	2
			Washer (1/2 x 7/8 x 3/64")	1	2
			Spacer, Nylon (1/2 x 3/4 x 1/4")	1	8
20		See Chart	#20 Extension Tube Kits After 12/14/10	1	1
21		See Chart	#21 Footplate Kits After 12/14/10	1	1
NOTE: A - Includes items 1, 2, 17-20 and the Instruction Sheet B - Includes items 3-16 C - As of 12/15/10 item #19 was revised to accommodate adjustable width footplate hardware. If footplates are needed see item #21. D - Not Shown					

#20 Extension Tube Kits After 12/14/10

Front Rigging Side	Short 9-1/2" - 11" Range	Medium 11" - 15" Range	Long 14" - 18" Range
Right	1170677 See Note(s) A	1170679 See Note(s) A	1170681 See Note(s) A
Left	1170678 See Note(s) A	1170680 See Note(s) A	1170682 See Note(s) A
NOTE: A - The Extension Tube Kits are used for adjustable width footplate hardware only.			

#21 Footplate Kits After 12/14/10

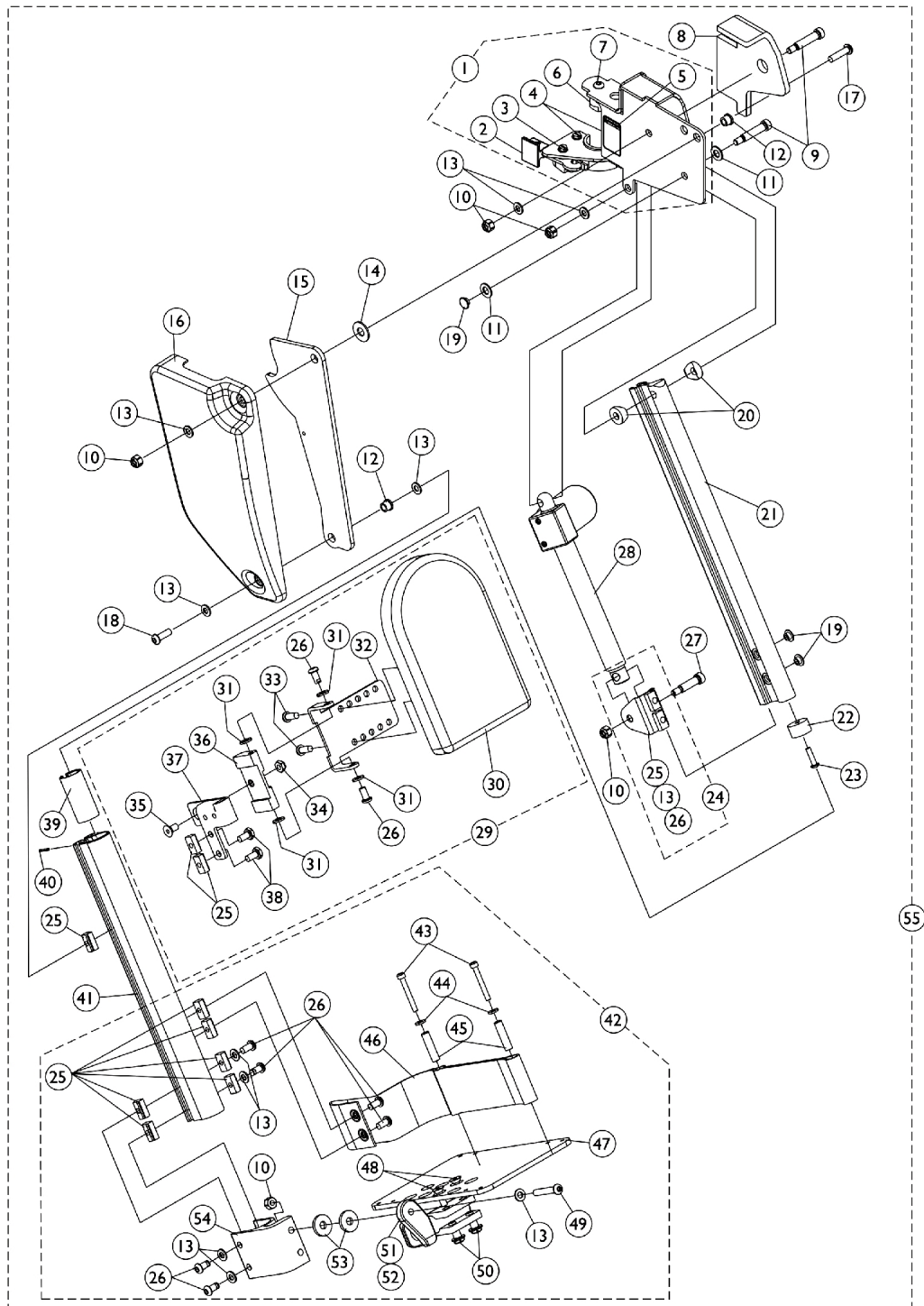
Footplate Side	Small 5-1/4" W x 7-1/2" L	Medium 5-1/2" W x 9-1/2" L	Large 5-7/8" W x 11-1/2" L
Right	1170683 See Note(s) A	1170685 See Note(s) A	1170687 See Note(s) A
Left	1170684 See Note(s) A	1170686 See Note(s) A	1170688 See Note(s) A

Center Mount Rigging Kit, CTMT-F/CTMT-FL/CTMT-FJ (Elevate Only For ADJASBA Stg. After 7/4/05 - 12/09/08), Conv. & Contoura Seating

For exploded assembly views of non-adjustable width footplate hardware (Before 12/1/10) refer to category titled, "Center Mount Rigging (CTMT-J/CTMT-FJ/CTMT/CTMT-F/CTMT-L/CTMT-FL) - After 12/09/08".

NOTE: A - The footplate mounting hardware included is for adjustable width only.
--

Power Articulating Legrest ELRPW/ELRPW22



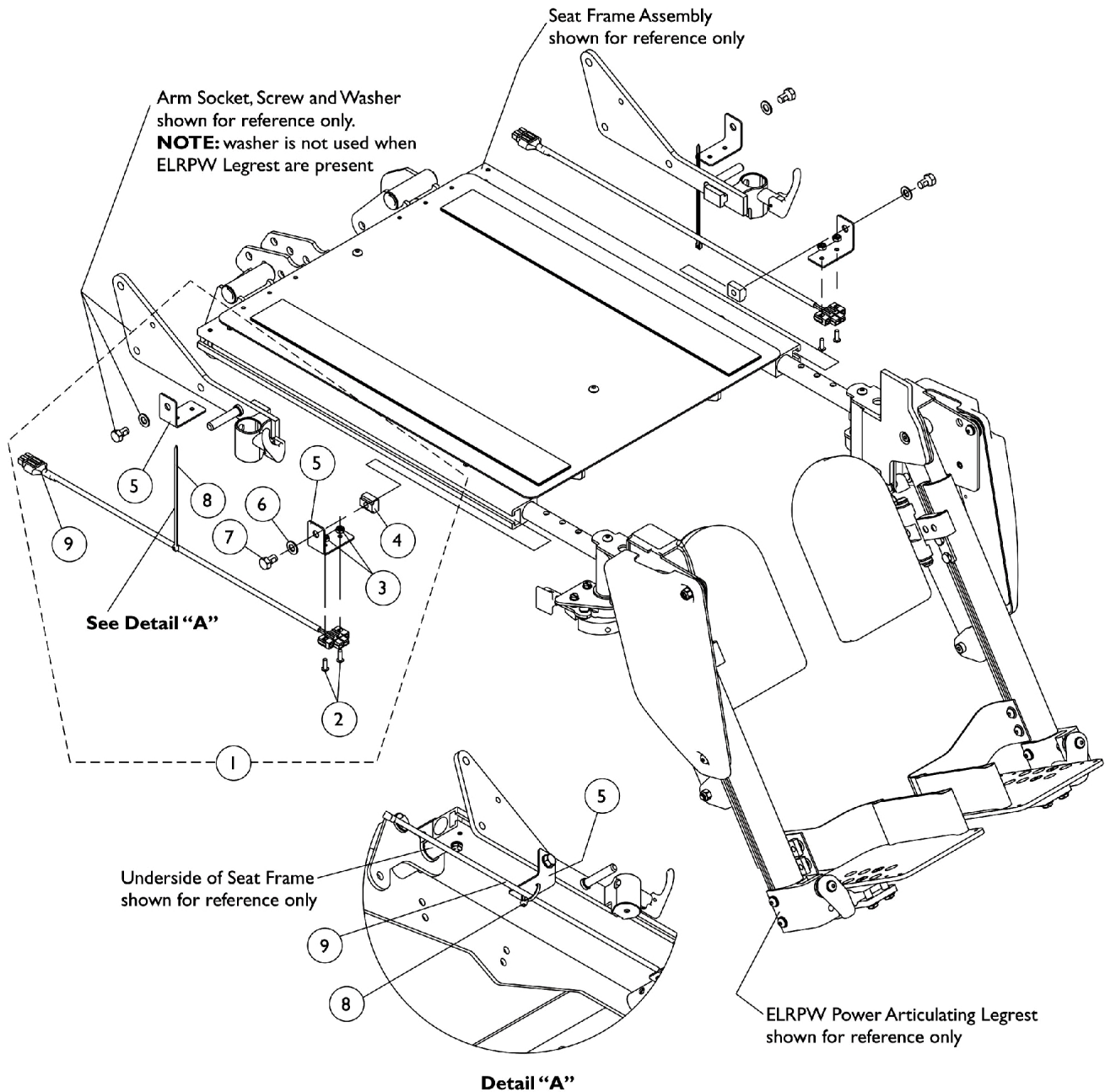
Power Articulating Legrest ELRPW/ELRPW22

Item Number	Note	Part Number	Description	Quantity Per	
				Package	Assembly
1	A	1125436	Legrest Support Assembly, Sector, Black - Right	1	1
1	A	1125437	Legrest Support Assembly, Sector, Black - Left	1	1
2		1025454	Housing, Latch - Right	1	1
2		1025455	Housing, Latch - Left	1	1
3		1017423	Screw, Slotted Hex Washer Head w/ Patch (#10-32 x 1/2")	1	1
4		1025451	Screw, Slotted Hex Washer Head (#10-32 x 5/8")	1	2
5		1079203	Decal, Warning Pinch Point	1	1
6		1099685	Plug, Pivot	1	1
7		1091870	Screw, Socket Button Head w/ Patch (1/4-20 x 3/4")	1	1
8		1125433	Pad, Cushion - Right	1	1
8		1125434	Pad, Cushion - Left	1	1
9		1025351-NLA	NLA - Screw, Shoulder Hex Socket Head (5/16" x 1-1/4", 1/4-20)	1	2
10		1025736	Locknut (1/4-20)	1	5
11		1025704	Washer, Flat (5/16 x 5/8 x 1/16")	1	1
12		1099671	Bearing, Flange (1/4 x 5/16" Long)	1	2
13		1026907	Washer (1/4 x 1/2 x 1/16")	1	12
14		1012371-NLA	NLA - Washer, Nylon (3/8 x 7/8 x 1/16")	1	1
15		1125424	Plate, Pivot	1	1
16		1110746	Cover, Legrest Support - Right	1	1
16		1110747	Cover, Legrest Support - Left	1	1
17		1009837	Screw, Socket Button Head (1/4-20 x 1")	1	1
18		1091870	Screw, Socket Button Head w/ Patch (1/4-20 x 3/4")	1	1
19		1101883	Glide	1	2
20		0175600	Spacer, Coved (5/16 x 3/4 x 3/8")	1	2
21		1110741	Extrusion, Internal Slide (14-1/4" L)	1	1
22		1099702	Glide, Internal	1	1
23		1018846	Screw, Socket Button Head (#10-24 x 3/4")	1	1
24	B	1110972	Actuator Motor Bracket Assembly	1	1
25		1082699	T-Nut (1/4-20)	1	11
26		1100023	Screw, Button Head w/ Patch (1/4-20 x 1/2")	1	10
27		1087417-NLA	NLA - Screw, Shoulder Hex Socket Head (5/16" x 1", 1/4-20)	1	1
28		1110724	Motor, Actuator - Right	1	1
28		1110725	Motor, Actuator - Left	1	1
29	C	8881110977	Calf Pad Assembly with Hardware - Right	1	1
29	C	8881111715	Calf Pad Assembly with Hardware - Left	1	1
30		88804529X003	Pad, Legrest, Vinyl - Right	1	1
30		88804529X004	Pad, Legrest, Vinyl - Left	1	1
	D,F	1110748-NLA	NLA - Hardware, Calf Pad Bracket	1	1
31		1026033	Washer, Nylon (1/4 x 1/2 x 1/16")	1	4
32		1099700-NLA	NLA - Bracket, Calf Pad Mounting, Black	1	1
33		1029157	Screw, Phillips Pan Head w/Patch (#10-32 x 7/8")	1	2
34		1025765	Locknut (1/4-28)	1	1

Power Articulating Legrest ELRPW/ELRPW22

Item Number	Note	Part Number	Description	Quantity Per	
				Package	Assembly
35		1074191-NLA	NLA - Screw, Socket Flat Head (1/4-28 x 1/2")	1	1
36		1099690-NLA	NLA - Block, Calf Pad	1	1
37		1111716	Bracket, Calf Pad Block Mounting, Black - Right	1	1
37		1111717	Bracket, Calf Pad Block Mounting, Black - Left	1	1
38		1078214	Screw, Hex Head w/ Patch (1/4-20 x 1/2")	1	2
39		1110742	Bushing, Sleeve	1	1
40		1079151-NLA	NLA - Pin, Roll (5/64 x 5/8")	1	1
41		1121026	Extrusion, External (12-1/2" L) (ELRPW22 Before 7/22/04) and (ELRPW20 After 7/21/04)	1	1
41		1125435	Extrusion, External - ELRPW22 (14-1/2" L)	1	1
42	E	1101114	Footplate Assembly, Adjustable Angle, Black - Right (5-1/4" W)	1	1
42	E	1101115	Footplate Assembly, Adjustable Angle, Black - Left (5-1/4" W)	1	1
43		1023965-NLA	NLA - Screw, Socket Head (#10-32 x 1-1/2")	1	2
44		1028516	Washer, Steel (3/16 x 7/16 x 1/16")	1	2
45		1015629-NLA	NLA - Bushing	1	2
46		1101268	Heel Loop Assembly - Right	1	1
46		1101269	Heel Loop Assembly - Left	1	1
47		1060427-NLA	NLA - Footplate, Adjustable Angle, Large, Black (5-1/4" W x 8" L)	1	1
48		1029545	Screw, Socket Flat Head (1/4-20 x 3/4")	1	2
49		1008495	Screw, Socket Button Head (1/4-20 x 1-1/2")	1	1
50		1082686	Nut, Barrel, Hex Head (1/4-20 x 11/16")	1	2
51		1052102	Hinge, Footplate - Right	1	1
51		1052103	Hinge, Footplate - Left	1	1
52		1048816	Screw, Nylon Adjustment (1/2-13 x 7/8")	1	1
53		1016301	Washer, Nylon (5/16 x 7/8 x 1/8")	1	2
54		1099678	Extrusion, Footplate Adapter	1	1
55	G	1126091	Legrest Assembly, Power Articulating, Sector, Black (13 - 20" Range) - Right	1	1
55	G	1126092	Legrest Assembly, Power Articulating, Sector, Black (13 - 20" Range) - Left	1	1
55	G	1126093	Legrest Assembly, Power Articulating, Sector, Black (15 - 22" Range) - Right	1	1
55	G	1126094	Legrest Assembly, Power Articulating, Sector, Black (15 - 22" Range) - Left	1	1
NOTE: A - Includes items 2-7 B - Includes items 13, 25 and 26 C - Includes Items 25, 26 and 30-38 D - Includes Items 25, 26, 31-36, 38 E - Includes Items 10, 13, 25, 26 and 43-54 F - Not Shown G - Includes items 1, 8-23, 24, 27, 28, 29, 39-41 and 42					

Power Articulating Legrest ELRPW/ELRPW22 Harnesses and Hardware



Power Articulating Legrest ELRPW/ELRPW22 Harnesses and Hardware

Item Number	Note	Part Number	Description	Quantity Per	
				Package	Assembly
1	A,B	1125679-NLA	NLA - Kit, ELRPW Power Articulating Legrest Harnesses and Mounting Hardware (Pair)	1	1
2			NLA - Screw, Socket Head (#8-32 x 5/8")	1	4
3			Locknut (#8-32)	1	4
4			T-Nut (5/16-18)	1	2
5			NLA - Bracket, Wire Harness, Black	1	4
6			Washer, Flat (5/16 x 5/8 x 1/16")	1	2
7			NLA - Screw, Hex Head w/ Patch (5/16-18 x 1/2")	1	2
8			Tie Wrap (5-5/8" L)	1	2
9			NLA - Harness, ELRPW Power Legrest - Right	1	1
9			NLA - Harness, ELRPW Power Legrest - Left	1	1
<p>NOTE: A - Includes items 2-9. Kit used for MK5 Electronics. For chairs equipped with MK6i Electronics, refer to the MK6i Electronics Parts Catalog under page titled "Dual Legs Integrated Actuator Module (DLIAM) MK6i & Legrest Harnesses For ELRPW Front Riggings".</p> <p>B - On 2/28/07 the Dual Leg Actuator Module (DLIAM) harness cable that plugs into item #9 ELRPW Power Legrest Harness Assembly was lengthened from approximately 3" to 20" long to eliminate the need for the ELRPW Power Legrest Harness Assemblies</p>					

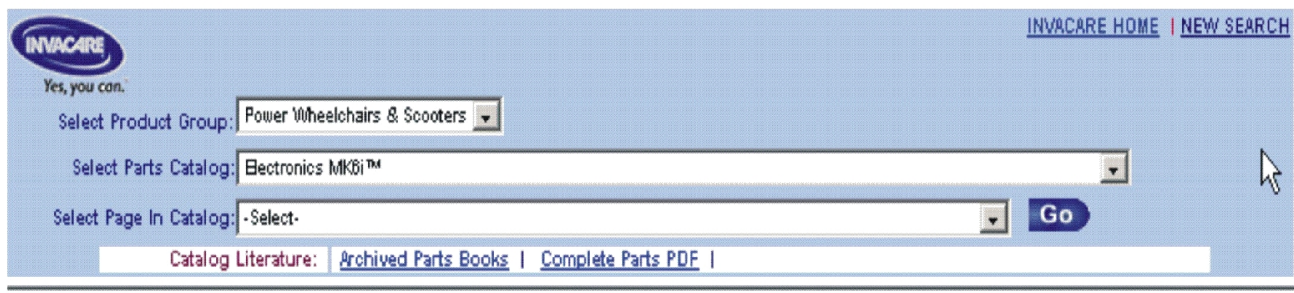
MK6i Electronics

If you are looking for **MK6i™ Electronics** introduced to the Formula TRE Powered Seating System for TDX Powered Wheelchairs on or about 10/9/06

The parts catalog information is now divided into three separate catalogs.

Web Page

The MK6i™ Electronics information can be found on the Invacare web page by selecting “Electronics MK6i™” in the “Select Parts Catalog” drop down menu.



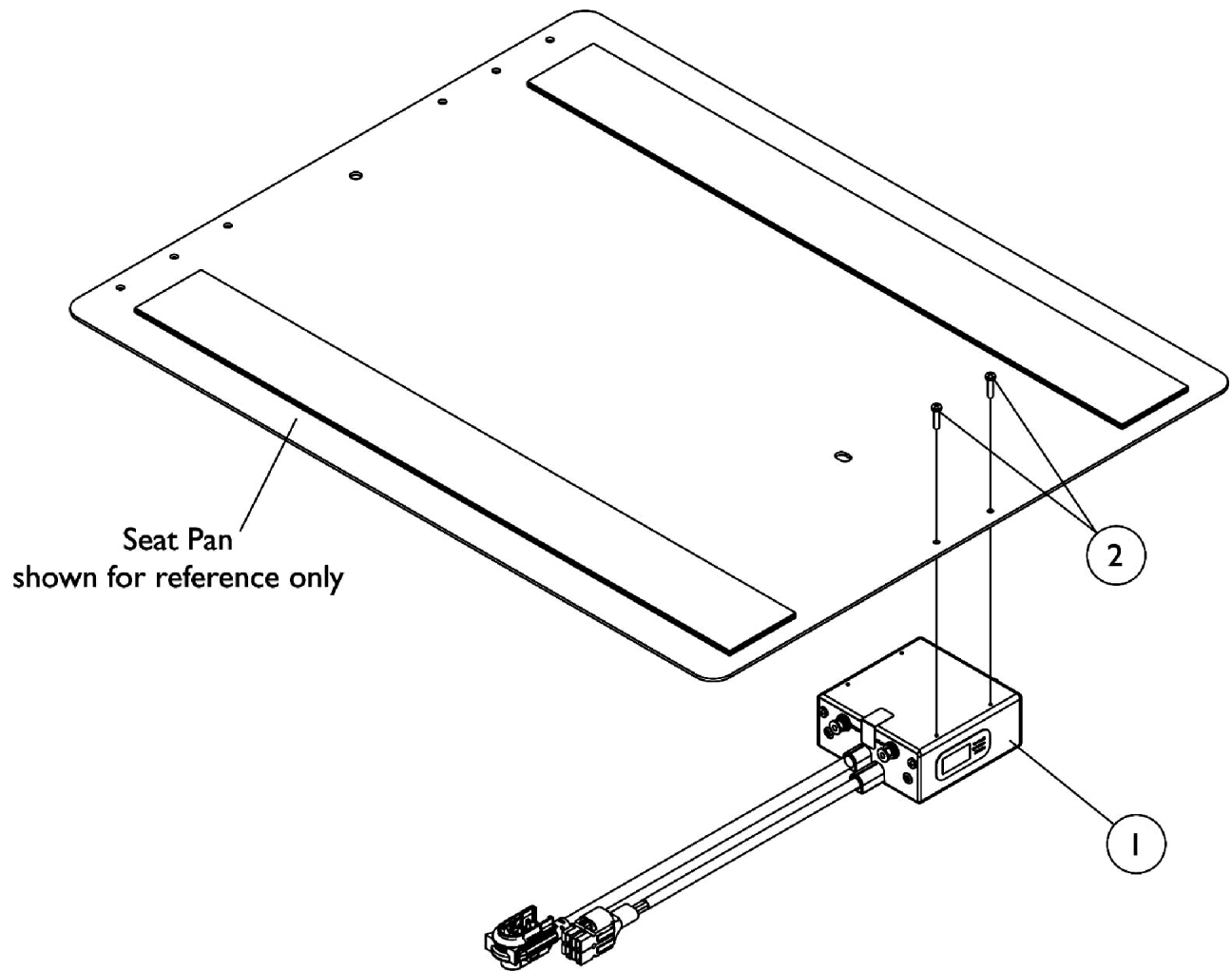
The screenshot shows the Invacare website's parts catalog search interface. At the top left is the Invacare logo with the tagline "Yes, you can." To the right are links for "INVACARE HOME" and "NEW SEARCH". Below the logo are three dropdown menus: "Select Product Group:" with "Power Wheelchairs & Scooters" selected, "Select Parts Catalog:" with "Electronics MK6i™" selected, and "Select Page In Catalog:" with "-Select-" selected. A blue "Go" button is to the right of the third dropdown. At the bottom, there is a "Catalog Literature:" section with links for "Archived Parts Books" and "Complete Parts PDF".

Printed Catalog

The MK6i™ Electronics information can be found in printed copy at our Literature Fulfillment Center listed under form # 06-110 and titled “MK6i™ Electronics”.

Dual Legs Integrated Actuator Module (DLIAM) MK6i

For ELRPW Front Riggings

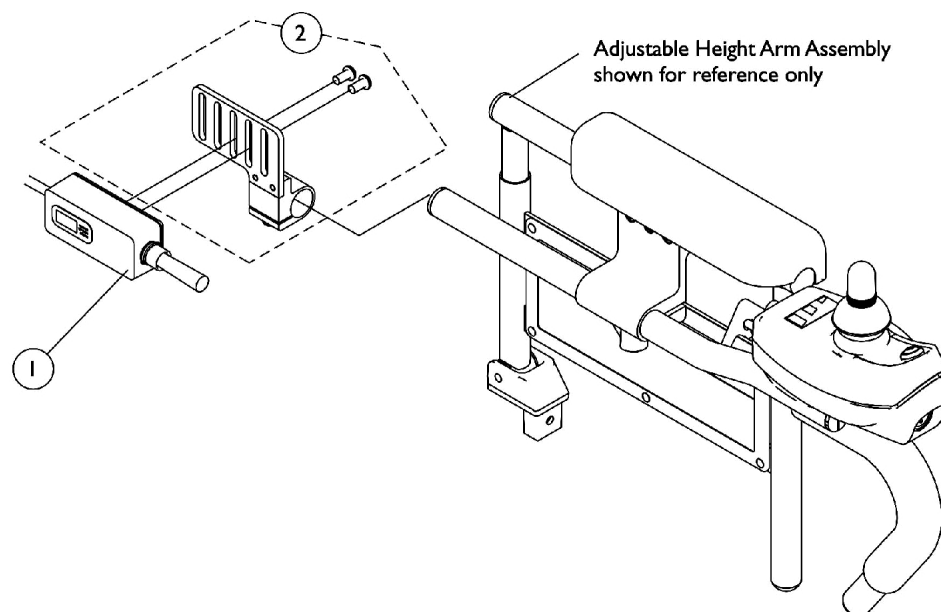


Dual Legs Integrated Actuator Module (DLIAM) MK6i For ELRPW Front Riggings

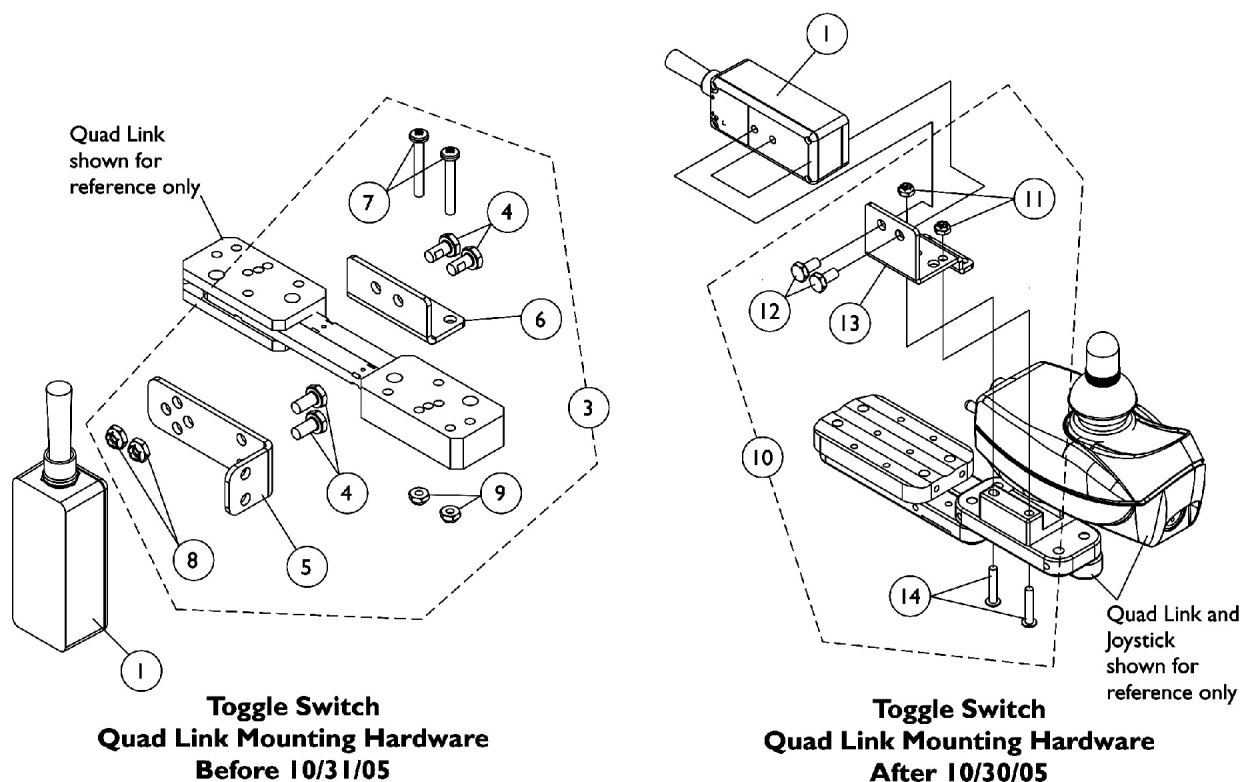
Item Number	Note	Part Number	Description	Quantity Per	
				Package	Assembly
1	A	1140032	Module, Dual Legs Integrated Actuator (DLIAM) - MK6i (54" L)	1	1
2		1021742	Screw, Phillips Pan Head (#4-40 x 1/2")	1	2
NOTE: A - On 2/28/07 the Dual Leg Actuator Module (DLIAM) harness cable lengthened from approximately 3" to 20" long to eliminate the need for the ELRPW Power Legrest Harness Assembly part numbers 1125656 RT and 1125657 LT					

ESC Elevating Seat Control Toggle Switch and Mounting Hardware

Elevate Only For ASBA/ADJASBA Seating



**Toggle Switch
Joystick Tube Mounting Hardware**



ESC Elevating Seat Control Toggle Switch and Mounting Hardware

Elevate Only For ASBA/ADJASBA Seating

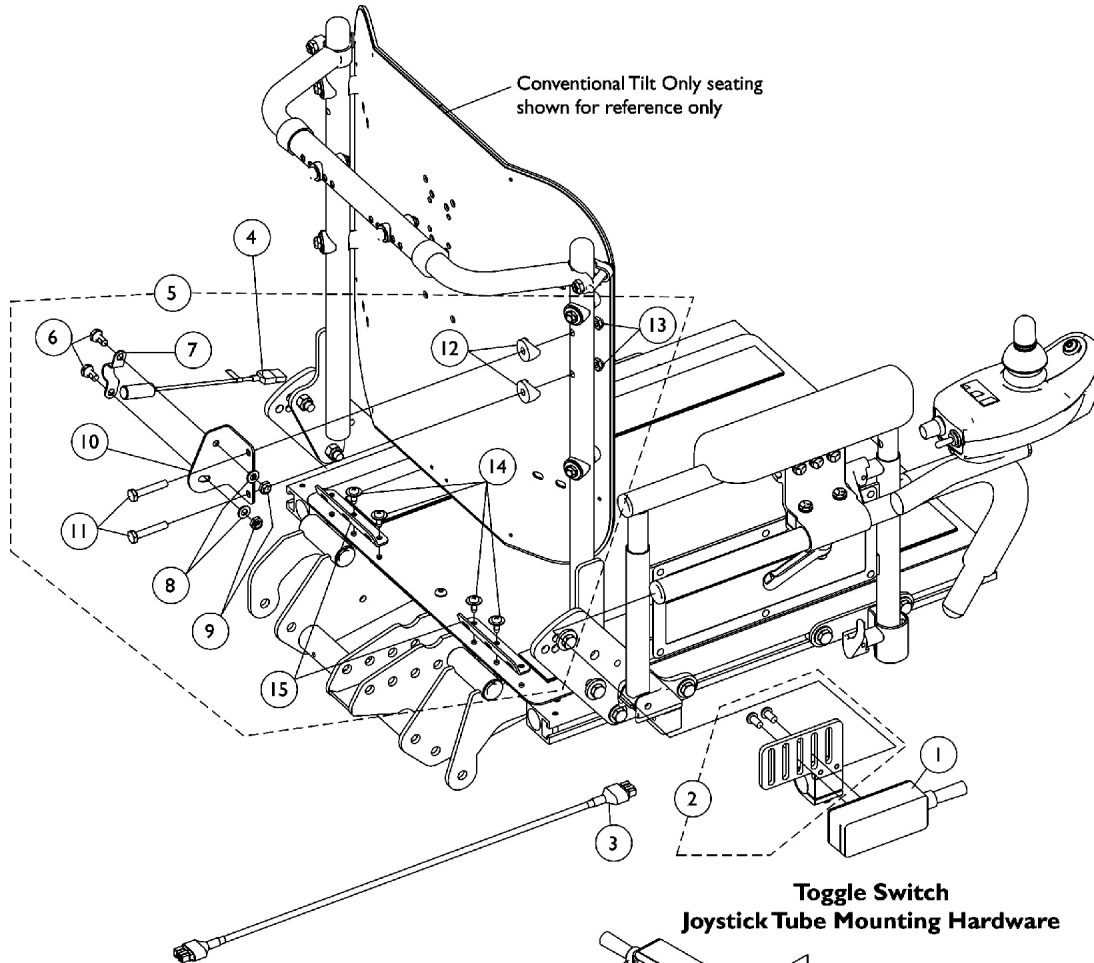
Item Number	Note	Part Number	Description	Quantity Per	
				Package	Assembly
1	B	1126185-NLA	NLA - Switch, ESC Elevating Seat Control Toggle For Formula ASBA/ADJASBA Seat	1	1
2	A	1125722-NLA	NLA - Toggle Switch Mounting Bracket Assembly	1	1
3	C	1091497-NLA	NLA - Kit, Quad Link Toggle Switch Mounting Hardware	1	1
4			Screw, Hex Head w/ Patch (1/4-20 x 1/2")	1	4
5			NLA - Bracket, Toggle Switch Mounting, Black	1	1
6			NLA - Bracket, Quad Link Toggle Switch Mounting, Black	1	1
7			Screw, Phillips Pan Head (#10-32 x 1-3/8")	1	2
8			Locknut (1/4-20)	1	2
9			Locknut (#10-32)	1	2
10	D	1139684-NLA	NLA - Kit, Quad Link Toggle Switch Mounting Hardware	1	1
11			Locknut (#10-32)	1	2
12			Screw, Hex Head w/ Patch (1/4-20 x 1/2")	1	2
13			Bracket, Toggle Switch Mounting, Black	1	1
14			Screw, Phillips Pan Head w/Patch (#10-32 x 7/8")	1	2
NOTE: A - Includes Bracket, Half Clamps and Screws. Individual components are not sold separately B - ESC toggle switch connects directly into the Proximity Switch Sensor located on the "Battery Wire Harnesses, Sensor Proximity Switch, Extension Cables and Energy Chain" page C - Before 10/31/05 and includes items 4-9 D - After 10/30/05 and includes items 11-14					

TRSS Toggle and Mounting Hardware

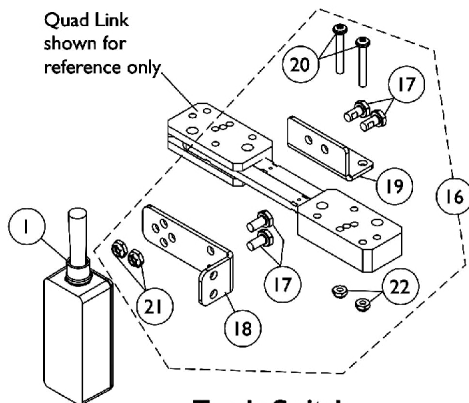
Conventional Tilt and Tilt w/ BPO Option

(Before 1/17/05)

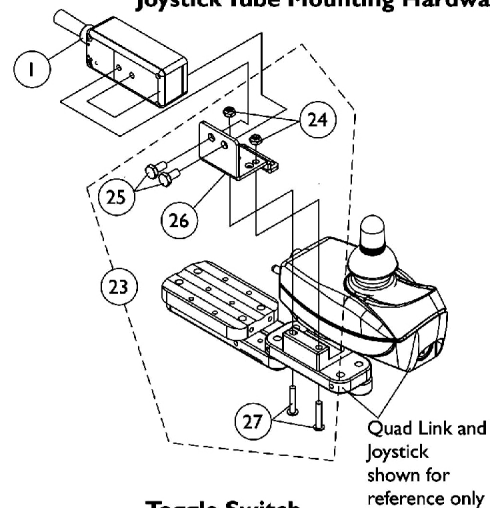
As of 7/1/2009, switches are mercury free. TRSS Tilt Recline Single Switch is not used with MK6i electronics.



**Toggle Switch
Joystick Tube Mounting Hardware**



**Toggle Switch
Quad Link Mounting Hardware
Before 10/31/05**



**Toggle Switch
Quad Link Mounting Hardware
After 10/30/05**

TRSS Toggle and Mounting Hardware

Conventional Tilt and Tilt w/ BPO Option (Before 1/17/05)

As of 7/1/2009, switches are mercury free. TRSS Tilt Recline Single Switch is not used with MK6i electronics.

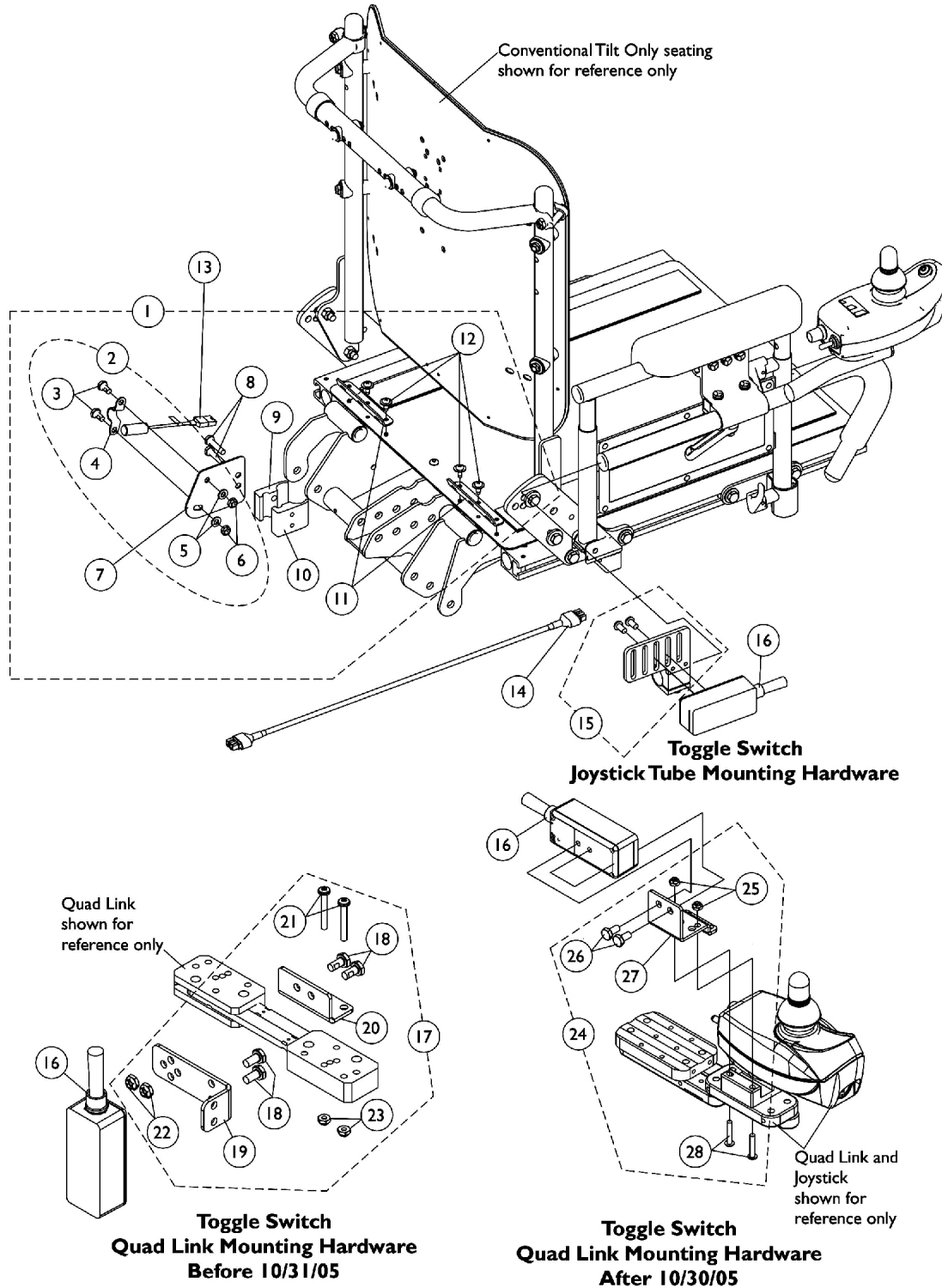
Item Number	Note	Part Number	Description	Quantity Per		
				Package	Assembly	
1	A	1089384	Switch, Toggle Tilt Recline Single (TRSS)	1	1	
2		1125722-NLA	NLA - Toggle Switch Mounting Bracket Assembly	1	1	
3		1126179-NLA	NLA - Harness, Actuator Extension To SAC or TRSS	1	1	
4		1080635-NLA	NLA - Harness, Recline/Tilt Limit Mercury Free Ball Switch	1	1	
5	B	1128350-NLA	NLA - Kit, Brackets with Hardware For Conventional Tilt Only with TRSS	1	1	
6			Screw, Hex Head w/ Patch (1/4-20 x 1/2")	1	2	
7			NLA - Bracket, Switch Mounting, Black	1	1	
8			Washer (1/4 x 1/2 x 1/16")	1	2	
9	Locknut (1/4-20)		1	2		
10	NLA - Bracket, Drive Lockout, Black		1	1		
11	NLA - Screw, Hex Head (1/4-20 x 1-3/8")		1	2		
12	NLA - Spacer, Coved (1/4 x 7/8 x 7/16")		1	2		
13	Locknut (1/4-20)		1	2		
14	Screw, Phillips Pan Head Tap (#10-32 x 1/2")		1	4		
15	NLA - Bracket, Seat Pan Wiring, Black		1	2		
16	C		1091497-NLA	NLA - Kit, Quad Link Toggle Switch Mounting Hardware	1	1
17		Screw, Hex Head w/ Patch (1/4-20 x 1/2")		1	4	
18		NLA - Bracket, Toggle Switch Mounting, Black		1	1	
19		NLA - Bracket, Quad Link Toggle Switch Mounting, Black		1	1	
20	Screw, Phillips Pan Head (#10-32 x 1-3/8")	1		2		
21	Locknut (1/4-20)	1		2		
22	Locknut (#10-32)	1		2		
23	D	1139684-NLA		NLA - Kit, Quad Link Toggle Switch Mounting Hardware	1	1
24				Locknut (#10-32)	1	2
25				Screw, Hex Head w/ Patch (1/4-20 x 1/2")	1	2
26				Bracket, Toggle Switch Mounting, Black	1	1
27				Screw, Phillips Pan Head w/Patch (#10-32 x 7/8")	1	2
NOTE: A - Includes Bracket, Half Clamps and Screws. Individual components are not sold separately B - Includes items 6-15 C - Before 10/31/05 and includes items 17-22 D - After 10/30/05 and includes items 24-27						

TRSS Toggle and Mounting Hardware

Conventional Tilt & Tilt w/ BPO Option

(After 1/16/05)

As of 7/1/2009, switches are mercury free. TRSS Tilt Recline Single Switch is not used with MK6i electronics.



TRSS Toggle and Mounting Hardware

Conventional Tilt & Tilt w/ BPO Option

(After 1/16/05)

As of 7/1/2009, switches are mercury free. TRSS Tilt Recline Single Switch is not used with MK6i electronics.

Item Number	Note	Part Number	Description	Quantity Per	
				Package	Assembly
1	A	1128357-NLA	NLA - Kit, Switch Brackets with Hardware For Conventional Tilt Only with TRSS	1	1
3			Screw, Hex Head w/ Patch (1/4-20 x 1/2")	1	2
4			NLA - Bracket, Switch Mounting, Black	1	1
5			Washer (1/4 x 1/2 x 1/16")	1	2
6			Locknut (1/4-20)	1	2
7			Bracket, Drive Lockout, Black	1	1
8			NLA - Screw, Hex Head (1/4-20 x 1-1/8")	1	2
9			Half Clamp, Non-Threaded Holes	1	1
10			NLA - Half Clamp, Threaded Holes	1	1
11			NLA - Bracket, Seat Pan Wiring, Black	1	2
12			Screw, Phillips Pan Head Tap (#10-32 x 1/2")	1	4
13		1080635-NLA	NLA - Harness, Recline/Tilt Limit Mercury Free Ball Switch	1	1
14		1126179-NLA	NLA - Harness, Actuator Extension To SAC or TRSS	1	1
15	C	1125722-NLA	NLA - Toggle Switch Mounting Bracket Assembly	1	1
16		1089384	Switch, Toggle Tilt Recline Single (TRSS)	1	1
2	B	1125770-NLA	NLA - Kit, Switch Mounting Hardware	1	1
3			Screw, Hex Head w/ Patch (1/4-20 x 1/2")	1	2
4			NLA - Bracket, Switch Mounting, Black	1	1
5			Washer (1/4 x 1/2 x 1/16")	1	2
6			Locknut (1/4-20)	1	2
17			NLA - Kit, Quad Link Toggle Switch Mounting Hardware	1	1
18	D	1091497-NLA	Screw, Hex Head w/ Patch (1/4-20 x 1/2")	1	4
19			NLA - Bracket, Toggle Switch Mounting, Black	1	1
20			NLA - Bracket, Quad Link Toggle Switch Mounting, Black	1	1
21			Screw, Phillips Pan Head (#10-32 x 1-3/8")	1	2
22			Locknut (1/4-20)	1	2
23			Locknut (#10-32)	1	2
24		1139684-NLA	NLA - Kit, Quad Link Toggle Switch Mounting Hardware	1	1
25			Locknut (#10-32)	1	2
26			Screw, Hex Head w/ Patch (1/4-20 x 1/2")	1	2
27			Bracket, Toggle Switch Mounting, Black	1	1
28			Screw, Phillips Pan Head w/Patch (#10-32 x 7/8")	1	2

TRSS Toggle and Mounting Hardware

Conventional Tilt & Tilt w/ BPO Option

(After 1/16/05)

As of 7/1/2009, switches are mercury free. TRSS Tilt Recline Single Switch is not used with MK6i electronics.

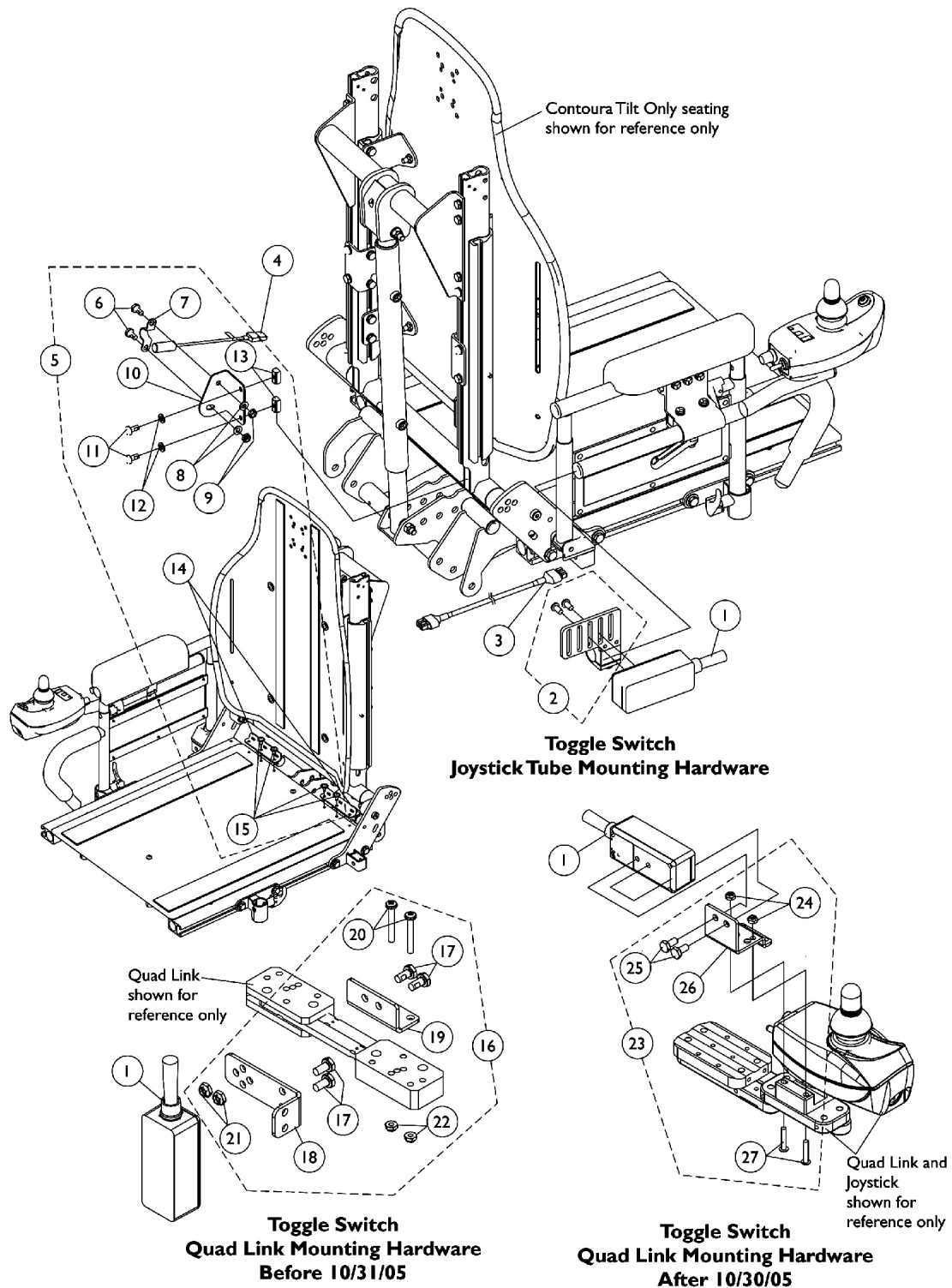
NOTE: A - Includes items 3-12
B - Includes items 3-6
C - Includes Bracket, Half Clamps and Screws. Individual components are not sold separately
D - Before 10/31/05 and includes items 18-23
E - After 10/30/05 and includes items 25-28

Mounting hardware after 1/16/05 will now accommodate the Personal Back 10 and DualFlex Backs from Invacare.

TRSS Toggle and Mounting Hardware

Contoura Tilt

As of 7/1/2009, switches are mercury free. TRSS Tilt Recline Single Switch is not used with MK6i electronics.



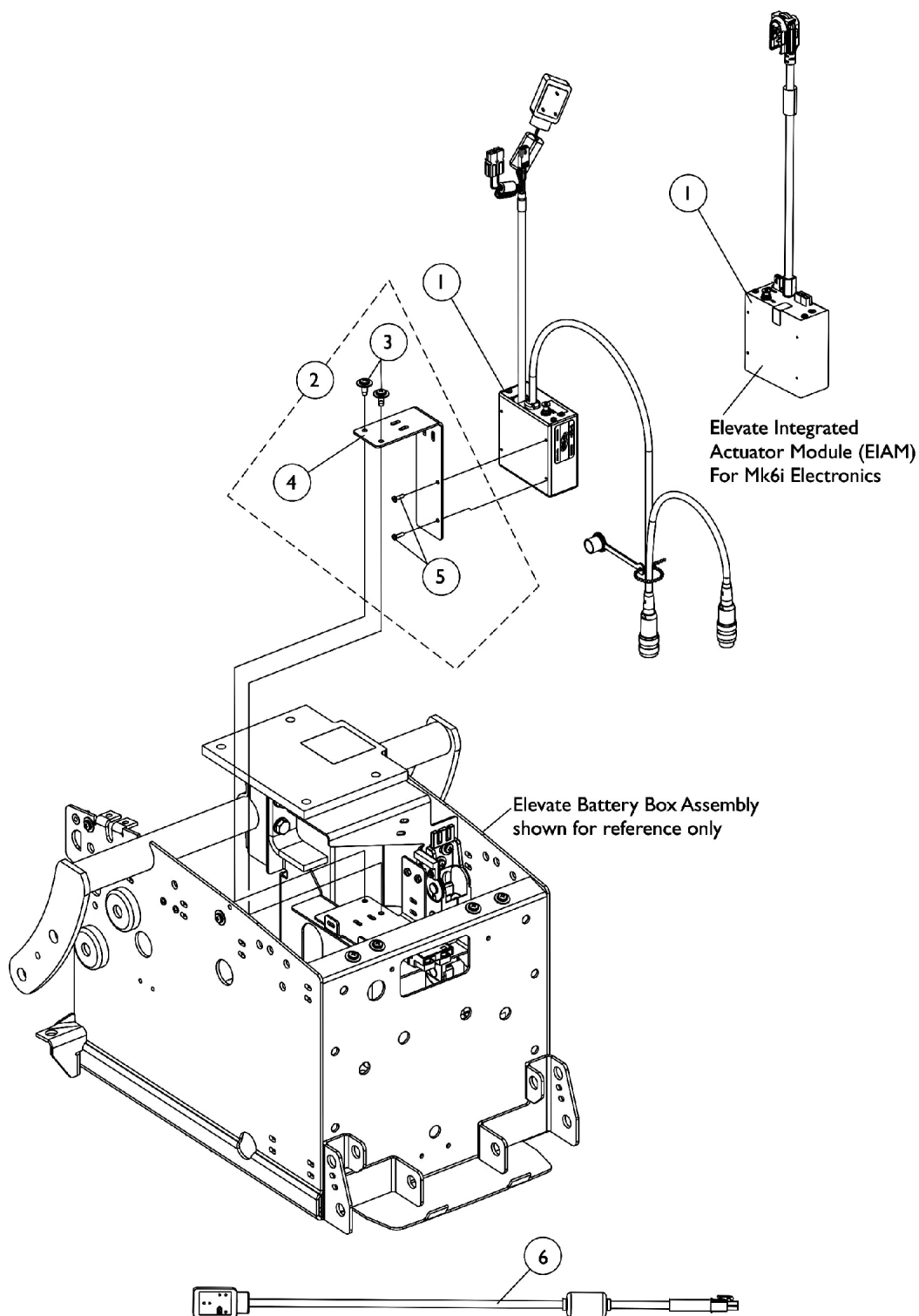
TRSS Toggle and Mounting Hardware

Contoura Tilt

As of 7/1/2009, switches are mercury free. TRSS Tilt Recline Single Switch is not used with MK6i electronics.

Item Number	Note	Part Number	Description	Quantity Per		
				Package	Assembly	
1	A	1089384	Switch, Toggle Tilt Recline Single (TRSS)	1	1	
2		1125722-NLA	NLA - Toggle Switch Mounting Bracket Assembly	1	1	
3		1126179-NLA	NLA - Harness, Actuator Extension To SAC or TRSS	1	1	
4	B	1080635-NLA	NLA - Harness, Recline/Tilt Limit Mercury Free Ball Switch	1	1	
5		1128349-NLA	NLA - Kit, Mercury Free Switch Brackets with Hardware	1	1	
6			For Contoura Tilt Only with TRSS			
7			Screw, Hex Head w/ Patch (1/4-20 x 1/2")	1	2	
8			NLA - Bracket, Switch Mounting, Black	1	1	
9			Washer (1/4 x 1/2 x 1/16")	1	2	
10			Locknut (1/4-20)	1	2	
11			NLA - Bracket, Drive Lockout, Black	1	1	
12			Screw, Hex Head w/ Patch (1/4-20 x 1/2")	1	2	
13			Washer (1/4 x 1/2 x 1/16")	1	2	
14			T-Nut (1/4-20)	1	2	
15			NLA - Bracket, Seat Pan Wiring, Black	1	2	
16		C	1091497-NLA	Screw, Phillips Pan Head Tap (#10-32 x 1/2")	1	4
17				NLA - Kit, Quad Link Toggle Switch Mounting Hardware	1	1
18				Screw, Hex Head w/ Patch (1/4-20 x 1/2")	1	4
19		NLA - Bracket, Toggle Switch Mounting, Black	1	1		
20		NLA - Bracket, Quad Link Toggle Switch Mounting, Black	1	1		
21		Screw, Phillips Pan Head (#10-32 x 1-3/8")	1	2		
22		Locknut (1/4-20)	1	2		
23	D	1139684-NLA	Locknut (#10-32)	1	2	
24			NLA - Kit, Quad Link Toggle Switch Mounting Hardware	1	1	
25			Locknut (#10-32)	1	2	
26			Screw, Hex Head w/ Patch (1/4-20 x 1/2")	1	2	
27			Bracket, Toggle Switch Mounting, Black	1	1	
			Screw, Phillips Pan Head w/Patch (#10-32 x 7/8")	1	2	
NOTE: A - Includes Bracket, Half Clamps and Screws. Individual components are not sold separately B - Includes items 6-15 C - Before 10/31/05 and includes items 17-22 D - After 10/30/05 and includes items 24-27						

MK5 SAC-E and (MK6i) Elevate Integrated Actuator Module (EIAM)



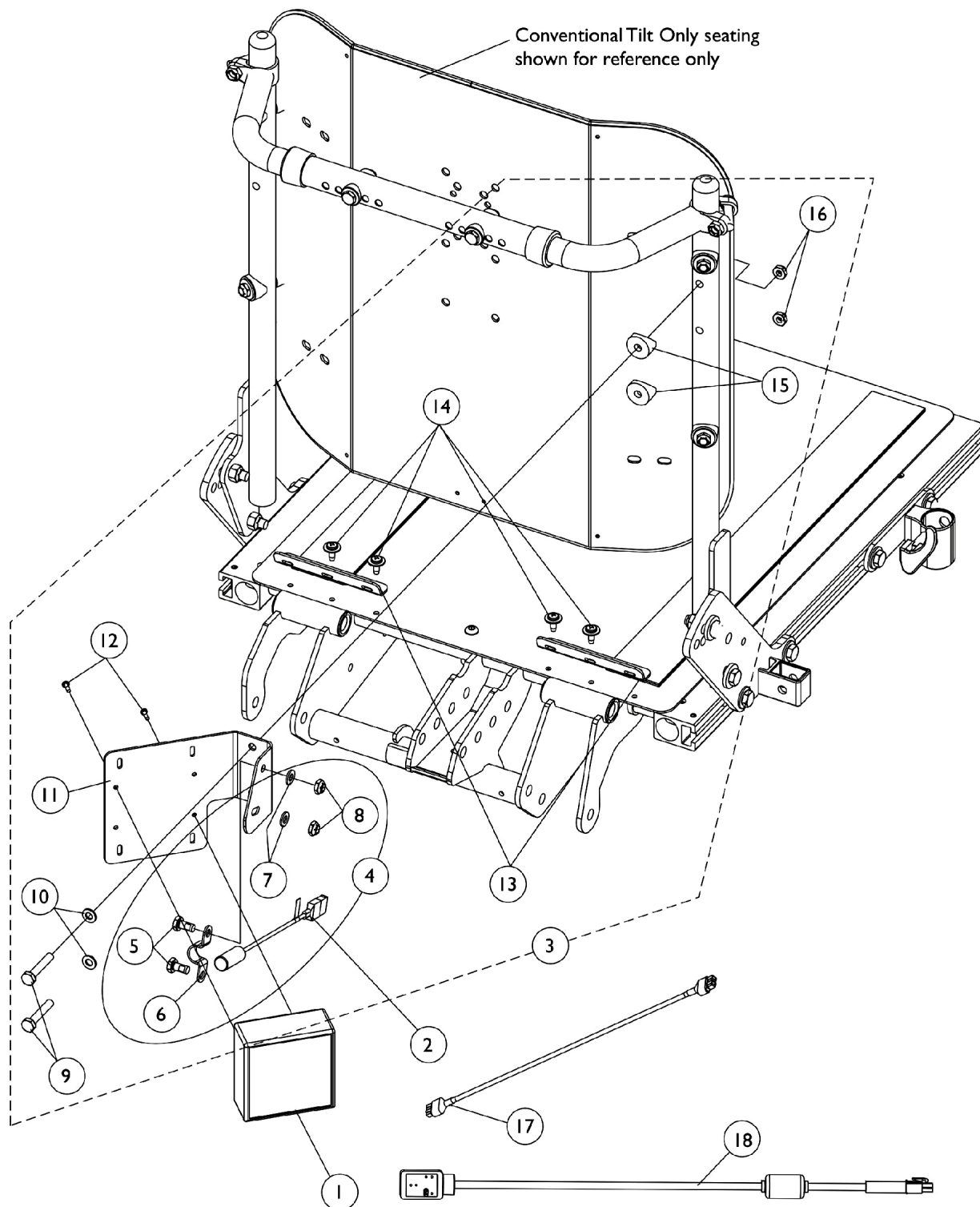
MK5 SAC-E and (MK6i) Elevate Integrated Actuator Module (EIAM)

Item Number	Note	Part Number	Description	Quantity Per	
				Package	Assembly
1		1126033-NLA	NLA - Control, MK5 SAC-E	1	1
1		1140036	Module, Elevate Integrated Actuator (EIAM) - MK6i (54" L)	1	1
2	A	1125685-NLA	NLA - Kit, MK5 SAC-E/ MK6i EIAM Mounting Hardware	1	1
3			Screw, Phillips Pan Head Tap (#10-32 x 1/2")	1	2
4			NLA - Bracket, Mounting, Black	1	1
5			NLA - Stud Plate, Quad Link	1	2
6	B	1119418	Cable, Auxiliary Power	1	1
NOTE: A - Includes items 3-5 B - Auxiliary Power cable not used with MK6i electronics					

MK5 SAC and Mounting Hardware

Conventional Tilt and Tilt w/ BPO Option (Before 1/17/05)

As of 7/1/2009, switches are mercury free.



MK5 SAC and Mounting Hardware

Conventional Tilt and Tilt w/ BPO Option (Before 1/17/05)

As of 7/1/2009, switches are mercury free.

Item Number	Note	Part Number	Description	Quantity Per	
				Package	Assembly
1	C	1119458-NLA	NLA - Control, MK5 SAC	1	1
2		1080635-NLA	NLA - Harness, Recline/Tilt Limit Mercury Free Ball Switch	1	1
3	A	1125772-NLA	NLA - Kit, SAC/Mercury Switch Mounting Hardware For Conventional Tilt Only	1	1
5			Screw, Hex Head w/ Patch (1/4-20 x 1/2")	1	2
6			NLA - Bracket, Switch Mounting, Black	1	1
7			Washer (1/4 x 1/2 x 1/16")	1	2
8			Locknut (1/4-20)	1	2
9			NLA - Screw, Hex Head (1/4-20 x 1-3/8")	1	2
10			Washer (1/4 x 1/2 x 1/16")	1	2
11			NLA - Bracket, MK5 SAC Mounting, Black	1	1
12			Screw, Phillips Pan Head (#4-40 x 3/8")	1	2
13			NLA - Bracket, Seat Pan Wiring, Black	1	2
14			Screw, Phillips Pan Head Tap (#10-32 x 1/2")	1	4
15			NLA - Spacer, Coved (1/4 x 7/8 x 7/16")	1	2
16			Locknut (1/4-20)	1	2
4	B	1125770-NLA	NLA - Kit, Switch Mounting Hardware	1	1
5			Screw, Hex Head w/ Patch (1/4-20 x 1/2")	1	2
6			NLA - Bracket, Switch Mounting, Black	1	1
7			Washer (1/4 x 1/2 x 1/16")	1	2
8		1126179-NLA	Locknut (1/4-20)	1	2
17			NLA - Harness, Actuator Extension To SAC or TRSS	1	1
18			1119418	1	1

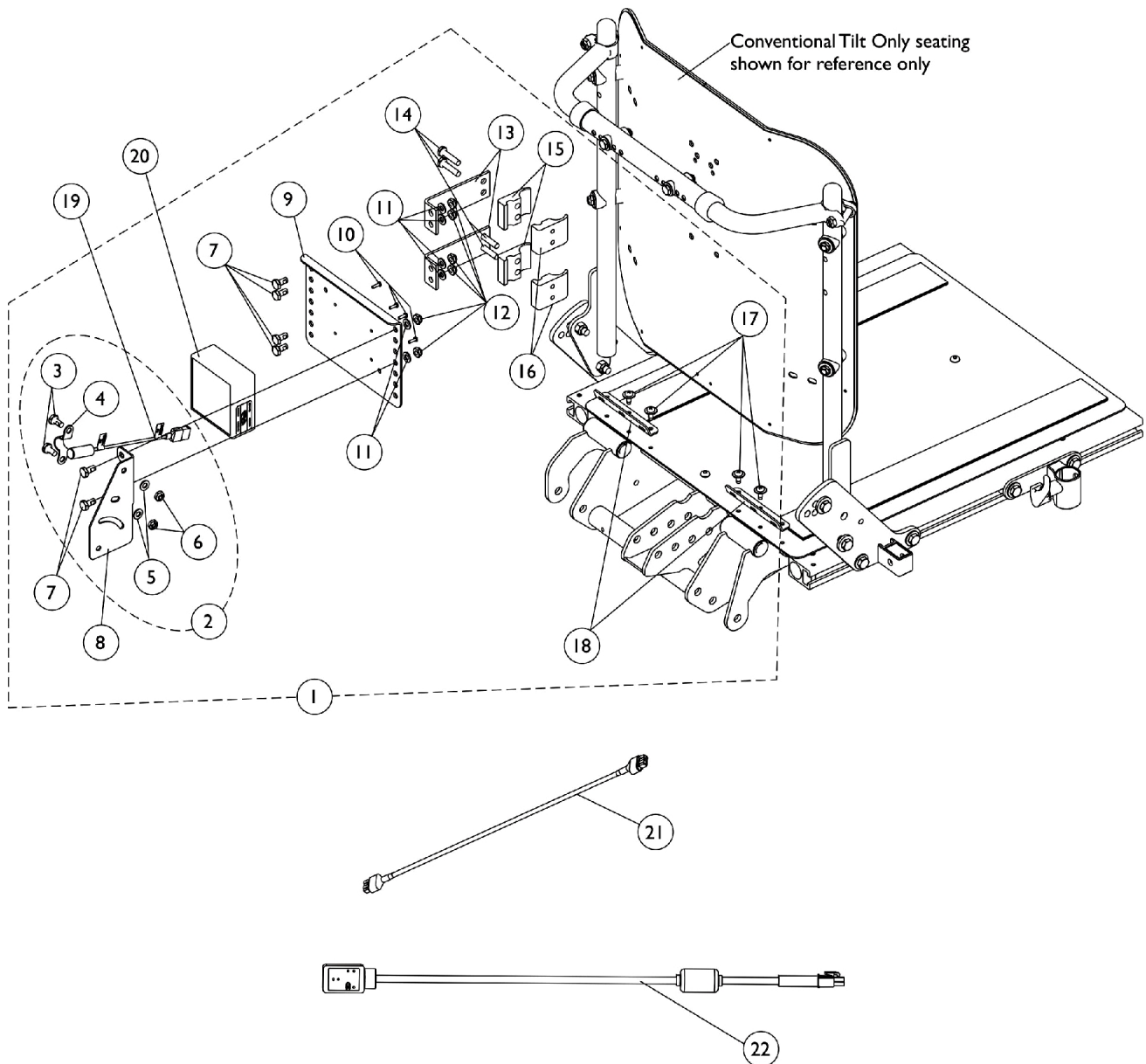
NOTE: A - Includes items 5-16
 B - Includes items 5-8
 C - MK5 SAC was discontinued and replaced with a MK5 TAC. See page titled "MK5 TAC and Mounting Hardware" dated 01/06/06-01/25/06

MK5 SAC and Mounting Hardware

Conventional Tilt & Tilt w/ BPO Option

(1/17/05-4/14/05)

As of 7/1/2009, switches are mercury free.



MK5 SAC and Mounting Hardware

Conventional Tilt & Tilt w/ BPO Option

(1/17/05-4/14/05)

As of 7/1/2009, switches are mercury free.

Item Number	Note	Part Number	Description	Quantity Per	
				Package	Assembly
1	A	1128358	Kit, SAC/Mercury Switch Mounting Hardware For Conventional Tilt Only	1	1
3			Screw, Hex Head w/ Patch (1/4-20 x 1/2")	1	2
4			NLA - Bracket, Switch Mounting, Black	1	1
5			Washer (1/4 x 1/2 x 1/16")	1	2
6			Locknut (1/4-20)	1	2
7			Screw, Hex Head w/ Patch (1/4-20 x 1/2")	1	6
8			Bracket, Mercury Switch Mounting, Black	1	1
9			NLA - Bracket, Controller Mounting, Black	1	1
10			Screw, Phillips Pan Head (#4-40 x 3/8")	1	4
11			Washer (1/4 x 1/2 x 1/16")	1	6
12			Locknut (1/4-20)	1	6
13			NLA - Bracket, Standoff, Black	1	2
14			NLA - Screw, Hex Head (1/4-20 x 1-1/8")	1	4
15			Half Clamp, Non-Threaded Holes	1	2
16			NLA - Half Clamp, Threaded Holes	1	2
17			Screw, Phillips Pan Head Tap (#10-32 x 1/2")	1	4
18			NLA - Bracket, Seat Pan Wiring, Black	1	2
19	C	1123268-NLA	NLA - Harness, Tilt Mercury Free Ball Switch	1	1
20		1119458-NLA	NLA - Control, MK5 SAC	1	1
21		1126179-NLA	NLA - Harness, Actuator Extension To SAC or TRSS	1	1
22	B	1119418	Cable, Auxiliary Power	1	1
2		1125770-NLA	NLA - Kit, Switch Mounting Hardware	1	1
3			Screw, Hex Head w/ Patch (1/4-20 x 1/2")	1	2
4			NLA - Bracket, Switch Mounting, Black	1	1
5			Washer (1/4 x 1/2 x 1/16")	1	2
6			Locknut (1/4-20)	1	2

NOTE: A - Includes items 3-18
B - Includes items 3-6
C - MK5 SAC was discontinued and replaced with a MK5 TAC. See page titled "MK5 TAC and Mounting Hardware" dated 01/06/06-01/25/06

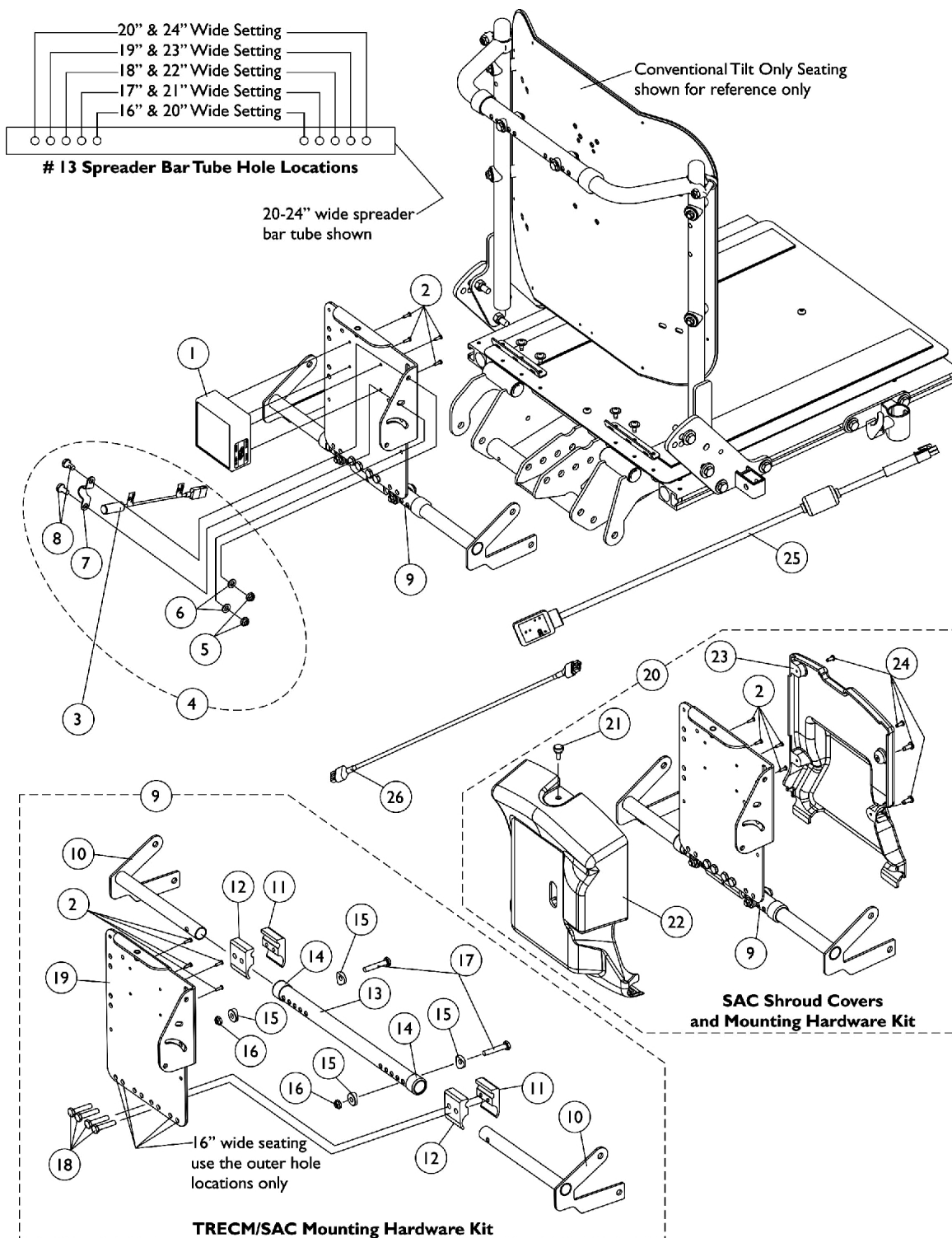
Mounting hardware after 1/16/05 will now accommodate the Personal Back 10 and DualFlex Backs from Invacare.

MK5 SAC, Shroud Cover and Mounting Hardware

Conventional Tilt & Tilt w/ BPO Option

(4/15/05-10/19/05)

As of 7/1/2009, switches are mercury free.



MK5 SAC, Shroud Cover and Mounting Hardware

Conventional Tilt & Tilt w/ BPO Option

(4/15/05-10/19/05)

As of 7/1/2009, switches are mercury free.

Item Number	Note	Part Number	Description	Quantity Per	
				Package	Assembly
1	E	1119458-NLA	NLA - Control, MK5 SAC	1	1
2		1052041	Screw, Phillips Pan Head (#4-40 x 3/8")	1	4
3		1123268-NLA	NLA - Harness, Tilt Mercury Free Ball Switch	1	1
4	A	1125770-NLA	NLA - Kit, Switch Mounting Hardware	1	1
5			Locknut (1/4-20)	1	2
6			Washer (1/4 x 1/2 x 1/16")	1	2
7			NLA - Bracket, Switch Mounting, Black	1	1
8			Screw, Hex Head w/ Patch (1/4-20 x 1/2")	1	2
9	B,D	1128362-NLA	NLA - Kit, TRECM/SAC Mounting Hardware 16-20" Wide For Conventional Tilt Only	1	1
2			NLA - Screw, Phillips Pan Head w/ Patch (#10-32 x 3/8")	1	2
2			Screw, Phillips Pan Head (#4-40 x 3/8")	1	4
10			Bracket, Spreader Bar, Black - Right	1	1
10			Bracket, Spreader Bar, Black - Left	1	1
11			NLA - Half Clamp, Threaded Holes	1	2
12			Half Clamp, Non-Threaded Holes	1	2
13			Tube, Spreader Bar, Black (16 - 20" W)	1	1
14			Collar, Anti-Rattle (7/8")	1	2
15			Spacer, Coved (1/4 x 11/16 x 1/2")	1	4
16			Locknut (1/4-20)	1	2
17			NLA - Screw, Hex Head (1/4-20 x 1-3/8")	1	2
18			Screw, Hex Head (1/4-20 x 1-1/4")	1	4
19			NLA - TRECM/SAC/TAC/MK6i Connector Shroud Mounting Tray Assembly	1	1
9	B,D	1128361-NLA	NLA - Kit, TRECM/SAC Mounting Hardware 20-24" Wide For Conventional Tilt Only	1	1
2			NLA - Screw, Phillips Pan Head w/ Patch (#10-32 x 3/8")	1	2
2			Screw, Phillips Pan Head (#4-40 x 3/8")	1	4
10			Bracket, Spreader Bar, Black - Right	1	1
10			Bracket, Spreader Bar, Black - Left	1	1
11			NLA - Half Clamp, Threaded Holes	1	2
12			Half Clamp, Non-Threaded Holes	1	2
13			Tube, Spreader Bar, Black (20 - 24" W)	1	1
14			Collar, Anti-Rattle (7/8")	1	2
15			Spacer, Coved (1/4 x 11/16 x 1/2")	1	4
16			Locknut (1/4-20)	1	2
17			NLA - Screw, Hex Head (1/4-20 x 1-3/8")	1	2
18			Screw, Hex Head (1/4-20 x 1-1/4")	1	4
19			NLA - TRECM/SAC/TAC/MK6i Connector Shroud Mounting Tray Assembly	1	1

MK5 SAC, Shroud Cover and Mounting Hardware

Conventional Tilt & Tilt w/ BPO Option

(4/15/05-10/19/05)

As of 7/1/2009, switches are mercury free.

Item Number	Note	Part Number	Description	Quantity Per	
				Package	Assembly
20	C,D,F, F1	1133807-NLA	Kit, SAC Shrouds and Mounting Hardware 16-20" Wide For Conventional Tilt Only	1	1
2			Screw, Phillips Pan Head (#4-40 x 3/8")	1	4
10			Bracket, Spreader Bar, Black - Right	1	1
10			Bracket, Spreader Bar, Black - Left	1	1
11			NLA - Half Clamp, Threaded Holes	1	2
12			Half Clamp, Non-Threaded Holes	1	2
13			Tube, Spreader Bar, Black (16 - 20" W)	1	1
14			Collar, Anti-Rattle (7/8")	1	2
15			Spacer, Coved (1/4 x 11/16 x 1/2")	1	4
16			Locknut (1/4-20)	1	2
17			NLA - Screw, Hex Head (1/4-20 x 1-3/8")	1	2
18			Screw, Hex Head (1/4-20 x 1-1/4")	1	4
19			NLA - TRECM/SAC/TAC/MK6i Connector Shroud Mounting Tray Assembly	1	1
21			Screw, Thumb (#10-32 x 1/2")	1	1
22			NLA - Shroud, SAC Cover	1	1
23			Shroud, Back	1	1
24			Screw, Phillips Pan Head Tap (#10-32 x 1/2")	1	4
20	C,D,F, F1	1133836-NLA	Kit, SAC Shrouds and Mounting Hardware 20-24" Wide For Conventional Tilt Only	1	1
2			Screw, Phillips Pan Head (#4-40 x 3/8")	1	4
10			Bracket, Spreader Bar, Black - Right	1	1
10			Bracket, Spreader Bar, Black - Left	1	1
11			NLA - Half Clamp, Threaded Holes	1	2
12			Half Clamp, Non-Threaded Holes	1	2
13			Tube, Spreader Bar, Black (20 - 24" W)	1	1
14			Collar, Anti-Rattle (7/8")	1	2
15			Spacer, Coved (1/4 x 11/16 x 1/2")	1	4
16			Locknut (1/4-20)	1	2
17			NLA - Screw, Hex Head (1/4-20 x 1-3/8")	1	2
18			Screw, Hex Head (1/4-20 x 1-1/4")	1	4
19			NLA - TRECM/SAC/TAC/MK6i Connector Shroud Mounting Tray Assembly	1	1
21			Screw, Thumb (#10-32 x 1/2")	1	1
22			NLA - Shroud, SAC Cover	1	1
23			Shroud, Back	1	1
24			Screw, Phillips Pan Head Tap (#10-32 x 1/2")	1	4
25		1119418	Cable, Auxiliary Power	1	1
26		1126179-NLA	NLA - Harness, Actuator Extension To SAC or TRSS	1	1

MK5 SAC, Shroud Cover and Mounting Hardware

Conventional Tilt & Tilt w/ BPO Option

(4/15/05-10/19/05)

As of 7/1/2009, switches are mercury free.

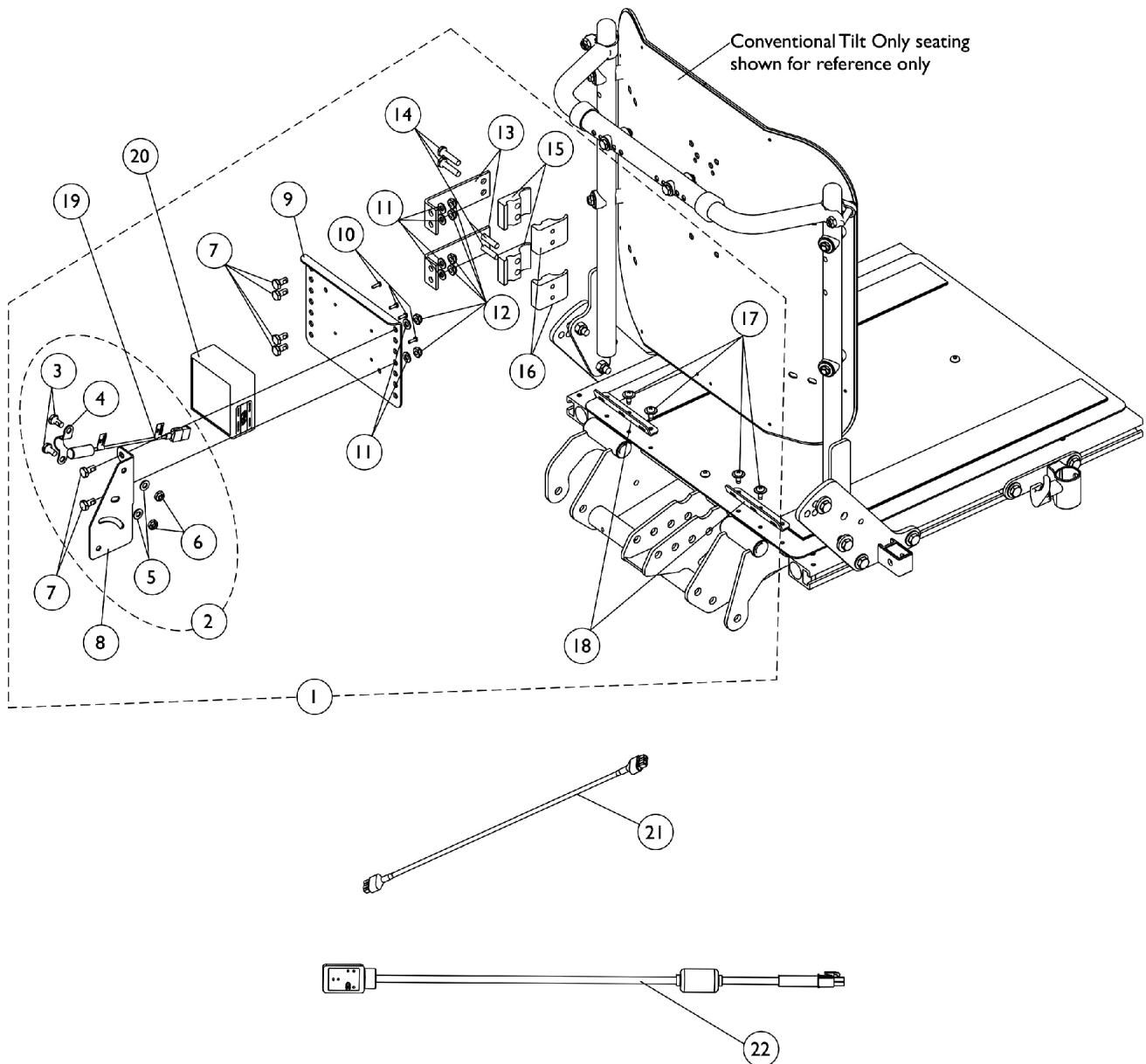
NOTE: A - Includes items 5-8
B - Includes items 2 and 10-19
C - Includes items 2, 10-19 and 21-24
D - Item 2 includes both attaching hardware screws for the MK5 TRECM and the MK5 SAC controller. Part number 1052041 screw is used to assemble a MK5 SAC to item 19 Mounting Tray Assembly.
E - MK5 SAC was discontinued and replaced with a MK5 TAC. See page titled "MK5 TAC and Mounting Hardware" dated after 1/25/06.
F - No Longer Available. When a complete Shroud and Mounting Hardware is requested, See page titled "MK5 TAC Controller, Shroud Covers, Mercury Switches and Hardware" After 01/25/06 and order item 22.
F1 - When a MK5 SAC has not been replaced by a MK5 TAC, use the 4 existing mounting screws (item 2 part #1052041) to mount the MK5 SAC control

MK5 SAC and Mounting Hardware

Conventional Tilt & Tilt w/ BPO Option

(10/20/05-1/5/06)

As of 7/1/2009, switches are mercury free.



MK5 SAC and Mounting Hardware

Conventional Tilt & Tilt w/ BPO Option

(10/20/05-1/5/06)

As of 7/1/2009, switches are mercury free.

Item Number	Note	Part Number	Description	Quantity Per	
				Package	Assembly
1	A	1128358	Kit, SAC/Mercury Switch Mounting Hardware For Conventional Tilt Only	1	1
3			Screw, Hex Head w/ Patch (1/4-20 x 1/2")	1	2
4			NLA - Bracket, Switch Mounting, Black	1	1
5			Washer (1/4 x 1/2 x 1/16")	1	2
6			Locknut (1/4-20)	1	2
7			Screw, Hex Head w/ Patch (1/4-20 x 1/2")	1	6
8			Bracket, Mercury Switch Mounting, Black	1	1
9			NLA - Bracket, Controller Mounting, Black	1	1
10			Screw, Phillips Pan Head (#4-40 x 3/8")	1	4
11			Washer (1/4 x 1/2 x 1/16")	1	6
12			Locknut (1/4-20)	1	6
13			NLA - Bracket, Standoff, Black	1	2
14			NLA - Screw, Hex Head (1/4-20 x 1-1/8")	1	4
15			Half Clamp, Non-Threaded Holes	1	2
16			NLA - Half Clamp, Threaded Holes	1	2
17			Screw, Phillips Pan Head Tap (#10-32 x 1/2")	1	4
18			NLA - Bracket, Seat Pan Wiring, Black	1	2
19		1123268-NLA	NLA - Harness, Tilt Mercury Free Ball Switch	1	1
20	C	1119458-NLA	NLA - Control, MK5 SAC	1	1
21		1126179-NLA	NLA - Harness, Actuator Extension To SAC or TRSS	1	1
22	B	1119418	Cable, Auxiliary Power	1	1
2		1125770-NLA	NLA - Kit, Switch Mounting Hardware	1	1
3			Screw, Hex Head w/ Patch (1/4-20 x 1/2")	1	2
4			NLA - Bracket, Switch Mounting, Black	1	1
5			Washer (1/4 x 1/2 x 1/16")	1	2
6			Locknut (1/4-20)	1	2

NOTE: A - Includes items 3-18
B - Includes items 3-6
C - MK5 SAC was discontinued and replaced with a MK5 TAC. See page titled "MK5 TAC and Mounting Hardware" dated 01/06/06-01/25/06

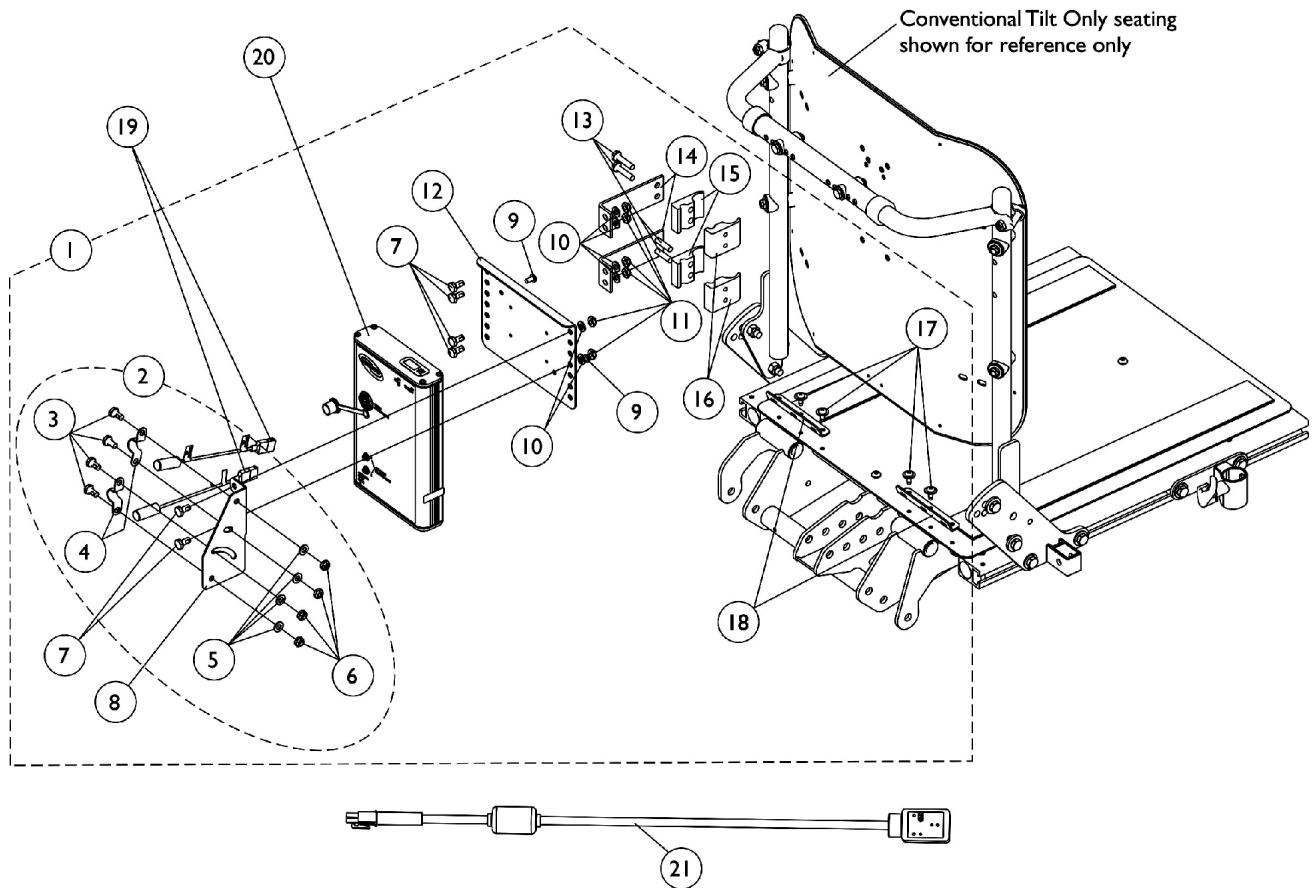
Mounting hardware accommodates the Personal Back 10 and DualFlex Backs from Invacare.

MK5 TAC, Mercury Free Switches and Mounting Hardware

Conventional Tilt & Tilt w/ BPO Option

(1/6/06-1/25/06)

As of (7/1/2009), switches are mercury free.



MK5 TAC, Mercury Free Switches and Mounting Hardware

Conventional Tilt & Tilt w/ BPO Option

(1/6/06-1/25/06)

As of (7/1/2009), switches are mercury free.

Item Number	Note	Part Number	Description	Quantity Per	
				Package	Assembly
1	A	1128359-NLA	NLA - Kit, TRECM/TAC and Switch Mounting Hardware	1	1
3			Screw, Hex Head w/ Patch (1/4-20 x 1/2")	1	4
4			NLA - Bracket, Switch Mounting, Black	1	2
5			Washer (1/4 x 1/2 x 1/16")	1	4
6			Locknut (1/4-20)	1	4
7			Screw, Hex Head w/ Patch (1/4-20 x 1/2")	1	6
8			Bracket, Mercury Switch Mounting, Black	1	1
9			NLA - Screw, Phillips Pan Head w/ Patch (#10-32 x 3/8")	1	2
10			Washer (1/4 x 1/2 x 1/16")	1	6
11			Locknut (1/4-20)	1	6
12			NLA - Bracket, Controller Mounting, Black	1	1
13			NLA - Screw, Hex Head (1/4-20 x 1-1/8")	1	4
14			NLA - Bracket, Standoff, Black	1	2
15			Half Clamp, Non-Threaded Holes	1	2
16			NLA - Half Clamp, Threaded Holes	1	2
17			Screw, Phillips Pan Head Tap (#10-32 x 1/2")	1	4
18			NLA - Bracket, Seat Pan Wiring, Black	1	2
19		1080634-NLA	NLA - Harness, Drive Lockout Mercury Free Ball Switch	1	2
20	C	1118728-NLA	NLA - Controller, MK5 TAC	1	1
2	B	1125730	NLA - Kit, Drive Lockout/Recline Switch Mounting Hardware	2	1
3			Screw, Hex Head w/ Patch (1/4-20 x 1/2")	1	4
4			NLA - Bracket, Switch Mounting, Black	1	2
5			Washer (1/4 x 1/2 x 1/16")	1	4
6			Locknut (1/4-20)	1	4
2	B	1125770-NLA	NLA - Kit, Switch Mounting Hardware	1	2
3			Screw, Hex Head w/ Patch (1/4-20 x 1/2")	1	2
4			NLA - Bracket, Switch Mounting, Black	1	1
5			Washer (1/4 x 1/2 x 1/16")	1	2
6			Locknut (1/4-20)	1	2
9		1079316-NLA	NLA - Screw, Phillips Pan Head w/ Patch (#10-32 x 3/8")	1	2
21		1119418	Cable, Auxiliary Power	1	1
	D	1142597-NLA	Kit, MK5 SAC To MK5 TAC Conversion For (Formula Contoura Tilt or Recline) & (Conventional Tilt) on TDX	1	1
3,7			Screw, Hex Head w/ Patch (1/4-20 x 1/2")	1	10
4			NLA - Bracket, Switch Mounting, Black	1	1

MK5 TAC, Mercury Free Switches and Mounting Hardware

Conventional Tilt & Tilt w/ BPO Option

(1/6/06-1/25/06)

As of (7/1/2009), switches are mercury free.

Item Number	Note	Part Number	Description	Quantity Per	
				Package	Assembly
5,10			Washer (1/4 x 1/2 x 1/16")	1	10
6,11			Locknut (1/4-20)	1	10
8			Bracket, Mercury Switch Mounting, Black	1	1
9			NLA - Screw, Phillips Pan Head w/ Patch (#10-32 x 3/8")	1	2
12			NLA - Bracket, Controller Mounting, Black	1	1
13			NLA - Screw, Hex Head (1/4-20 x 1-1/8")	1	4
14			NLA - Bracket, Standoff, Black	1	2
15			Half Clamp, Non-Threaded Holes	1	2
16			NLA - Half Clamp, Threaded Holes	1	2
19			NLA - Harness, Drive Lockout Mercury Free Ball Switch	1	2
20			NLA - Controller, MK5 TAC	1	1
			Tie Wrap (11-1/2" L)	1	10
			Tie Wrap (5-5/8" L)	1	10
			NLA - Instruction Sheet, MK5 SAC To MK5 TAC Conversion For Formula (Contoura Tilt or Recline) & (Conventional Tilt or Recline) on TDX	1	1
	D	1142597E-NLA	NLA - Reconditioned - MK5 SAC To MK5 TAC Conversion Kit For (Formula Contoura Tilt or Recline) & (Conventional Tilt) on TDX	1	1
1			NLA - WARR RPLMT - Controller, MK5 TAC	1	1
2			NLA - Screw, Phillips Pan Head w/ Patch (#10-32 x 3/8")	1	2
5			NLA - Harness, Drive Lockout Mercury Free Ball Switch	1	2
7			Screw, Hex Head w/ Patch (1/4-20 x 1/2")	1	4
8			NLA - Bracket, Switch Mounting, Black	1	1
9			Washer (1/4 x 1/2 x 1/16")	1	4
10			Locknut (1/4-20)	1	4
			Bracket, Mercury Switch Mounting, Black	1	1
			Tie Wrap (5-5/8" L)	1	10
			NLA - Instruction Sheet, MK5 SAC To MK5 TAC Conversion For Formula (Contoura Tilt or Recline) & (Conventional Tilt or Recline) on TDX	1	1
			Screw, Hex Head w/ Patch (1/4-20 x 1/2")	1	4
			NLA - Screw, Phillips Pan Head w/ Patch (#10-32 x 3/8")	1	2
			Washer (1/4 x 1/2 x 1/16")	1	4
			Locknut (1/4-20)	1	4
			NLA - Bracket, Controller Mounting, Black	1	1

MK5 TAC, Mercury Free Switches and Mounting Hardware

Conventional Tilt & Tilt w/ BPO Option

(1/6/06-1/25/06)

As of (7/1/2009), switches are mercury free.

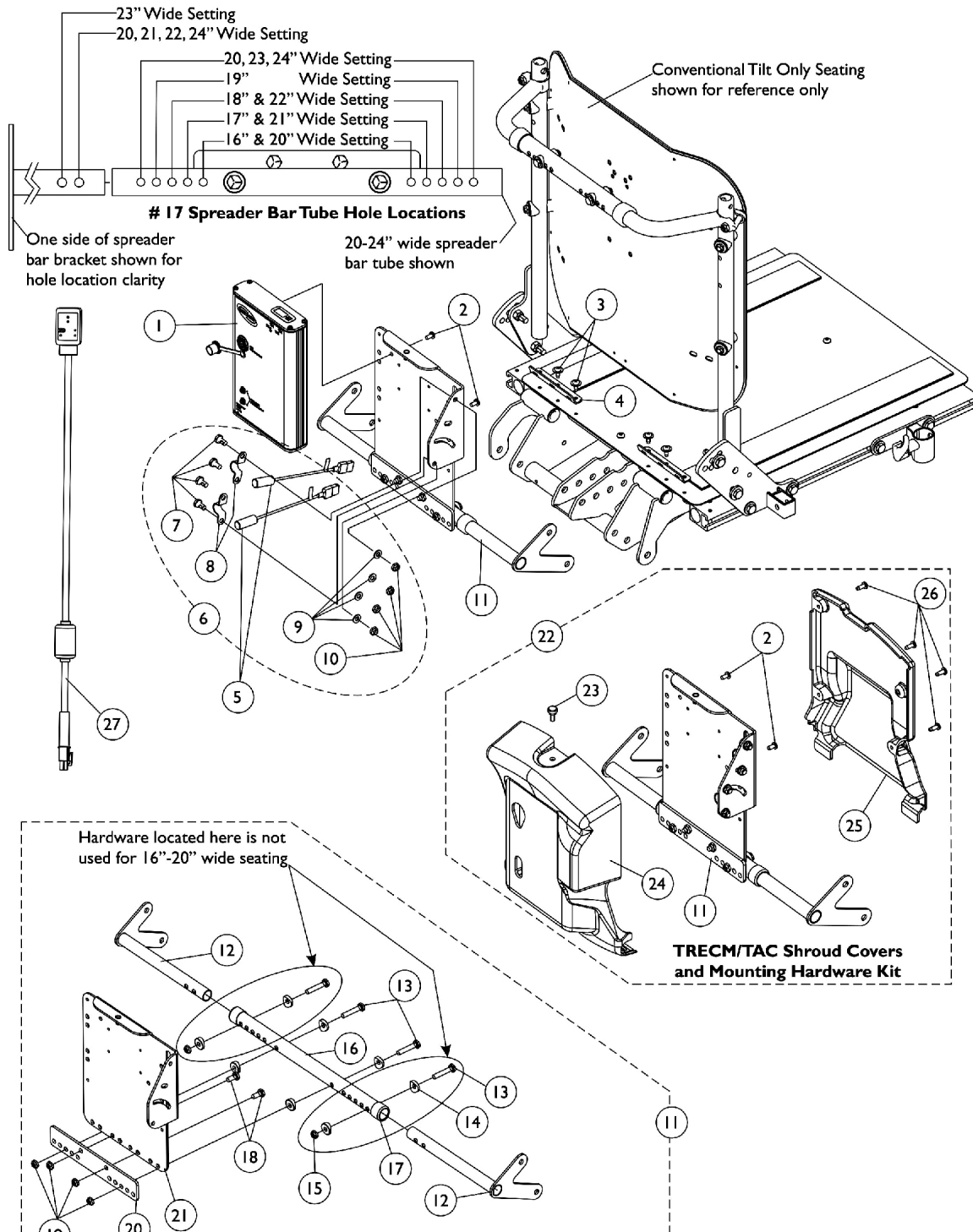
Item Number	Note	Part Number	Description	Quantity Per	
				Package	Assembly
			NLA - Screw, Hex Head (1/4-20 x 1-1/8")	1	4
			NLA - Bracket, Standoff, Black	1	2
			Half Clamp, Non-Threaded Holes	1	2
			NLA - Half Clamp, Threaded Holes	1	2
			Tie Wrap (11-1/2" L)	1	10
	E	1095502-NLA	NLA - Package, Tie Wrap (11-1/2" L)	10	1
	E	1095503-NLA	NLA - Package, Tie Wrap (5-5/8" L)	10	1
	E	1141486-NLA	NLA - Instruction Sheet, MK5 SAC To MK5 TAC Conversion For Formula (Contoura Tilt or Recline) & (Conventional Tilt or Recline) on TDX	1	1
NOTE: A - Includes items 3-18 B - Includes items 3-6 C - When converting a MK5 SAC to a MK5 TAC, refer to the Conversion Kit part # 1142597. Conversion Kit includes all parts needed to convert a (Contoura Recline Only, Contoura Tilt Only or Conventional Tilt Only) D - Not Shown. Kit components used for a Conventional Tilt includes items 3-16, 19, 20, Cable Ties and Instruction Sheet E - Not Shown					
Mounting hardware accommodates the Personal Back 10 and DualFlex Backs from Invacare.					

MK5 TAC, Shroud Cover, Mercury Free Switches and Mounting Hardware

Conventional Tilt & Tilt w/ BPO Option

(After 1/25/06)

As of 7/1/2009, switches are mercury free.



MK5 TAC, Shroud Cover, Mercury Free Switches and Mounting Hardware

Conventional Tilt & Tilt w/ BPO Option (After 1/25/06)

As of 7/1/2009, switches are mercury free.



TRECM/TAC Mounting Hardware Kit

MK5 TAC, Shroud Cover, Mercury Free Switches and Mounting Hardware

Conventional Tilt & Tilt w/ BPO Option (After 1/25/06)

As of 7/1/2009, switches are mercury free.

Item Number	Note	Part Number	Description	Quantity Per	
				Package	Assembly
1	F	1118728-NLA	NLA - Controller, MK5 TAC	1	1
2		1079316-NLA	NLA - Screw, Phillips Pan Head w/ Patch (#10-32 x 3/8")	1	2
3		1114308	Screw, Phillips Pan Head Tap (#10-32 x 1/2")	1	4
4		1125647-NLA	NLA - Bracket, Seat Pan Wiring, Black	1	2
5		1080634-NLA	NLA - Harness, Drive Lockout Mercury Free Ball Switch	1	2
6	A	1125730	NLA - Kit, Drive Lockout/Recline Switch Mounting Hardware	2	1
7			Screw, Hex Head w/ Patch (1/4-20 x 1/2")	1	4
8			NLA - Bracket, Switch Mounting, Black	1	2
9			Washer (1/4 x 1/2 x 1/16")	1	4
10			Locknut (1/4-20)	1	4
6	A	1125770-NLA	NLA - Kit, Switch Mounting Hardware	1	2
7			Screw, Hex Head w/ Patch (1/4-20 x 1/2")	1	2
8			NLA - Bracket, Switch Mounting, Black	1	1
9			Washer (1/4 x 1/2 x 1/16")	1	2
10			Locknut (1/4-20)	1	2
11	B	1140266-NLA	NLA - Kit, TRECM/TAC/MK6i Connector Shroud Mtg. Hdwr. 16-20" Wide For Conventional Tilt Only	1	1
12			Bracket, Spreader Bar, Black - Right	1	1
12			Bracket, Spreader Bar, Black - Left	1	1
13			Screw, Hex Head (1/4-20 x 1-1/2")	1	2
14			Spacer, Coved (1/4 x 11/16 x 1/2")	1	4
16			Tube, Spreader Bar, Black (16 - 20" W)	1	1
17			Collar, Anti-Rattle (7/8")	1	2
18			Screw, Hex Head (1/4-20 x 5/8")	1	2
19			Locknut (1/4-20)	1	4
20			Plate, Mounting	1	1
21			NLA - TRECM/SAC/TAC/MK6i Connector Shroud Mounting Tray Assembly	1	1
11	C	1140267-NLA	NLA - Kit, TRECM/TAC/MK6i Connector Shroud Mtg. Hdwr. 20-24" Wide For Conventional Tilt Only	1	1
12			Bracket, Spreader Bar, Black - Right	1	1
12			Bracket, Spreader Bar, Black - Left	1	1
13			Screw, Hex Head (1/4-20 x 1-1/2")	1	4
14			Spacer, Coved (1/4 x 11/16 x 1/2")	1	8
15			Locknut (1/4-20)	1	2
16			Tube, Spreader Bar, Black (20 - 24" W)	1	1

MK5 TAC, Shroud Cover, Mercury Free Switches and Mounting Hardware

Conventional Tilt & Tilt w/ BPO Option (After 1/25/06)

As of 7/1/2009, switches are mercury free.

Item Number	Note	Part Number	Description	Quantity Per	
				Package	Assembly
17			Collar, Anti-Rattle (7/8")	1	2
18			Screw, Hex Head (1/4-20 x 5/8")	1	2
19			Locknut (1/4-20)	1	4
20			Plate, Mounting	1	1
21			NLA - TRECM/SAC/TAC/MK6i Connector Shroud Mounting Tray Assembly	1	1
22	D	1140268	NLA - Kit, TRECM/TAC/MK6i Connector Shrouds and Mtg. Hdwr. 16-20" Wide For Conventional Tilt Only	1	1
2			NLA - Screw, Phillips Pan Head w/ Patch (#10-32 x 3/8")	1	2
12			Bracket, Spreader Bar, Black - Right	1	1
12			Bracket, Spreader Bar, Black - Left	1	1
13			Screw, Hex Head (1/4-20 x 1-1/2")	1	2
14			Spacer, Coved (1/4 x 11/16 x 1/2")	1	4
16			Tube, Spreader Bar, Black (16 - 20" W)	1	1
17			Collar, Anti-Rattle (7/8")	1	2
18			Screw, Hex Head (1/4-20 x 5/8")	1	2
19			Locknut (1/4-20)	1	4
20			Plate, Mounting	1	1
21			NLA - TRECM/SAC/TAC/MK6i Connector Shroud Mounting Tray Assembly	1	1
23			Screw, Thumb (#10-32 x 1/2")	1	1
24			NLA - Shroud, Cover	1	1
25			Shroud, Back	1	1
26			Screw, Phillips Pan Head Tap (#10-32 x 1/2")	1	4
22	E	1140269	NLA - Kit, TRECM/TAC/MK6i Connector Shrouds and Mtg. Hdwr. 20-24" Wide For Conventional Tilt Only	1	1
2			NLA - Screw, Phillips Pan Head w/ Patch (#10-32 x 3/8")	1	2
12			Bracket, Spreader Bar, Black - Right	1	1
12			Bracket, Spreader Bar, Black - Left	1	1
13			Screw, Hex Head (1/4-20 x 1-1/2")	1	4
14			Spacer, Coved (1/4 x 11/16 x 1/2")	1	8
15			Locknut (1/4-20)	1	2
16			Tube, Spreader Bar, Black (20 - 24" W)	1	1
17			Collar, Anti-Rattle (7/8")	1	2
18			Screw, Hex Head (1/4-20 x 5/8")	1	2

MK5 TAC, Shroud Cover, Mercury Free Switches and Mounting Hardware

Conventional Tilt & Tilt w/ BPO Option (After 1/25/06)

As of 7/1/2009, switches are mercury free.

Item Number	Note	Part Number	Description	Quantity Per	
				Package	Assembly
19			Locknut (1/4-20)	1	4
20			Plate, Mounting	1	1
21			NLA - TRECM/SAC/TAC/MK6i Connector Shroud Mounting Tray Assembly	1	1
23			Screw, Thumb (#10-32 x 1/2")	1	1
24			NLA - Shroud, Cover	1	1
25			Shroud, Back	1	1
26			Screw, Phillips Pan Head Tap (#10-32 x 1/2")	1	4
27		1119418	Cable, Auxiliary Power	1	1
	G	1142597-NLA	Kit, MK5 SAC To MK5 TAC Conversion For (Formula Contoura Tilt or Recline) & (Conventional Tilt) on TDX	1	1
1			NLA - Controller, MK5 TAC	1	1
2			NLA - Screw, Phillips Pan Head w/ Patch (#10-32 x 3/8")	1	2
5			NLA - Harness, Drive Lockout Mercury Free Ball Switch	1	2
7			Screw, Hex Head w/ Patch (1/4-20 x 1/2")	1	10
8			NLA - Bracket, Switch Mounting, Black	1	1
9			Washer (1/4 x 1/2 x 1/16")	1	10
10			Locknut (1/4-20)	1	10
			Bracket, Mercury Switch Mounting, Black	1	1
			NLA - Bracket, Controller Mounting, Black	1	1
			NLA - Screw, Hex Head (1/4-20 x 1-1/8")	1	4
			NLA - Bracket, Standoff, Black	1	2
			Half Clamp, Non-Threaded Holes	1	2
			NLA - Half Clamp, Threaded Holes	1	2
			Tie Wrap (11-1/2" L)	1	10
			Tie Wrap (5-5/8" L)	1	10
			NLA - Instruction Sheet, MK5 SAC To MK5 TAC Conversion For Formula (Contoura Tilt or Recline) & (Conventional Tilt or Recline) on TDX	1	1
	G	1142597E-NLA	NLA - Reconditioned - MK5 SAC To MK5 TAC Conversion Kit For (Formula Contoura Tilt or Recline) & (Conventional Tilt) on TDX	1	1
1			NLA - WARR RPLMT - Controller, MK5 TAC	1	1
2			NLA - Screw, Phillips Pan Head w/ Patch (#10-32 x 3/8")	1	2
5			NLA - Harness, Drive Lockout Mercury Free Ball Switch	1	2

MK5 TAC, Shroud Cover, Mercury Free Switches and Mounting Hardware

Conventional Tilt & Tilt w/ BPO Option (After 1/25/06)

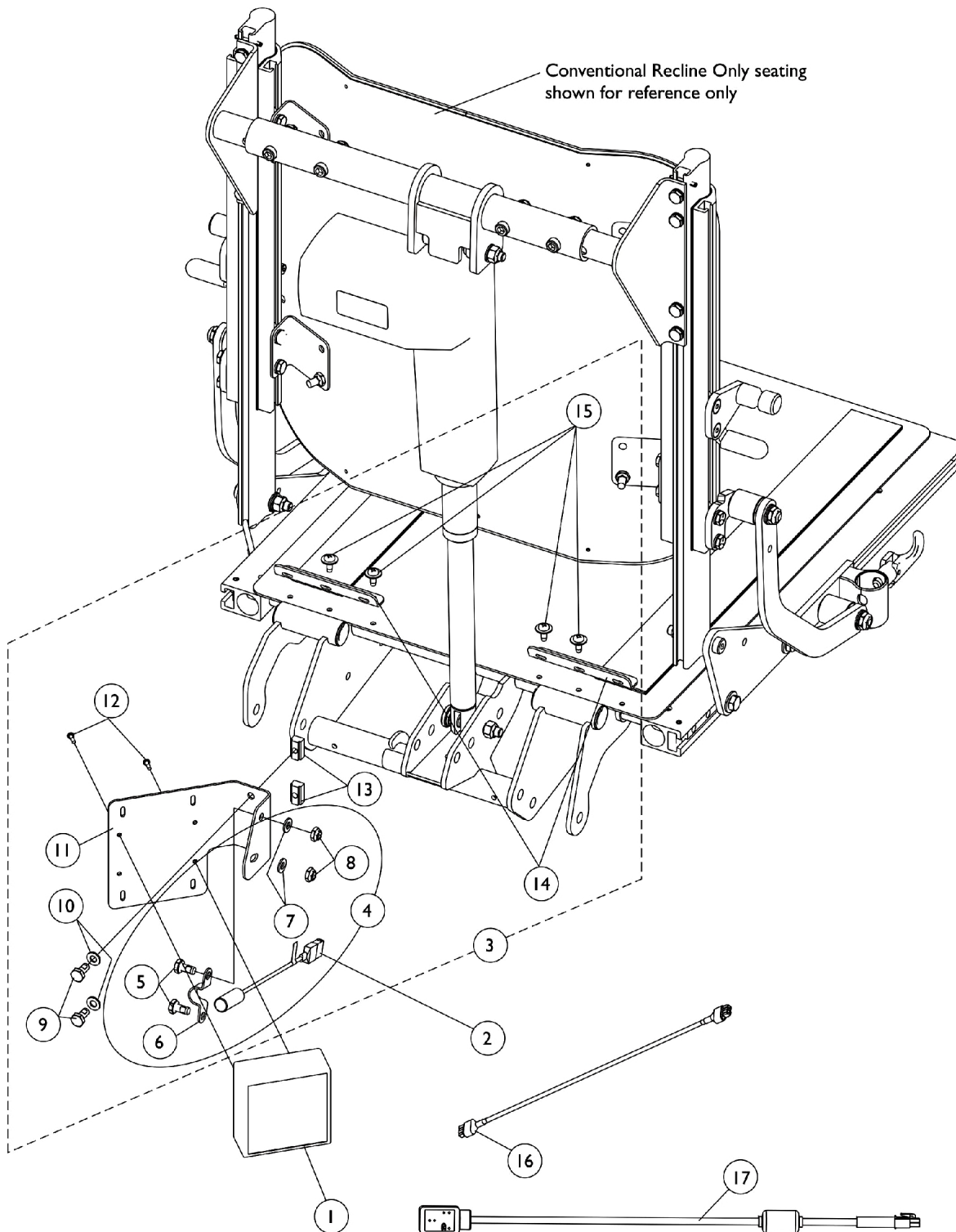
As of 7/1/2009, switches are mercury free.

Item Number	Note	Part Number	Description	Quantity Per	
				Package	Assembly
7			Screw, Hex Head w/ Patch (1/4-20 x 1/2")	1	4
8			NLA - Bracket, Switch Mounting, Black	1	1
9			Washer (1/4 x 1/2 x 1/16")	1	4
10			Locknut (1/4-20)	1	4
			Bracket, Mercury Switch Mounting, Black	1	1
			Tie Wrap (5-5/8" L)	1	10
			NLA - Instruction Sheet, MK5 SAC To MK5 TAC Conversion For Formula (Contoura Tilt or Recline) & (Conventional Tilt or Recline) on TDX	1	1
			Screw, Hex Head w/ Patch (1/4-20 x 1/2")	1	4
			NLA - Screw, Phillips Pan Head w/ Patch (#10-32 x 3/8")	1	2
			Washer (1/4 x 1/2 x 1/16")	1	4
			Locknut (1/4-20)	1	4
			NLA - Bracket, Controller Mounting, Black	1	1
			NLA - Screw, Hex Head (1/4-20 x 1-1/8")	1	4
			NLA - Bracket, Standoff, Black	1	2
			Half Clamp, Non-Threaded Holes	1	2
			NLA - Half Clamp, Threaded Holes	1	2
			Tie Wrap (11-1/2" L)	1	10
	H	1095503-NLA	NLA - Package, Tie Wrap (5-5/8" L)	10	1
	H	1095502-NLA	NLA - Package, Tie Wrap (11-1/2" L)	10	1
	H	1141486-NLA	NLA - Instruction Sheet, MK5 SAC To MK5 TAC Conversion For Formula (Contoura Tilt or Recline) & (Conventional Tilt or Recline) on TDX	1	1
<p>NOTE: A - Includes items 7-10 B - Includes items 12-14 and 16-21 C - Includes items 12-21 D - Includes items 2, 12-14, 16-21 and 23-26 E - Includes items 2, 12-21 and 23-26 F - When converting a MK5 SAC to a MK5 TAC, refer to the Conversion Kit part # 1142597. Conversion Kit includes all parts needed to convert a (Contoura Recline Only, Contoura Tilt Only or Conventional Tilt Only) G - Not Shown. Kit components for a Conventional Tilt Only uses items 1, 2, 5, 7-10, Cable Ties and Instruction Sheet H - Not Shown</p> <p>Effective (7/1/2009), switches are mercury free.</p>					

MK5 SAC and Mounting Hardware

Conventional Recline and Recline w/ BPO Option (Before 1/6/06)

As of 7/1/2009, switches are mercury free.



MK5 SAC and Mounting Hardware

Conventional Recline and Recline w/ BPO Option (Before 1/6/06)

As of 7/1/2009, switches are mercury free.

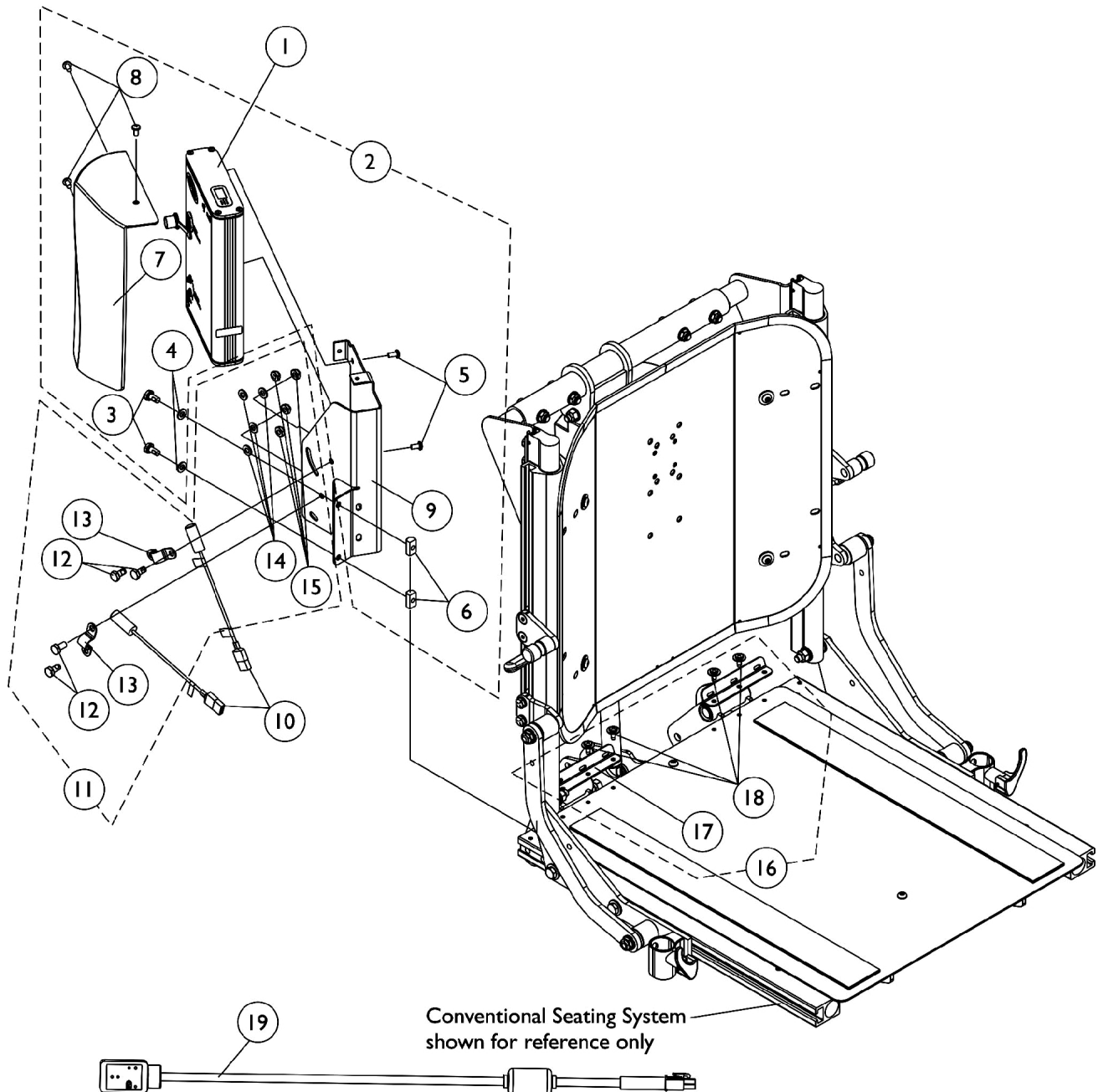
Item Number	Note	Part Number	Description	Quantity Per	
				Package	Assembly
1	C	1119458-NLA	NLA - Control, MK5 SAC	1	1
2		1080635-NLA	NLA - Harness, Recline/Tilt Limit Mercury Free Ball Switch	1	1
3	A	1125773-NLA	NLA - Kit, SAC/Mercury Switch Mounting Hardware For Conventional Recline Only	1	1
5			Screw, Hex Head w/ Patch (1/4-20 x 1/2")	1	2
6			NLA - Bracket, Switch Mounting, Black	1	1
7			Washer (1/4 x 1/2 x 1/16")	1	2
8			Locknut (1/4-20)	1	2
9			NLA - Screw, Hex Head (1/4-20 x 1-3/8")	1	2
10			Washer (1/4 x 1/2 x 1/16")	1	2
11			NLA - Bracket, MK5 SAC Mounting, Black	1	1
12			Screw, Phillips Pan Head (#4-40 x 3/8")	1	2
13			T-Nut (1/4-20)	1	2
14			NLA - Bracket, Seat Pan Wiring, Black	1	2
15			Screw, Phillips Pan Head Tap (#10-32 x 1/2")	1	4
4	B	1125770-NLA	NLA - Kit, Switch Mounting Hardware	1	1
5			Screw, Hex Head w/ Patch (1/4-20 x 1/2")	1	2
6			NLA - Bracket, Switch Mounting, Black	1	1
7			Washer (1/4 x 1/2 x 1/16")	1	2
8			Locknut (1/4-20)	1	2
16		1126179-NLA	NLA - Harness, Actuator Extension To SAC or TRSS	1	1
17		1119418	Cable, Auxiliary Power	1	1
NOTE: A - Includes items 5-15 B - Includes items 5-8 C - MK5 SAC was discontinued and replaced with a MK5 TAC. See page titled "MK5 TAC, Shroud Cover & Mercury Switches, Conv. Recline & Recline w/ BPO Option" After 1/05/06					

MK5 TAC, Shroud Cover and Mercury Free Switches

Conventional Recline & Recline w/ BPO Option

(After 1/5/06)

As of 7/1/2009, switches are mercury free.



MK5 TAC, Shroud Cover and Mercury Free Switches

Conventional Recline & Recline w/ BPO Option (After 1/5/06)

As of 7/1/2009, switches are mercury free.

Item Number	Note	Part Number	Description	Quantity Per	
				Package	Assembly
1	D	1118728-NLA	NLA - Controller, MK5 TAC	1	1
2	A	1133131-NLA	NLA - Kit, TRECM/TAC Mounting Hardware and Shroud Cover	1	1
3			For Conventional Seating w/ Extruded Canes		
4			Screw, Hex Head w/ Patch (1/4-20 x 1/2")	1	2
5			Washer (1/4 x 1/2 x 1/16")	1	2
6			NLA - Screw, Phillips Pan Head w/ Patch (#10-32 x 3/8")	1	2
7			T-Nut (1/4-20)	1	2
8			Shroud, TRECM/TAC Recline Cover	1	1
9			Screw, Phillips Pan Head Tap (#10-32 x 3/8")	1	3
10		1080634-NLA	NLA - Bracket, TRECM/TAC Controller/Shroud Mounting, Black	1	1
11	B	1125730	NLA - Harness, Drive Lockout Mercury Free Ball Switch	1	2
12			NLA - Kit, Drive Lockout/Recline Switch Mounting Hardware	2	1
13			Screw, Hex Head w/ Patch (1/4-20 x 1/2")	1	4
14			NLA - Bracket, Switch Mounting, Black	1	2
15			Washer (1/4 x 1/2 x 1/16")	1	4
16			Locknut (1/4-20)	1	4
17	B	1125770-NLA	NLA - Kit, Switch Mounting Hardware	1	2
18			Screw, Hex Head w/ Patch (1/4-20 x 1/2")	1	2
19			NLA - Bracket, Switch Mounting, Black	1	1
20			Washer (1/4 x 1/2 x 1/16")	1	2
21			Locknut (1/4-20)	1	2
22	C	1133130-NLA	NLA - Kit, Seat Pan Wiring Brackets w/ Hardware	2	1
23			NLA - Bracket, Seat Pan Wiring, Black	1	2
24			Screw, Phillips Pan Head Tap (#10-32 x 1/2")	1	4
25		1119418	Cable, Auxiliary Power	1	1
26	E	1142599-NLA	Kit, MK5 SAC To MK5 TAC Conversion For Conventional Recline	1	1
27			NLA - Controller, MK5 TAC	1	1
28			Screw, Hex Head w/ Patch (1/4-20 x 1/2")	1	4
29			Washer (1/4 x 1/2 x 1/16")	1	6
30			NLA - Screw, Phillips Pan Head w/ Patch (#10-32 x 3/8")	1	2
31			T-Nut (1/4-20)	1	2
32			Shroud, TRECM/TAC Recline Cover	1	1
33			Screw, Phillips Pan Head Tap (#10-32 x 3/8")	1	3

MK5 TAC, Shroud Cover and Mercury Free Switches

Conventional Recline & Recline w/ BPO Option (After 1/5/06)

As of 7/1/2009, switches are mercury free.

Item Number	Note	Part Number	Description	Quantity Per	
				Package	Assembly
9			NLA - Bracket, TRECM/TAC Controller/Shroud Mounting, Black	1	1
10			NLA - Harness, Drive Lockout Mercury Free Ball Switch	1	2
13			NLA - Bracket, Switch Mounting, Black	1	1
15			Locknut (1/4-20)	1	2
			Tie Wrap (11-1/2" L)	1	10
			Tie Wrap (5-5/8" L)	1	10
			NLA - Instruction Sheet, MK5 SAC To MK5 TAC Conversion For Formula (Contoura Tilt or Recline) & (Conventional Tilt or Recline) on TDX	1	1
	E	1142599E-NLA	NLA - Reconditioned - MK5 SAC To MK5 TAC Conversion For Conventional Kit Recline	1	1
			NLA - WARR RPLMT - Controller, MK5 TAC	1	1
			Screw, Hex Head w/ Patch (1/4-20 x 1/2")	1	4
			Washer (1/4 x 1/2 x 1/16")	1	4
			NLA - Screw, Phillips Pan Head w/ Patch (#10-32 x 3/8")	1	2
			T-Nut (1/4-20)	1	2
			Shroud, TRECM/TAC Recline Cover	1	1
			Screw, Phillips Pan Head Tap (#10-32 x 3/8")	1	3
			NLA - Bracket, TRECM/TAC Controller/Shroud Mounting, Black	1	1
			NLA - Harness, Drive Lockout Mercury Free Ball Switch	1	2
			NLA - Bracket, Switch Mounting, Black	1	1
			Locknut (1/4-20)	1	2
			Tie Wrap (11-1/2" L)	1	10
			Tie Wrap (5-5/8" L)	1	10
			NLA - Instruction Sheet, MK5 SAC To MK5 TAC Conversion For Formula (Contoura Tilt or Recline) & (Conventional Tilt or Recline) on TDX	1	1
	F	1095503-NLA	NLA - Package, Tie Wrap (5-5/8" L)	10	1
	F	1095502-NLA	NLA - Package, Tie Wrap (11-1/2" L)	10	1
	F	1141486-NLA	NLA - Instruction Sheet, MK5 SAC To MK5 TAC Conversion For Formula (Contoura Tilt or Recline) & (Conventional Tilt or Recline) on TDX	1	1

MK5 TAC, Shroud Cover and Mercury Free Switches

Conventional Recline & Recline w/ BPO Option

(After 1/5/06)

As of 7/1/2009, switches are mercury free.

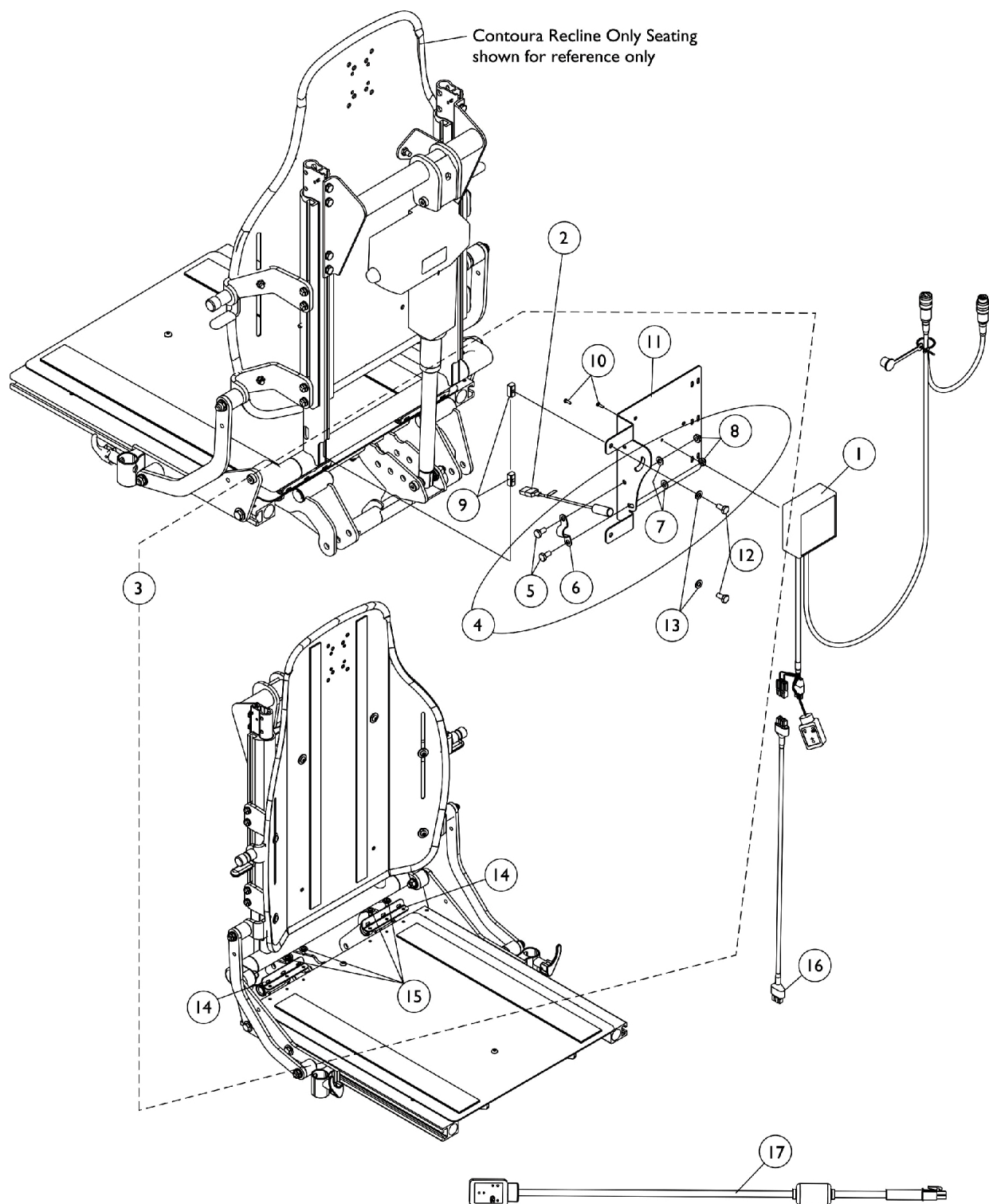
NOTE: A - Includes items 3-9
B - Includes items 12-15
C - Includes items 17-18
D - When converting a MK5 SAC to a MK5 TAC, refer to the Conversion Kit part # 1142599. Conversion Kit includes all parts needed to convert a (Conventional Recline)
E - Not Shown. Kit components for Conventional Recline Only uses items 1, 3-10, 12-15, Cable Ties and Instruction Sheet
F - Not Shown

MK5 SAC and Mounting Hardware

Contoura Recline Only & Contoura Tilt Only

(Before 1/6/06)

As of 7/1/2006, switches are mercury free.



MK5 SAC and Mounting Hardware

Contoura Recline Only & Contoura Tilt Only

(Before 1/6/06)

As of 7/1/2006, switches are mercury free.

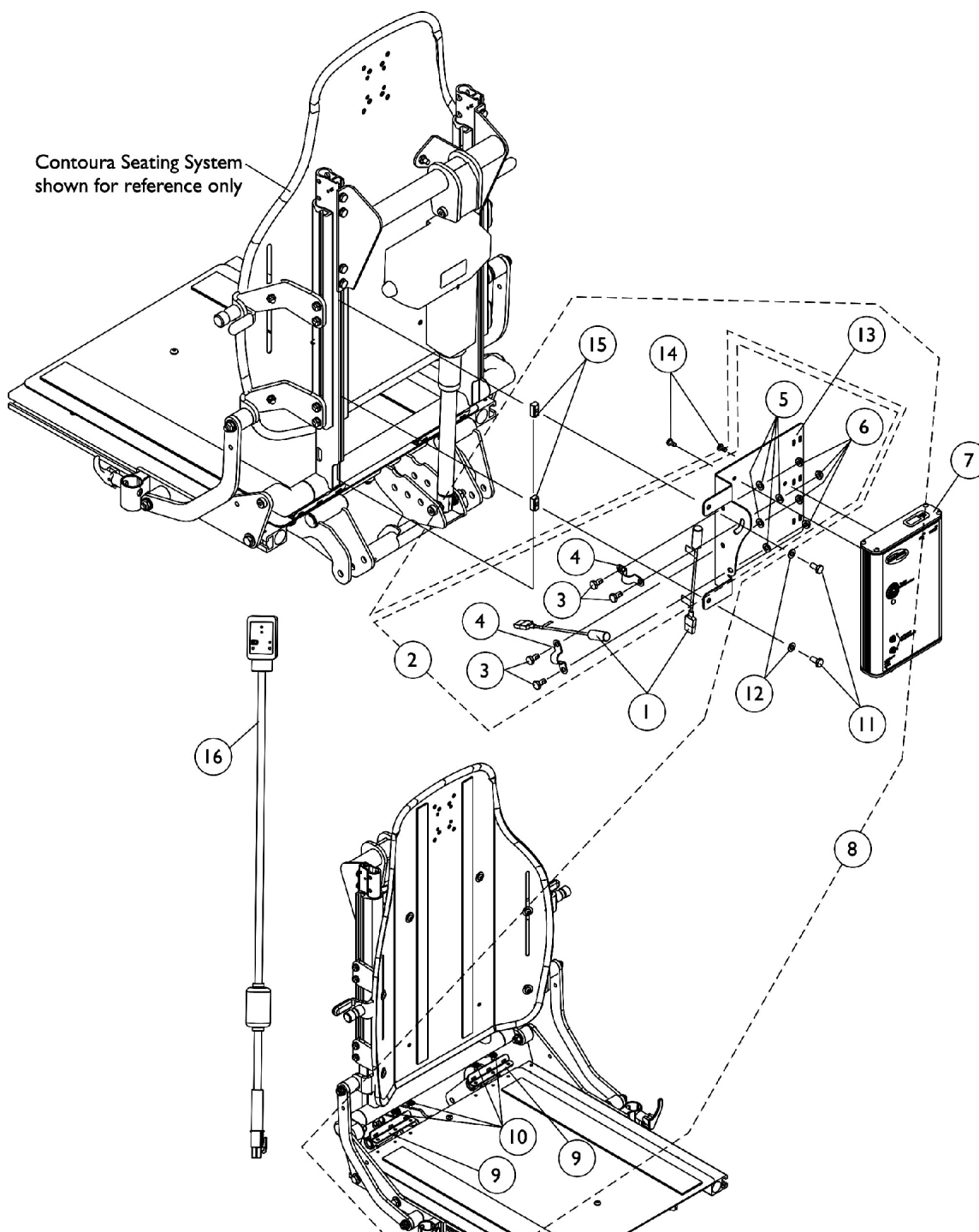
Item Number	Note	Part Number	Description	Quantity Per	
				Package	Assembly
1	C	1119458-NLA	NLA - Control, MK5 SAC	1	1
2		1080635-NLA	NLA - Harness, Recline/Tilt Limit Mercury Free Ball Switch	1	1
3	A	1125771-NLA	NLA - Kit, SAC/Mercury Switch Mounting Hardware	1	1
5			Screw, Hex Head w/ Patch (1/4-20 x 1/2")	1	2
6			NLA - Bracket, Switch Mounting, Black	1	1
7			Washer (1/4 x 1/2 x 1/16")	1	2
8			Locknut (1/4-20)	1	2
9			T-Nut (1/4-20)	1	2
10			Screw, Phillips Pan Head (#4-40 x 3/8")	1	2
11			NLA - Bracket, Mounting, Black	1	1
12			Screw, Hex Head w/ Patch (1/4-20 x 1/2")	1	2
13			Washer (1/4 x 1/2 x 1/16")	1	2
14			NLA - Bracket, Seat Pan Wiring, Black	1	2
15			Screw, Phillips Pan Head Tap (#10-32 x 1/2")	1	4
4	B	1125770-NLA	NLA - Kit, Switch Mounting Hardware	1	1
5			Screw, Hex Head w/ Patch (1/4-20 x 1/2")	1	2
6			NLA - Bracket, Switch Mounting, Black	1	1
7			Washer (1/4 x 1/2 x 1/16")	1	2
8			Locknut (1/4-20)	1	2
16		1126179-NLA	NLA - Harness, Actuator Extension To SAC or TRSS	1	1
17		1119418	Cable, Auxiliary Power	1	1

NOTE: A - Includes items 5-15
 B - Includes items 5-8
 C - MK5 SAC was discontinued and replaced with a MK5 TAC. See page titled "MK5 TAC, Mercury Switches and Hardware" dated after 1/5/06

MK5 TAC, Switches and Mounting Hardware

Contoura Recline Only & Contoura Tilt Only (After 1/5/06)

As of 7/1/2009, switches are mercury free.



MK5 TAC, Switches and Mounting Hardware

Contoura Recline Only & Contoura Tilt Only (After 1/5/06)

As of 7/1/2009, switches are mercury free.



MK5 TAC, Switches and Mounting Hardware

Contoura Recline Only & Contoura Tilt Only (After 1/5/06)

As of 7/1/2009, switches are mercury free.

Item Number	Note	Part Number	Description	Quantity Per	
				Package	Assembly
1		1080634-NLA	NLA - Harness, Drive Lockout Mercury Free Ball Switch	1	2
2	A	1125730	NLA - Kit, Drive Lockout/Recline Switch Mounting Hardware	2	1
3			Screw, Hex Head w/ Patch (1/4-20 x 1/2")	1	4
4			NLA - Bracket, Switch Mounting, Black	1	2
5			Washer (1/4 x 1/2 x 1/16")	1	4
6			Locknut (1/4-20)	1	4
7	C	1118728-NLA	NLA - Controller, MK5 TAC	1	1
2	A	1125770-NLA	NLA - Kit, Switch Mounting Hardware	1	2
3			Screw, Hex Head w/ Patch (1/4-20 x 1/2")	1	2
4			NLA - Bracket, Switch Mounting, Black	1	1
5			Washer (1/4 x 1/2 x 1/16")	1	2
6			Locknut (1/4-20)	1	2
8	B	1125732	NLA - Kit, TRECM/TAC Mounting Hardware Contoura	1	1
9			NLA - Bracket, Seat Pan Wiring, Black	1	2
10			Screw, Phillips Pan Head Tap (#10-32 x 1/2")	1	4
11			Screw, Hex Head w/ Patch (1/4-20 x 1/2")	1	2
12			Washer (1/4 x 1/2 x 1/16")	1	2
13			NLA - Bracket, Mounting, Black	1	1
14			NLA - Screw, Phillips Pan Head w/ Patch (#10-32 x 3/8")	1	2
15			T-Nut (1/4-20)	1	2
14		1079316-NLA	NLA - Screw, Phillips Pan Head w/ Patch (#10-32 x 3/8")	1	2
16		1119418	Cable, Auxiliary Power	1	1
	D	1142597-NLA	Kit, MK5 SAC To MK5 TAC Conversion For (Formula Contoura Tilt or Recline) & (Conventional Tilt) on TDX	1	1
1			NLA - Harness, Drive Lockout Mercury Free Ball Switch	1	2
3			Screw, Hex Head w/ Patch (1/4-20 x 1/2")	1	10
4			NLA - Bracket, Switch Mounting, Black	1	1
5			Washer (1/4 x 1/2 x 1/16")	1	10
6			Locknut (1/4-20)	1	10
7			NLA - Controller, MK5 TAC	1	1
14			NLA - Screw, Phillips Pan Head w/ Patch (#10-32 x 3/8")	1	2

MK5 TAC, Switches and Mounting Hardware

Contoura Recline Only & Contoura Tilt Only (After 1/5/06)

As of 7/1/2009, switches are mercury free.

Item Number	Note	Part Number	Description	Quantity Per	
				Package	Assembly
			Bracket, Mercury Switch Mounting, Black	1	1
			NLA - Bracket, Controller Mounting, Black	1	1
			NLA - Screw, Hex Head (1/4-20 x 1-1/8")	1	4
			NLA - Bracket, Standoff, Black	1	2
			Half Clamp, Non-Threaded Holes	1	2
			NLA - Half Clamp, Threaded Holes	1	2
			Tie Wrap (11-1/2" L)	1	10
			Tie Wrap (5-5/8" L)	1	10
			NLA - Instruction Sheet, MK5 SAC To MK5 TAC Conversion For Formula (Contoura Tilt or Recline) & (Conventional Tilt or Recline) on TDX	1	1
	D	1142597E-NLA	NLA - Reconditioned - MK5 SAC To MK5 TAC Conversion Kit For (Formula Contoura Tilt or Recline) & (Conventional Tilt) on TDX	1	1
1			NLA - WARR RPLMT - Controller, MK5 TAC	1	1
2			NLA - Screw, Phillips Pan Head w/ Patch (#10-32 x 3/8")	1	2
5			NLA - Harness, Drive Lockout Mercury Free Ball Switch	1	2
7			Screw, Hex Head w/ Patch (1/4-20 x 1/2")	1	4
8			NLA - Bracket, Switch Mounting, Black	1	1
9			Washer (1/4 x 1/2 x 1/16")	1	4
10			Locknut (1/4-20)	1	4
			Bracket, Mercury Switch Mounting, Black	1	1
			Tie Wrap (5-5/8" L)	1	10
			NLA - Instruction Sheet, MK5 SAC To MK5 TAC Conversion For Formula (Contoura Tilt or Recline) & (Conventional Tilt or Recline) on TDX	1	1
			Screw, Hex Head w/ Patch (1/4-20 x 1/2")	1	4
			NLA - Screw, Phillips Pan Head w/ Patch (#10-32 x 3/8")	1	2
			Washer (1/4 x 1/2 x 1/16")	1	4
			Locknut (1/4-20)	1	4
			NLA - Bracket, Controller Mounting, Black	1	1
			NLA - Screw, Hex Head (1/4-20 x 1-1/8")	1	4
			NLA - Bracket, Standoff, Black	1	2
			Half Clamp, Non-Threaded Holes	1	2
			NLA - Half Clamp, Threaded Holes	1	2
			Tie Wrap (11-1/2" L)	1	10

MK5 TAC, Switches and Mounting Hardware

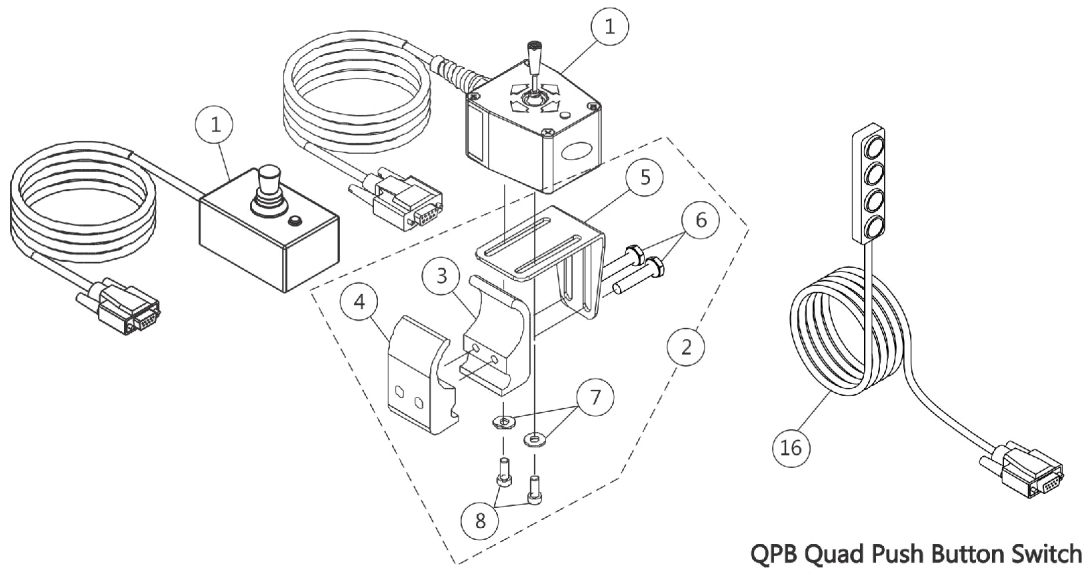
Contoura Recline Only & Contoura Tilt Only (After 1/5/06)

As of 7/1/2009, switches are mercury free.

Item Number	Note	Part Number	Description	Quantity Per	
				Package	Assembly
	E	1095503-NLA	NLA - Package, Tie Wrap (5-5/8" L)	10	1
	E	1095502-NLA	NLA - Package, Tie Wrap (11-1/2" L)	10	1
	E	1141486-NLA	NLA - Instruction Sheet, MK5 SAC To MK5 TAC Conversion For Formula (Contoura Tilt or Recline) & (Conventional Tilt or Recline) on TDX	1	1
NOTE: A - Includes items 3-7 B - Includes items 9-15 C - When converting a MK5 SAC to a MK5 TAC, refer to the Conversion Kit part # 1142597. Conversion Kit includes all parts needed to convert a (Contoura Recline Only, Contoura Tilt Only or Conventional Tilt Only) D - Not Shown. Kit components for a Contoura Tilt Only or Recline Only uses items 1, 3-7 and 14, Cable Ties and Instruction Sheet E - Not Shown					

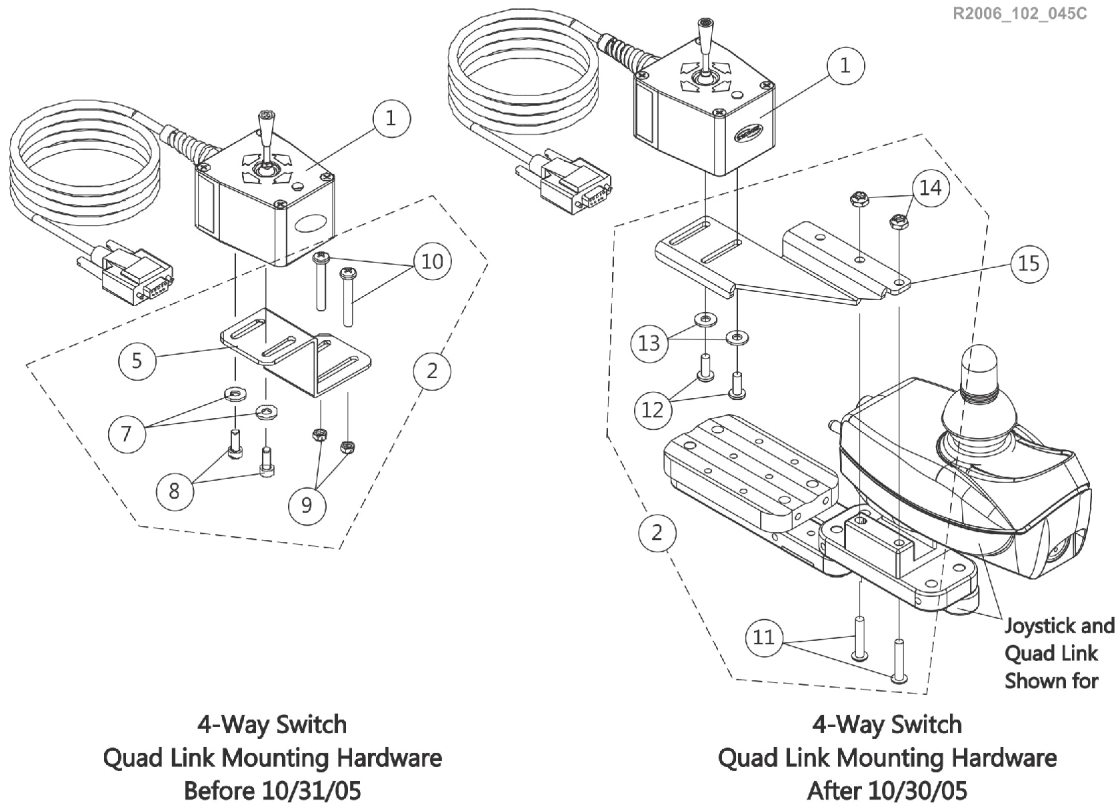
4-Way Switch and Quad Push Button (QPB) Switch

NOTE: 4-Way Switch and Quad Push Button (QPB) used with a MK5 TRECM controller



4-Way Switch
Joystick Tube Mounting Hardware

R2006_102_045C



4-Way Switch
Quad Link Mounting Hardware
After 10/30/05

Joystick and
Quad Link
Shown for

4-Way Switch and Quad Push Button (QPB) Switch

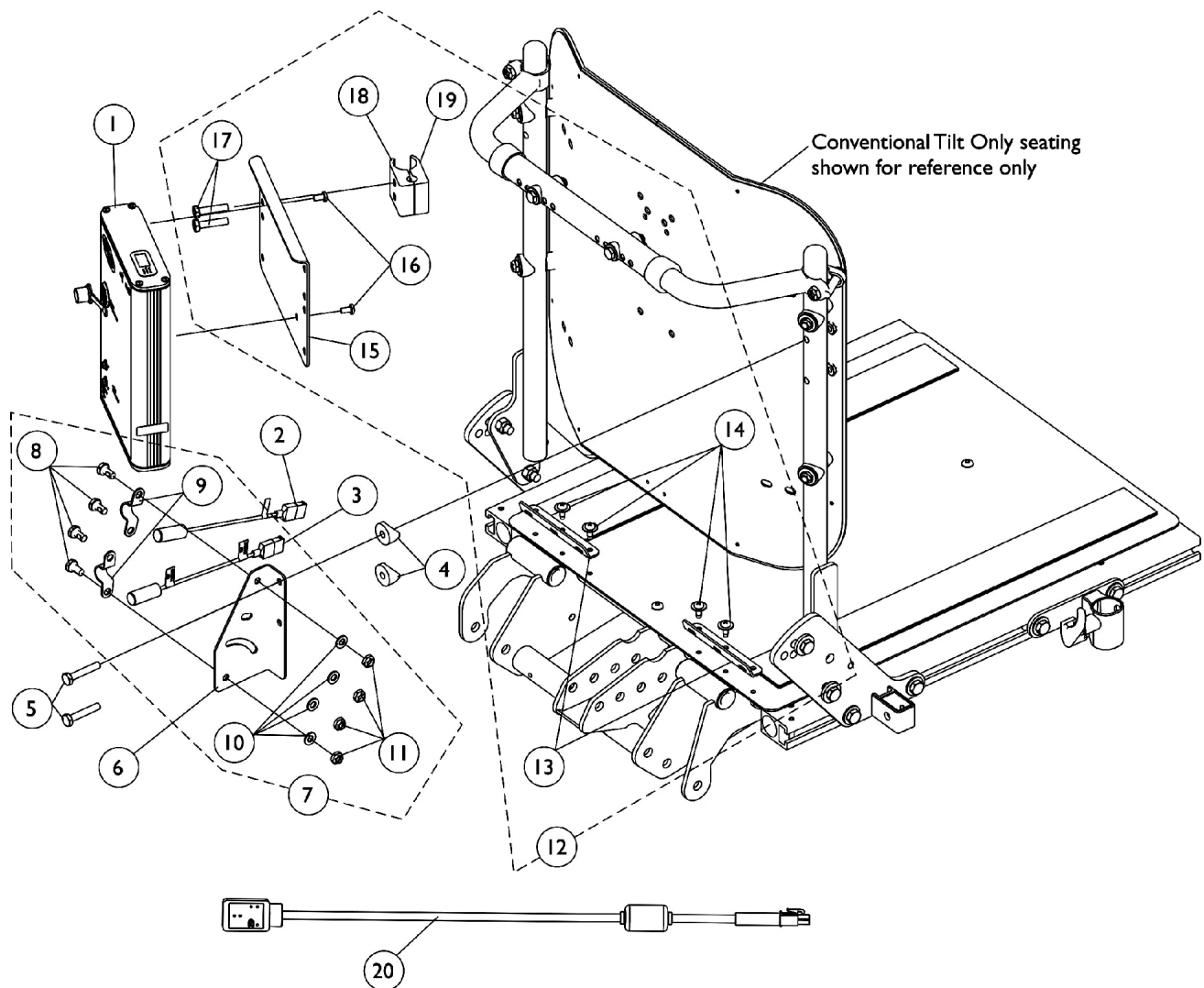
NOTE: 4-Way Switch and Quad Push Button (QPB) used with a MK5 TRECM controller

Item Number	Note	Part Number	Description	Quantity Per	
				Package	Assembly
1	D	1080116-NLA	NLA - Switch, 4-Way (FWT)	1	1
1		60105577	Kit, Switch, 4-Way (FWT)	1	1
2	A	1077519	Kit, 4-Way Switch Joystick Tube Mounting Hardware	1	1
3			NLA - Half Clamp, Threaded Holes	1	1
4			Half Clamp, Non-Threaded Holes	1	1
5			NLA - Bracket, Joystick Mounting, Black	1	1
6			NLA - Screw, Hex Head (1/4-20 x 1-1/8")	1	2
7			Washer (#10 Flat)	1	2
8			Screw, Phillips Pan Head (#10-32 x 1/2")	1	2
2	B,E	1077520-NLA	NLA - Kit, 4-Way Switch Quad Link Mounting Hardware	1	1
5			NLA - Bracket, Quad Link Mounting, Black	1	1
7			Washer (#10 Flat)	1	2
8			Screw, Phillips Pan Head (#10-32 x 1/2")	1	2
9			Locknut (#10-32)	1	2
10			Screw, Phillips Pan Head (#10-32 x 1-3/8")	1	2
2	C,E	1139418	Kit, 4-Way Switch Quad Link Mounting Hardware	1	1
11			Screw, Phillips Pan Head w/Patch (#10-32 x 7/8")	1	2
12			Screw, Phillips Pan Head (#10-32 x 1/2")	1	2
13			NLA - Washer, Nylon (#10)	1	2
14			Locknut (#10-32)	1	2
15		1134132	Bracket, 4-Way Switch Quad Link, Black - Right	1	1
15		1134133	Bracket, 4-Way Switch Quad Link, Black - Left	1	1
16		1126177	Switch, Quad Push Button (QPB)	1	1
NOTE: A - Includes items 3-8 B - Before 10/31/05. Includes items 5 and 7-10 C - After 10/30/05. Includes items 11-14. D - Part #1080116 is No Longer Available. Order item #1 part number 60105577 as a replacement. New design is rectangular in shape. It is recommended to order new Hardware 1077519 as well. E - 4-Way Toggle Switch 60105577 is not compatible with this hardware.					

MK5 TRECM, Mercury Free Switches and Mounting Hardware

Conventional Tilt and Tilt w/ BPO Option (Before 1/17/05)

As of 7/1/2009, switches are mercury free.



MK5 TRECM, Mercury Free Switches and Mounting Hardware

Conventional Tilt and Tilt w/ BPO Option (Before 1/17/05)

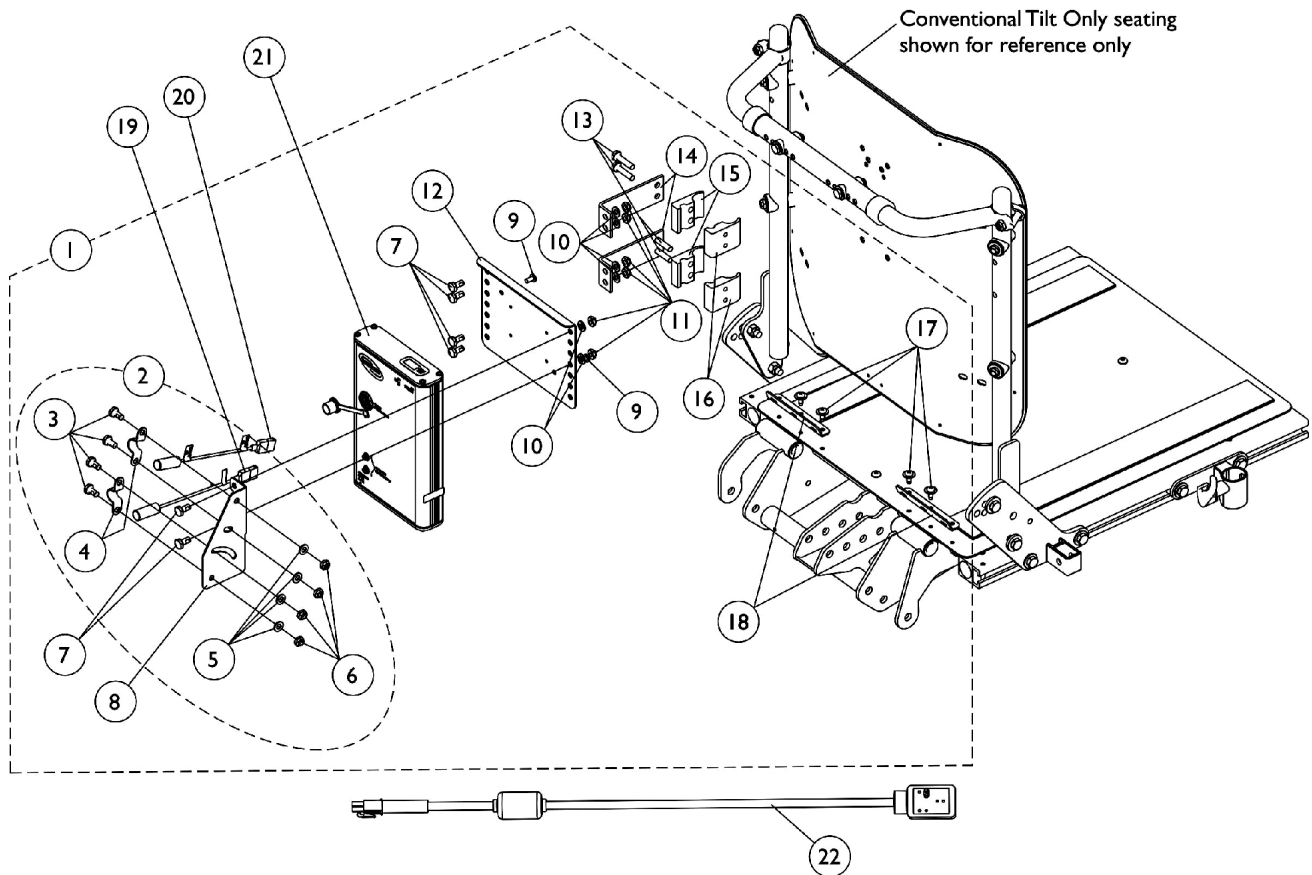
As of 7/1/2009, switches are mercury free.

Item Number	Note	Part Number	Description	Quantity Per	
				Package	Assembly
1		1123263-NLA	NLA - Controller, MK5 TRECM	1	1
2		1080634-NLA	NLA - Harness, Drive Lockout Mercury Free Ball Switch	1	1
3		1123268-NLA	NLA - Harness, Tilt Mercury Free Ball Switch	1	1
4		40157X019-NLA	NLA - Spacer, Coved (1/4 x 7/8 x 7/16")	1	2
5		1074642-NLA	NLA - Screw, Hex Head (1/4-20 x 1-3/8")	1	2
6		1125792-NLA	NLA - Bracket, Mercury Free Switch Mounting, Black	1	1
7	A,C	1125730-NLA	NLA - Kit, Drive Lockout/Recline Switch Mounting Hardware	2	1
8			Screw, Hex Head w/ Patch (1/4-20 x 1/2")	1	4
9			NLA - Bracket, Switch Mounting, Black	1	2
10			Washer (1/4 x 1/2 x 1/16")	1	4
11			Locknut (1/4-20)	1	4
12	B	1128348-NLA	NLA - Kit, MK5 TRECM Mounting Hardware For Conventional Tilt Only	1	1
13			NLA - Bracket, Seat Pan Wiring, Black	1	2
14			Screw, Phillips Pan Head Tap (#10-32 x 1/2")	1	4
15			NLA - Bracket, Controller Mounting, Black	1	1
16			NLA - Screw, Phillips Pan Head w/ Patch (#10-32 x 3/8")	1	2
17			NLA - Screw, Hex Head (1/4-20 x 1-1/8")	1	2
18			Half Clamp, Non-Threaded Holes	1	1
19			NLA - Half Clamp, Threaded Holes	1	1
20		1119418	Cable, Auxiliary Power	1	1
NOTE: A - Includes items 8-11 B - Includes items 13-19 C - Kit can be used with the tilt switch as well					

MK5 TRECM, Mercury Free Switches and Mounting Hardware

Conventional Tilt & Tilt w/ BPO Option
(1/17/05-4/14/05)

As of 7/1/2009, switches are mercury free.



MK5 TRECM, Mercury Free Switches and Mounting Hardware

Conventional Tilt & Tilt w/ BPO Option (1/17/05-4/14/05)

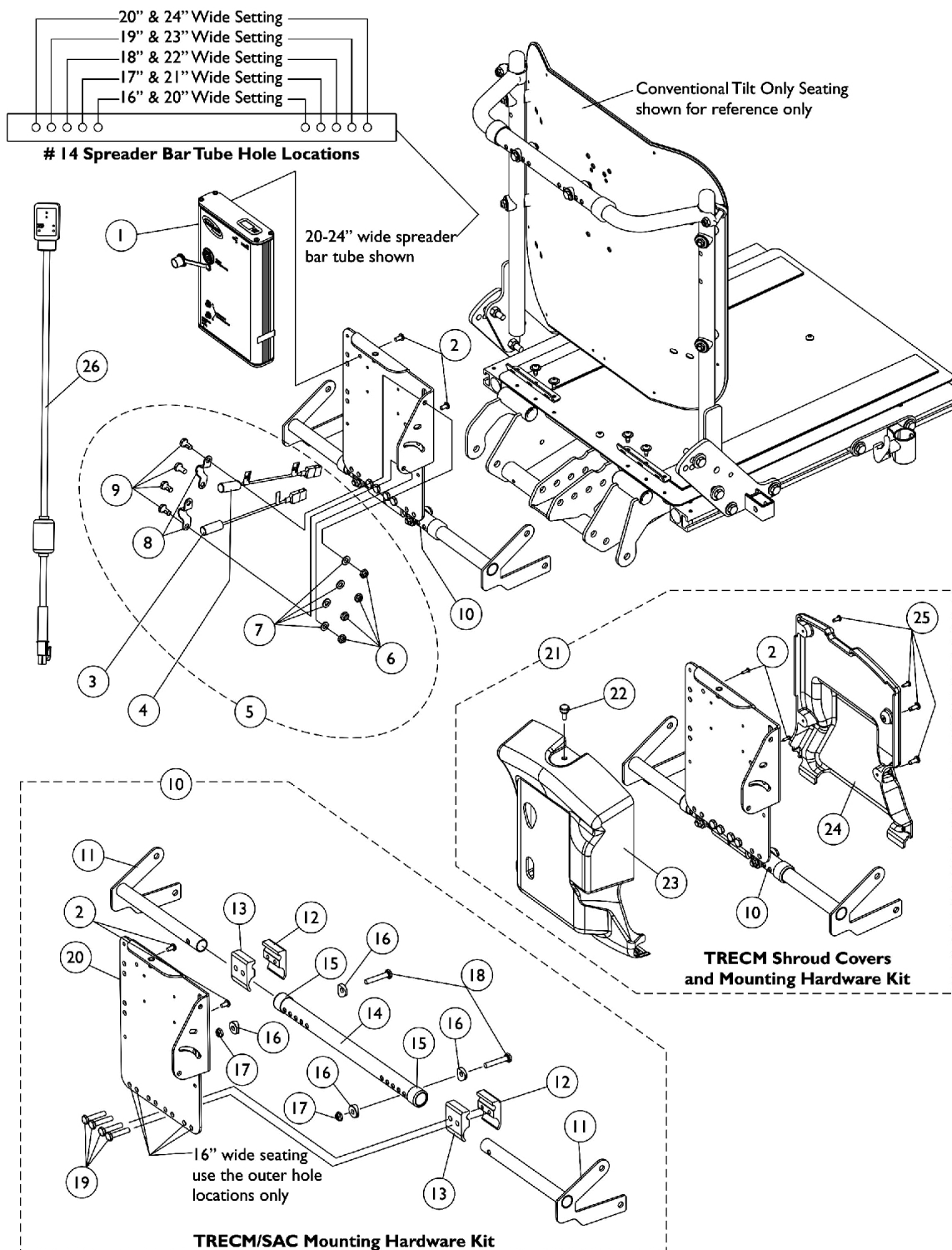
As of 7/1/2009, switches are mercury free.

Item Number	Note	Part Number	Description	Quantity Per	
				Package	Assembly
1	A	1128359-NLA	NLA - Kit, TRECM/TAC and Switch Mounting Hardware	1	1
3			Screw, Hex Head w/ Patch (1/4-20 x 1/2")	1	4
4			NLA - Bracket, Switch Mounting, Black	1	2
5			Washer (1/4 x 1/2 x 1/16")	1	4
6			Locknut (1/4-20)	1	4
7			Screw, Hex Head w/ Patch (1/4-20 x 1/2")	1	6
8			Bracket, Mercury Switch Mounting, Black	1	1
9			NLA - Screw, Phillips Pan Head w/ Patch (#10-32 x 3/8")	1	2
10			Washer (1/4 x 1/2 x 1/16")	1	6
11			Locknut (1/4-20)	1	6
12			NLA - Bracket, Controller Mounting, Black	1	1
13			NLA - Screw, Hex Head (1/4-20 x 1-1/8")	1	4
14			NLA - Bracket, Standoff, Black	1	2
15			Half Clamp, Non-Threaded Holes	1	2
16			NLA - Half Clamp, Threaded Holes	1	2
17			Screw, Phillips Pan Head Tap (#10-32 x 1/2")	1	4
18			NLA - Bracket, Seat Pan Wiring, Black	1	2
19		1080634-NLA	NLA - Harness, Drive Lockout Mercury Free Ball Switch	1	1
20	B	1123268-NLA	NLA - Harness, Tilt Mercury Free Ball Switch	1	1
21		1123263-NLA	NLA - Controller, MK5 TRECM	1	1
2		1125730-NLA	NLA - Kit, Drive Lockout/Recline Switch Mounting Hardware	2	1
3			Screw, Hex Head w/ Patch (1/4-20 x 1/2")	1	4
4			NLA - Bracket, Switch Mounting, Black	1	2
5			Washer (1/4 x 1/2 x 1/16")	1	4
6			Locknut (1/4-20)	1	4
22		1119418	Cable, Auxiliary Power	1	1
NOTE: A - Includes items 3-18 B - Includes items 3-6					
Mounting hardware after 1/16/05 will now accommodate the Personal Back 10 and DualFlex Backs from Invacare.					

MK5 TRECM, Shroud Cover, Mercury Free Switches and Mounting Hardware

Conventional Tilt & Tilt w/ BPO Option

(4/15/05-10/19/05)



MK5 TRECM, Shroud Cover, Mercury Free Switches and Mounting Hardware

Conventional Tilt & Tilt w/ BPO Option (4/15/05-10/19/05)

Item Number	Note	Part Number	Description	Quantity Per	
				Package	Assembly
1		1123263-NLA	NLA - Controller, MK5 TRECM	1	1
2		1079316-NLA	NLA - Screw, Phillips Pan Head w/ Patch (#10-32 x 3/8")	1	2
3		1123268-NLA	NLA - Harness, Tilt Mercury Free Ball Switch	1	1
4		1080634-NLA	NLA - Harness, Drive Lockout Mercury Free Ball Switch	1	1
5	A	1125730-NLA	NLA - Kit, Drive Lockout/Recline Switch Mounting Hardware	2	1
6			Locknut (1/4-20)	1	4
7			Washer (1/4 x 1/2 x 1/16")	1	4
8			NLA - Bracket, Switch Mounting, Black	1	2
9			Screw, Hex Head w/ Patch (1/4-20 x 1/2")	1	4
10	B,D	1128362-NLA	NLA - Kit, TRECM/SAC Mounting Hardware 16-20" Wide For Conventional Tilt Only	1	1
2			NLA - Screw, Phillips Pan Head w/ Patch (#10-32 x 3/8")	1	2
2			Screw, Phillips Pan Head (#4-40 x 3/8")	1	4
11			Bracket, Spreader Bar, Black - Right	1	1
11			Bracket, Spreader Bar, Black - Left	1	1
12			NLA - Half Clamp, Threaded Holes	1	2
13			Half Clamp, Non-Threaded Holes	1	2
14			Tube, Spreader Bar, Black (16 - 20" W)	1	1
15			Collar, Anti-Rattle (7/8")	1	2
16			Spacer, Coved (1/4 x 11/16 x 1/2")	1	4
17			Locknut (1/4-20)	1	2
18			NLA - Screw, Hex Head (1/4-20 x 1-3/8")	1	2
19			Screw, Hex Head (1/4-20 x 1-1/4")	1	4
20			NLA - TRECM/SAC/TAC/MK6i Connector Shroud Mounting Tray Assembly	1	1
10	B,D	1128361-NLA	NLA - Kit, TRECM/SAC Mounting Hardware 20-24" Wide For Conventional Tilt Only	1	1
2			NLA - Screw, Phillips Pan Head w/ Patch (#10-32 x 3/8")	1	2
2			Screw, Phillips Pan Head (#4-40 x 3/8")	1	4
11			Bracket, Spreader Bar, Black - Right	1	1
11			Bracket, Spreader Bar, Black - Left	1	1
12			NLA - Half Clamp, Threaded Holes	1	2
13			Half Clamp, Non-Threaded Holes	1	2
14			Tube, Spreader Bar, Black (20 - 24" W)	1	1
15			Collar, Anti-Rattle (7/8")	1	2
16			Spacer, Coved (1/4 x 11/16 x 1/2")	1	4
17			Locknut (1/4-20)	1	2

MK5 TRECM, Shroud Cover, Mercury Free Switches and Mounting Hardware

Conventional Tilt & Tilt w/ BPO Option (4/15/05-10/19/05)

Item Number	Note	Part Number	Description	Quantity Per	
				Package	Assembly
18	C	1128364	NLA - Screw, Hex Head (1/4-20 x 1-3/8")	1	2
19			Screw, Hex Head (1/4-20 x 1-1/4")	1	4
20			NLA - TRECM/SAC/TAC/MK6i Connector Shroud Mounting Tray Assembly	1	1
21			Kit, TRECM Shrouds and Mounting Hardware 16-20" Wide For Conventional Tilt Only	1	1
2			NLA - Screw, Phillips Pan Head w/ Patch (#10-32 x 3/8")	1	2
11			Bracket, Spreader Bar, Black - Right	1	1
11			Bracket, Spreader Bar, Black - Left	1	1
12			NLA - Half Clamp, Threaded Holes	1	2
13			Half Clamp, Non-Threaded Holes	1	2
14			Tube, Spreader Bar, Black (16 - 20" W)	1	1
15			Collar, Anti-Rattle (7/8")	1	2
16			Spacer, Coved (1/4 x 11/16 x 1/2")	1	4
17			Locknut (1/4-20)	1	2
18			NLA - Screw, Hex Head (1/4-20 x 1-3/8")	1	2
19			Screw, Hex Head (1/4-20 x 1-1/4")	1	4
20			NLA - TRECM/SAC/TAC/MK6i Connector Shroud Mounting Tray Assembly	1	1
22			Screw, Thumb (#10-32 x 1/2")	1	1
23			NLA - Shroud, Cover	1	1
24			Shroud, Back	1	1
25			Screw, Phillips Pan Head Tap (#10-32 x 1/2")	1	4
21	C	1128363	Kit, TRECM Shrouds and Mounting Hardware 20-24" Wide For Conventional Tilt Only	1	1
2			NLA - Screw, Phillips Pan Head w/ Patch (#10-32 x 3/8")	1	2
11			Bracket, Spreader Bar, Black - Right	1	1
11			Bracket, Spreader Bar, Black - Left	1	1
12			NLA - Half Clamp, Threaded Holes	1	2
13			Half Clamp, Non-Threaded Holes	1	2
14			Tube, Spreader Bar, Black (20 - 24" W)	1	1
15			Collar, Anti-Rattle (7/8")	1	2
16			Spacer, Coved (1/4 x 11/16 x 1/2")	1	4
17			Locknut (1/4-20)	1	2
18			NLA - Screw, Hex Head (1/4-20 x 1-3/8")	1	2
19			Screw, Hex Head (1/4-20 x 1-1/4")	1	4
20			NLA - TRECM/SAC/TAC/MK6i Connector Shroud Mounting Tray Assembly	1	1
22			Screw, Thumb (#10-32 x 1/2")	1	1
23			NLA - Shroud, Cover	1	1

MK5 TRECM, Shroud Cover, Mercury Free Switches and Mounting Hardware

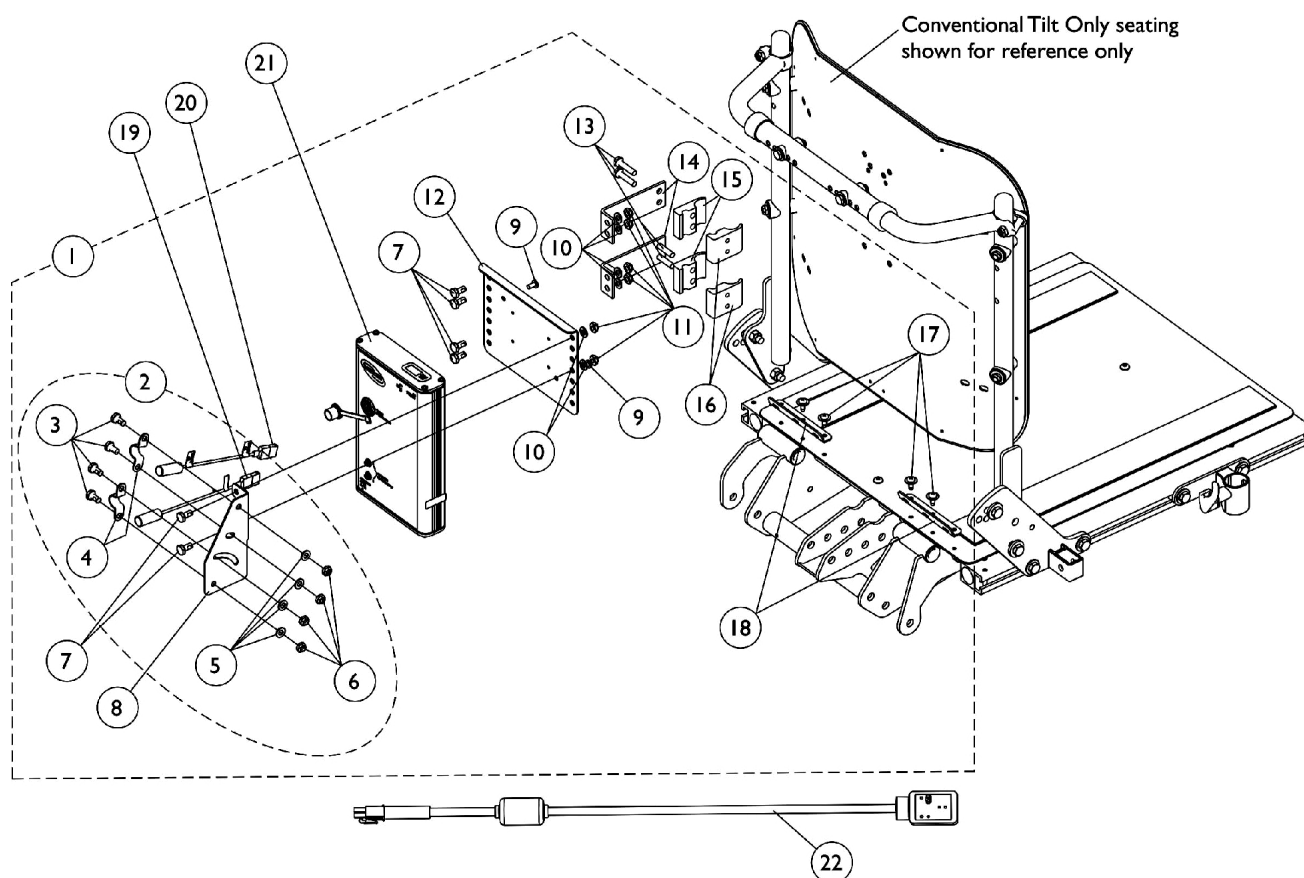
Conventional Tilt & Tilt w/ BPO Option (4/15/05-10/19/05)

Item Number	Note	Part Number	Description	Quantity Per	
				Package	Assembly
24			Shroud, Back	1	1
25			Screw, Phillips Pan Head Tap (#10-32 x 1/2")	1	4
26		1119418	Cable, Auxiliary Power	1	1
NOTE: A - Includes items 6-10 B - Includes items 2 and 11-20 C - Includes items 2, 11-20 and 22-25 D - Item 2 includes both attaching hardware screws for the MK5 TRECM and the MK5 SAC controller. Part number 1052041 screw is used to assemble a MK5 SAC to item 20 Mounting Tray Assembly.					

MK5 TRECM, Mercury Free Switches and Mounting Hardware

Conventional Tilt & Tilt w/ BPO Option (10/20/05-1/25/06)

As of 7/1/2009, switches are mercury free.



MK5 TRECM, Mercury Free Switches and Mounting Hardware

Conventional Tilt & Tilt w/ BPO Option (10/20/05-1/25/06)

As of 7/1/2009, switches are mercury free.

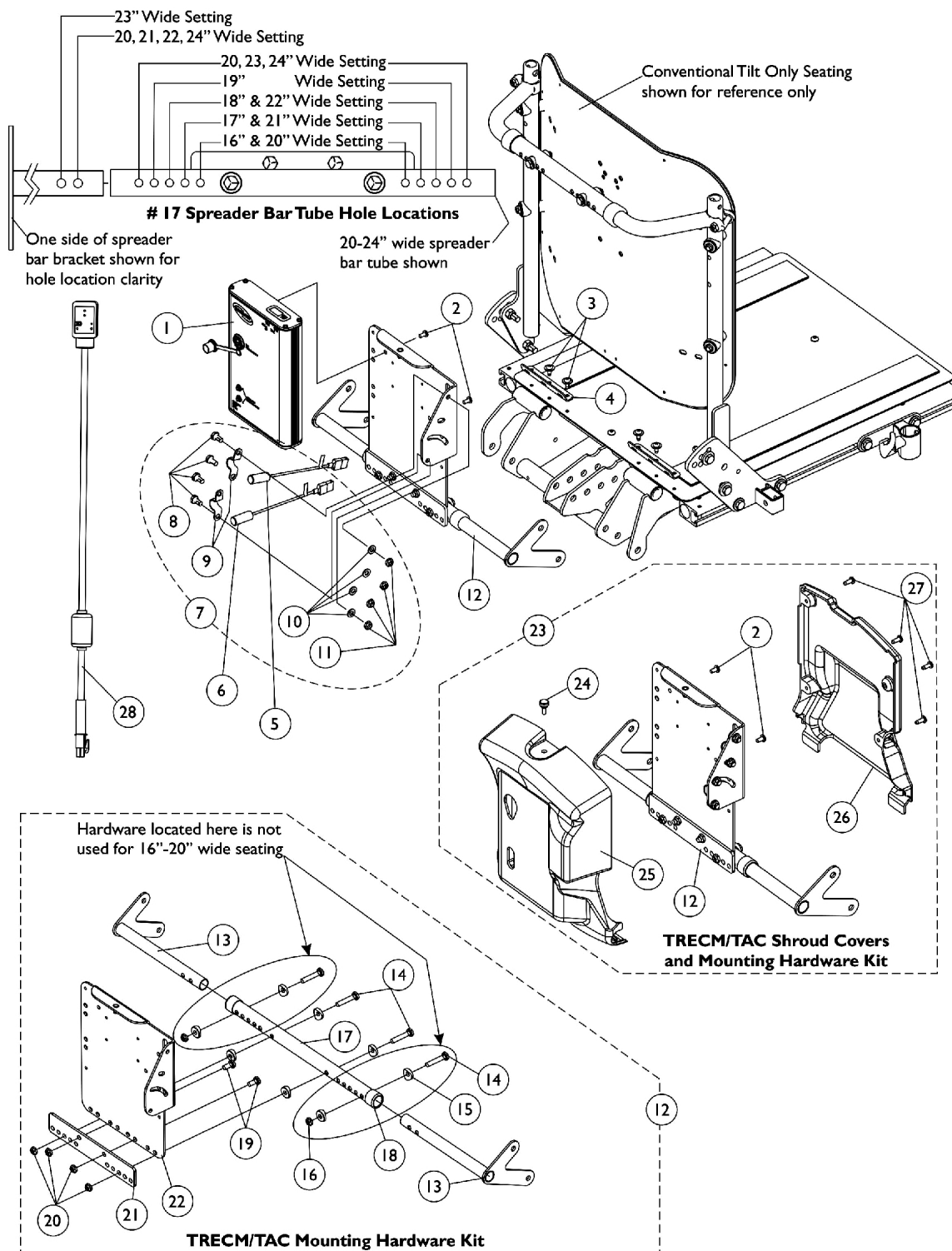
Item Number	Note	Part Number	Description	Quantity Per	
				Package	Assembly
1	A	1128359-NLA	NLA - Kit, TRECM/TAC and Switch Mounting Hardware	1	1
3			Screw, Hex Head w/ Patch (1/4-20 x 1/2")	1	4
4			NLA - Bracket, Switch Mounting, Black	1	2
5			Washer (1/4 x 1/2 x 1/16")	1	4
6			Locknut (1/4-20)	1	4
7			Screw, Hex Head w/ Patch (1/4-20 x 1/2")	1	6
8			Bracket, Mercury Switch Mounting, Black	1	1
9			NLA - Screw, Phillips Pan Head w/ Patch (#10-32 x 3/8")	1	2
10			Washer (1/4 x 1/2 x 1/16")	1	6
11			Locknut (1/4-20)	1	6
12			NLA - Bracket, Controller Mounting, Black	1	1
13			NLA - Screw, Hex Head (1/4-20 x 1-1/8")	1	4
14			NLA - Bracket, Standoff, Black	1	2
15			Half Clamp, Non-Threaded Holes	1	2
16			NLA - Half Clamp, Threaded Holes	1	2
17			Screw, Phillips Pan Head Tap (#10-32 x 1/2")	1	4
18			NLA - Bracket, Seat Pan Wiring, Black	1	2
19		1080634-NLA	NLA - Harness, Drive Lockout Mercury Free Ball Switch	1	1
20		1123268-NLA	NLA - Harness, Tilt Mercury Free Ball Switch	1	1
21		1123263-NLA	NLA - Controller, MK5 TRECM	1	1
2	B	1125730-NLA	NLA - Kit, Drive Lockout/Recline Switch Mounting Hardware	2	1
3			Screw, Hex Head w/ Patch (1/4-20 x 1/2")	1	4
4			NLA - Bracket, Switch Mounting, Black	1	2
5			Washer (1/4 x 1/2 x 1/16")	1	4
6			Locknut (1/4-20)	1	4
22		1119418	Cable, Auxiliary Power	1	1

NOTE: A - Includes items 3-18
B - Includes items 3-6

Mounting hardware accommodates the Personal Back 10 and DualFlex Backs from Invacare.

MK5 TRECM, Shroud Cover, Mercury Free Switches and Mounting Hardware **Conventional Tilt & Tilt w/ BPO Option** **(After 1/25/06)**

As of 7/1/2009, switches are mercury free.



MK5 TRECM, Shroud Cover, Mercury Free Switches and Mounting Hardware

Conventional Tilt & Tilt w/ BPO Option (After 1/25/06)

As of 7/1/2009, switches are mercury free.

Item Number	Note	Part Number	Description	Quantity Per	
				Package	Assembly
1		1123263-NLA	NLA - Controller, MK5 TRECM	1	1
2		1079316-NLA	NLA - Screw, Phillips Pan Head w/ Patch (#10-32 x 3/8")	1	2
3		1114308	Screw, Phillips Pan Head Tap (#10-32 x 1/2")	1	4
4		1125647-NLA	NLA - Bracket, Seat Pan Wiring, Black	1	2
5		1080634-NLA	NLA - Harness, Drive Lockout Mercury Free Ball Switch	1	1
6		1123268-NLA	NLA - Harness, Tilt Mercury Free Ball Switch	1	1
7	A	1125730-NLA	NLA - Kit, Drive Lockout/Recline Switch Mounting Hardware	2	1
8			Screw, Hex Head w/ Patch (1/4-20 x 1/2")	1	4
9			NLA - Bracket, Switch Mounting, Black	1	2
10			Washer (1/4 x 1/2 x 1/16")	1	4
11			Locknut (1/4-20)	1	4
12	B	1140266-NLA	NLA - Kit, TRECM/TAC/MK6i Connector Shroud Mtg. Hdwr. 16-20" Wide For Conventional Tilt Only	1	1
13			Bracket, Spreader Bar, Black - Right	1	1
13			Bracket, Spreader Bar, Black - Left	1	1
14			Screw, Hex Head (1/4-20 x 1-1/2")	1	2
15			Spacer, Coved (1/4 x 11/16 x 1/2")	1	4
17			Tube, Spreader Bar, Black (16 - 20" W)	1	1
18			Collar, Anti-Rattle (7/8")	1	2
19			Screw, Hex Head (1/4-20 x 5/8")	1	2
20			Locknut (1/4-20)	1	4
21			Plate, Mounting	1	1
22			NLA - TRECM/SAC/TAC/MK6i Connector Shroud Mounting Tray Assembly	1	1
12	C	1140267-NLA	NLA - Kit, TRECM/TAC/MK6i Connector Shroud Mtg. Hdwr. 20-24" Wide For Conventional Tilt Only	1	1
13			Bracket, Spreader Bar, Black - Right	1	1
13			Bracket, Spreader Bar, Black - Left	1	1
14			Screw, Hex Head (1/4-20 x 1-1/2")	1	4
15			Spacer, Coved (1/4 x 11/16 x 1/2")	1	8
16			Locknut (1/4-20)	1	2
17			Tube, Spreader Bar, Black (20 - 24" W)	1	1
18			Collar, Anti-Rattle (7/8")	1	2
19			Screw, Hex Head (1/4-20 x 5/8")	1	2
20			Locknut (1/4-20)	1	4
21			Plate, Mounting	1	1
22			NLA - TRECM/SAC/TAC/MK6i Connector Shroud Mounting Tray Assembly	1	1

MK5 TRECM, Shroud Cover, Mercury Free Switches and Mounting Hardware

Conventional Tilt & Tilt w/ BPO Option (After 1/25/06)

As of 7/1/2009, switches are mercury free.

Item Number	Note	Part Number	Description	Quantity Per	
				Package	Assembly
23	D	1140268-NLA	NLA - Kit, TRECM/TAC/MK6i Connector Shrouds and Mtg. Hdw. 16-20" Wide For Conventional Tilt Only	1	1
2			NLA - Screw, Phillips Pan Head w/ Patch (#10-32 x 3/8")	1	2
13			Bracket, Spreader Bar, Black - Right	1	1
13			Bracket, Spreader Bar, Black - Left	1	1
14			Screw, Hex Head (1/4-20 x 1-1/2")	1	2
15			Spacer, Coved (1/4 x 11/16 x 1/2")	1	4
17			Tube, Spreader Bar, Black (16 - 20" W)	1	1
18			Collar, Anti-Rattle (7/8")	1	2
19			Screw, Hex Head (1/4-20 x 5/8")	1	2
20			Locknut (1/4-20)	1	4
21			Plate, Mounting	1	1
22			NLA - TRECM/SAC/TAC/MK6i Connector Shroud Mounting Tray Assembly	1	1
24			Screw, Thumb (#10-32 x 1/2")	1	1
25			NLA - Shroud, Cover	1	1
26			Shroud, Back	1	1
27			Screw, Phillips Pan Head Tap (#10-32 x 1/2")	1	4
23	E	1140269-NLA	NLA - Kit, TRECM/TAC/MK6i Connector Shrouds and Mtg. Hdw. 20-24" Wide For Conventional Tilt Only	1	1
2			NLA - Screw, Phillips Pan Head w/ Patch (#10-32 x 3/8")	1	2
13			Bracket, Spreader Bar, Black - Right	1	1
13			Bracket, Spreader Bar, Black - Left	1	1
14			Screw, Hex Head (1/4-20 x 1-1/2")	1	4
15			Spacer, Coved (1/4 x 11/16 x 1/2")	1	8
16			Locknut (1/4-20)	1	2
17			Tube, Spreader Bar, Black (20 - 24" W)	1	1
18			Collar, Anti-Rattle (7/8")	1	2
19			Screw, Hex Head (1/4-20 x 5/8")	1	2
20			Locknut (1/4-20)	1	4
21			Plate, Mounting	1	1
22			NLA - TRECM/SAC/TAC/MK6i Connector Shroud Mounting Tray Assembly	1	1
24			Screw, Thumb (#10-32 x 1/2")	1	1
25			NLA - Shroud, Cover	1	1
26			Shroud, Back	1	1
27			Screw, Phillips Pan Head Tap (#10-32 x 1/2")	1	4

MK5 TRECM, Shroud Cover, Mercury Free Switches and Mounting Hardware

Conventional Tilt & Tilt w/ BPO Option (After 1/25/06)

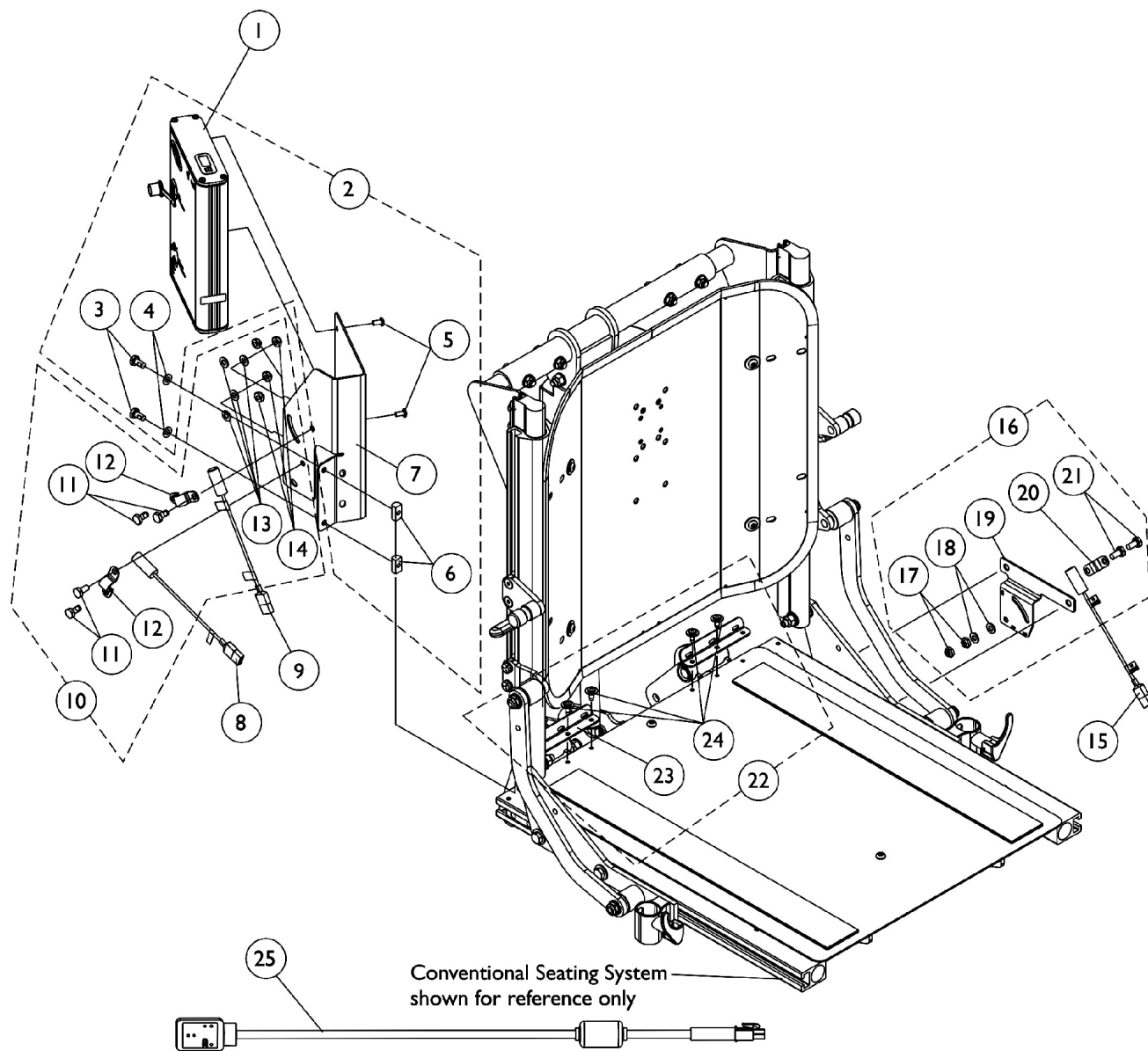
As of 7/1/2009, switches are mercury free.

Item Number	Note	Part Number	Description	Quantity Per	
				Package	Assembly
28		1119418	Cable, Auxiliary Power	1	1
NOTE: A - Includes items 8-11 B - Includes items 13-15 and 17-22 C - Includes items 13-22 D - Includes items 2, 13-15, 17-22 and 24-27 E - Includes items 2, 13-22 and 24-27					

MK5 TRECM and Switches Before 5/19/05

Conventional Recline and Tilt/Recline

As of 7/1/2009, switches are mercury free.



MK5 TRECM and Switches Before 5/19/05

Conventional Recline and Tilt/Recline

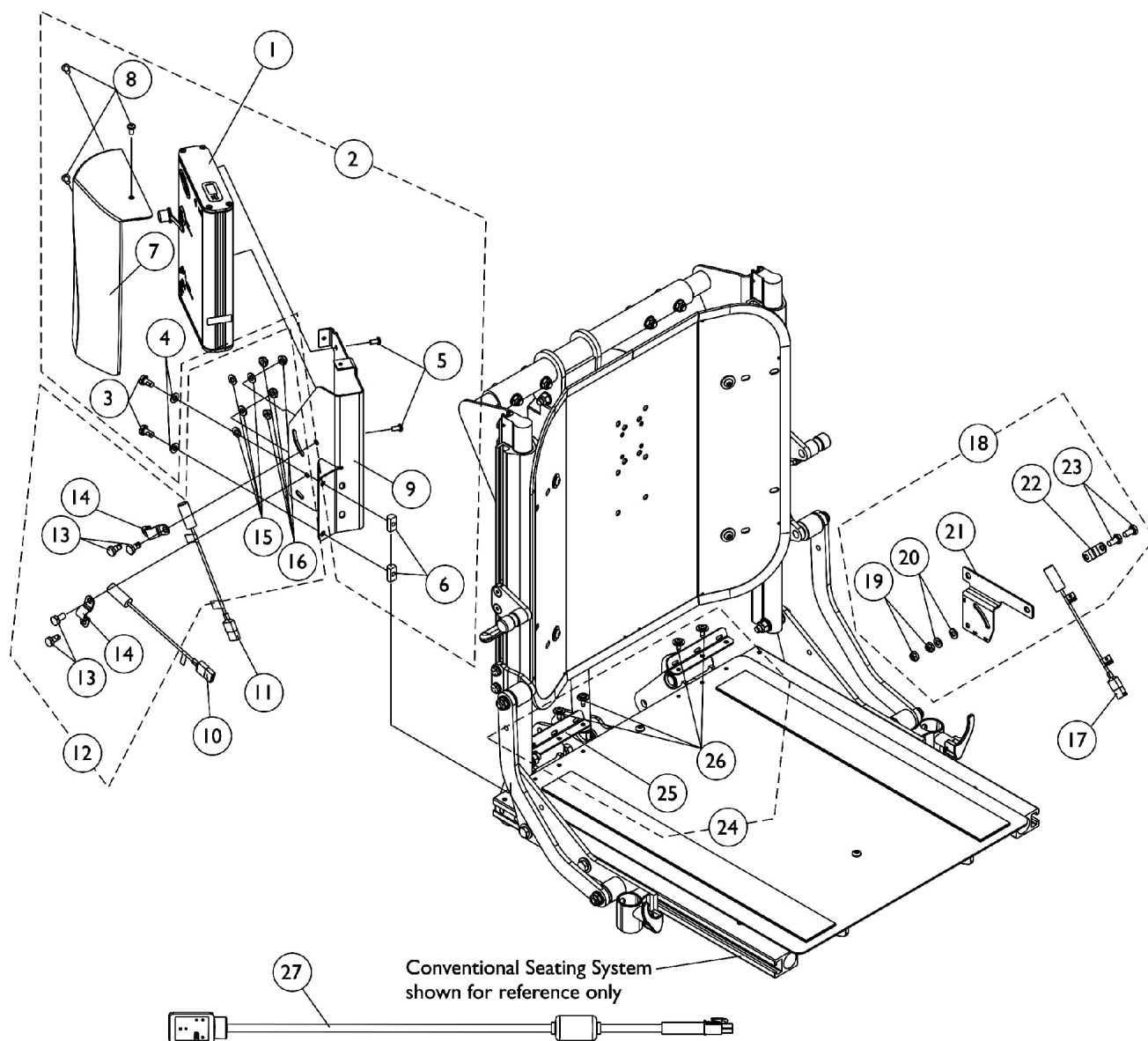
As of 7/1/2009, switches are mercury free.

Item Number	Note	Part Number	Description	Quantity Per	
				Package	Assembly
1	A	1123263-NLA	NLA - Controller, MK5 TRECM	1	1
2		1125729	NLA - Kit, MK5 TRECM Mounting Hardware For Conventional Seating w/ Extruded Canes	1	1
3			Screw, Hex Head w/ Patch (1/4-20 x 1/2")	1	2
4			Washer (1/4 x 1/2 x 1/16")	1	2
5			NLA - Screw, Phillips Pan Head w/ Patch (#10-32 x 3/8")	1	2
6			T-Nut (1/4-20)	1	2
7			Bracket, TRECM Controller Mounting, Black	1	1
8	B	1080634-NLA	NLA - Harness, Drive Lockout Mercury Free Ball Switch	1	1
9		1123267-NLA	NLA - Harness, Recline Mercury Free Ball Switch	1	1
10		1125730-NLA	NLA - Kit, Drive Lockout/Recline Switch Mounting Hardware	2	1
11			Screw, Hex Head w/ Patch (1/4-20 x 1/2")	1	4
12			NLA - Bracket, Switch Mounting, Black	1	2
13			Washer (1/4 x 1/2 x 1/16")	1	4
14			Locknut (1/4-20)	1	4
15	C	1123268-NLA	NLA - Harness, Tilt Mercury Free Ball Switch	1	1
16		1125731-NLA	NLA - Kit, Tilt Mercury Switch Mounting Hardware	1	1
17			Locknut (1/4-20)	1	2
18			Washer (1/4 x 1/2 x 1/16")	1	2
19			NLA - Bracket, Mercury Switch Mounting, Black	1	1
20			NLA - Bracket, Switch Mounting, Black	1	1
21			Screw, Hex Head w/ Patch (1/4-20 x 1/2")	1	2
22	D	1133130-NLA	NLA - Kit, Seat Pan Wiring Brackets w/ Hardware	2	1
23			NLA - Bracket, Seat Pan Wiring, Black	1	2
24			Screw, Phillips Pan Head Tap (#10-32 x 1/2")	1	4
25		1119418	Cable, Auxiliary Power	1	1
NOTE: A - Includes items 3-9 B - Includes items 11-14 C - Includes items 17-21 D - Includes items 23 and 24					

MK5 TRECM, Shroud Cover and Mercury Free Switches (After 5/18/05)

Conventional Recline and Tilt/Recline

As of 7/1/2009, switches are mercury free.



MK5 TRECM, Shroud Cover and Mercury Free Switches (After 5/18/05)

Conventional Recline and Tilt/Recline

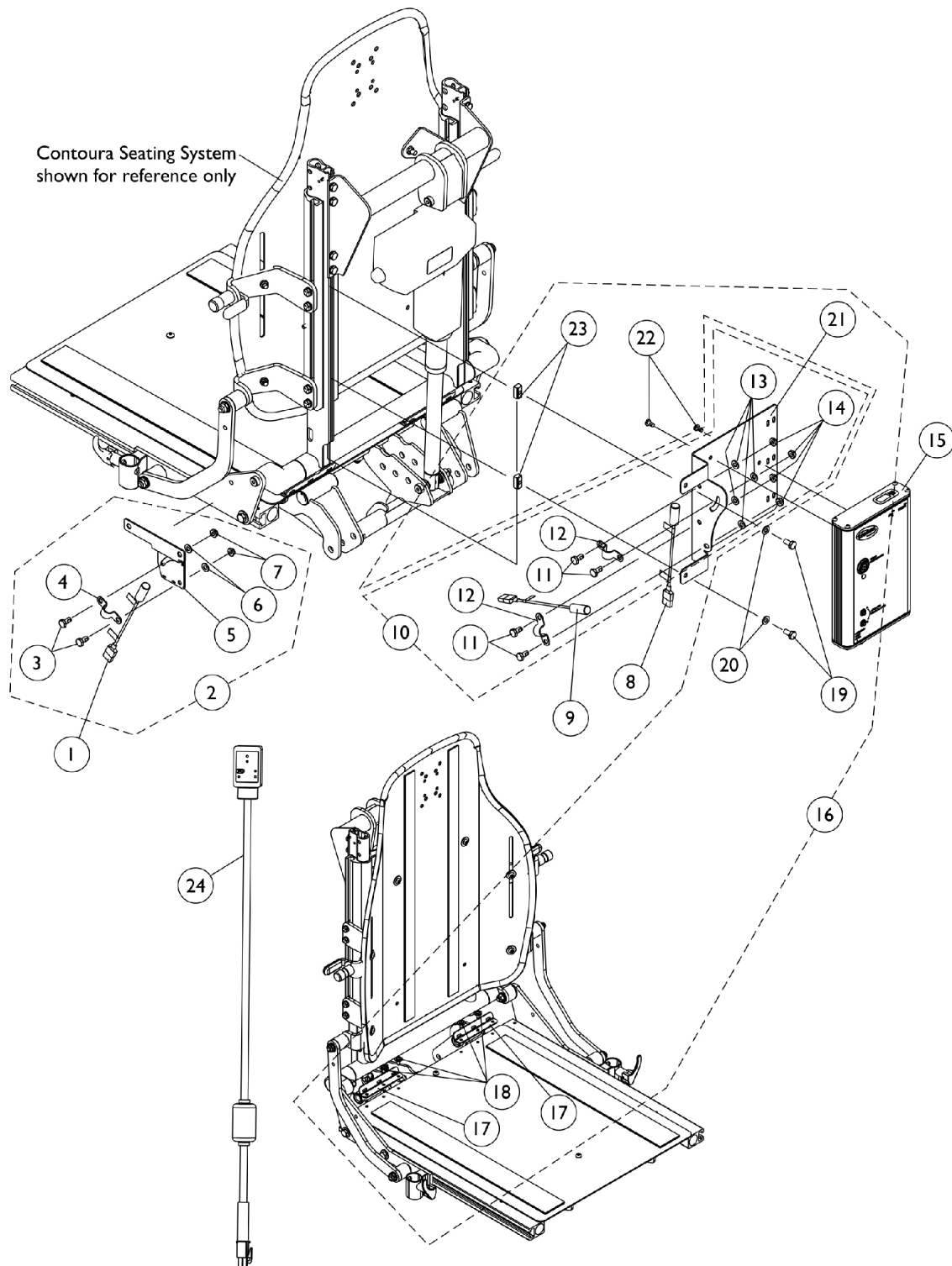
As of 7/1/2009, switches are mercury free.

Item Number	Note	Part Number	Description	Quantity Per	
				Package	Assembly
1	A	1123263-NLA	NLA - Controller, MK5 TRECM	1	1
2		1133131-NLA	NLA - Kit, TRECM/TAC Mounting Hardware and Shroud Cover	1	1
3			For Conventional Seating w/ Extruded Canes		
4			Screw, Hex Head w/ Patch (1/4-20 x 1/2")	1	2
5			Washer (1/4 x 1/2 x 1/16")	1	2
6			NLA - Screw, Phillips Pan Head w/ Patch (#10-32 x 3/8")	1	2
7			T-Nut (1/4-20)	1	2
8			Shroud, TRECM/TAC Recline Cover	1	1
9			Screw, Phillips Pan Head Tap (#10-32 x 3/8")	1	3
10	B	1080634-NLA	NLA - Bracket, TRECM/TAC Controller/Shroud Mounting, Black	1	1
11		1123267-NLA	NLA - Harness, Drive Lockout Mercury Free Ball Switch	1	1
12		1125730-NLA	NLA - Kit, Drive Lockout/Recline Switch Mounting Hardware	2	1
13			Screw, Hex Head w/ Patch (1/4-20 x 1/2")	1	4
14			NLA - Bracket, Switch Mounting, Black	1	2
15			Washer (1/4 x 1/2 x 1/16")	1	4
16			Locknut (1/4-20)	1	4
17		1123268-NLA	NLA - Harness, Tilt Mercury Free Ball Switch	1	1
18		1125731-NLA	NLA - Kit, Tilt Mercury Switch Mounting Hardware	1	1
19	C		Locknut (1/4-20)	1	2
20			Washer (1/4 x 1/2 x 1/16")	1	2
21			NLA - Bracket, Mercury Switch Mounting, Black	1	1
22			NLA - Bracket, Switch Mounting, Black	1	1
23			Screw, Hex Head w/ Patch (1/4-20 x 1/2")	1	2
24		1133130-NLA	NLA - Kit, Seat Pan Wiring Brackets w/ Hardware	2	1
25			NLA - Bracket, Seat Pan Wiring, Black	1	2
26			Screw, Phillips Pan Head Tap (#10-32 x 1/2")	1	4
27			1119418	Cable, Auxiliary Power	1
NOTE: A - Includes items 3-9 B - Includes items 13-16 C - Includes items 19-23 D - Includes items 25 and 26					
Effective 07/01/2009, switches are mercury free.					

MK5 TRECM, Mercury Free Switches and Mounting Hardware

Contoura Tilt, Recline and Tilt/Recline

As of 7/1/2009, switches are mercury free.



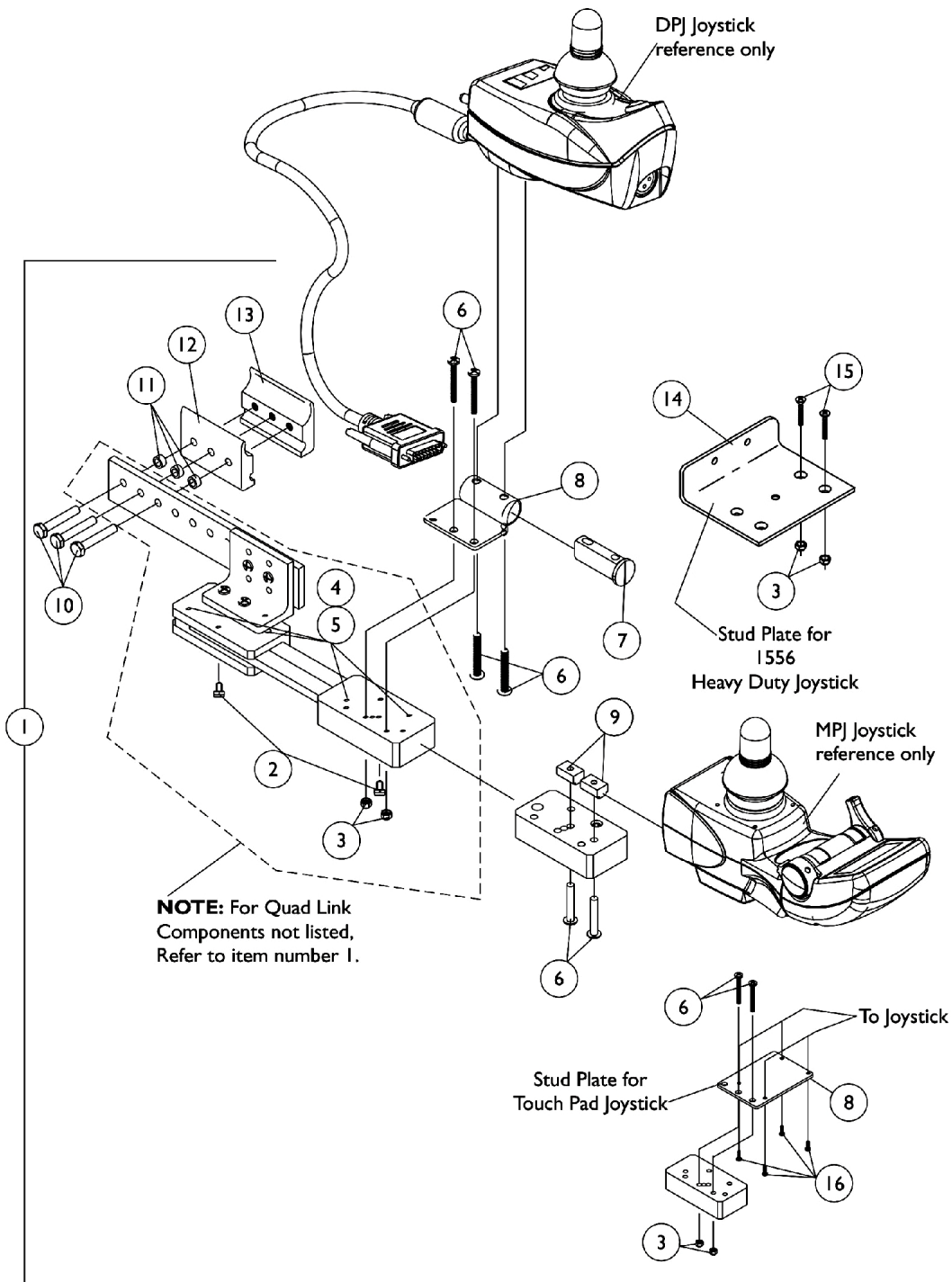
MK5 TRECM, Mercury Free Switches and Mounting Hardware

Contoura Tilt, Recline and Tilt/Recline

As of 7/1/2009, switches are mercury free.

Item Number	Note	Part Number	Description	Quantity Per		
				Package	Assembly	
1	A	1123268-NLA	NLA - Harness, Tilt Mercury Free Ball Switch	1	1	
2		1125731-NLA	NLA - Kit, Tilt Mercury Switch Mounting Hardware	1	1	
3			Locknut (1/4-20)	1	2	
4			Washer (1/4 x 1/2 x 1/16")	1	2	
5			NLA - Bracket, Mercury Switch Mounting, Black	1	1	
6			NLA - Bracket, Switch Mounting, Black	1	1	
7			Screw, Hex Head w/ Patch (1/4-20 x 1/2")	1	2	
8		1123267-NLA	NLA - Harness, Recline Mercury Free Ball Switch	1	1	
9		1080634-NLA	NLA - Harness, Drive Lockout Mercury Free Ball Switch	1	1	
10	B	1125730-NLA	NLA - Kit, Drive Lockout/Recline Switch Mounting Hardware	2	1	
11			Screw, Hex Head w/ Patch (1/4-20 x 1/2")	1	4	
12			NLA - Bracket, Switch Mounting, Black	1	2	
13			Washer (1/4 x 1/2 x 1/16")	1	4	
14			Locknut (1/4-20)	1	4	
15	C	1123263-NLA	NLA - Controller, MK5 TRECM	1	1	
16		1125732-NLA	NLA - Kit, TRECM/TAC Mounting Hardware Contoura	1	1	
17			NLA - Bracket, Seat Pan Wiring, Black	1	2	
18			Screw, Phillips Pan Head Tap (#10-32 x 1/2")	1	4	
19			Screw, Hex Head w/ Patch (1/4-20 x 1/2")	1	2	
20			Washer (1/4 x 1/2 x 1/16")	1	2	
21			NLA - Bracket, Mounting, Black	1	1	
22			NLA - Screw, Phillips Pan Head w/ Patch (#10-32 x 3/8")	1	2	
23				T-Nut (1/4-20)	1	2
24			1119418	Cable, Auxiliary Power	1	1
NOTE: A - Includes items 3-7 B - Includes items 11-14 C - Includes items 17-23						

Quad Link (Before 10/31/05)



Quad Link (Before 10/31/05)

Item Number	Note	Part Number	Description	Quantity Per	
				Package	Assembly
1	A	1052402-NLA	NLA - Kit, Quad Link Assembly - Right	1	1
2			NLA - Ball Plunger Assembly with Lock Washer	2	1
3			Locknut (#10-32)	1	2
4			NLA - Screw, Cap, Socket Head (#10-32 x 1/2")	1	4
5			NLA - Bushing, Bronze (3/16 x 1/4 x 1/4")	1	4
6			Screw, Phillips Pan Head (#10-32 x 1-1/8")	1	4
7			Spacer, Joystick Tube, Black	1	1
8			NLA - Stud Plate, Quad Link	1	1
10			Screw, Hex Head (1/4-20 x 1-1/2")	1	3
11			NLA - Spacer (1/4 x 3/8 x 3/16")	1	3
12			Half Clamp, Non-Threaded Holes	1	1
13	A	1115372-NLA	NLA - Half Clamp, Threaded Holes	1	1
1			NLA - Kit, Quad Link Assembly - Left	1	1
2			NLA - Ball Plunger Assembly with Lock Washer	2	1
3			Locknut (#10-32)	1	2
4			NLA - Screw, Cap, Socket Head (#10-32 x 1/2")	1	4
5			NLA - Bushing, Bronze (3/16 x 1/4 x 1/4")	1	4
6			Screw, Phillips Pan Head (#10-32 x 1-1/8")	1	4
7			Spacer, Joystick Tube, Black	1	1
8			NLA - Stud Plate, Quad Link	1	1
10			Screw, Hex Head (1/4-20 x 1-1/2")	1	3
11			NLA - Spacer (1/4 x 3/8 x 3/16")	1	3
12	B	1117278-NLA	Half Clamp, Non-Threaded Holes	1	1
13			NLA - Half Clamp, Threaded Holes	1	1
1			NLA - Kit, Quad Link Assembly - Right	1	1
2			NLA - Ball Plunger Assembly with Lock Washer	2	1
3			Locknut (#10-32)	1	2
4			NLA - Screw, Cap, Socket Head (#10-32 x 1/2")	1	4
5			NLA - Bushing, Bronze (3/16 x 1/4 x 1/4")	1	4
6			Screw, Phillips Pan Head (#10-32 x 1-1/8")	1	2
9			NLA - T-Nut (#10-32)	1	2
10			Screw, Hex Head (1/4-20 x 1-1/2")	1	3
11			NLA - Spacer (1/4 x 3/8 x 3/16")	1	3
12	B	1117239-NLA	Half Clamp, Non-Threaded Holes	1	1
13			NLA - Half Clamp, Threaded Holes	1	1
1			NLA - Kit, Quad Link Assembly - Left	1	1
2			NLA - Ball Plunger Assembly with Lock Washer	2	1
3			Locknut (#10-32)	1	2
4			NLA - Screw, Cap, Socket Head (#10-32 x 1/2")	1	4
5			NLA - Bushing, Bronze (3/16 x 1/4 x 1/4")	1	4
6			Screw, Phillips Pan Head (#10-32 x 1-1/8")	1	2
9			NLA - T-Nut (#10-32)	1	2
10			Screw, Hex Head (1/4-20 x 1-1/2")	1	3

Quad Link (Before 10/31/05)

Item Number	Note	Part Number	Description	Quantity Per	
				Package	Assembly
11	C,E	1034703-NLA	NLA - Spacer (1/4 x 3/8 x 3/16")	1	3
12			Half Clamp, Non-Threaded Holes	1	1
13			NLA - Half Clamp, Threaded Holes	1	1
1			NLA - Kit, Quad Link Assembly - Right	1	1
2			NLA - Ball Plunger Assembly with Lock Washer	2	1
3			Locknut (#10-32)	1	2
4			NLA - Screw, Cap, Socket Head (#10-32 x 1/2")	1	4
5			NLA - Bushing, Bronze (3/16 x 1/4 x 1/4")	1	4
10			Screw, Hex Head (1/4-20 x 1-1/2")	1	3
11			NLA - Spacer (1/4 x 3/8 x 3/16")	1	3
12	C	1114866-NLA	Half Clamp, Non-Threaded Holes	1	1
13			NLA - Half Clamp, Threaded Holes	1	1
14			Plate, Stud, Quad Link For 1556 Heavy Duty Joystick	1	1
15			Screw, Phillips Flat Head (#10-32 x 1-1/8")	1	2
1			NLA - Kit, Quad Link Assembly - Left	1	1
2			NLA - Ball Plunger Assembly with Lock Washer	2	1
3			Locknut (#10-32)	1	2
4			NLA - Screw, Cap, Socket Head (#10-32 x 1/2")	1	4
5			NLA - Bushing, Bronze (3/16 x 1/4 x 1/4")	1	4
10			Screw, Hex Head (1/4-20 x 1-1/2")	1	3
11	D	1102027-NLA	NLA - Spacer (1/4 x 3/8 x 3/16")	1	3
12			Half Clamp, Non-Threaded Holes	1	1
13			NLA - Half Clamp, Threaded Holes	1	1
14			Plate, Stud, Quad Link For 1556 Heavy Duty Joystick	1	1
15			Screw, Phillips Flat Head (#10-32 x 1-1/8")	1	2
1			NLA - Kit, Quad Link Assembly - Right For TCHJOY/TCPDM4 Touchpad	1	1
2			NLA - Ball Plunger Assembly with Lock Washer	2	1
3			Locknut (#10-32)	1	2
4			NLA - Screw, Cap, Socket Head (#10-32 x 1/2")	1	4
5			NLA - Bushing, Bronze (3/16 x 1/4 x 1/4")	1	4
6		1114863-NLA	Screw, Phillips Pan Head (#10-32 x 1-1/8")	1	2
8			NLA - Plate, Stud, Quad Link MKIV TCHJOY/TCPDM4	1	1
10			Screw, Hex Head (1/4-20 x 1-1/2")	1	3
11			NLA - Spacer (1/4 x 3/8 x 3/16")	1	3
12			Half Clamp, Non-Threaded Holes	1	1
13			NLA - Half Clamp, Threaded Holes	1	1
16			NLA - Screw, Phillips Flat Head Countersunk (#4-40 x 3/8")	1	4
2			NLA - Ball Plunger Assembly with Lock Washer	2	1

Quad Link (Before 10/31/05)

NOTE: A - Includes the Quad Link, items 2-8, 10-13 and used with an SPJ-80 and DPJ joystick
B - Includes the Quad Link, items 2-6, 9-13 and used with a MPJ joystick
C - includes the Quad Link, items 2-5, 10-15 and used with a 1556 Heavy Duty joystick
D - Includes the Quad Link, items 2-6, 8, 10-13 and 16. Used with a Touch Pad joystick. Left side mounted Quad Link must be requested as a "special" order
E - Quad Link Assembly is no longer available. Please see Quad Link Assembly (After 10/30/05) category and use new Quad Link design as a replacement.

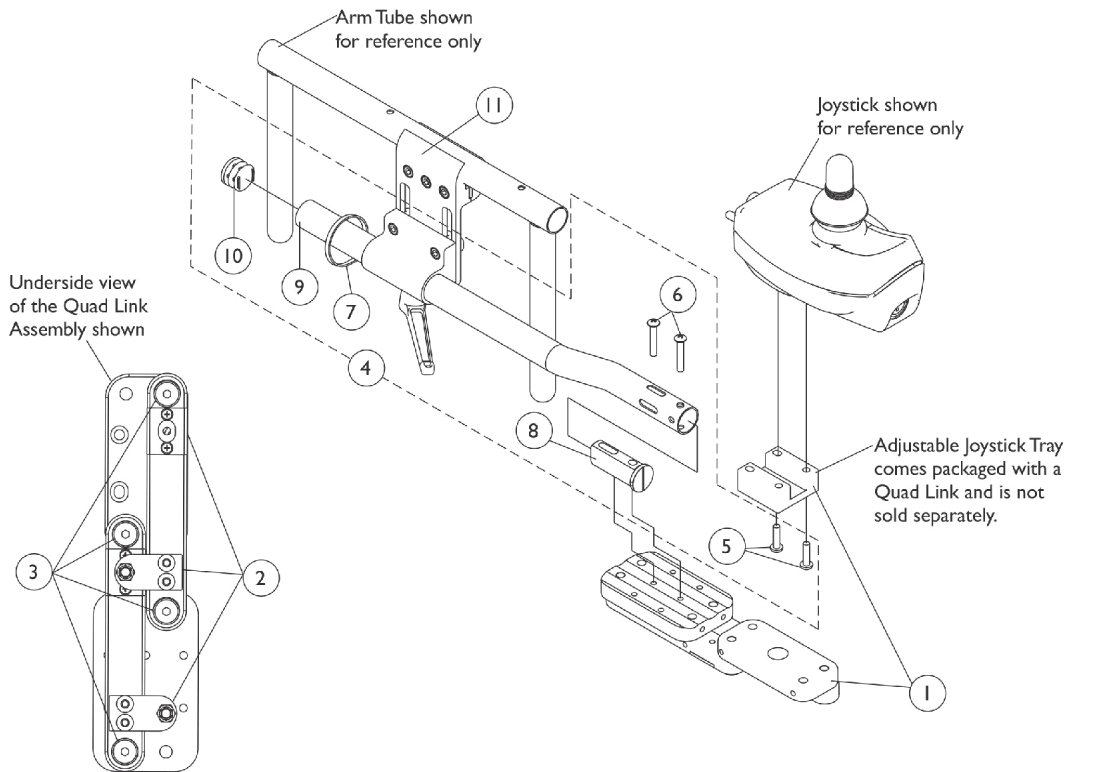
Quad Link (QLA)

(After 10/30/05)

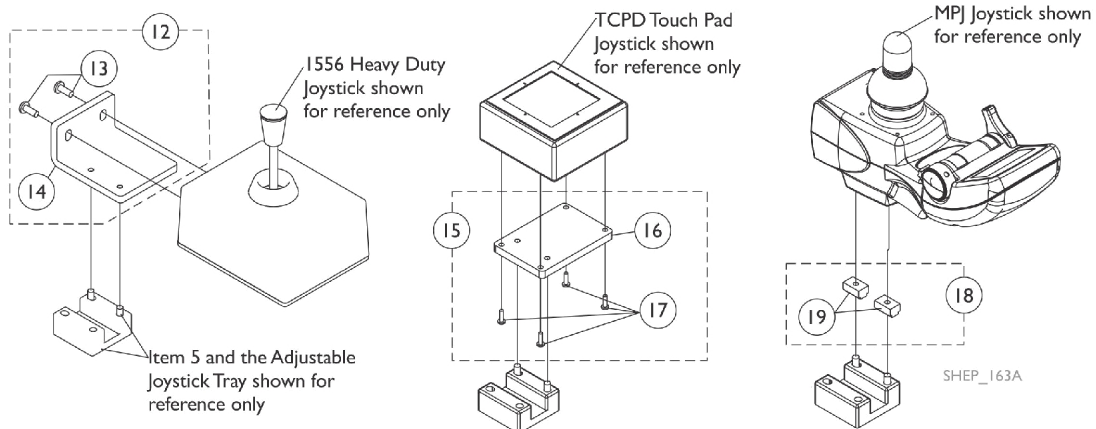
When converting an old style Quad Link that attaches to a mounting plate or (a Flex Tube or Touch Pad Joystick Tube) is currently on the chair then order the following:

Quad Link Mtg. Hdwr. (item 4), Quad Link (item 1) & Ht. Adj. Joystick Tube Clamp (item 11)

NOTE: Substitute (item 4) with 2 ea. of the PPH Screws (item 5) when an offset joystick tube is currently on the chair. Additional Joystick Mtg. Hdwr. must be ordered when a 1556 Heavy Duty, TCPD Touch Pad or MPJ joystick are used.



Screw Fastener and Quad Link Latch Hardware



Quad Link (QLA) (After 10/30/05)

When converting an old style Quad Link that attaches to a mounting plate or (a Flex Tube or Touch Pad Joystick Tube) is currently on the chair then order the following:

Quad Link Mtg. Hdwr. (item 4), Quad Link (item 1) & Ht. Adj. Joystick Tube Clamp (item 11)

NOTE: Substitute (item 4) with 2 ea. of the PPH Screws (item 5) when an offset joystick tube is currently on the chair. Additional Joystick Mtg. Hdwr. must be ordered when a 1556 Heavy Duty, TCPD Touch Pad or MPJ joystick are used.

Item Number	Note	Part Number	Description	Quantity Per	
				Package	Assembly
1	G	1140896	Quad Link w/ Adjustable Joystick Tray (QLA) and Instruction Sheet - Right	1	1
1	G	1140897	Quad Link w/ Adjustable Joystick Tray (QLA) and Instruction Sheet - Left	1	1
2	A	1140425	Kit, Quad Link Latch Hardware	1	1
3	B	1140424-NLA	NLA - Kit, Quad Link Screw Fastener Hardware	1	1
4	C,C1	1139416	Kit, ASBA/ADJASBA Quad Link Mounting Hardware	1	1
5			Screw, Phillips Pan Head w/ Patch (#10-32 x 3/4")	1	2
6			Screw, Phillips Pan Head (#10-32 x 1-1/8")	1	2
7			Tie Wrap (11-1/2" L)	1	1
8			Spacer, Joystick Tube, Black	1	1
9			Tube, Joystick Offset (1/2")	1	1
10			Plug Button, Black (7/8")	1	1
5		1105414	Screw, Phillips Pan Head w/ Patch (#10-32 x 3/4")	1	2
11	I	1139422	Clamp, Height Adjustable Joystick Tube (ARM250)	1	1
12	D	1139925	NLA - Kit, 1556 Heavy Duty Joystick To Quad Link Mounting Hardware	1	1
13			Screw, Phillips Pan Head (#10-32 x 1/2")	1	2
14			NLA - Plate, 1556 HD Joystick Quad Link	1	1
15	E	1139683-NLA	NLA - Kit, TCPD Touch Pad To Quad Link Mounting Hardware	1	1
16			Plate, TCPD Touch Pad Quad Link	1	1
17			Screw, Phillips Pan Head (#4-40 x 3/8")	1	4
18	F	1139682-NLA	NLA - Kit, MPJ Joystick To Quad Link Mounting Hardware	1	1
19			NLA - T-Nut (#10-32)	1	2
	H	1134844	Instruction Sheet, Quad Link	1	1

NOTE: A - Latch Kit includes 4 ea. Button Head Cap Screws (10-32 x 3/8"), 2 ea. Latch Spring Assembly, 4 ea. Phillips Flat C'Sunk Head Screws, 2 ea. Spring Catch Plates, 2 ea. Socket Head Set Screws (10-32 x 3/8")
 B - Screw Fastener Kit includes 4 ea. Socket Head Shoulder Screws (3/8 x 3/8"), 2 ea. Socket Head Cap Screws (1/4-20 x 3/8"), 2 ea. Socket Head Set Screws (1/4-20 x 1/2"), 4 ea. Socket Head Set Screws (10-32 x 1/8")
 C - Includes items 5-10. The Quad Link Mounting Hardware accommodates MK5 SPJ-80, DPJ, MPJ, and PSF/PSR joysticks.
 C1 - When ordering the Quad Link for the first time, Additional hardware is required for 1556 Heavy Duty, TCPD Touch Pad joysticks and (MPJ joysticks if the T-nuts are missing). See pictorial for reference.
 D - Includes items 13 and 14
 E - Includes items 16 and 17
 F - Includes 2 ea. of item 19
 G - The 4-Way Switch and Single Function Toggle Switch (TRSS/ESC) Mounting Plates have changed and may be required when converting a Quad Link assembled to a mounting plate over to a Quad Link introduced after 10/30/05
 H - Not Shown
 I - Individual components are non-saleable

Invacare Corporation

www.invacare.com



Yes, you can.

One Invacare Way
Elyria, Oh USA
44036-2125
800-333-6900

Technical Support
800-832-4707
Customer Service
800-333-6900

Literature Orders
800-333-6900

© 2022 Invacare Corporation. All rights reserved. Republication, duplication or modification in whole or in part is prohibited without prior written permission from Invacare. Trademarks are identified by ™ and ®. All trademarks are owned by or licensed to Invacare Corporation or its subsidiaries unless otherwise noted.
(Revised 03/22/22)

Form No. 06-102