

**Pronto® M50™/ M51™
with SureStep®
(After 1/19/05)
Pronto® M61™
with SureStep®**

**MWD
Power Wheelchair**



Yes, you can.

Parts Catalog Usage Guide

The information contained in this document is subject to change without notice. This catalog contains service parts for Form No. 04-050. If you have any questions regarding this catalog, please contact one of our Customer Service Representatives.

For Customer Service Support Call:

1-800-333-6900

For Faxed In Orders Call:

1-800-678-4682 or

1-440-366-0709

For Technical Service Call:

1-800-832-4707

Literature Can Be Found at:

www.invacare.com or

1-800-828-6272

SYMBOL DEFINITION

Throughout this catalog you will notice letters to draw your attention to specific footnotes which are located at the bottom of the page or below specified charts.

Examples:

A,B,C etc. = Special Comments

NOTE: = General information pertaining to that specific page

NLA = No Longer Available

HARDWARE MEASUREMENTS

The measurements for the hardware will be listed as follows:

Screws, Bolts Diameter X Thread Count/Pitch X Length

Washers Inside Diameter X Outside Diameter X Thickness

Spacers Inside Diameter X Outside Diameter X Length

For your convenience, we have supplied an area for you to list your Invacare Representatives.

Name	Phone Numbers

© 2022 Invacare Corporation. Elyria, Ohio. Invacare, Yes, you can., the Medallion Design, Pronto, and SureStep are registered trademarks and Formula, MKIV, MK5, NX, SPJ, M50, M51, and M61 are trademarks of Invacare Corporation.

TABLE of CONTENTS

Description	Page Number
A: READ THIS FIRST (THIS CATALOG IS DIFFERENT!)	5
Accessories - Miscellaneous	125
Accessories - Power Wheelchair Tool Kit	123
Accessories - Walker Holder	121
Adapter - Seat ADJASBA and Mounting Hardware (After 4/29/08)	31
Adapter - Seat ADJASBA and Mounting Hardware with TRRO/TRBKTS	33
Arms - ASBA & AdjASBA Seat (Adjustable Height)	58
Arms - ASBA & AdjASBA Seat (Fixed Height)	55
Arms - Front/Rear Arm Socket Asbly. & Hdwr. - ADJASBA M51 After 04/29/08	60
Arms - Mtg. Front/Rear Arm Socket Asbly. & Hdwr. For M51 ADJASBA Seats with TRRO After 4/29/08	61
Arms - Van Seat	52
Back Cane Attaching Hardware - M51 ADJASBA (After 04/29/08)	37
Back Canes and Spreader Bar - M51 ADJASBA (After 4/29/08)	39
Back Canes, Spreader Bars and Attaching Hardware	35
Battery Harnesses	73
Casters and Forks	67
Electronics - MK5 NX Controllers and Battery Chargers	107
Electronics - MK5 SPJ/SPJ+ and MK6i SPJ+ ACC Joysticks and Mounting Hardware	104
Electronics - Quad Link Assembly (Before 4/07/06)	109
Electronics - Quad Link Assembly (QL) (After 4/06/06)	112
Elevating Seat Actuator, Proximity Sensor, and Hardware	50

TABLE of CONTENTS

Description	Page Number
Frame - ASBA Seat and Mounting Hardware - M50/M51	25
Frame - ASBA Seat and Mounting Hardware - M50/M51 Center Post Attachment	18
Frame - ASBA Seat and Mounting Hardware - M61	27
Frame - Base, Bearings, Hdwr. and Van Seat Post Assembly	14
Frame - Seat ADJASBA, Seat Pan & Hdwr. (16"-20" W x 16"-22" D) (After 4/29/08)	48
Frame - Van Seat and Mounting Hardware - Center Post Attachment	16
Frame - Van Seat, Mounting Hardware, and Seat Spacer Retro-fit Kit - M61	22
Frame Finish, Touch Up Paint and Shroud Colors	6
Frame, Base, Bearings, & Hdwr. - M51 w/ Formula CG Tilt (CGT) & M51PR After 4/29/08	10
Front Riggings - Adjustable Angle Footplate Assemblies - AT5543	96
Front Riggings - Adjustable Heel Loops	102
Front Riggings - Footboard Assembly - 90FB	75
Front Riggings - Footrest and Legrest Accessories	99
Front Riggings - Footrest Supports, (Hemi) - PHW93	84
Front Riggings - Front Rigging Hangers (Hemi)	77
Front Riggings - Hanger Assembly - ADJASBA After 4/29/08 (M51 Only)	79
Front Riggings - Legrest Supports - Articulating - Hemi - PHAL4A	89
Front Riggings - Legrest Supports, (Hemi) - PH904A	86
Front Riggings - Pivot/Slide Tube and Composite Footplate - PHW93	98
Front Riggings - Pivot/Slide Tube and Footplates - PH904A and PHAL4A	94
Front Riggings - Reference Chart	81

TABLE of CONTENTS

Description	Page Number
Front Riggings- Pivot/Slide Tube and Footplates - PHW93	92
Motor, Gearbox, and Drive Wheel	70
Oxygen Holder Assembly - ADJASBA Seats After 4/29/08	116
Oxygen Holder Assembly - ASBA Seat Before 4/28/08	114
Oxygen Holder Assembly - Fold Down Medium Back Van Seat	118
Oxygen Holder Assembly - Semi-Recline Van Seat & Office Style Van Seat	119
Packaging, Literature and Decals	7
Seat - Release Hardware	32
Seat Height Adjustment Slide Tubes - M51 PR After 4/29/08	12
Seat Pan and Hardware - ASBA Center Post Mounted	43
Shrouds - Top Assembly - M51 with Formula CG Tilt (CGT) & M51 Rehab After 4/29/08	65
Shrouds and Attaching Hardware	63
TRRO and TRBKTS Option Clarification Reference	9
Upholstery - Back - ASBA and ADJASBA	41
Van Seat Assembly	45
Van Seat Frame and Actuator Hardware - 4 Post attachment	29
Walking Beams and Hardware - SureStep	20
Warranty Replacement Chart	126

A: READ THIS FIRST (THIS CATALOG IS DIFFERENT!)

Pronto[®] M50[™]/M5I[™] with SureStep[®] After 1/19/05
and
Pronto[®] M6I[™] with SureStep[®]
parts catalog information is now divided into two separate catalogs.

The Form Numbers and Cover Titles are listed below

Form # 04-050

Pronto[®] M50[™]/M5I[™] with SureStep[®] After 1/19/05
and
Pronto M6I with SureStep
Powered Wheelchair

Form # 06-110

MK6i Electronics

(MK6i was introduced to M6I on or about 10/16/06)
(MK6i was introduced to M5I w/ Formula CG Tilt 10/25/07)

Use both form numbers to order a “complete” Parts Catalog

Frame Finish, Touch Up Paint and Shroud Colors

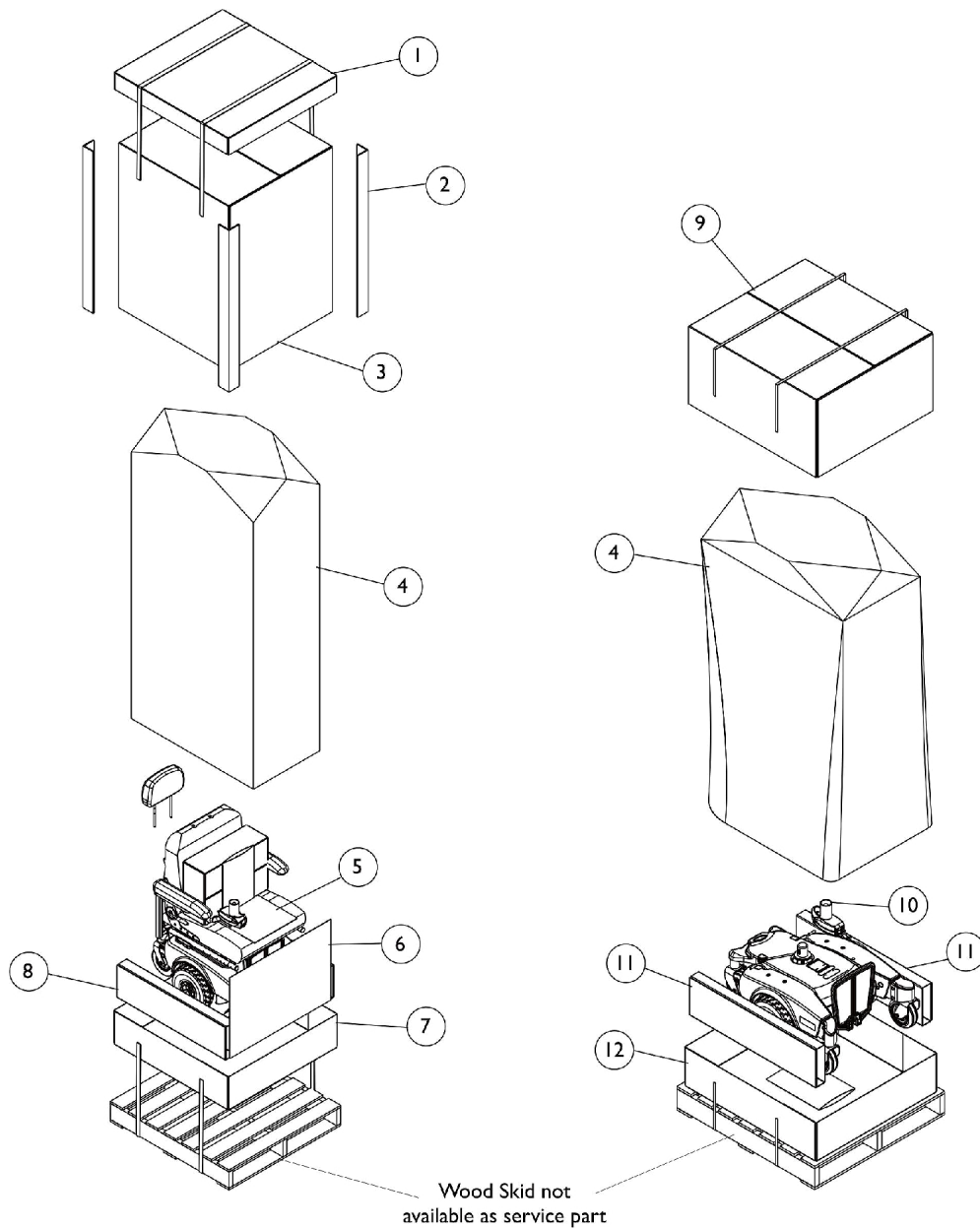
Frame Finish

Color Number	Part Number	Bottle Size	Color
34P	1046327-NLA	.6 oz	Flat Black

Shroud Colors

Color Number	Color
BL (DBLM)	Deep Blue
RD (CRDM)	Candy Red

Packaging, Literature and Decals



Seat with Base Packaging

Base Only Packaging

Packaging, Literature and Decals

Item Number	Note	Part Number	Description	Quantity Per	
				Package	Assembly
1		1127752	Carton, Tray Top	1	1
2		1115174	Carton, Corner Reinforcement	1	4
3		1127753-NLA	NLA - Carton, Cover	1	1
4		1015592	Bag, Poly (72" L x 35" W x 19" D)	1	1
5		40131X161	Insert, Plain Pad	1	1
6		1127755-NLA	NLA - Carton, Pad	1	1
7	B	1127756-NLA	NLA - Carton, Tray	1	1
8		1127754-NLA	NLA - Carton, Insert	1	2
9		1127296-NLA	NLA - Carton, Cover Base	1	1
10		1043198-NLA	NLA - Tube, Paper	1	1
11		1127294-NLA	NLA - Insert, Carton	1	1
12		1127295-NLA	NLA - Tray, Carton	1	1
	A,C	1125085-NLA	NLA - Owner's Manual, Pronto M50/M51/M61	1	1
	A,C	1110532-NLA	NLA - Instruction Manual, MK5 NX/NX-LP	1	1
	A,C	1125093-NLA	NLA - Instruction Sheet, Battery Installation	1	1
	A	1110604-NLA	NLA - Decal, Shroud - M50	1	2
	A	1110605	Decal, Shroud - M51	1	2
	A	1127292-NLA	NLA - Decal, Shroud - M61	1	2
	A	1104797	Decal, Drive/Push	1	2
	A	1035900	Decal, Transportation	1	1
	A	1119281-NLA	NLA - Plate, Name, Patent Numbers	1	1
	A	1107651-NLA	NLA - Decal, Front Battery Cover	1	1
	A	1107652-NLA	NLA - Decal, Rear Battery Cover	1	1
	A	1148076-NLA	NLA - Owner's Manual, Pronto M51 Formula CG Tilt (CGT) Base	1	1
<p>NOTE: A - Not Shown B - No longer available, use 1127752 as its replacement. C - Item is no longer available from the Invacare Service Parts Department. Refer to the Invacare Website under "Product Literature Search". Enter the part number in the "Keywords" field and download a free PDF version copy.</p> <p>NOTE: When adjusting or replacing parts, please refer to your owner's manual for assistance.</p>					

TRRO and TRBKTS Option Clarification Reference

About Transport Ready Packages

TRRO includes four factory-installed transport brackets and a wheelchair anchored pelvic belt. **TRRO** has been crash-tested in accordance with ANSI/RESNA WC Vol. 1 Section 19 Frontal Impact Test requirements for wheelchairs with a 168 lb. Crash dummy, which corresponds to a person with weight of 114 to 209 lbs.

TRBKTS includes four factory-installed wheelchair transport brackets. **TRBKTS** has not been crash-tested in accordance with WC 19. Use these transport brackets only to secure an unoccupied wheelchair during transport.

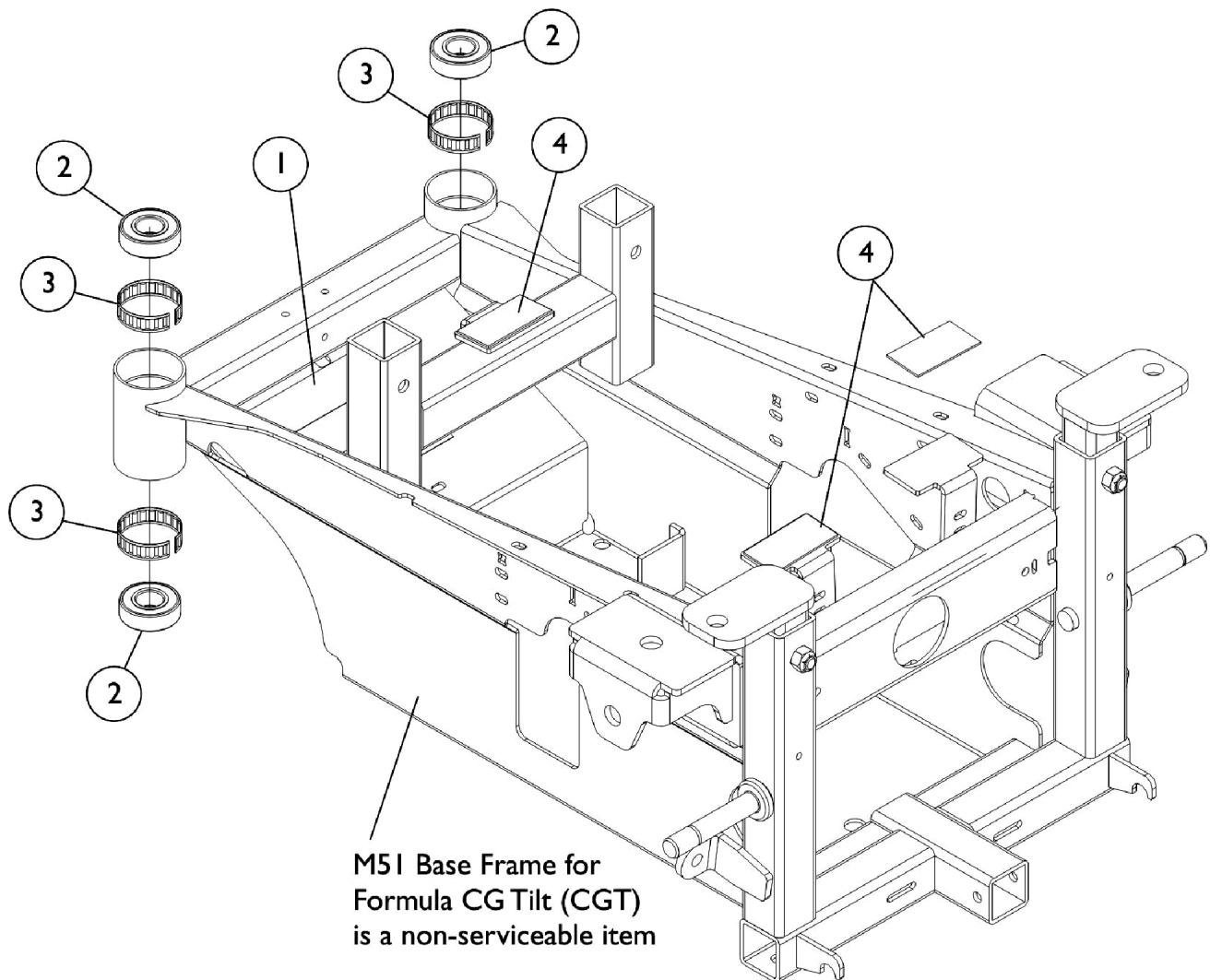
Only use the transport brackets included with **TRRO** and **TRBKTS** for the purpose described in the appropriate Owner's Operator and Maintenance Manual.

As of this date, the Department of Transportation has not approved any tie-down systems for transportation of a user while in a wheelchair, in a moving vehicle of any type. It is Invacare's position that users of wheelchairs should be transferred into appropriate seating in vehicles for transportation and use be made of the restraints made available by the auto industry. Invacare cannot and does not recommend any wheelchair transportation systems.

NOTE: ANSI = American National Standards Institute, RESNA = Rehabilitation Engineering and Assistive Technology Society of North America.

Base Frame, Bearings, & Hardware

M51 w/ Formula CG Tilt (CGT) & M51PR After 4/29/08



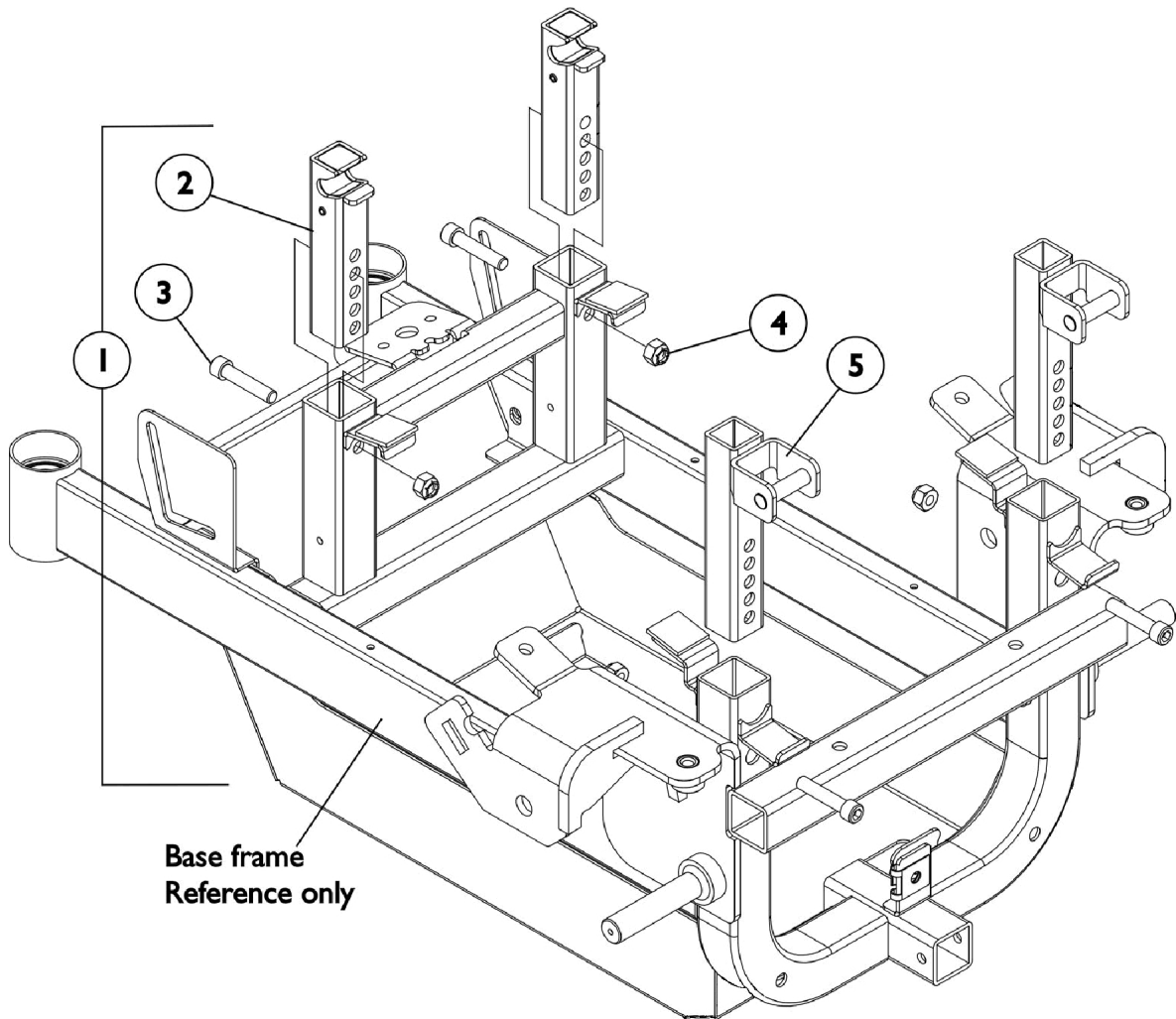
Base Frame, Bearings, & Hardware

M51 w/ Formula CG Tilt (CGT) & M51PR After 4/29/08

Item Number	Note	Part Number	Description	Quantity Per	
				Package	Assembly
1		1062095-NLA	NLA - Fastener, Loop with Adhesive Back (1" W x 4" L)	1	2
2		40117X006	Bearing (5/8")	1	4
3		1110717	Ring, Tolerance	1	4
4		1142189-NLA	NLA - Fastener, Hook with Adhesive Back (1" W x 2" L)	1	3
NOTE: Base Frame is a non-serviceable part.					

Seat Height Adjustment Slide Tubes

M51 PR After 4/29/08

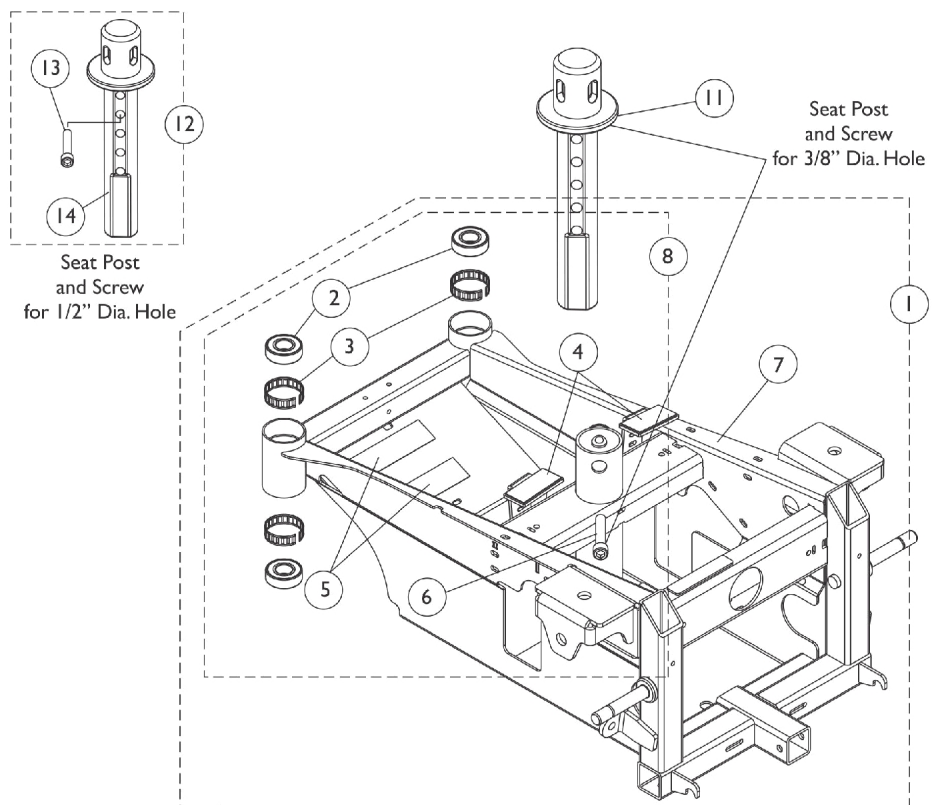


Seat Height Adjustment Slide Tubes

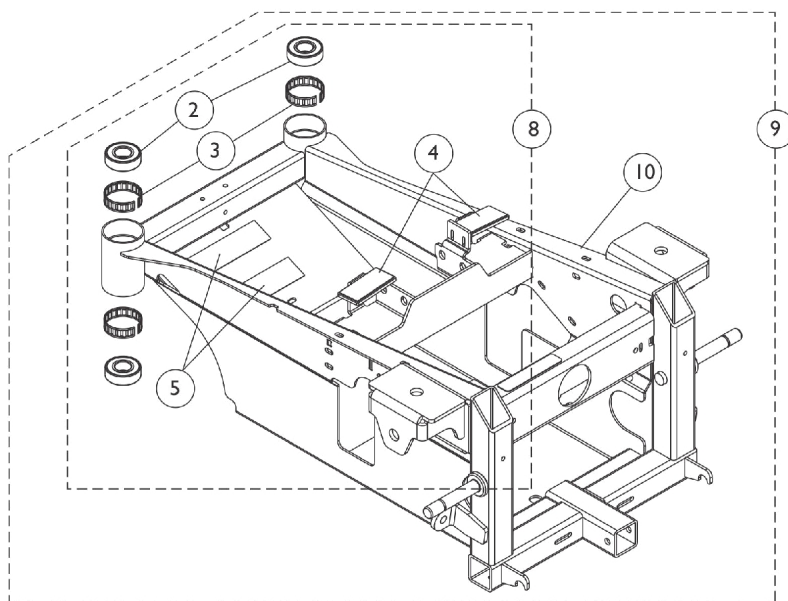
M51 PR After 4/29/08

Item Number	Note	Part Number	Description	Quantity Per	
				Package	Assembly
1	A,B	1110707-NLA	NLA - Kit, Seat Height Adjustment Slide Tubes and Hardware	1	1
2			NLA - Slide Tube Assembly, Seat Height Adjustment, Rear	1	2
3			Screw, Socket Head (5/16-18 x 1-1/2")	1	4
4			Locknut (5/16-18)	1	4
5			NLA - Slide Tube Assembly, Seat Height Adjustment, Front	1	2
2	B	1152529-NLA	NLA - Slide Tube Assembly, Seat Height Adjustment, Rear	1	2
3		1021344	Screw, Socket Head (5/16-18 x 1-1/2")	1	4
4		1026158	Locknut (5/16-18)	1	4
5		1109215-NLA	NLA - Slide Tube Assembly, Seat Height Adjustment, Front	1	2
NOTE: A - Includes Items 2-5 B - 300 Lb. capacity					

Base Frame, Bearings, Hdwr. and Van Seat Post Assembly



Chairs with Non-Elevating Seat



Chairs with Elevating Seat

Base Frame, Bearings, Hdwr. and Van Seat Post Assembly

Item Number	Note	Part Number	Description	Quantity Per	
				Package	Assembly
1	A,A1,F	1127404	NLA - Frame Assembly, Base, Non-Elevating Seat, Black	1	1
2			Bearing (5/8")	1	4
3			Ring, Tolerance	1	4
4			Hook (1" W)	1	2
5			Fastener, Loop with Adhesive (1")	1	2
6			Screw, Socket Head w/ Patch (3/8-16 x 2")	1	1
7			NLA - Frame, Base, Non-Elevating Seat, Black	1	1
8	B	1127300	Kit, Base Frame Hardware	1	1
2			Bearing (5/8")	1	4
3			Ring, Tolerance	1	4
4			Hook (1" W)	1	2
5			Fastener, Loop with Adhesive (1")	1	2
6			Screw, Socket Head w/ Patch (3/8-16 x 2")	1	1
6	E	1124252	Screw, Socket Head w/ Patch (3/8-16 x 2")	1	1
9	C	1127268-NLA	NLA - Frame Assembly, Base, Elevating Seat, Black	1	1
2			Bearing (5/8")	1	4
3			Ring, Tolerance	1	4
4			Hook (1" W)	1	2
5			Fastener, Loop with Adhesive (1")	1	2
10			NLA - Frame, Base, Elevating Seat, Black	1	1
11	D,E	1143697-NLA	NLA - Post, Seat Pivot	1	1
12	G	1170584	Seat Pivot Post w/ Hardware	1	1
13			Screw, Socket Head w/ Patch (1/2-13 x 2-1/4")	1	1
14			Post, Seat Pivot	1	1

NOTE: A - After 3/25/13 quality improvement was made to Pronto M51 Base Frame Assembly containing "SZ" in the serial # (ie. 13SZXXXXXX). The Seat Post Screw was changed from 3/8"-16 x 2" to 1/2-13 x 2-1/4". Base Frames with "SZ" in the serial number Before 3/26/13

A1 - and all Base Frames w/o "SZ" in the serial number use the 3/8"-16 x 2" hole size configuration. When replacing a Base Frame Assembly After 3/25/13 and contains "SZ" in the serial number, a new Seat Post item #11 and Mounting Screw item #6 must be order.

B - Includes items 2-6. Although included in frame hardware kit, item 6 (Screw) is only used for Base Frames with "SZ" in the serial number Before 3/26/13 and all Base Frames w/o "SZ" in the serial number to accommodate a 3/8" diameter hole.

C - Includes items 2-5 and 10.

D - Effective 10/05/06, the Seat Pivot Post has been updated to give the seat the capability to lock in a 90 degree position from straight either right or left.

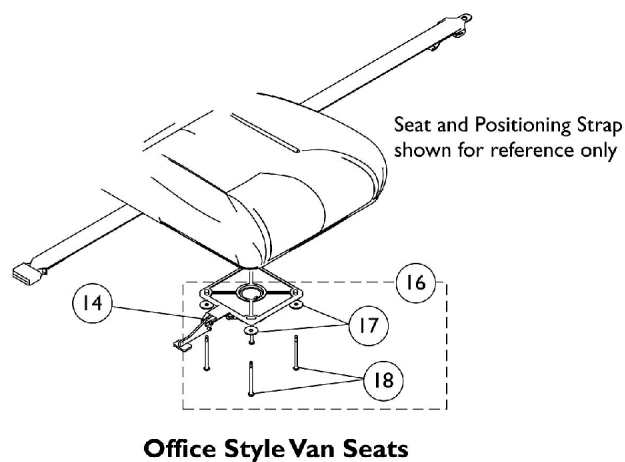
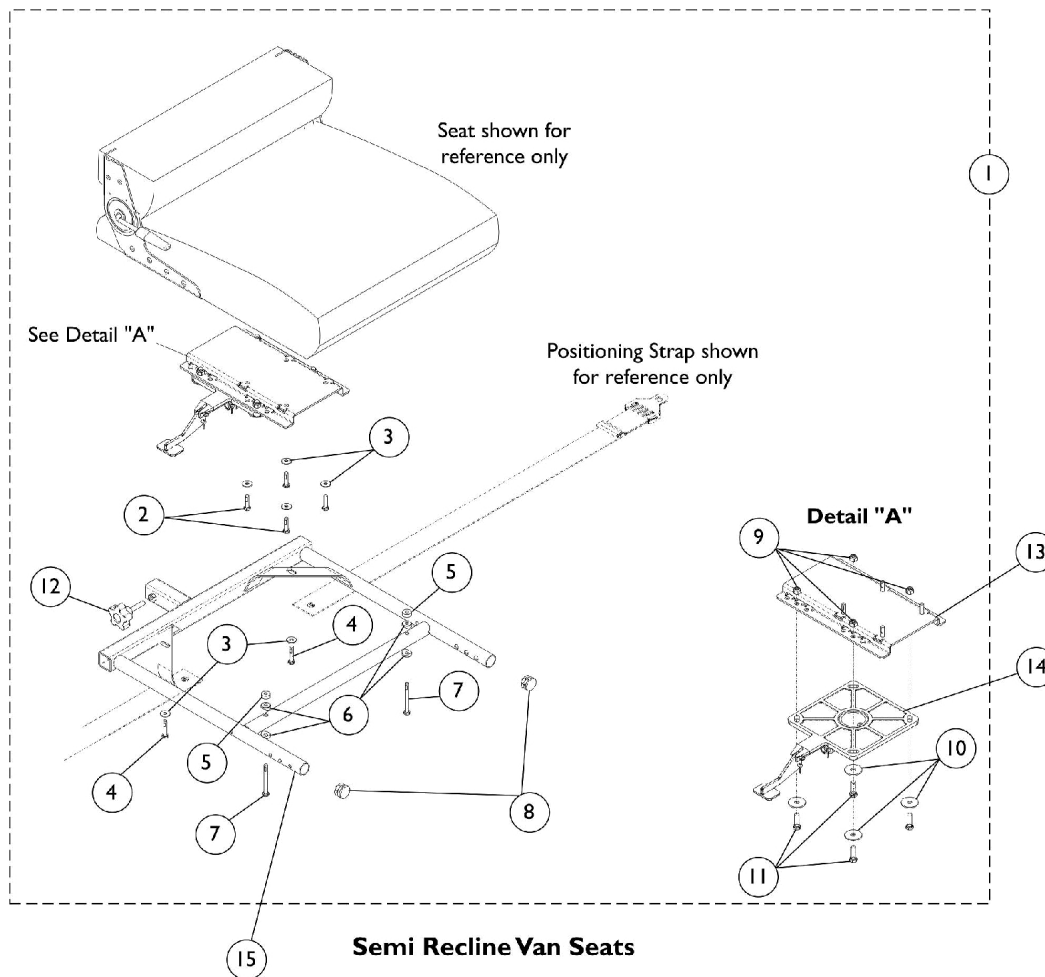
E - Used for Base Frames with "SZ" in the serial number Before 3/26/13 and all Base Frames w/o "SZ" in the serial number to accommodate a 3/8" diameter hole.

F - Includes items 2-7

G - Used After 3/25/13 to accommodate 1/2" diameter hole in a Base Frame Assembly containing "SZ" in the serial # (ie. 13SZXXXXXX). Includes items 13 and 14. Individual components are not saleable.

Van Seat Models M50/M5/M61 & Solid Base Van Seats Before 4/28/08 with Center Post attachment

If converting a wheelchair from Office Style Semi-Recline Van Seat to Semi-Recline Van Seat w/ Cushion or Semi-Recline Van Seat w/ Solid Seat Base items 1, 13, and 15 must be ordered in addition to the seat.



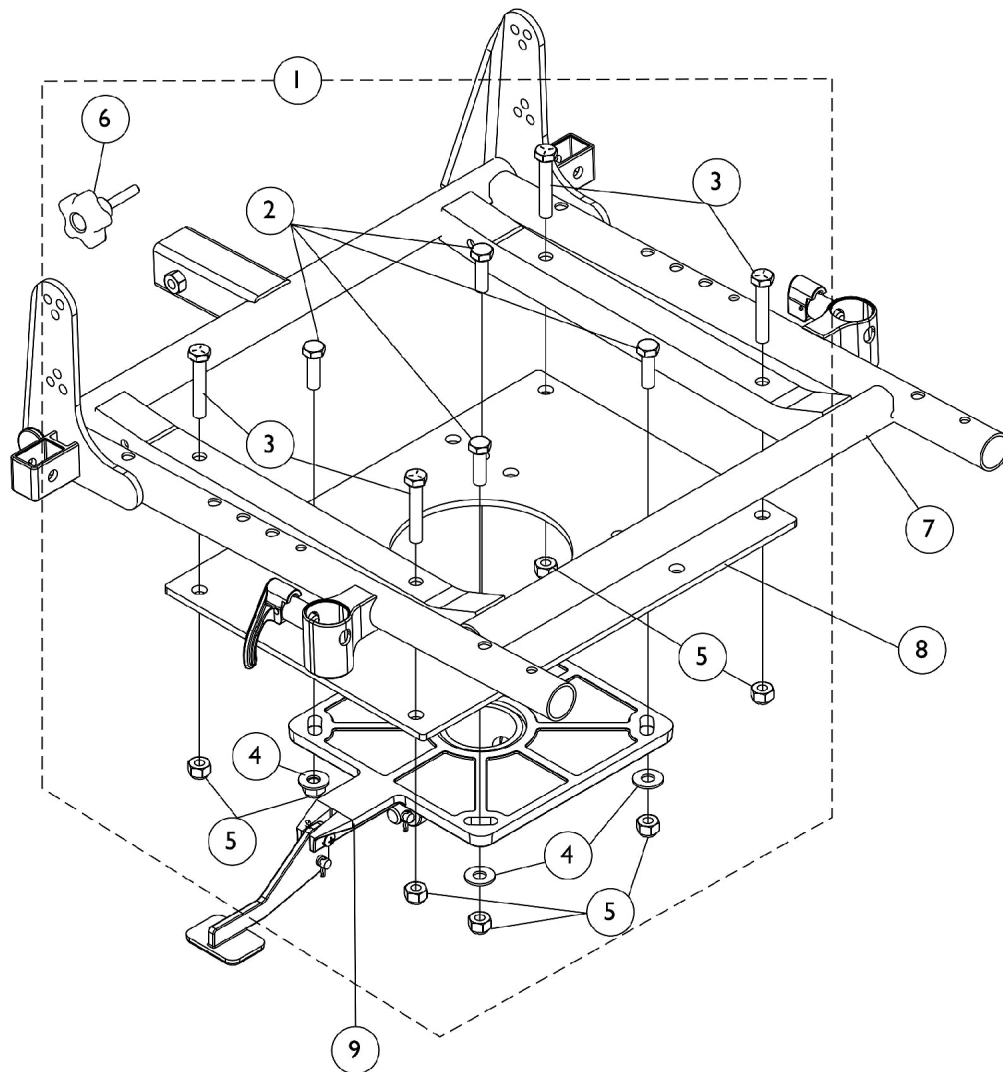
Van Seat Models M50/M5/M61 & Solid Base Van Seats Before 4/28/08 with Center Post attachment

If converting a wheelchair from Office Style Semi-Recline Van Seat to Semi-Recline Van Seat w/ Cushion or Semi-Recline Van Seat w/ Solid Seat Base items 1, 13, and 15 must be ordered in addition to the seat.

Item Number	Note	Part Number	Description	Quantity Per		
				Package	Assembly	
1	A,B	1119577	Kit, Van Seat Mounting Hardware	1	1	
2			NLA - Screw, Hex Head Cap w/ Patch (1/4-20 x 1")	1	4	
3			Washer (1/4 x 23/32 x 1/16")	1	6	
4			NLA - Screw, Hex Head w/ Patch (1/4-20 x 1-1/4")	1	2	
5			Spacer (1/4 x 5/8 x 1/4")	1	2	
6			Spacer, Coved (1/4 x 11/16 x 1/2")	1	4	
7			NLA - Screw, Hex Head w/Patch (1/4-20 x 2-1/2")	1	2	
8			Plug Button, Black (1")	1	2	
9			Locknut (5/16-18)	1	4	
10			Washer, Steel (5/16 x 1-1/4 x 1/16")	1	4	
11			Screw, Hex Head w/ Patch (5/16-18 x 1")	1	4	
12			NLA - Knob, Adjustment, Black (5/16-18 x 1-1/2")	1	1	
10	C	1092409	Washer, Steel (5/16 x 1-1/4 x 1/16")	1	4	
11		1104258	Screw, Hex Head w/ Patch (5/16-18 x 1")	1	4	
13		1116919	Bracket, Seat Mounting, Black	1	1	
13		D	1129722	Bracket, Seat Mounting, Black	1	1
14			1116413-NLA	NLA - Pivot, Seat	1	1
15		1123391	Frame, Van Seat, Black (16" W)	1	1	
15		1116392	Frame, Van Seat, Black (18" W)	1	1	
15		1116393	Frame, Van Seat, Black (20" W)	1	1	
16		E	1136494	Kit, Van Seat Mounting Hardware - Office Style	1	1
17				Washer, Steel (5/16 x 1-1/4 x 1/16")	1	4
18				NLA - Screw, Hex Head w/ Patch (1/4-20 x 1-1/2")	1	4
NOTE: A - Item 8, Plug Buttons, are only used in the absence of front riggings. B - Includes items 2-12 C - Van Seats without Solid Seat Base D - Van Seats with Solid Seat Base E - Includes items 17-18						

ASBA Seat Frame and Mounting Hardware

M50/M51 Center Post Attachment before 4/29/08



ASBA Seat Frame and Mounting Hardware

M50/M51 Center Post Attachment before 4/29/08

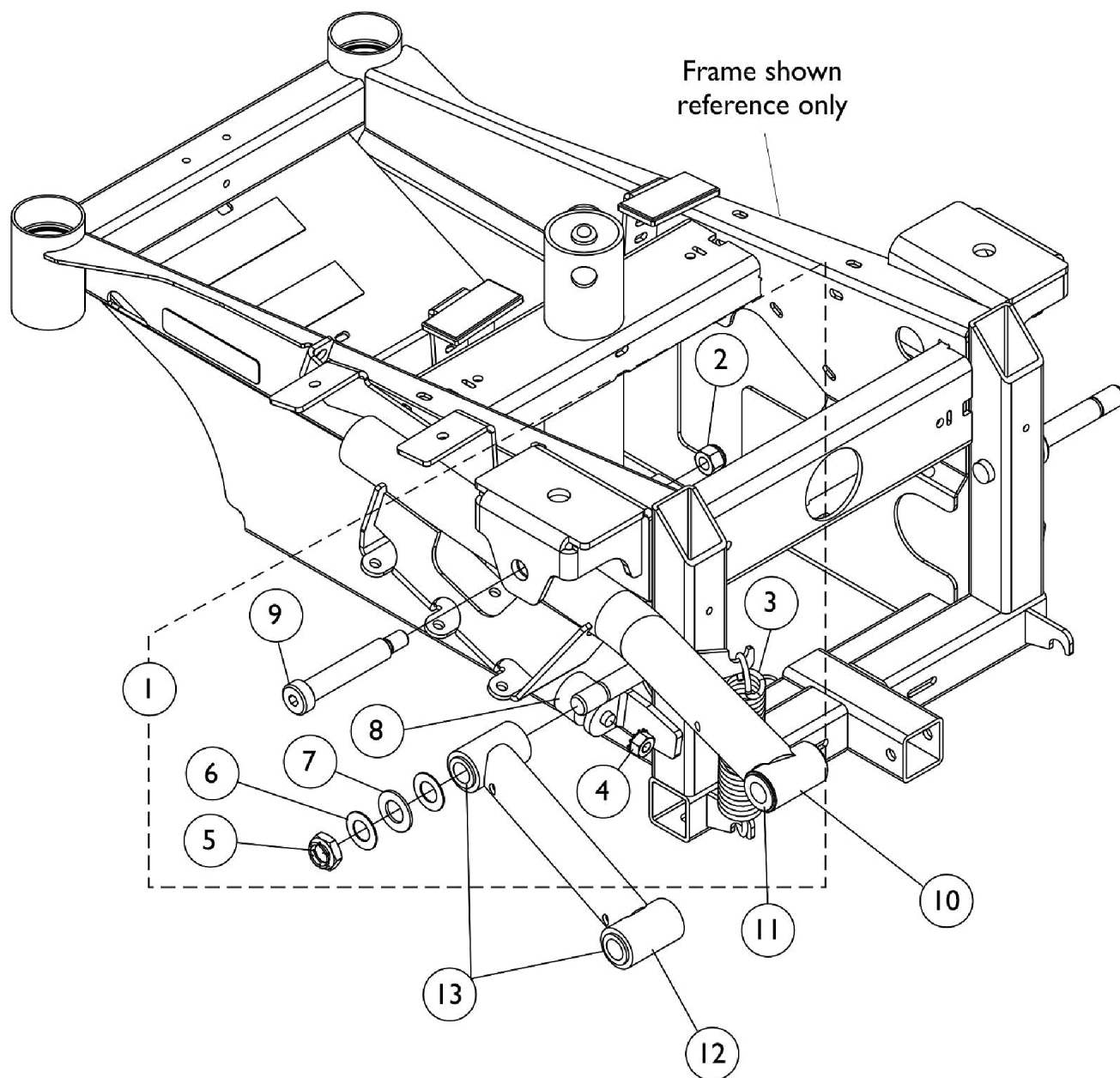
Item Number	Note	Part Number	Description	Quantity Per	
				Package	Assembly
1	A	1134543	Kit, Seat Frame Hardware	1	1
2			Screw, Hex Head (5/16-18 x 1")	1	4
3			NLA - Screw, Hex Head (5/16-18 x 1-3/4")	1	4
4			Washer, Steel (5/16 x 3/4 x 1/16")	1	4
5			Locknut (5/16-18)	1	8
6			NLA - Knob, Adjustment, Black (5/16-18 x 1-1/2")	1	1
7		See Chart	#7 Seat Frame, ASBA	1	1
8		1134542	Plate, Seat Frame	1	1
9		1116413-NLA	NLA - Pivot, Seat	1	1

NOTE: A - Includes items 2-6

#7 Seat Frame, ASBA

Chair Depth	16" Wide	17" Wide	18" Wide	19" Wide	20" Wide
16-17" Deep	1132433-NLA	1132434-NLA	1132435-NLA	1132436-NLA	1132437-NLA
18-19" Deep	1132442-NLA	1132443-NLA	1132444-NLA	1132445-NLA	1132446-NLA
20" Deep	1132451-NLA	1132452-NLA	1132453-NLA	1132454-NLA	1132455-NLA

Walking Beams and Hardware - SureStep



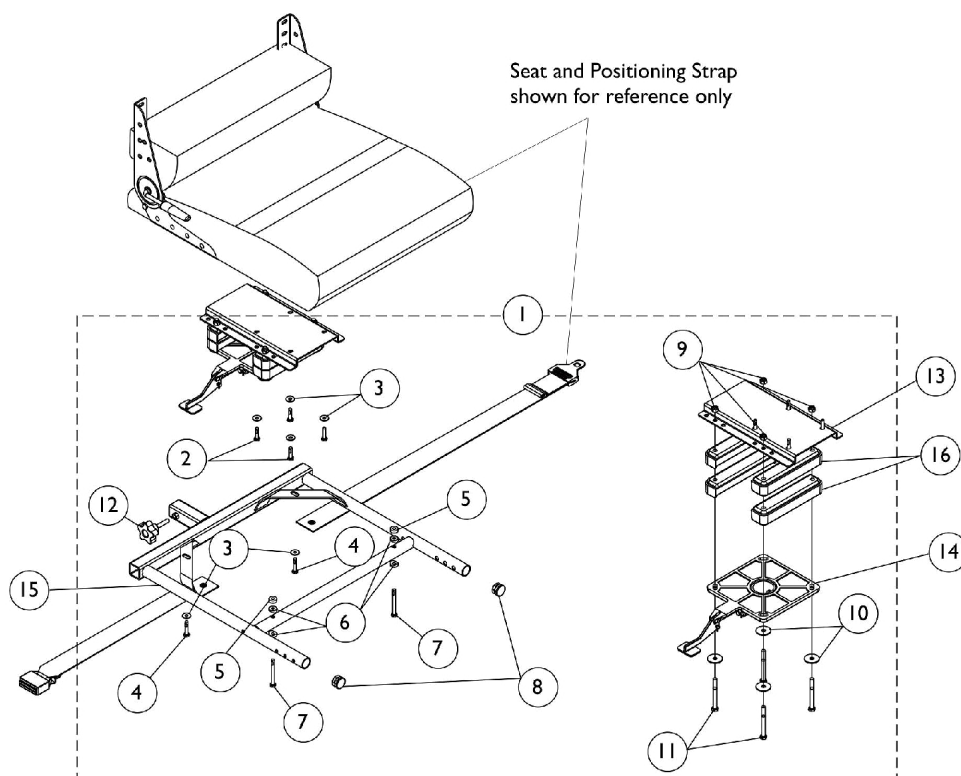
Walking Beams and Hardware - SureStep

Item Number	Note	Part Number	Description	Quantity Per	
				Package	Assembly
1	A	1127398	Kit, SureStep Walking Beam Hardware	1	1
2			NLA - Locknut, High Profile (3/8-16)	1	1
3			Spring, Extension (1 x 4-1/2" L)	1	1
4			NLA - Nut, Keps (5/16-18)	1	1
5			Locknut (1/2-20)	1	1
6			NLA - Washer (1/2 x 29/32 x 1/32")	1	2
7			NLA - Washer, Nylon (9/16 x 1 x 5/8")	1	1
8			NLA - Bumper, Rubber (1" Diameter x 5/8")	1	1
9			Screw, Shoulder Hex Socket Head (1/2 x 2-1/2", 3/8-16)	1	1
10	B	1127368-NLA	NLA - Walking Beam, SureStep - Right	1	1
10	B	1127369-NLA	NLA - Walking Beam, SureStep - Left	1	1
11	C	1127344	Bearing, Flange (1/2 x 7/8")	1	4
12		1109018	Tube, Pivot, Black	1	1
13		1106485	Bushing (1/2 x 5/8")	1	4
NOTE: A - Includes items 2-9 B - Includes item 11 C - Includes item 13					

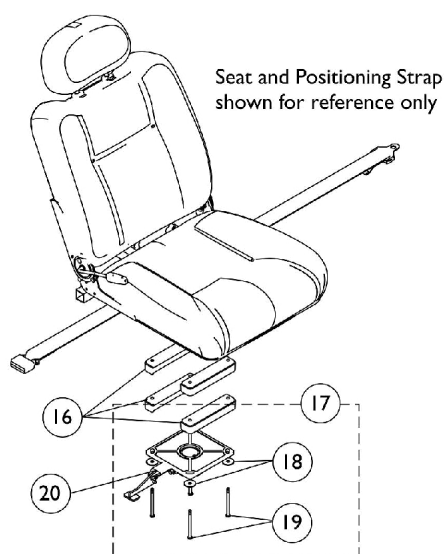
Van Seat Frame, Mounting Hardware, and Seat Spacer Retro-fit Kit - M61

As of 7/29/05 Seat Spacers are included on all M61 model chairs.

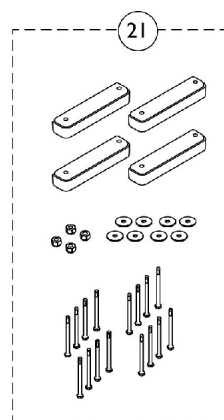
NOTE: If converting a wheelchair from Office Style Semi-Recline Van Seat to Semi-Recline Van Seat w/ Cushion or Semi-Recline Van Seat w/ Solid Seat Base items 1, 13, and 15 must be ordered in addition to the seat.



All Van Seats Except Office Style



Office Style Van Seats



**Van Seat
Spacer Retro-Fit Kit**

Van Seat Frame, Mounting Hardware, and Seat Spacer Retro-fit Kit - M61

As of 7/29/05 Seat Spacers are included on all M61 model chairs.

NOTE: If converting a wheelchair from Office Style Semi-Recline Van Seat to Semi-Recline Van Seat w/ Cushion or Semi-Recline Van Seat w/ Solid Seat Base items 1, 13, and 15 must be ordered in addition to the seat.

Item Number	Note	Part Number	Description	Quantity Per	
				Package	Assembly
1	A,B,H	1136487	Kit, Van Seat Mounting Hardware	1	1
2			NLA - Screw, Hex Head Cap w/ Patch (1/4-20 x 1")	1	4
3			Washer (1/4 x 23/32 x 1/16")	1	6
4			NLA - Screw, Hex Head w/ Patch (1/4-20 x 1-1/4")	1	2
5			Spacer (1/4 x 5/8 x 1/4")	1	2
6			Spacer, Coved (1/4 x 11/16 x 1/2")	1	4
7			NLA - Screw, Hex Head w/Patch (1/4-20 x 2-1/2")	1	2
8			Plug Button, Black (1")	1	2
9			Locknut (5/16-18)	1	4
10			Washer, Steel (5/16 x 1-1/4 x 1/16")	1	4
11			NLA - Screw, Hex Head (5/16-18 x 3")	1	4
12			NLA - Knob, Adjustment, Black (5/16-18 x 1-1/2")	1	1
1	A,B,I	1137262-NLA	NLA - Kit, Van Seat Mounting Hardware	1	1
2			NLA - Screw, Hex Head Cap w/ Patch (1/4-20 x 1")	1	4
3			Washer (1/4 x 23/32 x 1/16")	1	6
4			NLA - Screw, Hex Head w/ Patch (1/4-20 x 1-1/4")	1	2
5			Spacer (1/4 x 5/8 x 1/4")	1	2
6			Spacer, Coved (1/4 x 11/16 x 1/2")	1	4
7			NLA - Screw, Hex Head w/Patch (1/4-20 x 2-1/2")	1	2
8			Plug Button, Black (1")	1	2
9			Locknut (5/16-18)	1	4
10			Washer, Steel (5/16 x 1-1/4 x 1/16")	1	4
11			NLA - Screw, Hex Head (5/16-18 x 2")	1	4
12			NLA - Knob, Adjustment, Black (5/16-18 x 1-1/2")	1	1
1	A,B,J	1119577	Kit, Van Seat Mounting Hardware	1	1
2			NLA - Screw, Hex Head Cap w/ Patch (1/4-20 x 1")	1	4
3			Washer (1/4 x 23/32 x 1/16")	1	6
4			NLA - Screw, Hex Head w/ Patch (1/4-20 x 1-1/4")	1	2
5			Spacer (1/4 x 5/8 x 1/4")	1	2
6			Spacer, Coved (1/4 x 11/16 x 1/2")	1	4
7			NLA - Screw, Hex Head w/Patch (1/4-20 x 2-1/2")	1	2
8			Plug Button, Black (1")	1	2
9			Locknut (5/16-18)	1	4
10			Washer, Steel (5/16 x 1-1/4 x 1/16")	1	4
11			Screw, Hex Head w/ Patch (5/16-18 x 1")	1	4
12			NLA - Knob, Adjustment, Black (5/16-18 x 1-1/2")	1	1
13	C	1116919	Bracket, Seat Mounting, Black	1	1
13	D	1129722	Bracket, Seat Mounting, Black	1	1
14		1116413-NLA	NLA - Pivot, Seat	1	1

Van Seat Frame, Mounting Hardware, and Seat Spacer Retro-fit Kit - M61

As of 7/29/05 Seat Spacers are included on all M61 model chairs.

NOTE: If converting a wheelchair from Office Style Semi-Recline Van Seat to Semi-Recline Van Seat w/ Cushion or Semi-Recline Van Seat w/ Solid Seat Base items 1, 13, and 15 must be ordered in addition to the seat.

Item Number	Note	Part Number	Description	Quantity Per	
				Package	Assembly
15		1123391	Frame, Van Seat, Black (16" W)	1	1
15		1116392	Frame, Van Seat, Black (18" W)	1	1
15		1116393	Frame, Van Seat, Black (20" W)	1	1
16		1134660	Spacer, Seat, Black	1	4
17	E,H	1136486-NLA	NLA - Kit, Van Seat Mounting Hardware - Office Style	1	1
18			Washer, Steel (5/16 x 1-1/4 x 1/16")	1	4
19			Screw, Hex Head w/ Patch (1/4-20 x 3-1/2")	1	4
17	E,I	1136493-NLA	NLA - Kit, Van Seat Mounting Hardware - Office Style	1	1
18			Washer, Steel (5/16 x 1-1/4 x 1/16")	1	4
19			NLA - Screw, Hex Head w/Patch (1/4-20 x 2-1/2")	1	4
17	E,J	1136494	Kit, Van Seat Mounting Hardware - Office Style	1	1
18			Washer, Steel (5/16 x 1-1/4 x 1/16")	1	4
19			NLA - Screw, Hex Head w/ Patch (1/4-20 x 1-1/2")	1	4
20		1116413-NLA	NLA - Pivot, Seat	1	1
21		1136490	Kit, Seat Spacer Retro-fit Kit	1	1
21			Spacer, Seat, Black	1	4
21			Screw, Hex Head w/ Patch (1/4-20 x 3-1/2")	1	4
21			NLA - Screw, Hex Head w/Patch (1/4-20 x 2-1/2")	1	4
21			Washer, Steel (5/16 x 1-1/4 x 1/16")	1	8
21			NLA - Screw, Hex Head (5/16-18 x 3")	1	4
21			NLA - Screw, Hex Head (5/16-18 x 2")	1	4
21			Locknut (5/16-18)	1	4
21			NLA - Instruction Sheet, Seat Spacer Retro-fit Kit	1	1
	K,L	1134801-NLA	NLA - Instruction Sheet, Seat Spacer Retro-fit Kit	1	1

NOTE: A - Item 8, Plug Buttons, are only used in the absence of front riggings.

B - Includes items 2-12

C - Van Seats without Solid Seat Base

D - Van Seats with Solid Seat Base

E - Includes items 18 and 19

H - This kit is used on chairs that have 2 sets of seat spacers (item 16).

I - This kit is used on chairs that have 1 set of seat spacers (item 16).

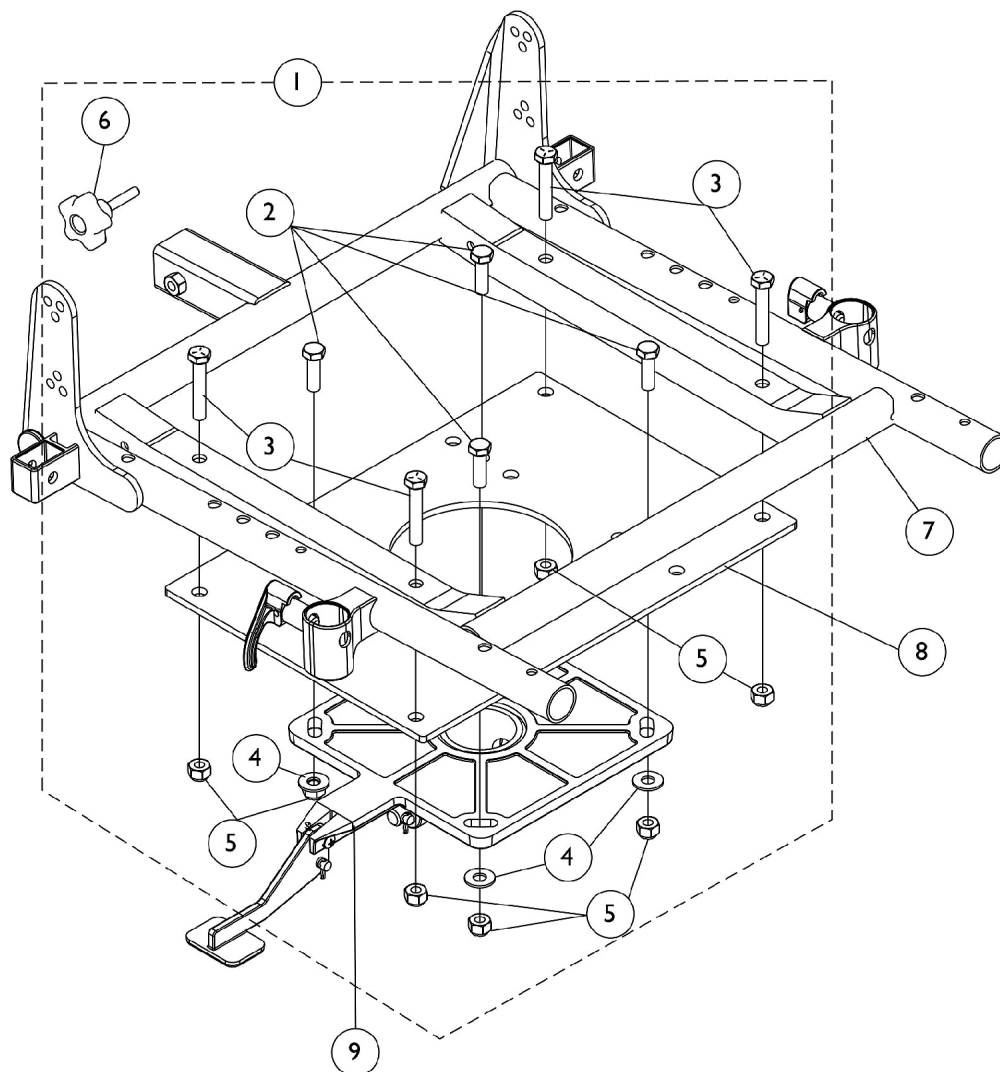
J - This kit is used on chairs that do not have any seat spacers.

K - Not Shown

L - Item is no longer available from the Invacare Service Parts Department. Refer to the Invacare Website under "Product Literature Search". Enter the part number in the "Keywords" field and download a free PDF version copy.

ASBA Seat Frame and Mounting Hardware

M50/M51



ASBA Seat Frame and Mounting Hardware M50/M51

Item Number	Note	Part Number	Description	Quantity Per	
				Package	Assembly
1	A	1134543	Kit, Seat Frame Hardware	1	1
2			Screw, Hex Head (5/16-18 x 1")	1	4
3			NLA - Screw, Hex Head (5/16-18 x 1-3/4")	1	4
4			Washer, Steel (5/16 x 3/4 x 1/16")	1	4
5			Locknut (5/16-18)	1	8
6			NLA - Knob, Adjustment, Black (5/16-18 x 1-1/2")	1	1
7		See Chart	#7 Seat Frame, ASBA	1	1
8		1134542	Plate, Seat Frame	1	1
9		1116413-NLA	NLA - Pivot, Seat	1	1
NOTE: A - Includes items 2-6					

#7 Seat Frame, ASBA

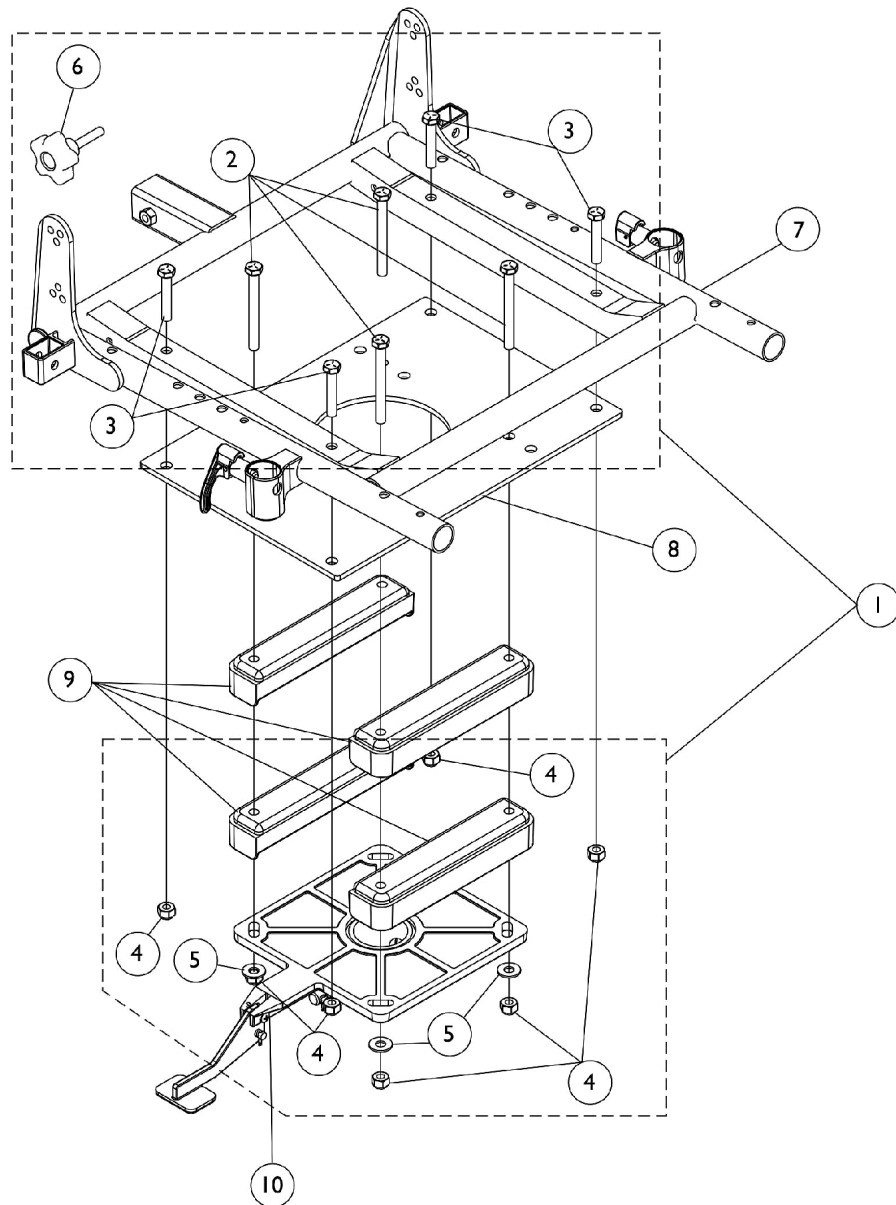
Chair Depth	16" Wide	17" Wide	18" Wide	19" Wide	20" Wide
16-17" Deep	1132433-NLA	1132434-NLA	1132435-NLA	1132436-NLA	1132437-NLA
18-19" Deep	1132442-NLA	1132443-NLA	1132444-NLA	1132445-NLA	1132446-NLA
20" Deep	1132451-NLA	1132452-NLA	1132453-NLA	1132454-NLA	1132455-NLA

ASBA Seat Frame and Mounting Hardware

M61

As of 7/29/05 (4) Seat Spacers using (item 1) part #1136485 are used on all M61 models shipped.

Note: When ordering a complete ASBA Seat for the M61, the M61SEAT can be used from the configurator. However, Seat Frame Hardware (item 1) must still be ordered separately depending on the Customer's preference of using 1 set or 2 sets of seat spacers. The Customer can also request that no spacers are being used. All Seat Frame Hardware combinations are provided.



ASBA Seat Frame and Mounting Hardware

M61

As of 7/29/05 (4) Seat Spacers using (item 1) part #1136485 are used on all M61 models shipped.

Note: When ordering a complete ASBA Seat for the M61, the M61SEAT can be used from the configurator.

However, Seat Frame Hardware (item 1) must still be ordered separately depending on the Customer's preference of using 1 set or 2 sets of seat spacers. The Customer can also request that no spacers are being used. All Seat Frame Hardware combinations are provided.

Item Number	Note	Part Number	Description	Quantity Per	
				Package	Assembly
1	A,B	1136485	Kit, Seat Frame Hardware	1	1
2			NLA - Screw, Hex Head (5/16-18 x 3")	1	4
3			NLA - Screw, Hex Head (5/16-18 x 1-3/4")	1	4
4			Locknut (5/16-18)	1	8
5			Washer, Steel (5/16 x 3/4 x 1/16")	1	4
6			NLA - Knob, Adjustment, Black (5/16-18 x 1-1/2")	1	1
1	A,C	1136492	Kit, Seat Frame Hardware	1	1
2			NLA - Screw, Hex Head (5/16-18 x 2")	1	4
3			NLA - Screw, Hex Head (5/16-18 x 1-3/4")	1	4
4			Locknut (5/16-18)	1	8
5			Washer, Steel (5/16 x 3/4 x 1/16")	1	4
6			NLA - Knob, Adjustment, Black (5/16-18 x 1-1/2")	1	1
1	A,D	1134543	Kit, Seat Frame Hardware	1	1
2			Screw, Hex Head (5/16-18 x 1")	1	4
3			NLA - Screw, Hex Head (5/16-18 x 1-3/4")	1	4
4			Washer, Steel (5/16 x 3/4 x 1/16")	1	4
5			Locknut (5/16-18)	1	8
6			NLA - Knob, Adjustment, Black (5/16-18 x 1-1/2")	1	1
7		See Chart	#7 Seat Frame, ASBA	1	1
8		1134542	Plate, Seat Frame	1	1
9		1134660	Spacer, Seat, Black	1	4
10		1116413-NLA	NLA - Pivot, Seat	1	1

NOTE: A - Includes items 2-6

B - This kit is used on chairs that have 2 sets of seat spacers. This will achieve 19" Seat To Floor plus 5" of lift elevation.

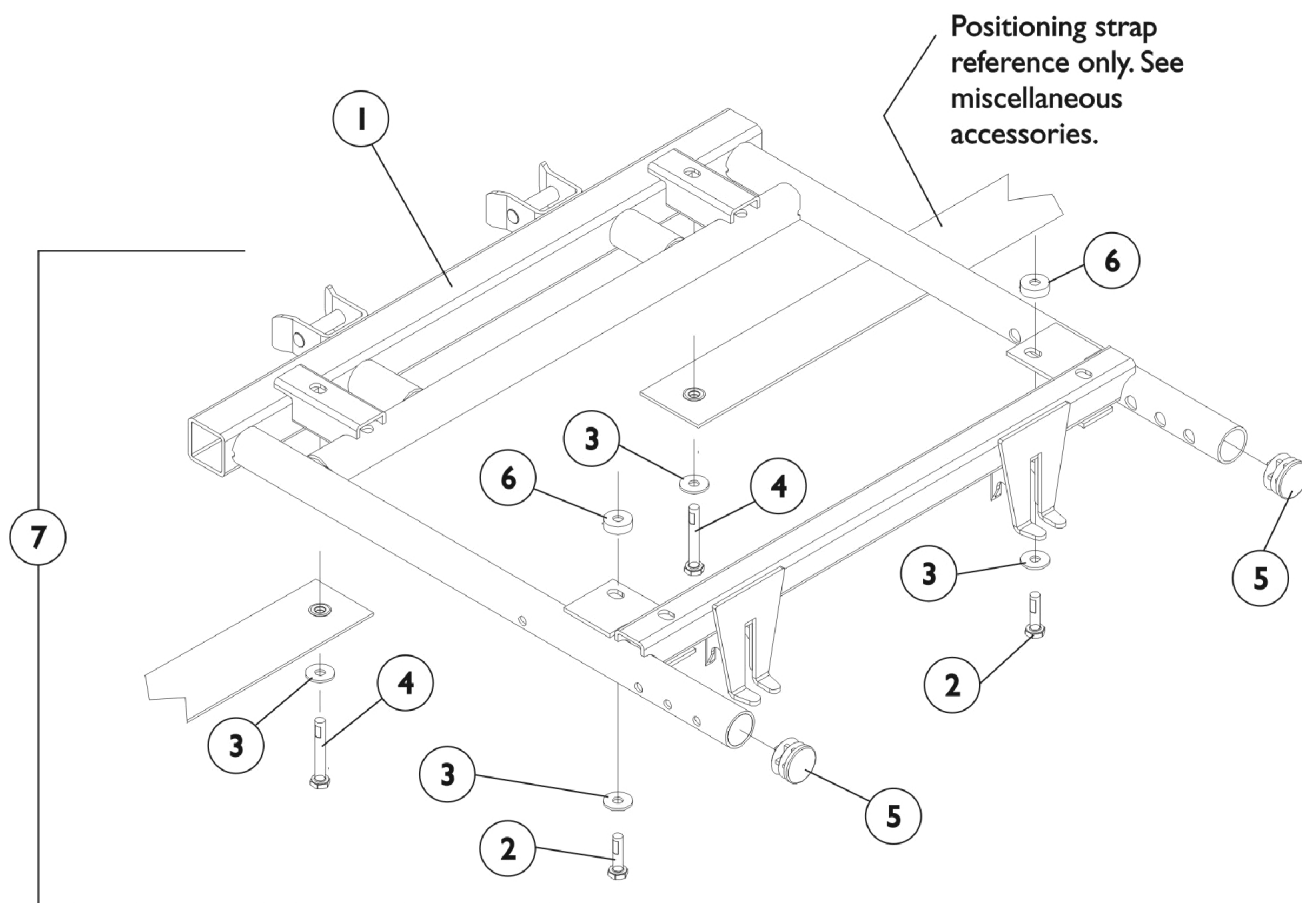
C - This kit is used on chairs that have 1 set of seat spacers. This will achieve 18" Seat To Floor plus 5" of lift elevation.

D - This kit is used on chairs that do not have any seat spacers. This will achieve 17" Seat To Floor plus 5" of lift elevation.

#7 Seat Frame, ASBA

Chair Depth	16" Wide	17" Wide	18" Wide	19" Wide	20" Wide
16-17" Deep	1132433-NLA	1132434-NLA	1132435-NLA	1132436-NLA	1132437-NLA
18-19" Deep	1132442-NLA	1132443-NLA	1132444-NLA	1132445-NLA	1132446-NLA
20" Deep	1132451-NLA	1132452-NLA	1132453-NLA	1132454-NLA	1132455-NLA

M51 Van Seat Frame and Actuator Hardware w/ Solid Base after 4/29/08

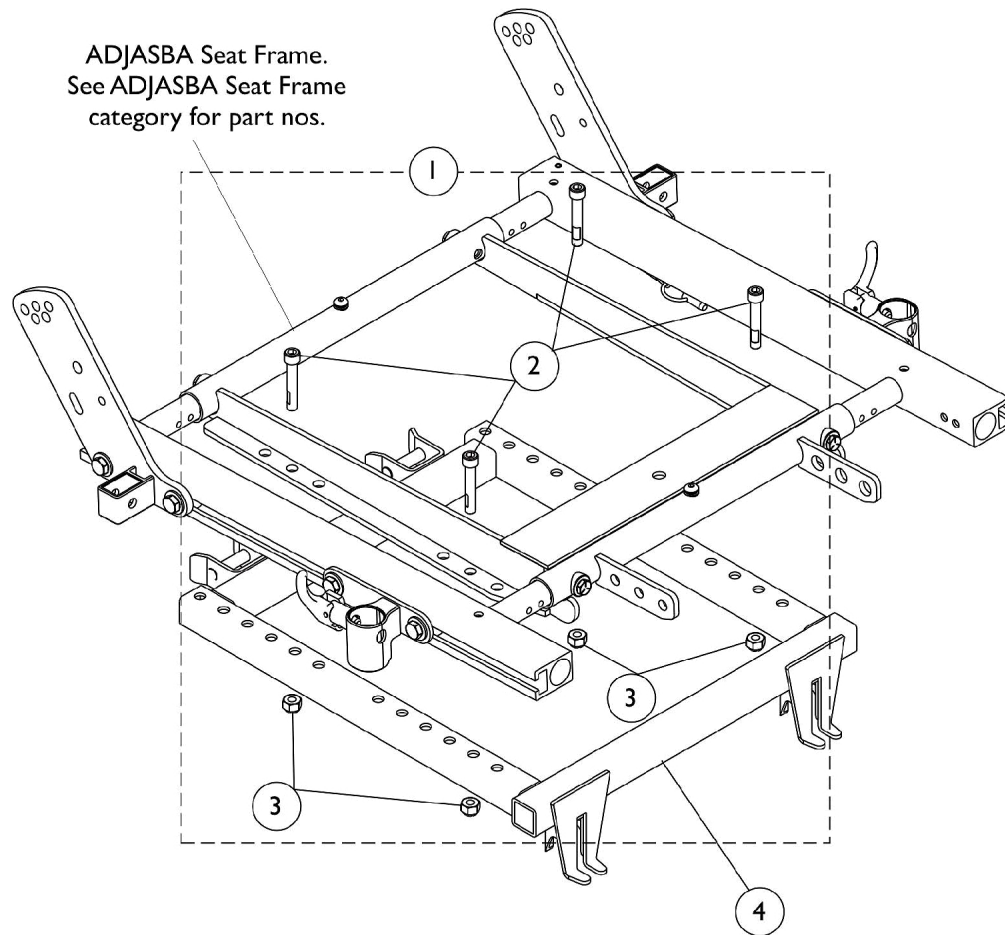


M51 Van Seat Frame and Actuator Hardware w/ Solid Base after 4/29/08

Item Number	Note	Part Number	Description	Quantity Per	
				Package	Assembly
1		1123423-NLA	NLA - Frame, Van Seat, Black (16" W)	1	1
1		1115343	Frame, Van Seat, Black (18" W)	1	1
1		1115344	Frame, Van Seat, Black (20" W)	1	1
2		1088897-NLA	NLA - Screw, Hex Head w/ Patch (1/4-20 x 1-1/4")	1	2
3		1026900	Washer (1/4 x 23/32 x 1/16")	1	2
4		1052957	Screw, Hex Head w/ Patch (1/4-20 x 2")	1	2
5		1029501	Plug Button, Black (1")	1	2
6		1108410	Spacer (1/4 x 5/8 x 1/4")	1	2
7	A	1116421	Hardware, Van Seat Mounting	1	1
NOTE: A - Includes items 2-6					

Seat Adapter and Mounting Hardware

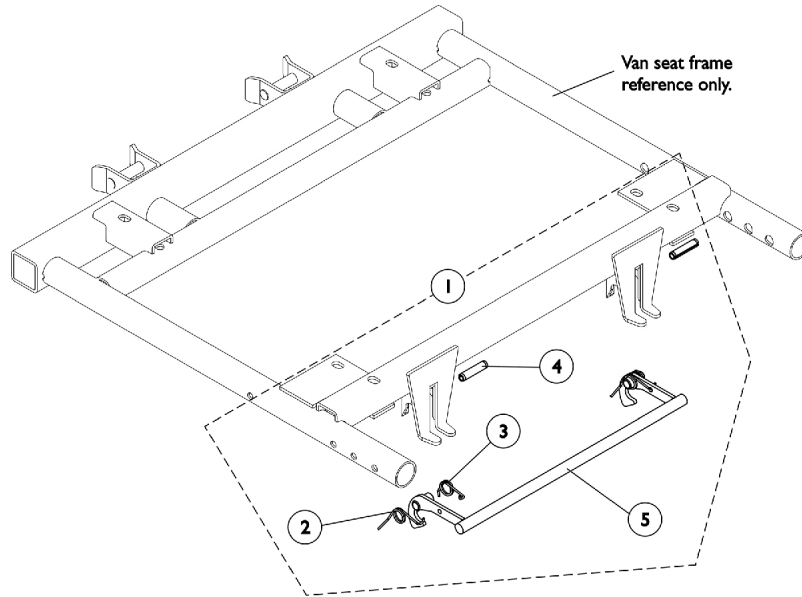
M51 ADJASBA Seats (After 4/29/08)



Item Number	Note	Part Number	Description	Quantity Per	
				Package	Assembly
1	A	1136009	Kit, Seat Adapter Mounting Hardware - ADJASBA	1	1
2			Screw, Socket Head w/ Patch (5/16-18 x 1-3/4")	1	4
3			Locknut (5/16-18)	1	4
4		1106480	Adapter, Seat Frame	1	1
NOTE: A - Includes items 2 and 3					

Seat Release Hardware

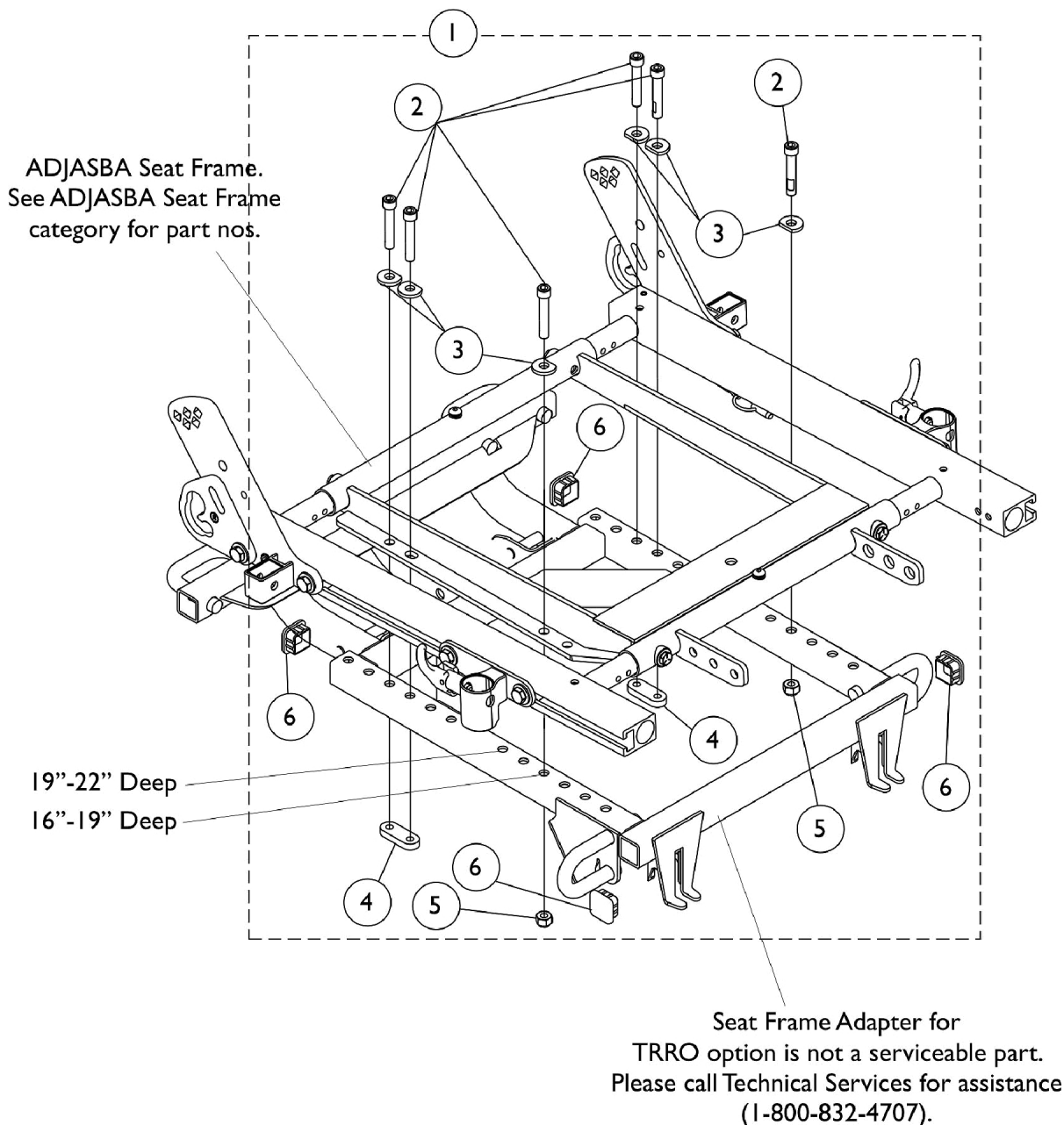
(For Van Seat and AdjASBA Seat After 4/29/08)



Item Number	Note	Part Number	Description	Quantity Per	
				Package	Assembly
1	A	1108068	Kit, Seat Release Hardware	1	1
2		1109219-NLA	NLA - Spring, Torsion - Right	1	1
3		1109220-NLA	NLA - Spring, Torsion - Left	1	1
4		1108239-NLA	NLA - Pin, Slotted (1/4 x 1-1/8")	1	2
5		1106476-NLA	NLA - Latch Bar, Seat, Black	1	1
NOTE: A - Includes items 2-5					

Seat Adapter and Mounting Hardware

M51 ADJASBA Seats with TRRO/TRBKTS after 4/29/08



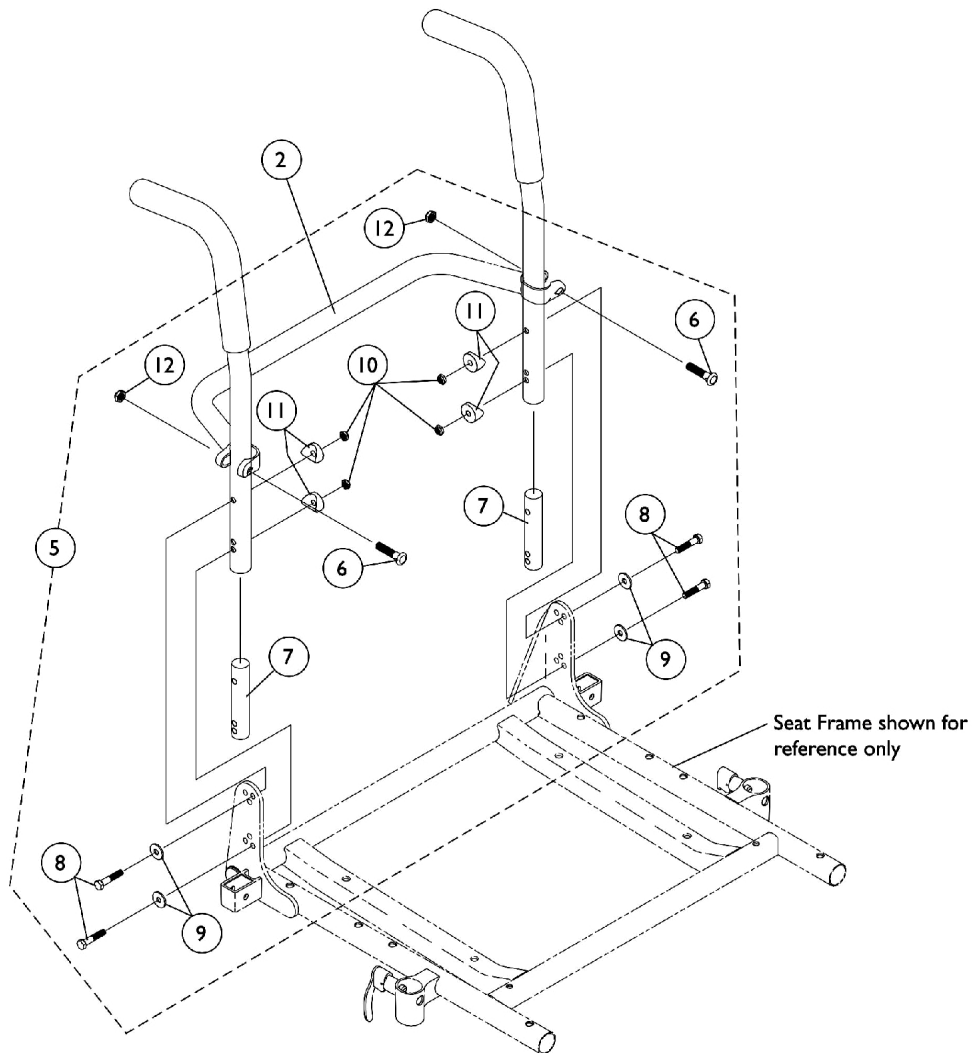
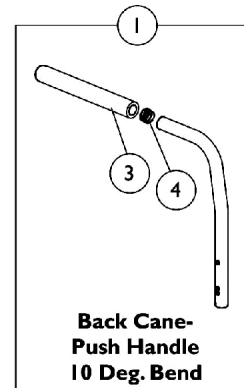
Seat Adapter and Mounting Hardware

M51 ADJASBA Seats with TRRO/TRBKTS after 4/29/08

Item Number	Note	Part Number	Description	Quantity Per	
				Package	Assembly
1		1139892-NLA	NLA - Kit, Seat Adapter Mounting Hardware - ADJASBA with TRRO/TRBKTS	1	1
2			Screw, Socket Head w/ Patch (5/16-18 x 1-3/4")	1	6
3			NLA - Washer, Ground (11/32 x 13/16 x 1/8")	1	6
4			NLA - Nut, Strap	1	2
5			Locknut (5/16-18)	1	2
6			Plug Button, Black (1" Square)	1	4

Back Canes, Spreader Bars and Attaching Hardware

M51 Center Post Attachment before 4/28/09 & all M61 models



Back Canes, Spreader Bars and Attaching Hardware

M51 Center Post Attachment before 4/28/09 & all M61 models

Item Number	Note	Part Number	Description	Quantity Per	
				Package	Assembly
1	A	See Chart	#1 10° Back Cane with Grip (16-20" Back Height)	1	2
2		See Chart	#2 Spreader Bar (16-20" Wide)	1	1
3		1135506	Package, Foam Hand Grip (9" L)	10	1
4		1130582	Package, Plug Button, Black (7/8")	10	1
5		1070457-NLA	NLA - Kit, Back Cane Attaching Hardware	2	1
6			Screw w/ Lug (5/16-24 x 1-3/8")	1	2
7			Insert, Non-Threaded Back Cane (For Back Heights 20" and Lower)	1	2
8			Screw, Hex Head (1/4-20 x 1-5/8")	1	4
9			Washer (1/4 x 23/32 x 1/16")	1	4
10			Locknut (1/4-20)	1	4
11			Spacer, Coved (1/4 x 11/16 x 1/2")	1	4
12			Locknut (5/16-24)	1	2
NOTE: A - Includes Items 6-12					

#1 10° Back Cane with Grip

16-20" Back Height

16" High	17" High	18" High	19" High	20" High
1045575	1045576	1045577	1045578	1045579-NLA

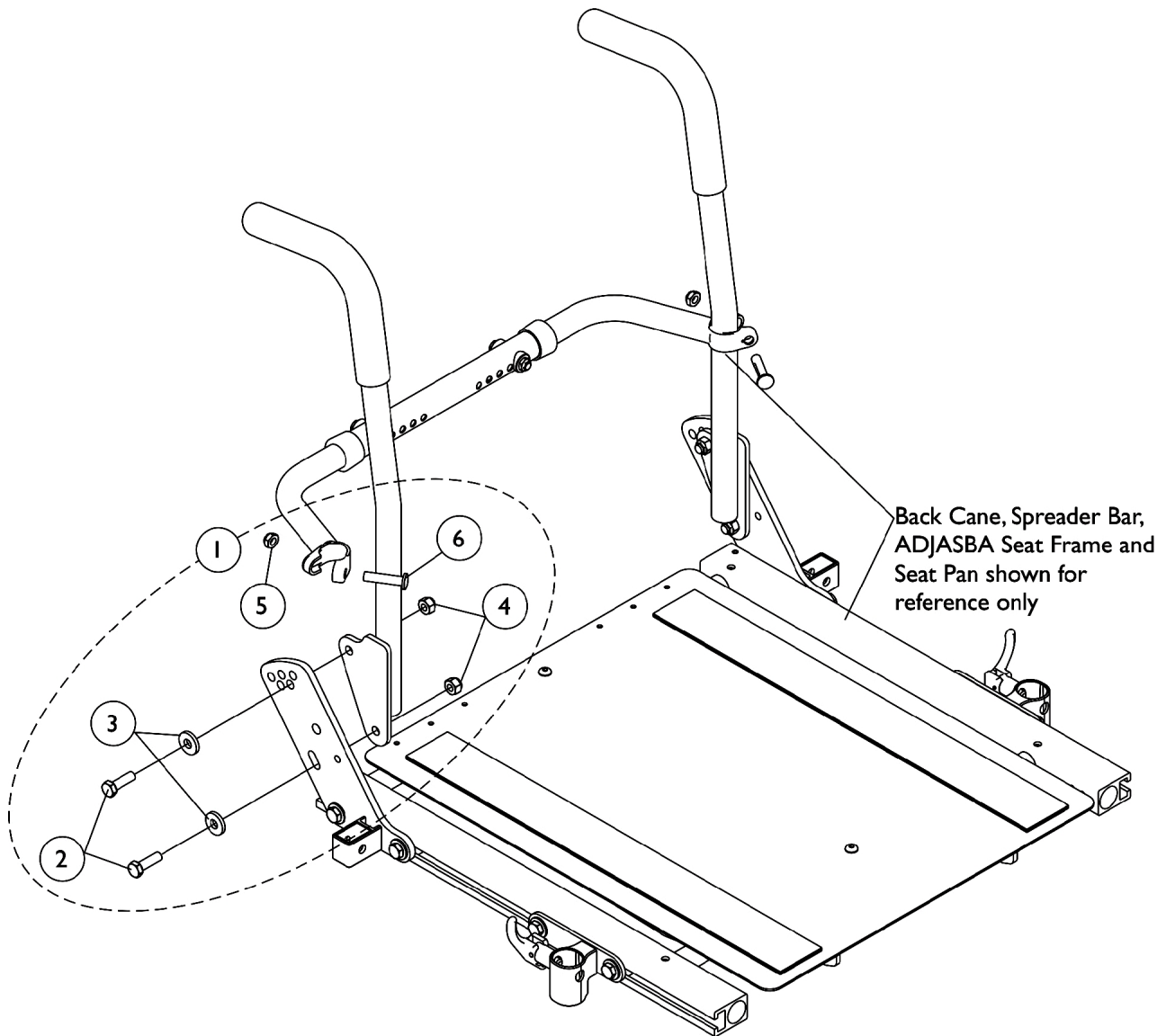
#2 Spreader Bar

16-20" Wide

16" Wide	17" Wide	18" Wide	19" Wide	20" Wide
1043873	1043874	1043875	1043876	1043877

Back Cane Attaching Hardware

For M51 ADJASBA Seat (After 04/29/08)

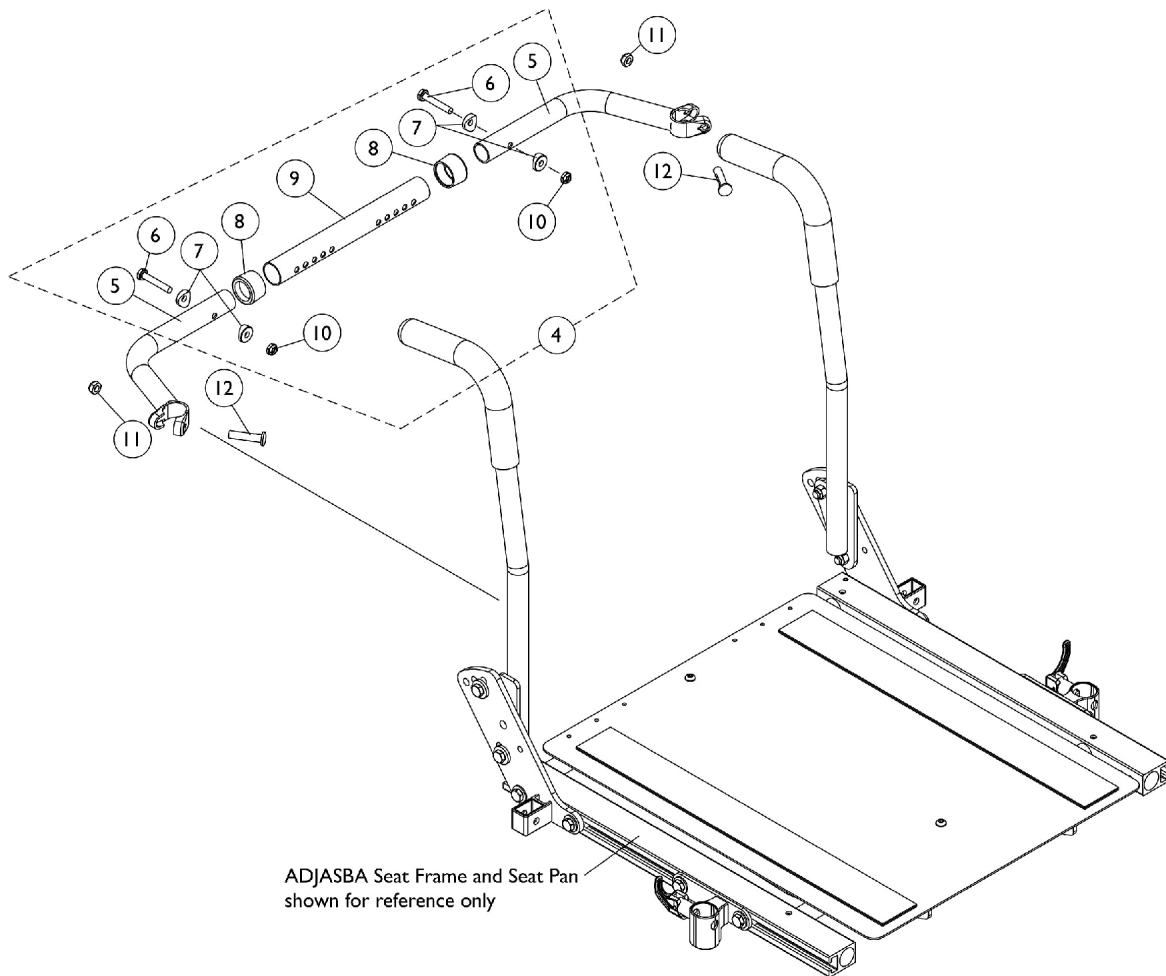
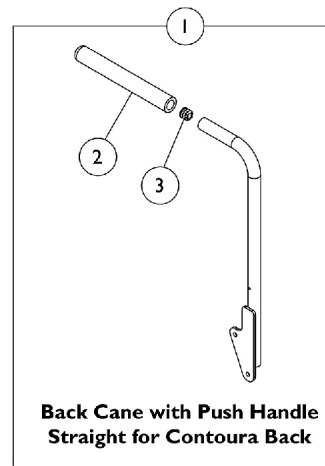
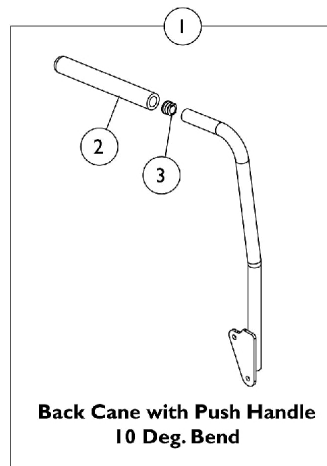


Back Cane Attaching Hardware For M51 ADJASBA Seat (After 04/29/08)

Item Number	Note	Part Number	Description	Quantity Per	
				Package	Assembly
1	A	1133755	Kit, Back Cane Mounting Hardware (Pair)	2	1
2			Screw, Hex Head (5/16-18 x 1")	1	4
3			Washer, Flat (21/64 x 53/64 x 7/64")	1	4
4			Locknut (5/16-18)	1	4
5			Locknut (5/16-24)	1	2
6			Screw w/ Lug (5/16-24 x 1-3/8")	1	2
NOTE: A - Includes items 2-6					

Back Canes and Spreader Bars

For M51 ADJASBA Seat after 4/29/08



Back Canes and Spreader Bars

For M51 ADJASBA Seat after 4/29/08

Item Number	Note	Part Number	Description	Quantity Per	
				Package	Assembly
1	A	See Chart	#1 Back Cane Assemblies	1	1
2		1135506	Package, Foam Hand Grip (9" L)	10	1
3		1134426	Package, Plug Button, Black (3/4")	10	1
4		1125709	Kit, Spreader Bar Assembly (16"-20" Wide)	1	1
5			NLA - Handle, Spreader Bar, Black	1	2
6			Screw, Hex Head (1/4-20 x 1-1/2")	1	2
7			Spacer, Coved (1/4 x 11/16 x 1/2")	1	4
8			Anti-Rattle (1")	1	2
9			Tube, Spreader Bar, Adjustable, Black (16 - 20" W)	1	1
10			Locknut (1/4-20)	1	2
4	A	1125710	Kit, Spreader Bar Assembly 20"-24" Wide	1	1
5			NLA - Handle, Spreader Bar, Black	1	2
6			Screw, Hex Head (1/4-20 x 1-1/2")	1	2
7			Spacer, Coved (1/4 x 11/16 x 1/2")	1	4
8			Anti-Rattle (1")	1	2
9			Tube, Spreader Bar, Adjustable, Black (20 - 24" W)	1	1
10			Locknut (1/4-20)	1	2
11		1025730	Locknut (5/16-24)	1	2
12		1031026	Screw w/ Lug (5/16-24 x 1-3/8")	1	2

NOTE: A - Includes items 5-10

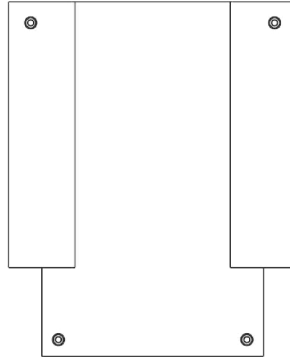
#1 Back Cane Assemblies

Back Cane Assemblies include Foam Grips and Plug Buttons where shown

Back Height	Back Cane - Push Handle 10 Deg. Bend Right	Back Cane - Push Handle 10 Deg. Bend Left	Back Cane - Push Handle Straight for Contoura Right	Back Cane - Push Handle Straight for Contoura Left
16"	1133822	1133823	N/A	N/A
17"	1133824	1133825	N/A	N/A
18"	1133826	1133827	1143334 See Note(s) A	1143335 See Note(s) A
19"	1133828	1133829	N/A	N/A
20"	1133830	1133831	N/A	N/A

NOTE: A - Wheelchairs manufactured before 5/15/09 with a Contoura Back 25" or 29" high and wheelchairs manufactured after 5/14/09 with a Curve Contoura Back 22" high will use the 18" high Straight Back Cane w/ Push Handle.

ASBA/ADJASBA Back Upholstery, Nylon



Single Liners & Dual Liners
-Nylon

Single Liners

Back Width	16"-17" High	18"-19" High	20" High
16" Wide	1045175	1045207	1068947
17" Wide	1045176	1045208	1068948
18" Wide	1045177	1045209	1068949

Dual Liners

Back Width	16"-17" High	18"-19" High	20" High
16" Wide	1045180	1045212	1068952
17" Wide	1045181	1045213	1068953
18" Wide	1045182	1045214	1068954
19" Wide	1045183	1045215	1068955
20" Wide	1045184	1045216	1068956
21" Wide	1045185	1045217	1068957
22" Wide	1045186	1045218	1068958
23" Wide	1045187-NLA	1045219-NLA	1068959-NLA
24" Wide	1045188-NLA	1045220-NLA	1068960-NLA

Dual liner back upholstery is used with chairs that have a seat deeper than 17" or back wider than 18".

ASBA/ADJASBA Back Upholstery, Nylon

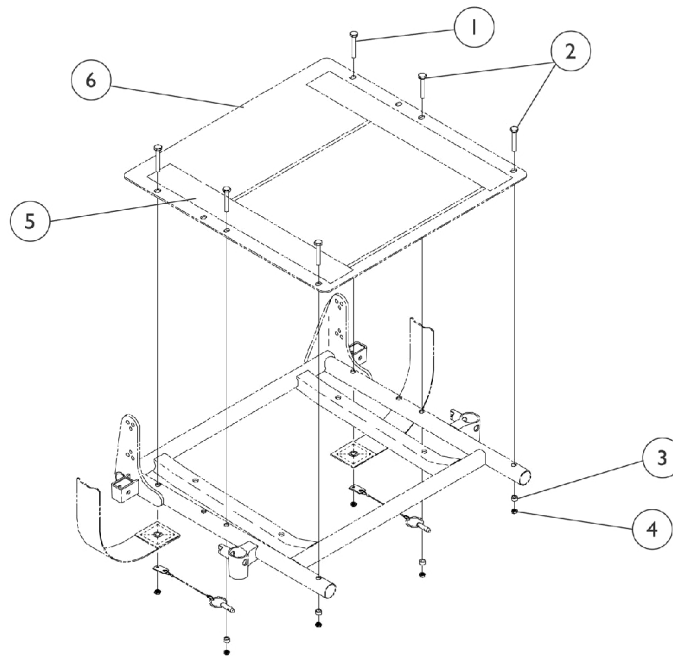
Back Upholstery Hardware

Item Number	Note	Part Number	Description	Quantity Per	
				Package	Assembly
	A	1026298	Package, Screw with Washer (#10 x 7/8") (Pair)	2	1
	A	98007X005	Tie Wrap (11-1/2" L)	1	2
	A	See Chart	Single Liners	1	1
	A	See Chart	Dual Liners	1	1
NOTE: A - Not Shown					

ASBA Seat Pan and Hardware

Center Post Mounted M51 Before 4/28/08 & M61

NOTE: Seat pan and front rigging hanger assembly share the same mounting hardware.



Item Number	Note	Part Number	Description	Quantity Per	
				Package	Assembly
1	A,B	1070459-NLA	NLA - Kit, Seat Pan Mounting Hardware	1	1
2			Screw, Hex Head (1/4-20 x 1-5/8")	1	2
3			Screw, Hex Head (1/4-20 x 1-1/2")	1	4
4			NLA - Spacer (1/4 x 3/8 x 3/16")	1	4
5			Locknut (1/4-20)	1	6
6		1039949-NLA	NLA - Fastener, Hook Adhesive Back (2" W x 16" L)	1	2
		1044578-NLA	NLA - Fastener, Loop Adhesive Back (2" W x 16" L)	1	2
		See Chart	#6 Seat Pans	1	1

NOTE: A - Not Shown.
B - Includes items 1-4

#6 Seat Pans

Chair Depth	16" Wide	17" Wide	18" Wide	19" Wide	20" Wide
16" Deep	1066013-NLA	1066014-NLA	1066015-NLA	1066016-NLA	1066017-NLA
17" Deep	1066024	1066025-NLA	1066026	1066027-NLA	1066028-NLA
18" Deep	1066035-NLA	1066036-NLA	1066037-NLA	1066038-NLA	1066039-NLA
19" Deep	1066046-NLA	1066047-NLA	1066048-NLA	1066049-NLA	1066050-NLA
20" Deep	1066057-NLA	1066058-NLA	1066059-NLA	1066060	1066061-NLA

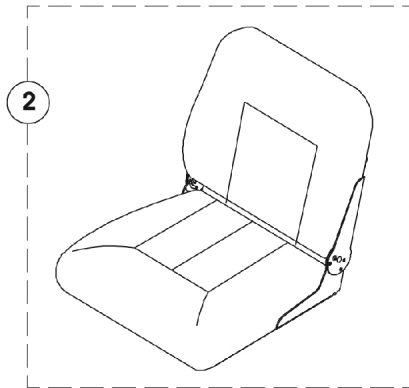
ASBA Seat Pan and Hardware

Center Post Mounted M51 Before 4/28/08 & M61

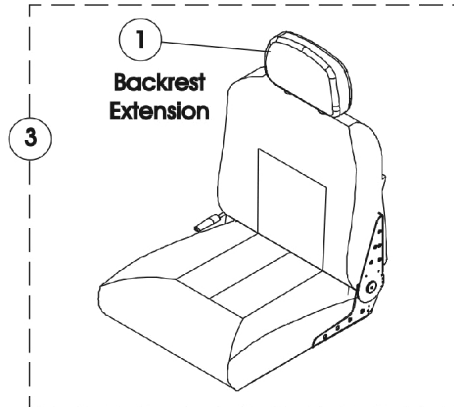
NOTE: Seat pan and front rigging hanger assembly share the same mounting hardware.

Van Seat Assembly

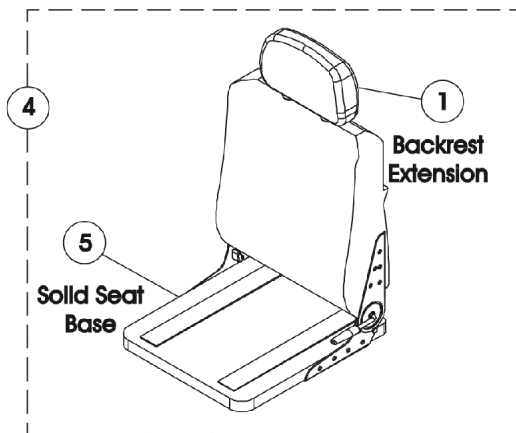
If converting a chair from Office Style Semi-Recline Van Seat to Semi-Recline Van Seat w/ Cushion or Semi-Recline Van Seat w/ Solid Seat Base, see Van Seat Frame and Mounting Hardware category for additional parts required.



**Van Seat
Fold-Down,
Medium Back**



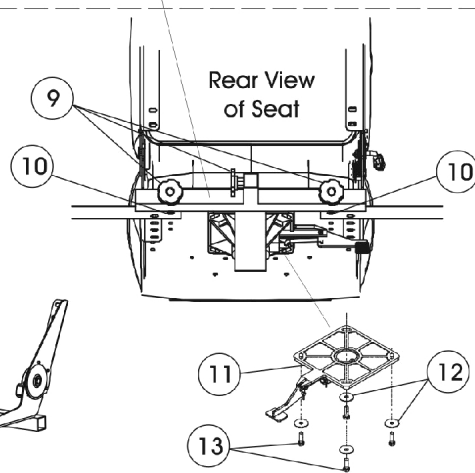
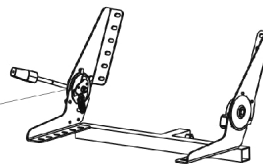
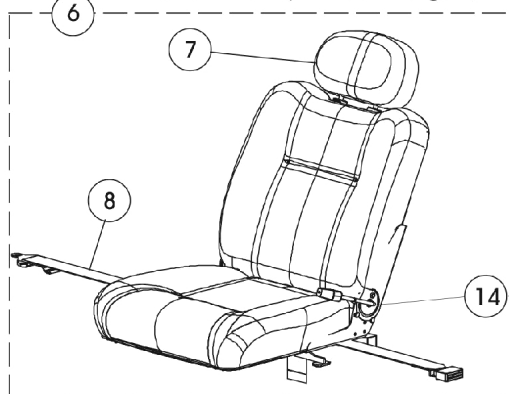
**Van Seat
Semi-Recline**



**Van Seat
Semi-Recline
w/ Solid Seat Base**

Office Style Van Seat includes arm receiver tube. The arm receiver tube, however, is NOT available as a service part. Also, this seat does not come with the front rigging hanger bracket (see Front Rigging Hanger

**Office Style Van Seat
Semi-Recline (Charcoal grey vinyl)**



Van Seat Assembly

If converting a chair from Office Style Semi-Recline Van Seat to Semi-Recline Van Seat w/ Cushion or Semi-Recline Van Seat w/ Solid Seat Base, see Van Seat Frame and Mounting Hardware category for additional parts required.

Item Number	Note	Part Number	Description	Quantity Per	
				Package	Assembly
1		1106969-NLA	NLA - Extension, Backrest, Van Seat, Grey Fabric	1	1
1		1108408	Extension, Backrest, Captain Seat, Grey Vinyl	1	1
1		1106968-NLA	NLA - Extension, Backrest, Van Seat, Tan Vinyl	1	1
2		See Chart	Fold Down Van Seat Assembly (18" Wide)	1	1
3		See Chart	Van Seat Assembly (Semi-Recline)	1	1
4		See Chart	Van Seat w/ Solid Seat Base Assembly (Semi-Recline)	1	1
5	A,D,E	1123384-NLA	NLA - Base, Solid, Captain Seat, Grey Vinyl (16" W)	1	1
5	A,D	1123385-NLA	NLA - Base, Solid, Van Seat, Grey Vinyl (18" W)	1	1
5	A,D	1159739	Base, Solid, Captain Seat, Grey Vinyl (18" W)	1	1
5	A,D	1123386-NLA	NLA - Base, Solid, Van Seat, Grey Vinyl (20" W)	1	1
5	A,D	1159740	Base, Solid, Captain Seat, Grey Vinyl (20" W)	1	1
6	B	See Chart	Office Style Van Seat Assembly	1	1
7		1127314	Extension, Backrest, Semi Recline Office Style Van Seat	1	1
8		1034625	Strap, Positioning, Seat/Chest w/ Auto Style Push Button Buckle (Eyelet to Eyelet Length 61")	1	1
9		1127312-NLA	NLA - Package, Adjustment Knob (5/16-18 x 3/4")	3	1
10	C	1127311-NLA	NLA - Package, Screw Socket Head Cap w/ Patch (1/4-20 x 3/4")	4	1
11		1116413-NLA	NLA - Pivot, Seat	1	1
12		1092409	Washer, Steel (5/16 x 1-1/4 x 1/16")	1	4
13		1118458-NLA	NLA - Screw, Hex Head w/Patch (1/4-20 x 1-3/8")	1	4
14		1144924	Bracket, Seat Frame, Black (18" W)	1	1
14		1148876	Bracket, Seat Frame, Black (20" W)	1	1

NOTE: A - Solid Seat Base is the only item available for service parts with regard to these particular Van Seats. Seat Hinges are not included.
B - Includes items 7-14. When replacing Office Style Seat, the front rigging hanger attachment kit may need to be ordered as well since it is not included (see Front Rigging Hanger category).
C - Package includes 4 screws, they are used to attach the Seat Positioning Strap (item 8)
D - Solid seat base is not available on Office Style Van Seats
E - 16" Solid Base is no longer available. A complete van seat should be ordered as replacement. See chart titled, "Van Seat (Semi-Recline) w/ Solid Seat Base Assembly."

#2 Fold Down Van Seat Assembly (18" Wide)

(Backrest Not Offered)

All Grey Fabric Upholstery	All Grey Vinyl Upholstery	All Tan Vinyl Upholstery
N/A	1108837	N/A

Fold down, medium back van seat has four stop angle adjustment settings that include 95, 100, 105, & 110 degrees and adjustable seat depths of 16", 17", & 18".

Van Seat Assembly

If converting a chair from Office Style Semi-Recline Van Seat to Semi-Recline Van Seat w/ Cushion or Semi-Recline Van Seat w/ Solid Seat Base, see Van Seat Frame and Mounting Hardware category for additional parts required.

#3 Van Seat Assembly (Semi-Recline)

When converting from a Van Seat w/ Cushion to a Van Seat w/ Solid Seat Base, a new Seat Mounting Bracket is required also. See Category titled "Frame, Van Seat and Mounting Hardware - M50/M51" to order the Seat Bracket.

Upholstery Type	Van Seat with Backrest 16" Wide	Van Seat with Backrest 18" Wide	Van Seat with Backrest 20" Wide	Hinge Bracket w/ Lever Semi-Recline Right	Hinge Bracket w/o Lever Semi-Recline Left	Screw, Phillips Truss Head (1/4-20 x 3/4")
All Grey Fabric	1150811-NLA	1109254-NLA	1159892-NLA See Note(s) A	1116634 See Note(s) B	1116635 See Note(s) B	5000136 See Note(s) C
All Grey Vinyl	1150810	1109242	1159891	1116634 See Note(s) B	1116635 See Note(s) B	5000136 See Note(s) C
All Tan Vinyl	1150812-NLA	1109248-NLA	1109249-NLA	1116634 See Note(s) B	1116635 See Note(s) B	5000136 See Note(s) C

NOTE: A - Was 1109255.

B - Not Shown. Hinge Brackets used for ALL Semi-Recline Seat models only. For attaching Hinge Bracket, see part number 5000136.

C - Not shown, Screw for Hinge Bracket(s) 1116634 and 1116635. Total of (7) required for each Bracket.

Semi-Recline Van Seat reclines approx. 90-114 degrees. Adjustable depths are (16", 17", & 18" deep for 16" & 18" wide seats) and (18", 19", & 20" deep for 20" wide seats). Recline release levers are standard on the right side. Left side release levers can be ordered as a special with a new van seat.

#4 Van Seat w/ Solid Seat Base Assembly (Semi-Recline)

When converting from a Van Seat w/ Cushion to a Van Seat w/ Solid Seat Base, a new Seat Mounting Bracket is required also. See Category titled "Frame, Van Seat and Mounting Hardware - M50/M51" to order the Seat Bracket.

Upholstery Type	Van Seat with Backrest 16" Wide	Van Seat with Backrest 18" Wide	Van Seat with Backrest 20" Wide
All Grey Fabric	N/A	N/A	N/A
All Tan Vinyl	N/A	N/A	N/A
All Grey Vinyl	1150819	1150820	1159886

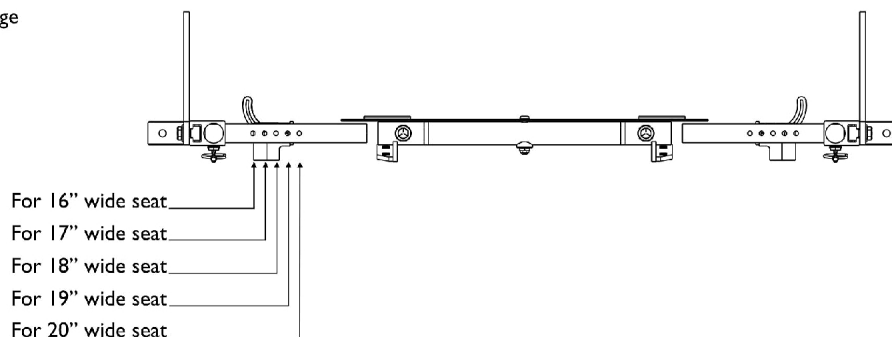
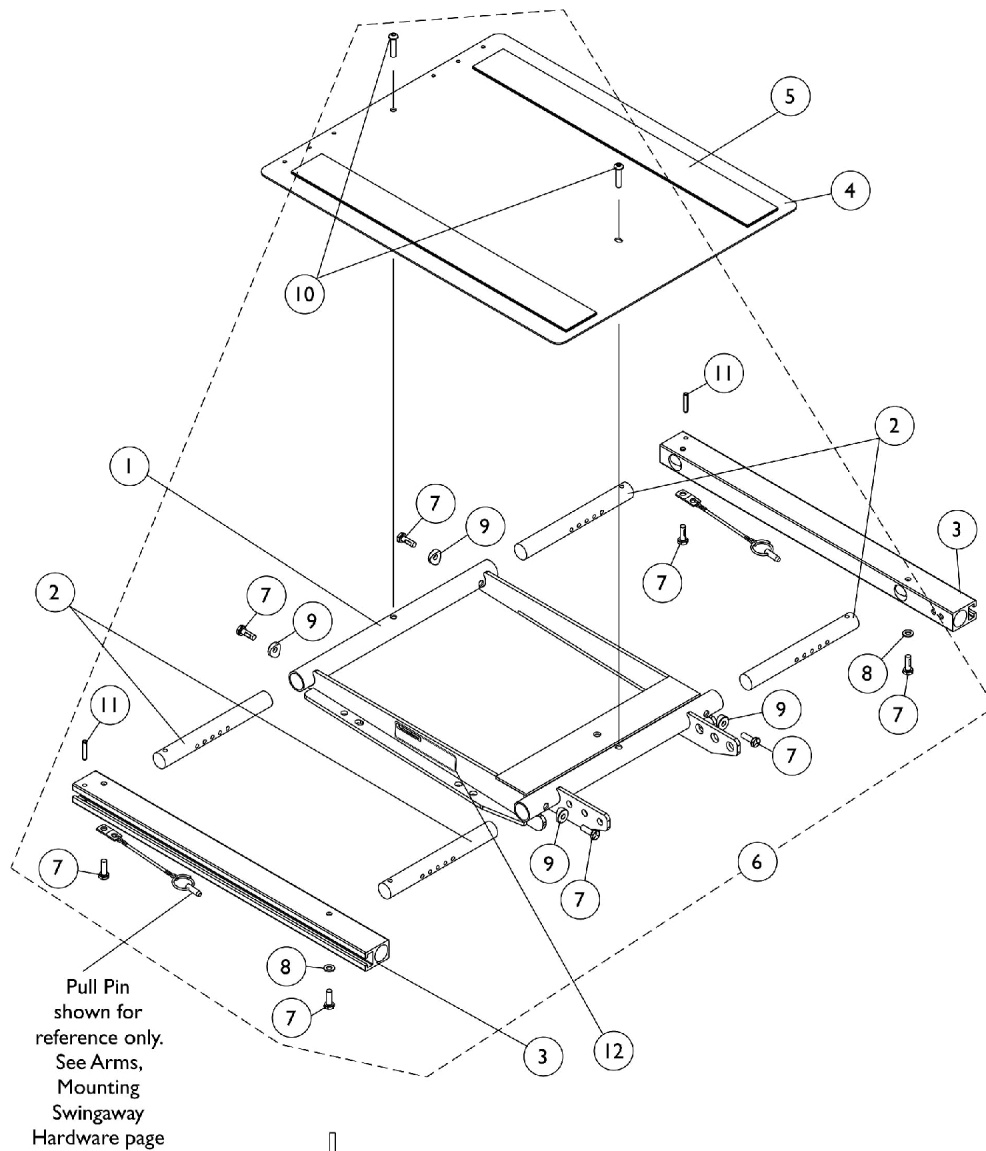
Semi-Recline Van Seat reclines approx. 90-114 degrees. Adjustable depths are (16", 17", & 18" deep for 16" & 18" wide seats) and (18", 19", & 20" deep for 20" wide seats). Recline release levers are standard on the right side. Left side release levers can be ordered as a special with a new van seat.

#6 Office Style Van Seat Assembly

Charcoal Grey Vinyl Upholstery 18" Wide	Charcoal Grey Vinyl Upholstery 20" Wide
1127716-NLA	1148882-NLA

Semi-Recline Van Seat reclines approx. 90-114 degrees. Adjustable depths are 16", 17", & 18" deep. Recline release levers are standard on the right side.

ADJASBA Seat Frame, Seat Pan and Hardware (16"-20" Wide) x (16"-22" Deep) M51 After 04/29/08

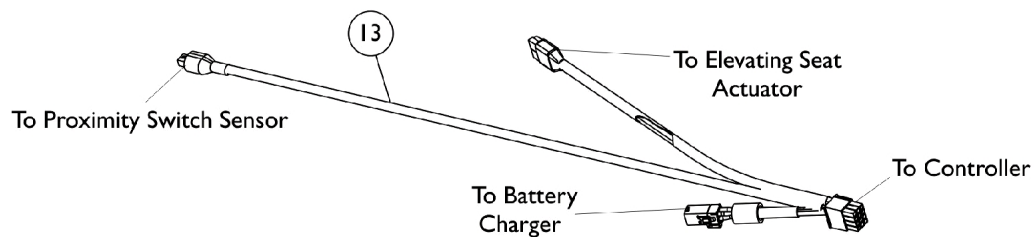
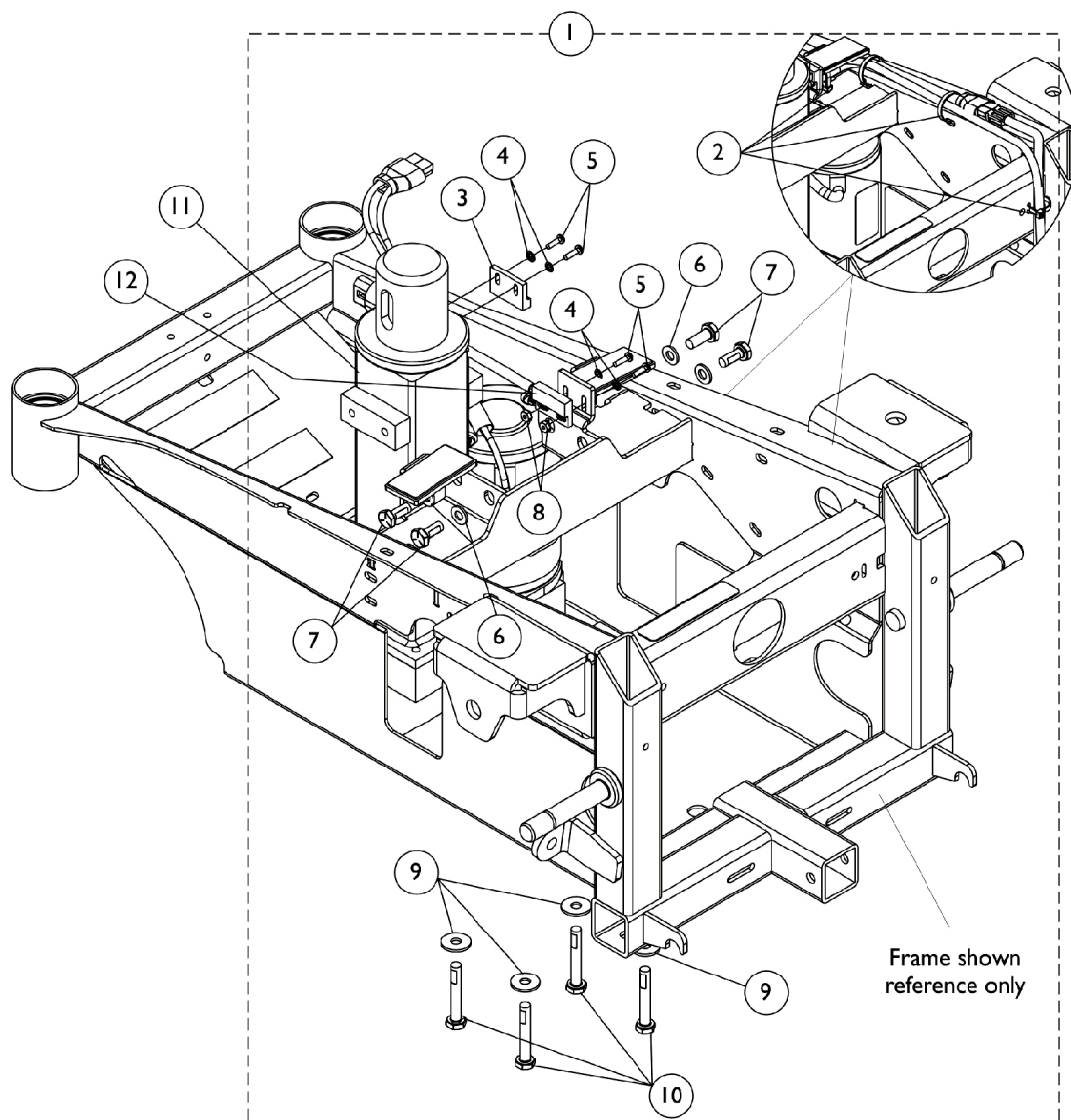


Seat Frame Width Settings

ADJASBA Seat Frame, Seat Pan and Hardware (16"-20" Wide) x (16"-22" Deep) M51 After 04/29/08

Item Number	Note	Part Number	Description	Quantity Per			
				Package	Assembly		
1	D	1120288	Frame, Center Seat, Black	1	1		
2		1122475	Crossbar, Seat Frame (16" - 20" W)	1	4		
3		1122647	Rail, Seat Frame (16 - 20" D For Formula TRE and 16 - 19" D For ADJASBA)	1	2		
3		1122677	Rail, Seat Frame (20 - 22" D Formula TRE) (19 - 22" D ADJASBA)	1	2		
4		1124386	Pan, Seat with Hook and Loop Fasteners (16 - 20" W) x (16 - 20" D For Formula TRE) & (16 - 19" D For ADJASBA)	1	1		
4		1124666	Pan, Seat, with Hook and Loop Fasteners (16 - 20" W) x (20 - 22" D For Formula TRE) & (19 - 22" D For ADJASBA)	1	1		
5		A	1043082	Hook Fastener with Adhesive Back (2" W x 18" L)	1	2	
5			1044580	Loop Fastener with Adhesive Back (2" W x 18" L)	1	2	
5			B	1043084	Hook Fastener with Adhesive back (2" W x 22" L)	1	2
5				1044584	Loop Fastener with Adhesive back (2" W x 22" L)	1	2
6			C	1135501	Kit, Seat Frame Assembly Hardware	1	1
7				Screw, Hex Head w/ Patch (1/4-20 x 3/4")	1	8	
8		Washer (1/4 x 1/2 x 1/16")		1	2		
9		Spacer, Coved (1/4 x 11/16 x 1/2")		1	4		
10		Screw, Socket Button (1/4-20 x 3/4")		1	2		
11			NLA - Pin, Roll (3/16 x 1")	1	2		
12		1114823	Decal, Seat Adjustment Warning	1	2		
NOTE: A - For 16"-19" deep seats B - For 19"-22" deep seats C - Includes items 7-11 D - When ordering Center Seat Frame (item 1), also order 2 ea. Seat Adjustment Warning Decal (item 12).							

Elevating Seat Actuator, Proximity Sensor, and Hardware

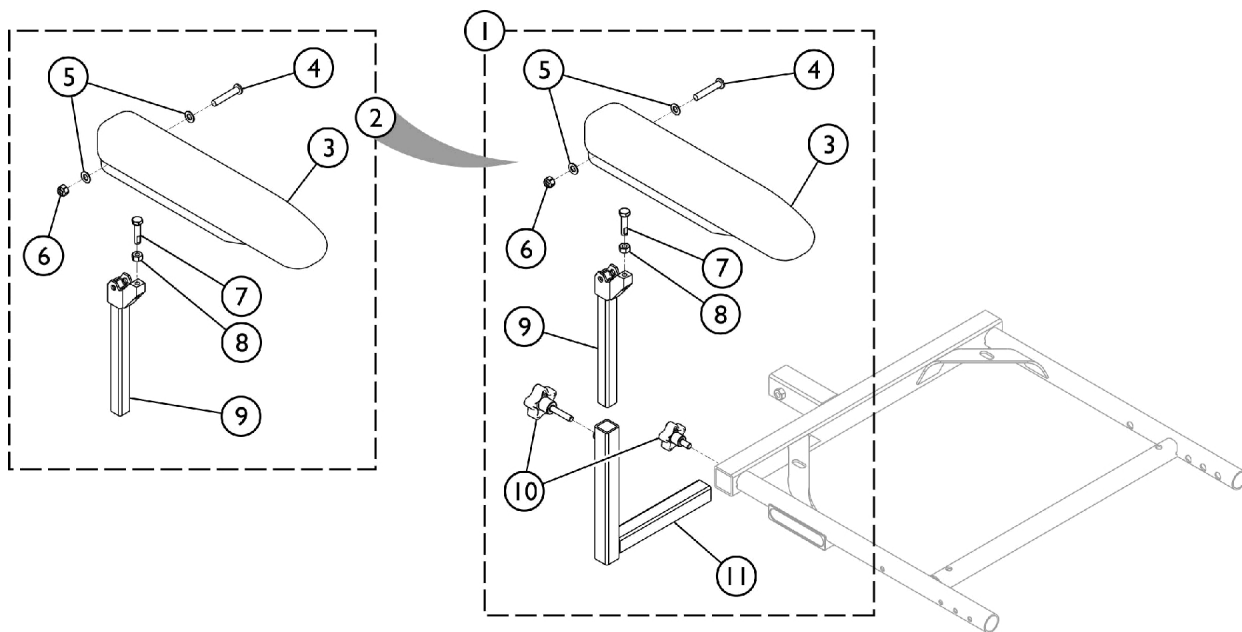


Elevate Actuator and Battery Charger Harness

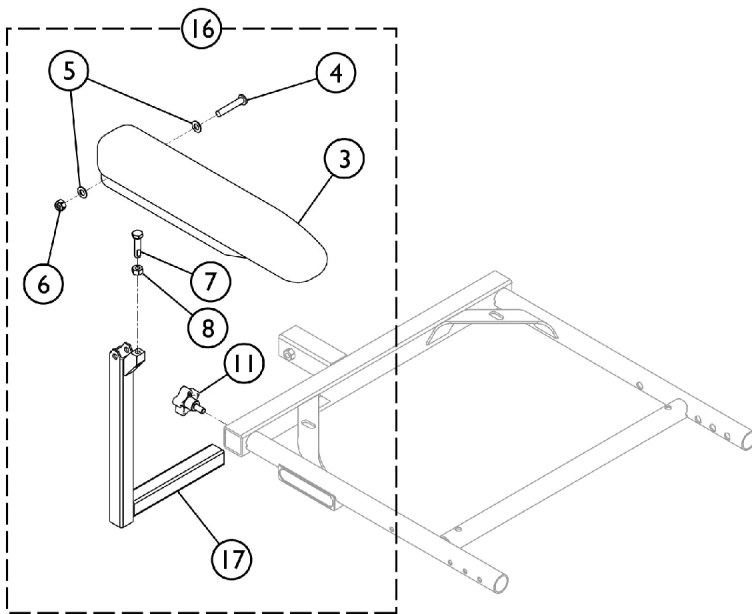
Elevating Seat Actuator, Proximity Sensor, and Hardware

Item Number	Note	Part Number	Description	Quantity Per	
				Package	Assembly
1	A	1127303-NLA	NLA - Kit, Elevating Actuator Hardware	1	1
2			Tie Wrap (5-5/8" L)	1	4
3			Sensor, Actuator Switch	1	1
4			NLA - Washer, Internal Tooth Lock (#4-40)	1	4
5			Screw, Phillips Pan Head (#4-40 x 7/16")	1	4
6			Washer (1/4 x 1/2 x 1/16")	1	4
7			Screw, Socket Head (1/4-20 x 5/8")	1	4
8			Nut, Hex Keps (#4-40)	1	2
9			Washer (1/4 x 23/32 x 1/16")	1	4
10			Screw, Hex Head w/ Patch (1/4-20 x 1-5/8")	1	1
3		1024001	Sensor, Actuator Switch	1	1
11		1127262	Actuator Motor, Elevating Pivot	1	1
12		1127290	Sensor, Proximity Switch (7" L)	1	1
13		1127260	Harness, Actuator Sensor and Battery Charger	1	1
NOTE: A - Includes items 2-10					

Arms - Van Seat



Adjustable Height/Adjustable Width Arm Assembly



Fixed Height/Adjustable Width Arm Assembly

SHEP_023A

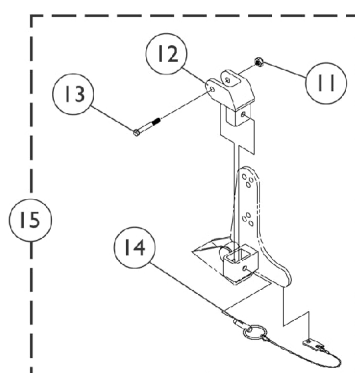
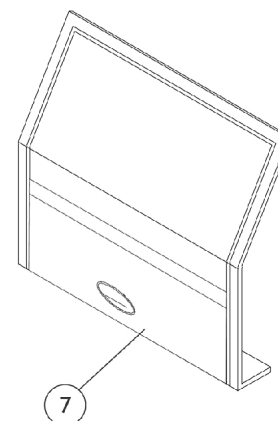
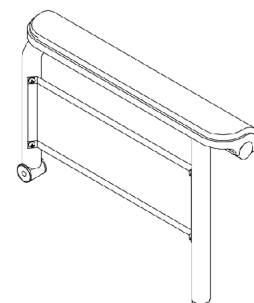
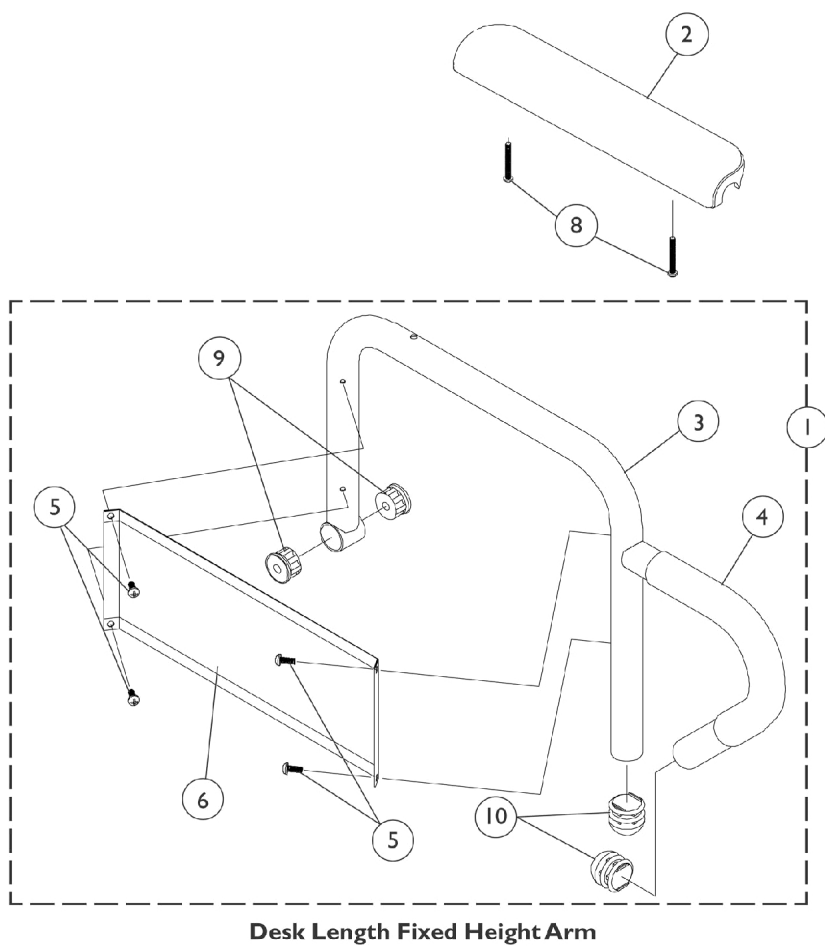
Arms - Van Seat

Item Number	Note	Part Number	Description	Quantity Per	
				Package	Assembly
1	A	1142474	Arm Assembly, Adj. Height, Full Length, Black - Right	1	1
1	A	1142475	Arm Assembly, Adj. Height, Full Length, Black - Left	1	1
1	A	1142492	Arm Assembly, Adj. Height, Desk Length, Black - Left	1	1
1	A	1142493	Arm Assembly, Adj. Height, Desk Length, Black - Right	1	1
2	B	1142487	Upper Arm Assembly, Desk Length (Right/Left)	1	1
3			Arm Pad, Desk Length, Black Urethane (12-1/4" L x 2-5/8" W)	1	1
4			Screw, Socket Head w/ Patch (5/16-18 x 1-3/4")	1	1
5			Washer, Flat (5/16 x 5/8 x 1/16")	1	2
6			Locknut (5/16-18)	1	1
7			Screw, Hex Head w/ Patch (5/16-18 x 1-1/4")	1	1
8			NLA - Nut, Hex (5/16-18)	1	1
9			Tube, Arm, Upper Adjustable Height, Black	1	1
2		1140426	Upper Arm Assembly, Full Length (Right/Left)	1	1
3			Arm Pad, Full Length, Urethane, Black (15" L x 2-5/8" W)	1	1
4			Screw, Socket Head w/ Patch (5/16-18 x 1-3/4")	1	1
5			Washer, Flat (5/16 x 5/8 x 1/16")	1	2
6			Locknut (5/16-18)	1	1
7			Screw, Hex Head w/ Patch (5/16-18 x 1-1/4")	1	1
8			NLA - Nut, Hex (5/16-18)	1	1
9			Tube, Arm, Upper Adjustable Height, Black	1	1
10		1114910	Knob, Adjustment, Black (5/16-18 x 3/4")	1	2
11		1113646	Tube, Arm, Lower Adjustable Width, Black - Right	1	1
11		1113647	Tube, Arm, Lower Adjustable Width, Black - Left	1	1
16	C	1142488	Arm Assembly, Desk Length Fixed Height - Right	1	1
3			Arm Pad, Desk Length, Black Urethane (12-1/4" L x 2-5/8" W)	1	1
4			Screw, Socket Head w/ Patch (5/16-18 x 1-3/4")	1	1
5			Washer, Flat (5/16 x 5/8 x 1/16")	1	2
6			Locknut (5/16-18)	1	1
7			Screw, Hex Head w/ Patch (5/16-18 x 1-1/4")	1	1
8			NLA - Nut, Hex (5/16-18)	1	1
11			Knob, Adjustment, Black (5/16-18 x 3/4")	1	1
17			NLA - Tube, Arm, Fixed Height, Black - Right	1	1
16		1142489	Arm Assembly, Desk Length Fixed Height - Left	1	1
3			Arm Pad, Desk Length, Black Urethane (12-1/4" L x 2-5/8" W)	1	1
4			Screw, Socket Head w/ Patch (5/16-18 x 1-3/4")	1	1
5			Washer, Flat (5/16 x 5/8 x 1/16")	1	2
6			Locknut (5/16-18)	1	1
7			Screw, Hex Head w/ Patch (5/16-18 x 1-1/4")	1	1
8			NLA - Nut, Hex (5/16-18)	1	1

Arms - Van Seat

Item Number	Note	Part Number	Description	Quantity Per	
				Package	Assembly
11	C	1142483	Knob, Adjustment, Black (5/16-18 x 3/4")	1	1
17			NLA - Tube, Arm, Fixed Height, Black - Left	1	1
16			Arm Assembly, Full Length Fixed Height - Right	1	1
3			Arm Pad, Full Length, Urethane, Black (15" L x 2-5/8" W)	1	1
4			Screw, Socket Head w/ Patch (5/16-18 x 1-3/4")	1	1
5			Washer, Flat (5/16 x 5/8 x 1/16")	1	2
6			Locknut (5/16-18)	1	1
7			Screw, Hex Head w/ Patch (5/16-18 x 1-1/4")	1	1
8	C	1142486	NLA - Nut, Hex (5/16-18)	1	1
11			Knob, Adjustment, Black (5/16-18 x 3/4")	1	1
17			NLA - Tube, Arm, Fixed Height, Black - Right	1	1
16			Arm Assembly, Full Length Fixed Height - Left	1	1
3			Arm Pad, Full Length, Urethane, Black (15" L x 2-5/8" W)	1	1
4			Screw, Socket Head w/ Patch (5/16-18 x 1-3/4")	1	1
5			Washer, Flat (5/16 x 5/8 x 1/16")	1	2
6			Locknut (5/16-18)	1	1
7			Screw, Hex Head w/ Patch (5/16-18 x 1-1/4")	1	1
8			NLA - Nut, Hex (5/16-18)	1	1
11			Knob, Adjustment, Black (5/16-18 x 3/4")	1	1
17			NLA - Tube, Arm, Fixed Height, Black - Left	1	1
3	1139923	Arm Pad, Desk Length, Black Urethane (12-1/4" L x 2-5/8" W)	1	1	
3	1139924	Arm Pad, Full Length, Urethane, Black (15" L x 2-5/8" W)	1	1	
NOTE: A - Includes items 2 - 11. B - Includes items 3 - 9. C - Includes items 3 - 8, and items 10 and 18.					

Arms - ASBA & AdjASBA Seat Fixed Height



Arms - ASBA & AdjASBA Seat Fixed Height

Item Number	Note	Part Number	Description	Quantity Per	
				Package	Assembly
1		See Chart	#1 Fixed Height Arms w/o Pad	1	1
2	A	1102585-NLA	NLA - Pad, Arm, Full Length, Urethane Waterfall, Black (13" L x 2-5/8" W)	1	1
2		1110818	Kit, Arm Pad w/ Screws, Full Length, Urethane Waterfall, Black (13" L x 2-5/8" W) (Pair)	2	1
2	B	1102586-NLA	NLA - Pad, Arm, Desk Length, Urethane Waterfall, Black	1	1
2		1110817	Kit, Arm Pad w/ Screws, Desk Length, Urethane Waterfall, Black (9" L x 2-5/8" W) (Pair)	2	1
3		See Chart	#3 Arm Tube - Fixed Height	1	1
4		1032244	Grip, Foam Hand (9" L)	1	1
5		1025729	Screw, Phillips Pan Head Tap (#8-32 x 3/8")	1	4
6		1035472-NLA	NLA - Guard, Clothing, Desk Length	1	1
6		1044572-NLA	NLA - Guard, Clothing, Full Length (16 - 19" D)	1	1
6		1044005-NLA	NLA - Guard, Clothing, Full Length (20" and Deeper)	1	1
7		1035065	Cover, Clothing Guard w/ Pocket, FXDESK & ADJFULL/ADJDESK	1	1
7		1044588	Cover, Clothing Guard with Pocket Fixed Height Full Length (20" and Deeper)	1	1
8		1055949	Package, Screw, Phillips Pan Head (#10-32 x 1-3/8")	2	1
8		1094270-NLA	NLA - Package, Screw, Phillips Pan Head (#10-32 x 1-1/4")	2	1
9		1065936	Plug, Pivot	1	2
10		1067734	Plug Button, Black (5/8")	1	2
11		1025195	Locknut (1/4-20)	1	1
12		1068025	Clevis, Pivot	1	1
13		1019590	Screw, Socket Button Head (1/4-20 x 1-5/8")	1	1
14		1068039	Pin, Pull	1	1
15		1068488	Kit, Swingaway Armrest Mounting Hardware	1	1
NOTE: A - No longer available. Use 1110818 as its replacement. B - No longer available. Use 1110817 as its replacement.					

#1 Fixed Height Arms w/o Pad

Chair Seat Depth	Arm Style	Part Number
16-19"	Desk -Right	1068566-NLA
16-19"	Desk -Left	1068567-NLA
16-19"	Full -Right	1068559-NLA
16-19"	Full -Left	1068560-NLA
20"	Desk -Right	1068540-NLA
20"	Desk -Left	1068541-NLA
20"	Full -Right	1068528-NLA

Arms - ASBA & AdjASBA Seat

Fixed Height

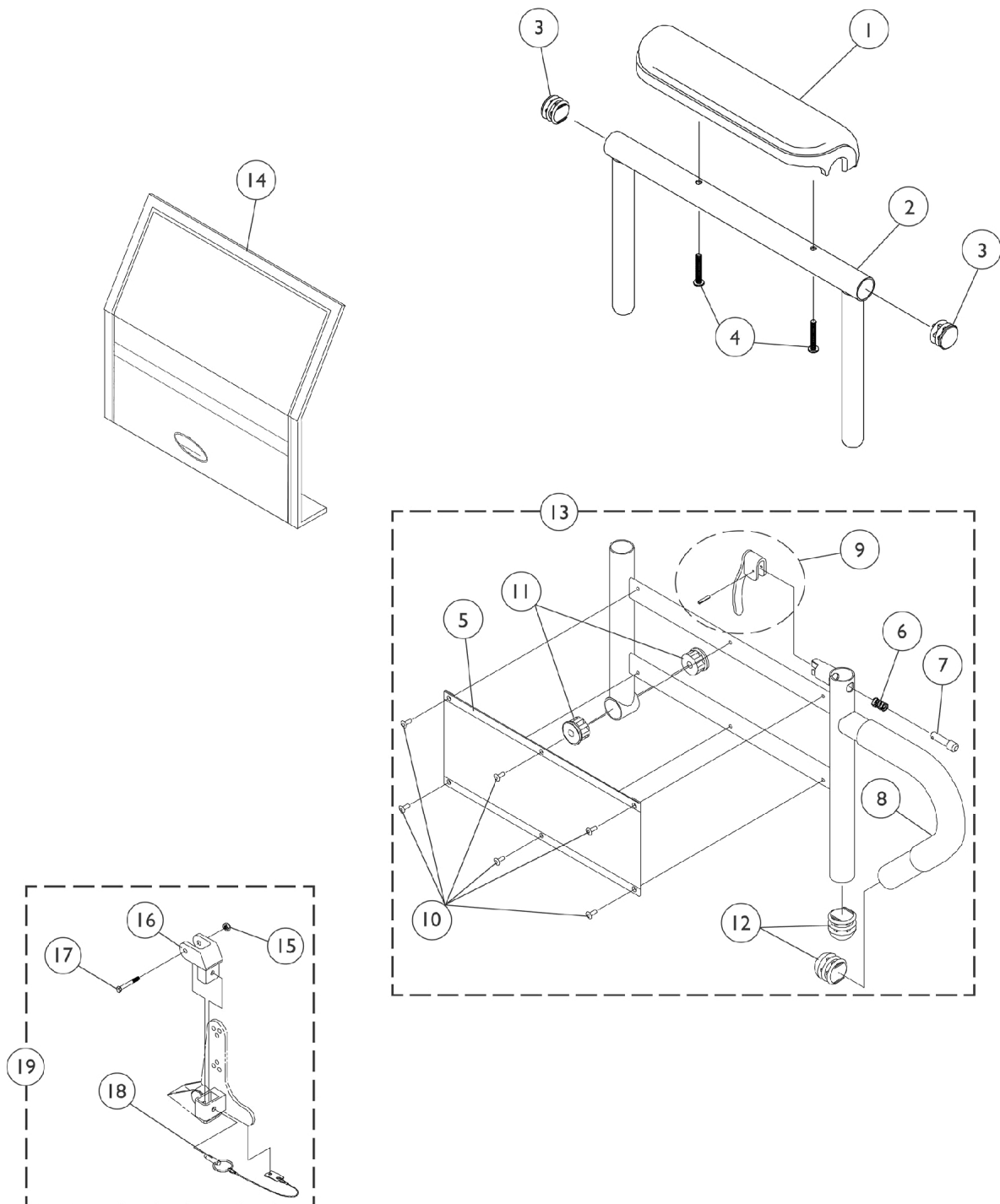
#1 Fixed Height Arms w/o Pad

Chair Seat Depth	Arm Style	Part Number
20"	Full -Left	1068529-NLA

#3 Arm Tubes - Fixed Height

Chair Seat Depth	Arm Style	Part Number
16-19"	Desk -Right	1068564
16-19"	Desk -Left	1068565-NLA
16-19"	Full -Right	1068490
16-19"	Full -Left	1068491-NLA
20"	Desk -Right	1068414-NLA
20"	Desk -Left	1068415-NLA
20"	Full -Right	1068473-NLA
20"	Full -Left	1068474-NLA

Arms - ASBA & AdjASBA Seat Adjustable Height



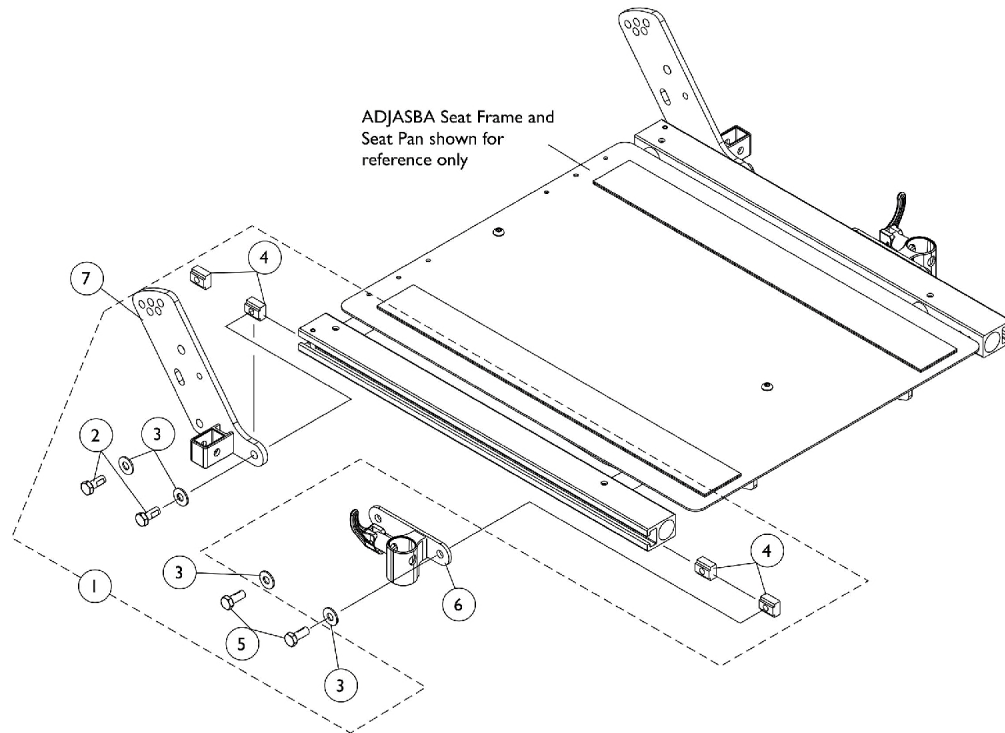
Arms - ASBA & AdjASBA Seat Adjustable Height

Item Number	Note	Part Number	Description	Quantity Per	
				Package	Assembly
1	A	1117328	Kit, Arm Pad w/ Screws, Full Length, Urethane Waterfall, Black (13" L x 2-5/8" W)	1	1
1		1110818	Kit, Arm Pad w/ Screws, Full Length, Urethane Waterfall, Black (13" L x 2-5/8" W) (Pair)	2	1
1	A	1117327	Kit, Arm Pad w/ Screws, Desk Length, Urethane Waterfall, Black (9" L x 2-5/8" W)	1	1
1		1110817	Kit, Arm Pad w/ Screws, Desk Length, Urethane Waterfall, Black (9" L x 2-5/8" W) (Pair)	2	1
2		1071253	Arm Tube Assembly w/ Plug Buttons, Full Length, Black - Right/Left	1	1
2		1070859	Arm Tube Assembly w/ Plug Buttons, Desk Length, Black - Right/Left	1	1
3		1027095	Plug Button, Black (7/8")	1	2
4		1055949	Package, Screw, Phillips Pan Head (#10-32 x 1-3/8")	2	1
4		1094270-NLA	NLA - Package, Screw, Phillips Pan Head (#10-32 x 1-1/4")	2	1
5		1064130-NLA	NLA - Guard, Clothing	1	1
6		47471X074	Spring, Arm Lock	1	1
7		1028594	Pin, Arm Lock, Black	1	1
8		1032244	Grip, Foam Hand (9" L)	1	1
9		1090768	Kit, Lock Handle w/Rivets (Pair)	2	1
10		1028645	Rivet	1	6
11		1065936	Plug, Pivot	1	2
12		1067734	Plug Button, Black (5/8")	1	2
13		1068416	Arm Base Assembly, Black - Right (16-19" D)	1	1
13		1068417	Arm Base Assembly, Black - Left (16-19" D)	1	1
13		1068418	Arm Base Assembly, Black - Right (20" and Deeper)	1	1
13		1068419	Arm Base Assembly, Black - Left (20" and Deeper)	1	1
14		1035065	Cover, Clothing Guard w/ Pocket, FXDESK & ADJFULL/ADJDESK	1	1
15		1025195	Locknut (1/4-20)	1	1
16		1068025	Clevis, Pivot	1	1
17		1019590	Screw, Socket Button Head (1/4-20 x 1-5/8")	1	1
18		1068039	Pin, Pull	1	1
19		1068488	Kit, Swingaway Armrest Mounting Hardware	1	1

NOTE: A - After 7/9/07 Invacare recommends ordering armpads in pairs to assure uniform appearance on chair

Front/Rear Arm Socket Assembly and Hardware

M51 ADJASBA After 4/29/08

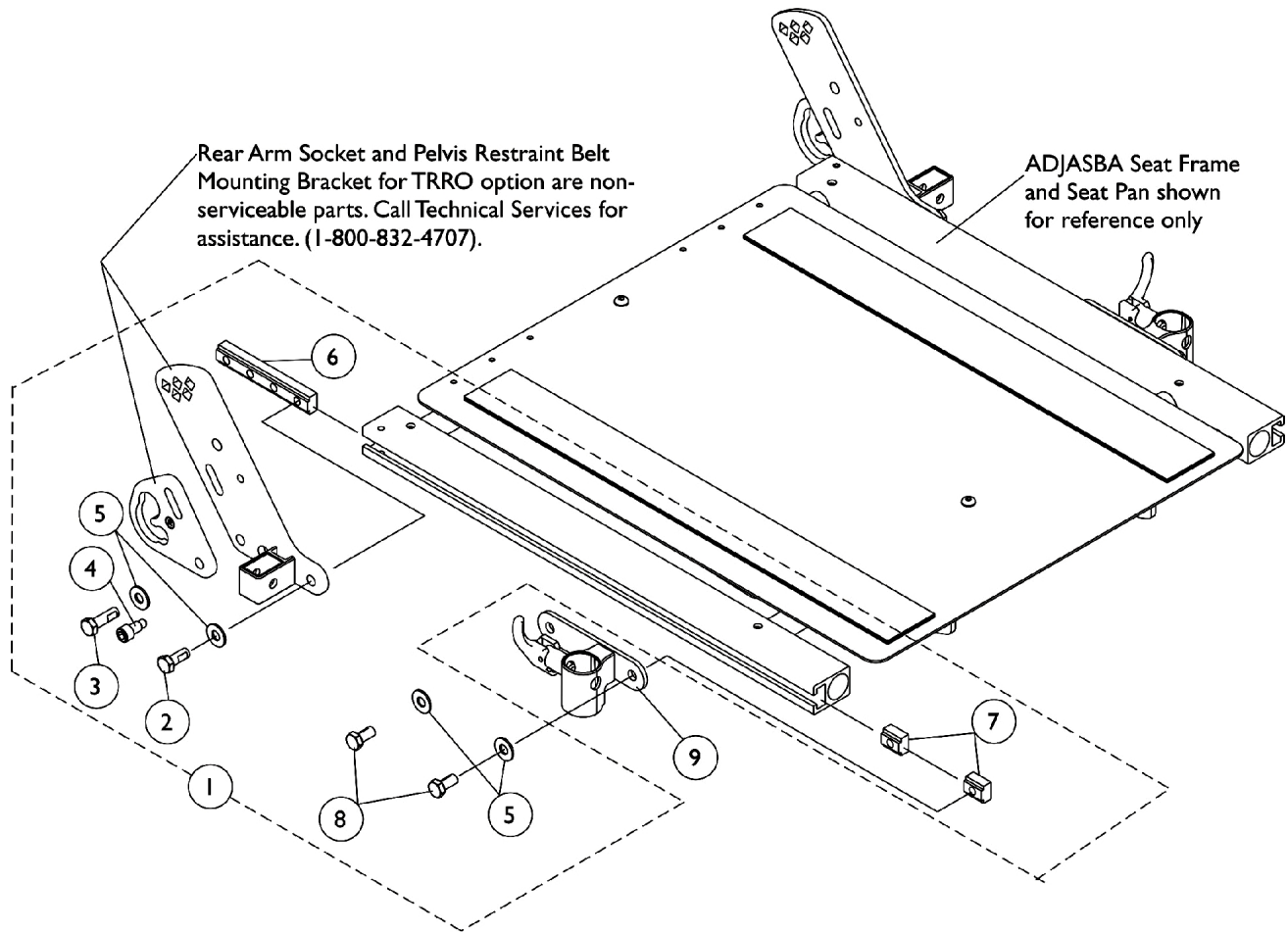


Item Number	Note	Part Number	Description	Quantity Per	
				Package	Assembly
1	A	1125734	Kit, Front/Rear Arm Socket Assembly Mounting Hardware	1	1
2			Screw, Hex Head w/ Patch (5/16-18 x 3/4")	1	2
3			Washer, Steel (5/16 x 3/4 x 1/16")	1	4
4			T-Nut (5/16-18)	1	4
5			Screw, Hex Head w/ Patch (5/16-18 x 5/8")	1	2
6		1122619	Socket, Arm, Front - Right	1	1
6		1122620	Socket, Arm, Front - Left	1	1
7		1125478	Bracket, Arm Socket/Cane, Rear - Right	1	1
7		1125479	Bracket, Arm Socket/Cane, Rear - Left	1	1

NOTE: A - Includes items 2-5

Front/Rear Arm Socket Assembly and Hardware

M51 ADJASBA Seats with TRRO Option After 4/29/08

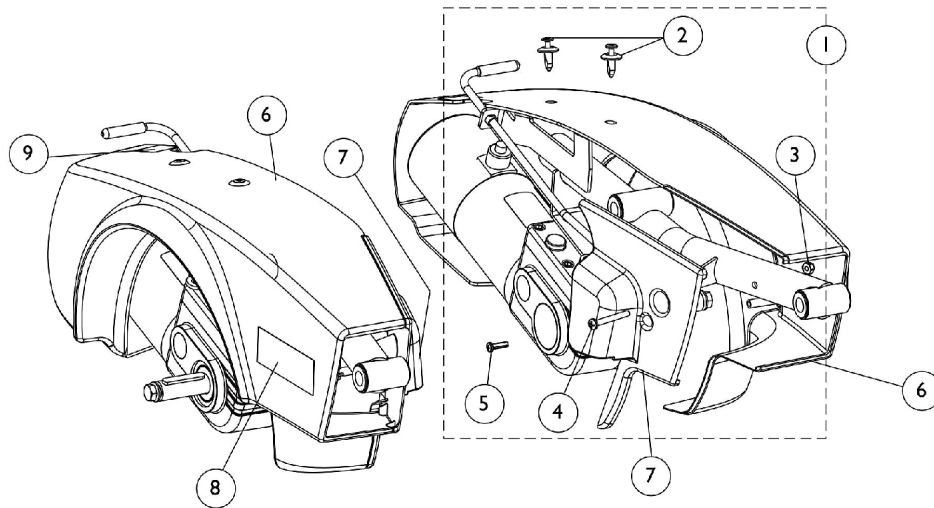


Front/Rear Arm Socket Assembly and Hardware

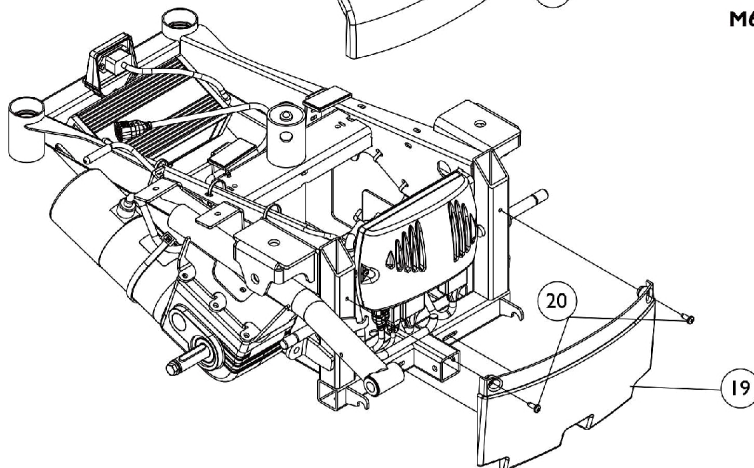
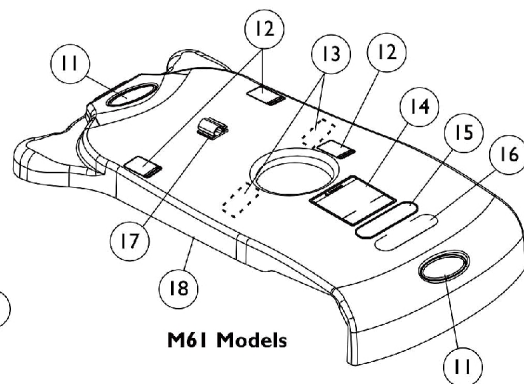
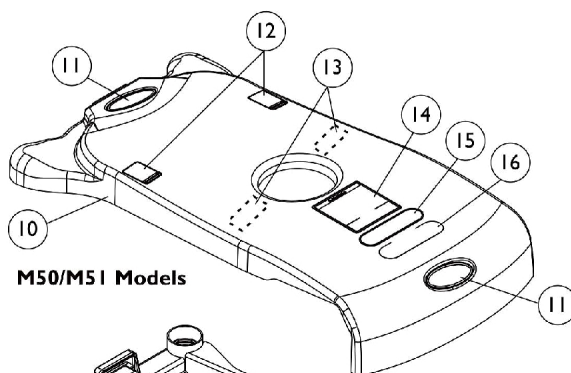
M51 ADJASBA Seats with TRRO Option After 4/29/08

Item Number	Note	Part Number	Description	Quantity Per	
				Package	Assembly
1		1136025-NLA	NLA - Kit, Front/Rear Arm Socket Assembly Mounting Hardware For TRRO Option	1	1
2			Screw, Hex Head w/ Patch (5/16-18 x 3/4")	1	1
3			NLA - Screw, Hex Head w/ Patch (5/16-18 x 1")	1	1
4			Screw, Socket Head (5/16-18 x 3/4")	1	1
5			Washer, Steel (5/16 x 3/4 x 1/16")	1	4
6			T-Nut (5/16-18)	1	1
7			T-Nut (5/16-18)	1	2
8			Screw, Hex Head w/ Patch (5/16-18 x 5/8")	1	2
9		1122619	Socket, Arm, Front - Right	1	1
9		1122620	Socket, Arm, Front - Left	1	1

Shrouds and Attaching Hardware



Side Shrouds



Top and Front Shrouds

Shrouds and Attaching Hardware

Item Number	Note	Part Number	Description	Quantity Per	
				Package	Assembly
1	A	1127709	Kit, Side and Inner Shroud Hardware	1	1
2			Screw, TUFLOK (1/4-20 x 11/16")	1	4
3			Locknut (#10-32)	1	2
4			Screw, Phillips Pan Head (10-32 x 1-5/8")	1	2
5			Screw, Phillips Pan Head (#8-16 x 5/8")	1	2
6	B	See Chart	#6 Side Shroud Assembly	1	1
7		1127380	Shroud, Inner - Right	1	1
7		1127381	Shroud, Inner - Left	1	1
8		1110604-NLA	NLA - Decal, Shroud - M50	1	1
8		1110605	Decal, Shroud - M51	1	1
8		1127292-NLA	NLA - Decal, Shroud - M61	1	1
9		1104797	Decal, Drive/Push	1	1
10	C	1127336	Top Shroud Assembly	1	1
11		1095489	Decal, Invacare 3-D Logo (2-1/2" L)	1	2
12		1079203	Decal, Warning Pinch Point	1	2
13		1070509-NLA	NLA - Fastener, Loop with Adhesive Back (1" W x 2" L)	1	2
14		1122126-NLA	NLA - Label, Battery Warning	1	1
15		1119281-NLA	NLA - Plate, Name, Patent Numbers	1	1
16		1035900	Decal, Transportation	1	1
17		1127276-NLA	NLA - Clip, Wire with Adhesive Back	1	1
18	D	1127275	Top Shroud Assembly	1	1
19		1127383	Shroud - Front	1	1
20		1028484	Screw, Phillips Pan Head Tap (#10-32 x 1/2")	1	2
NOTE: A - Includes items 2-5 B - Includes Decals, items 8 & 9 C - Includes items 11-16 D - Includes items 11-17					

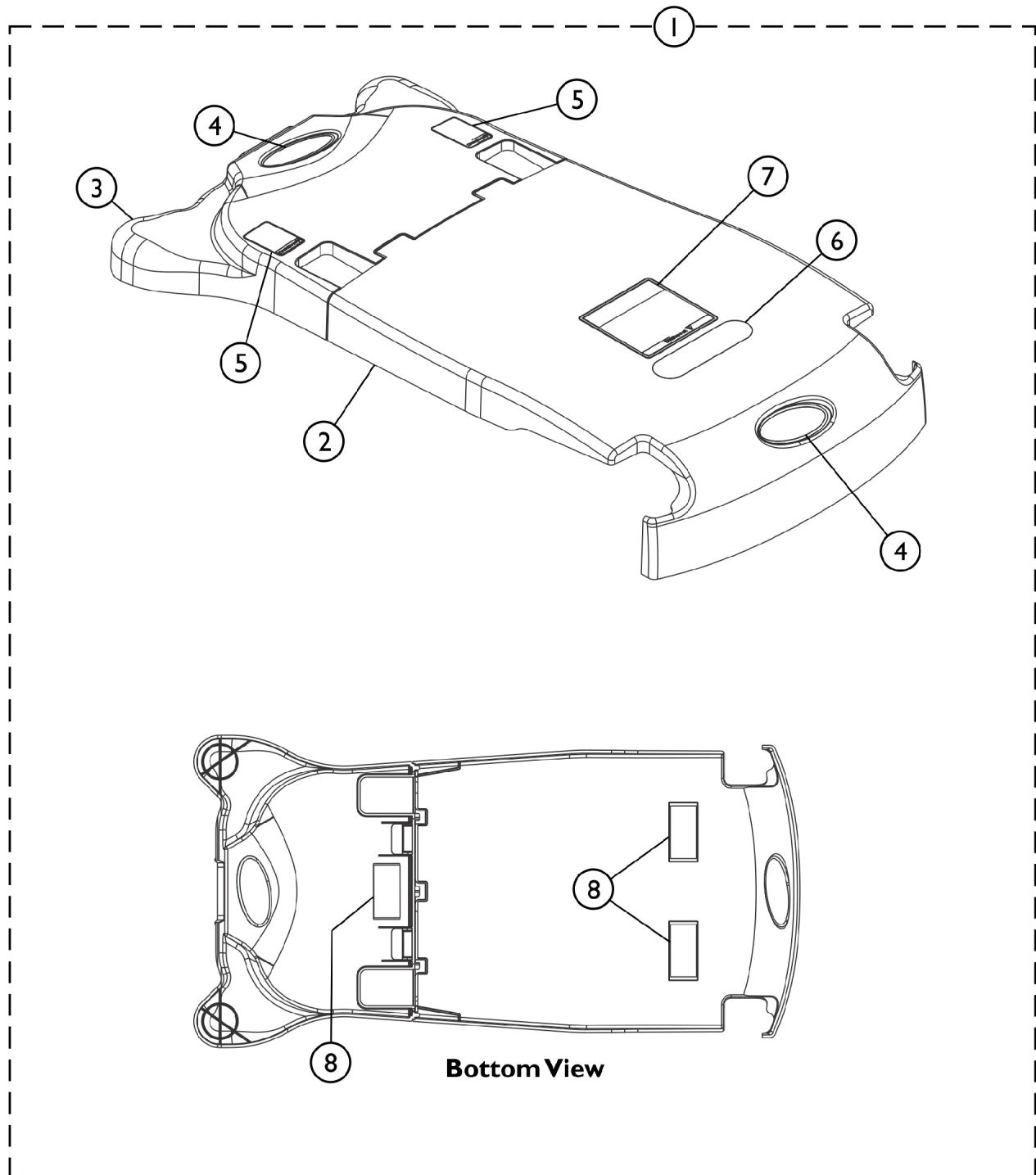
#6 Side Shroud Assembly

Includes Decals, items 8 & 9

Chair Model	Red	Blue
M50 - Right	1127324-NLA	1127326-NLA
M50 - Left	1127325-NLA	1127327-NLA
M51 - Right	1127328 See Note(s) A	1127330
M51 - Left	1127329 See Note(s) A	1127331
M61 - Right	1127332 See Note(s) A	1127334
M61 - Left	1127333 See Note(s) A	1127335
NOTE: A - Due to a supplier change it is recommended to order the right and left Side Shrouds to match in color shade for wheelchairs manufactured before 1/3/12.		

Top Shroud Assembly

M51 with Formula CG Tilt (CGT) & M51 Rehab After 4/29/08



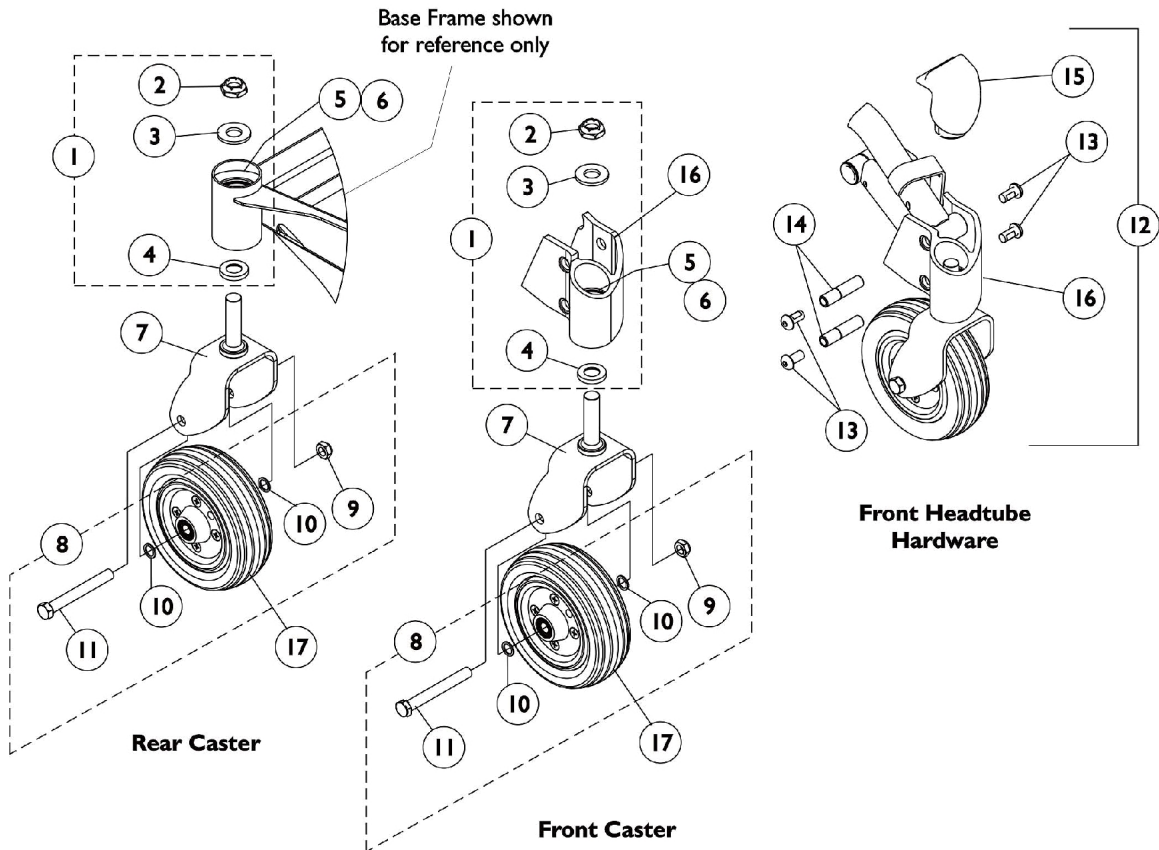
SCP_045A

Top Shroud Assembly

M51 with Formula CG Tilt (CGT) & M51 Rehab After 4/29/08

Item Number	Note	Part Number	Description	Quantity Per	
				Package	Assembly
1	A	1146165	Kit, Shroud Assembly, Top Front and Rear w/ Decals	1	1
2			Shroud, Top Front	1	1
3			Shroud, Top Rear	1	1
4			Decal, Invacare 3-D Logo (2-1/2" L)	1	2
5			Decal, Warning Pinch Point	1	2
6			Decal, Transportation	1	1
7			NLA - Label, Battery Warning	1	1
8			NLA - Fastener, Loop with Adhesive Back (1" W x 2" L)	1	3
4		1095489	Decal, Invacare 3-D Logo (2-1/2" L)	1	2
5		1079203	Decal, Warning Pinch Point	1	2
6		1035900	Decal, Transportation	1	1
7		1122126-NLA	NLA - Label, Battery Warning	1	1
NOTE: A - Includes items 2-8. Top Front and Rear Shrouds are No Longer sold separately.					

Casters and Forks



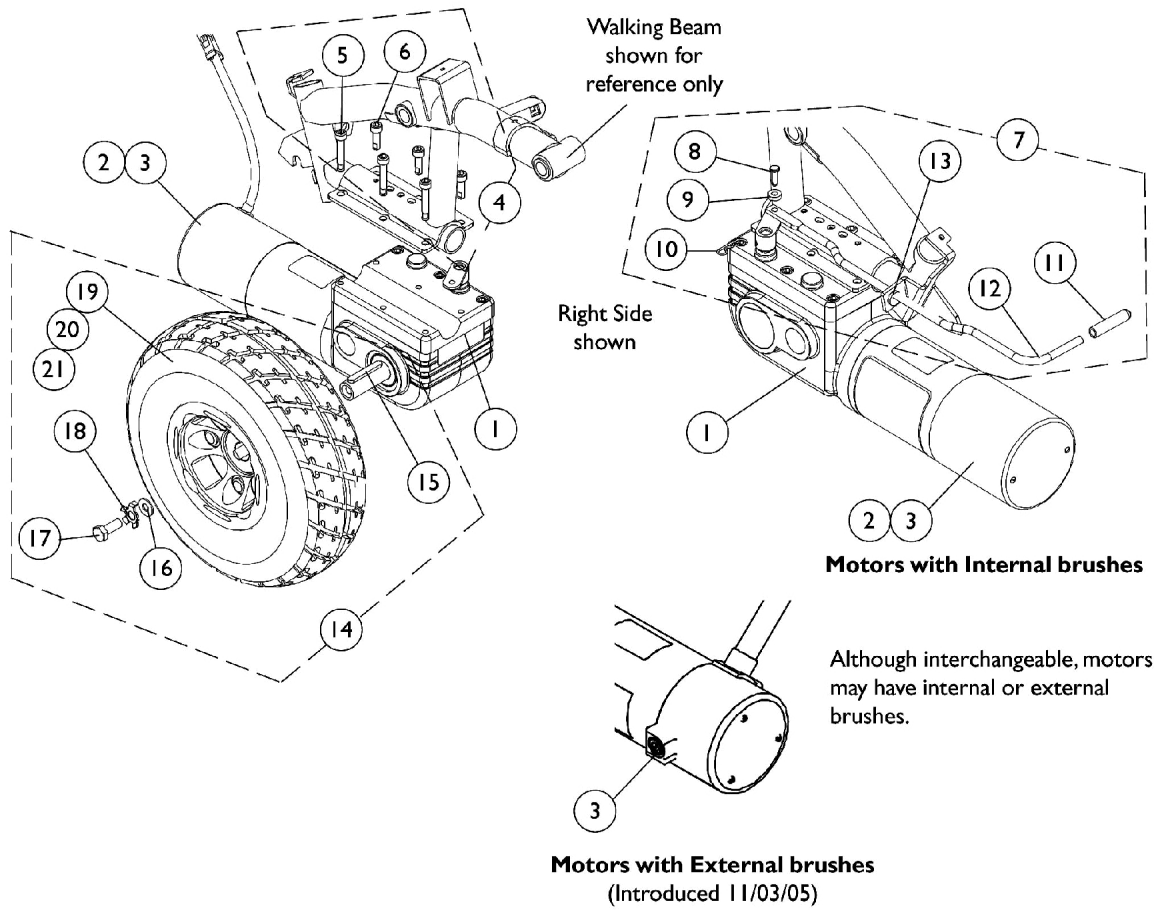
Casters and Forks

Item Number	Note	Part Number	Description	Quantity Per	
				Package	Assembly
1	A	1106226	Kit, Fork Mounting Hardware	1	1
2		1028550	Locknut (5/8-18)	1	1
3		1041444	Washer, Nylon (5/8 x 1-5/16 x 1/8")	1	1
4		1106068	Spacer, Stem (5/8 x 1-1/8 x 3/16")	1	1
5		40117X006	Bearing (5/8")	1	2
6		1110717	Ring, Tolerance	1	2
7		1110683	Fork and Stem, 2-Sided - Right/Left	1	1
8	B	1110708	Kit, Caster Mounting Hardware	1	1
9		1025734	Locknut (7/16-20)	1	1
10		1025724	Washer, Steel (15/32 x 5/8 x 3/64")	1	2
11		1025726	Screw, Hex Head (7/16-20 x 3-1/4")	1	1
12	C	1110688	Kit, Caster Headtube with Hardware - Right	1	1
13			Screw, Socket Button Head Cap (3/8-24 x 3/4")	1	4
14			Bushing, Pivot Head Tube	1	2
15			Cap, Head Tube - Right	1	1
16			Headtube Assembly with Bearings, Black - Right	1	1
12	C	1110689	Kit, Caster Headtube with Hardware - Left	1	1
13			Screw, Socket Button Head Cap (3/8-24 x 3/4")	1	4
14			Bushing, Pivot Head Tube	1	2
15			Cap, Head Tube - Left	1	1
16			Headtube Assembly with Bearings, Black - Left	1	1
12	E,F	1140293	Kit, Caster Headtube with Hardware - Right (TRRO/TRBKTS)	1	1
13			Screw, Socket Button Head Cap (3/8-24 x 3/4")	1	4
14			Bushing, Pivot Head Tube	1	2
15			Cap, Head Tube - Right	1	1
16			Headtube Assembly with Bearings, TRRO/TRBKTS, Black - Right	1	1
			Spacer, Stem (5/8 x 1-1/8 x 3/16")	1	1
12	E,F	1140294	Kit, Caster Headtube with Hardware - Left (TRRO/TRBKTS)	1	1
13			Screw, Socket Button Head Cap (3/8-24 x 3/4")	1	4
14			Bushing, Pivot Head Tube	1	2
15			Cap, Head Tube - Left	1	1
16			Headtube Assembly with Bearings, TRRO/TRBKTS, Black - Left	1	1
			Spacer, Stem (5/8 x 1-1/8 x 3/16")	1	1
13		1109222	Screw, Socket Button Head Cap (3/8-24 x 3/4")	1	4
14		1112633	Bushing, Pivot Head Tube	1	2
15		1113012	Cap, Head Tube - Right	1	1
15		1113013	Cap, Head Tube - Left	1	1
16	D	1110694	Headtube Assembly with Bearings, Black - Right	1	1
16	D	1110695	Headtube Assembly with Bearings, Black - Left	1	1
16	D,F	1140289	Headtube Assembly with Bearings, TRRO/TRBKTS, Black - Right	1	1

Casters and Forks

Item Number	Note	Part Number	Description	Quantity Per	
				Package	Assembly
16	D,F	1140290	Headtube Assembly with Bearings, TRRO/TRBKTS, Black - Left	1	1
17		1115179	Wheel Assembly, Semi-Pneumatic, Urethane, Deep Profile, Grey Tire/Black Hub (6" x 2")	1	1
17		1122066	Wheel Assembly, Semi-Pneumatic, Urethane, Deep Profile, Grey Tire/Black Hub (6" x 2") (Pair)	2	1
NOTE:	A - Includes Items 2-4 B - Includes Items 9-11 C - Includes Items 13-16 D - Includes Items 5 and 6 E - Includes Items 13-16 & Stem Spacer (not shown) F - Chairs w/ TRRO/TRBKTS option. These headtubes will have a dimple stamped on the outside for identification purposes.				

Motor, Gearbox, and Drive Wheel



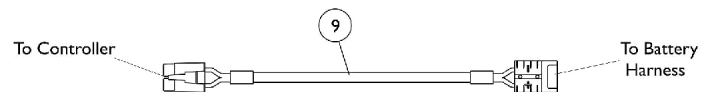
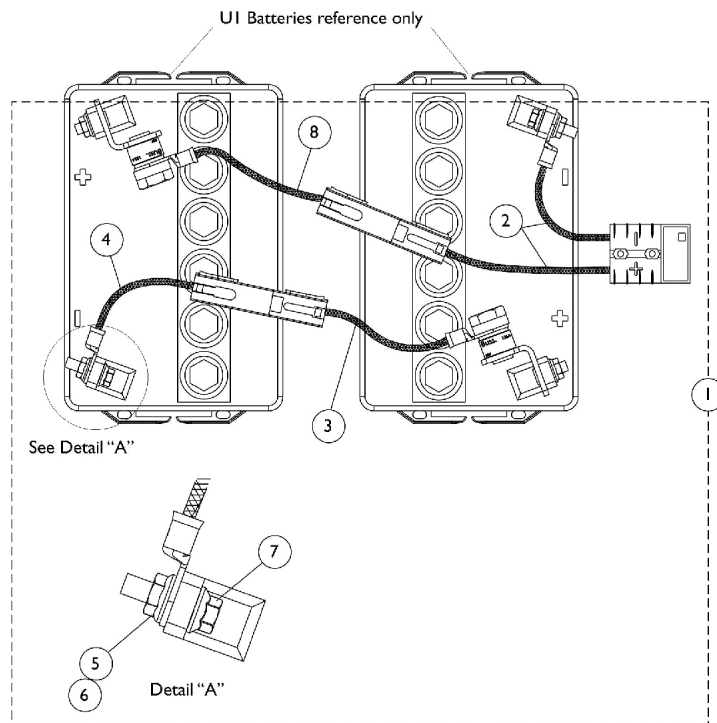
Motor, Gearbox, and Drive Wheel

Item Number	Note	Part Number	Description	Quantity Per	
				Package	Assembly
1	A,K,N	1163475	Motor/Gearbox Assembly w/ Hardware - Right	1	1
1	A,K,O	1163476	Motor/Gearbox Assembly w/ Hardware - Left	1	1
2	B	1038361-NLA	NLA - Kit, Motor/Brake Covers with Screws	2	1
3	C,D	1123528-NLA	NLA - Kit, Motor Brush - Internal (Large)	2	1
3	E,F	1137265-NLA	NLA - Kit, Motor Brush w/ Cap - External (Pair)	2	1
	G	1122164	Instruction Sheet, Motor Brush Kit	1	1
4	H	1141284	Kit, Motor Mounting Hardware	1	1
5			NLA - Screw, Socket Head (M6 x 1 x 30mm)	1	3
6			Screw, Socket w/ Patch (M6 x 1 x 20mm)	1	3
7	I,L	1127397-NLA	NLA - Kit, Motor Release Lever Hardware	1	1
8			NLA - Pin, Clevis, Black (1/4 x 37/64")	1	1
9			NLA - Washer, Nylon (3/16 x 7/16 x 1/8")	1	1
10			NLA - Pin, Bridge	1	1
11			Tip, Foam, Black	1	1
12			Lever, Motor Release	1	1
13			NLA - Bushing, Snap	1	1
7	I,M	1162489	Kit, Hardware, Motor Release Lever	1	1
8			NLA - Pin, Clevis, Black (1/4 x 37/64")	1	1
9			NLA - Washer, Nylon (3/16 x 7/16 x 1/8")	1	1
10			NLA - Pin, Bridge	1	1
11			Tip, Foam, Black	1	1
12			Lever, Motor Release, Black	1	1
13			NLA - Bushing, Snap	1	1
14	J,P	1102338	Kit, Drive Wheel with Mounting Hardware - Pneumatic (10 x 3")	1	1
15			Key (6mm x 6mm x 40mm)	1	1
16			Washer, Flat (21/64 x 53/64 x 7/64")	1	1
17			Screw (M8 x 1.25 x 20mm)	1	1
18			Kit, Locking Tab Washer w/ Instruction Sheet (Pair)	2	1
21			NLA - Wheel Assembly, Drive w/ Bearings, Pneumatic (10" x 3")	1	1
19		1109005	Tire, Pneumatic, Grey (10" x 3")	1	1
20		1109028-NLA	NLA - Tube, Inner (10 x 3")	1	1
14	J,Q	1102339	Kit, Drive Wheel with Mounting Hardware - Flat Free (10 x 3")	1	1
15			Key (6mm x 6mm x 40mm)	1	1
16			Washer, Flat (21/64 x 53/64 x 7/64")	1	1
17			Screw (M8 x 1.25 x 20mm)	1	1
18			Kit, Locking Tab Washer w/ Instruction Sheet (Pair)	1	1
21			Drive Wheel Assembly, Flat Free Foam, Grey Tire/Black Rim (10" x 3")	1	1
19		1102342	Tire w/ Foam Fill Insert, Grey (10" x 3")	1	1

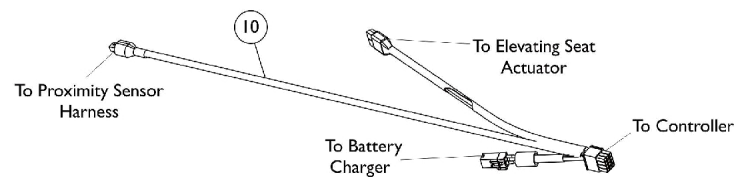
Motor, Gearbox, and Drive Wheel

NOTE: A - Although motors are interchangeable, they may have internal or external brushes.
B - Brake Cover is only serviceable on motors with internal brushes.
C - For motors with internal brushes.
D - Includes 2 ea. brushes and 1 ea. instruction sheet.
E - For motors with external brushes.
F - Includes 2 ea. brushes, 2 ea. brush caps, and 1 ea. instruction sheet.
G - Not Shown
H - Includes items 5 and 6.
I - Includes items 8-13.
J - Includes items 15-18, & 21.
K - Includes item 1-3 and 7-13.
L - Before 4/6/09.
M - After 4/5/09.
N - Part number identified on the Motor and Gearbox Assembly label is 1162492. Order 1163475 when replacing a Motor and Gearbox Assembly so that Release Lever and hardware is included also.
O - Part number identified on the Motor and Gearbox Assembly label is 1162493. Order 1163476 when replacing a Motor and Gearbox Assembly so that Release Lever and hardware is included also.
P - Part #1105042 Drive Wheel Assembly will already include the Pneumatic Tire and Inner Tube. Part #1105042 is sold in kit assembly part #1102338 only.
Q - Part #1105043 Drive Wheel Assembly will already include the Tire w/ Foam Fill Insert.

Battery Harnesses



Battery Cable Extension Harness

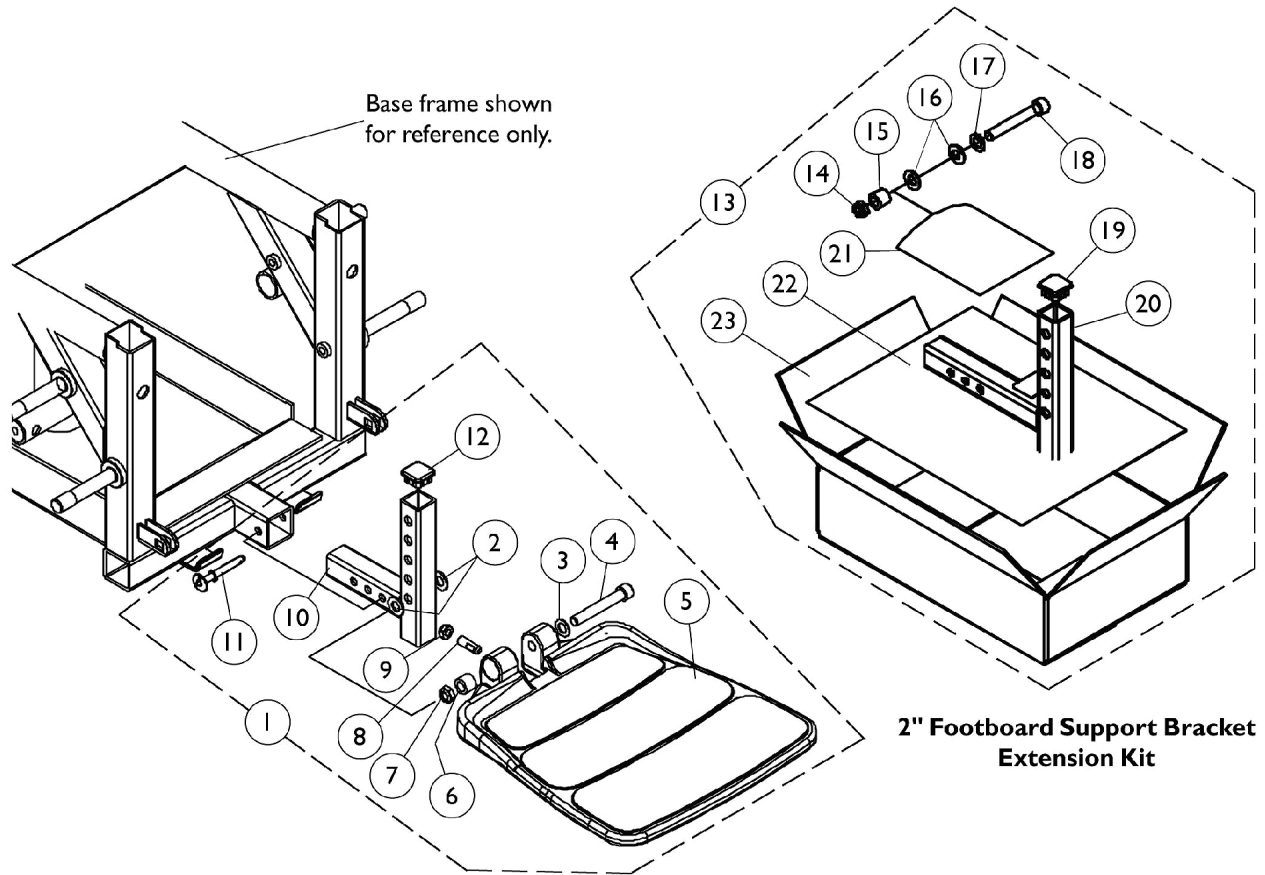


Elevate Actuator and Battery Charger Harness

Battery Harnesses

Item Number	Note	Part Number	Description	Quantity Per	
				Package	Assembly
1	A,D	1127304-NLA	NLA - Kit, Battery Harnesses with Terminal Hardware	1	1
			Tie Wrap (11-1/2" L)	1	6
			NLA - Instruction Sheet, Battery Installation	1	1
2			NLA - Harness, Battery - Front	1	1
3			Harness, Battery w/ 75 AMP Fuse and Black Connector	1	1
4			NLA - Harness, Battery - Rear	1	1
5			Locknut (1/4-20)	1	4
6			Washer, Locking Tab	1	2
7	B	1116381	NLA - Screw, Hex Flange Whiz Lock(1/4-20 x 5/8")	1	4
8			Harness, Battery w/ 75 AMP Fuse and Red Connector	1	1
9			Cable, Battery Extension, Black Connector	1	1
10			C	1127260	Harness, Actuator Sensor and Battery Charger
NOTE: A - Includes items 2-8, Cables Ties (not shown), and Instruction Sheet (not shown). B - Used on M50 and M51 models C - Used on M61 models D - Part number 1125093 is no longer available from the Invacare Service Parts Department. Refer to the Invacare Website under "Product Literature Search". Enter the part number in the "Keywords" field and download a free PDF version copy.					

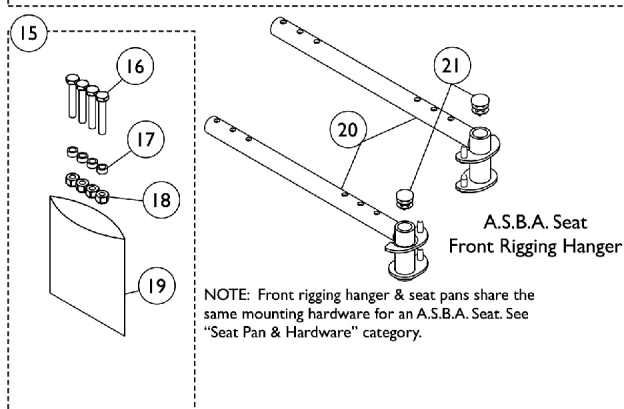
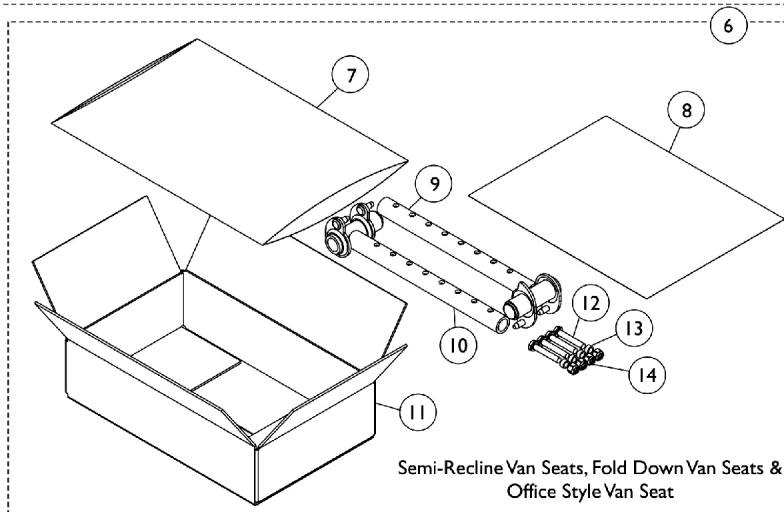
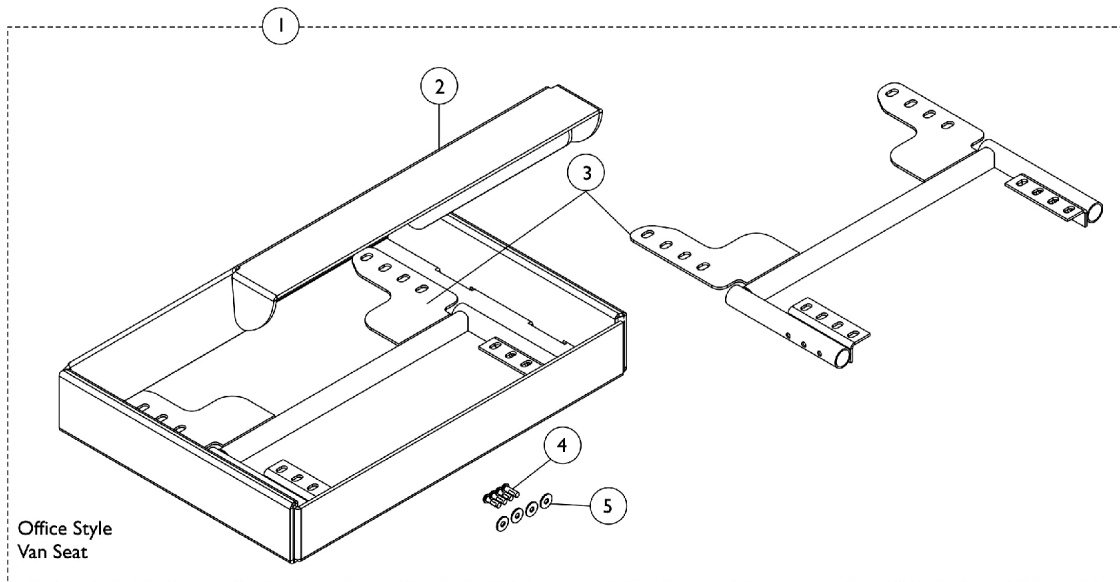
Footboard Assembly - 90FB



Footboard Assembly - 90FB

Item Number	Note	Part Number	Description	Quantity Per	
				Package	Assembly
1	A,B,E	1105027-NLA	NLA - Footboard Assembly	1	1
2			Washer, Nylon (3/8 x 3/4 x 1/16")	1	2
3			Washer, Flat (3/8 x 11/16 x 1/16")	1	1
4			Screw, Socket Head (3/8-16 x 2-1/2")	1	1
5			NLA - Footboard with Cover	1	1
6			Bushing (3/8 x 5/8 x 1/2")	1	1
7			Locknut, Low Profile (3/8-16)	1	1
8			Screw, Set Socket Flat Point (5/16-18 x 1")	1	1
9			Locknut (5/16-18)	1	1
10			Bracket, Footboard Support, Black	1	1
11			Pin, Quick Release	1	1
12			Plug Button, Black (1" Square)	1	1
13	C,D	1115378	Kit, 2" Footboard Extension	1	1
14			Locknut, Low Profile (3/8-16)	1	1
15			Bushing (3/8 x 5/8 x 1/2")	1	1
16			Washer, Nylon (3/8 x 3/4 x 1/16")	1	2
17			Washer, Flat (3/8 x 11/16 x 1/16")	1	1
18			Screw, Socket Head (3/8-16 x 2-1/2")	1	1
19			Plug Button, Black (1" Square)	1	1
20			Bracket, Footboard Support, Black (2" Extension)	1	1
21			NLA - Bag, Zip-Lip (4" L x 4" W)	1	1
22			NLA - Instruction Sheet, 2" Footboard Extension	1	1
23			Carton, Shipper	1	1
NOTE: A - Includes items 2-12 B - When ordering a footboard assembly for the first time that requires a 2" extension kit, items 5, 8, 9, 11 and 13 must be ordered C - Includes items 14-23 D - Part number 1114833 is no longer available from the Invacare Service Parts Department. Refer to the Invacare Website under "Product Literature Search". Enter the part number in the "Keywords" field and download a free PDF version copy. E - Part #1105027 is No Longer Available and a replacement is currently not available.					

Front Riggings Hangers Hemi



Front Riggings Hangers

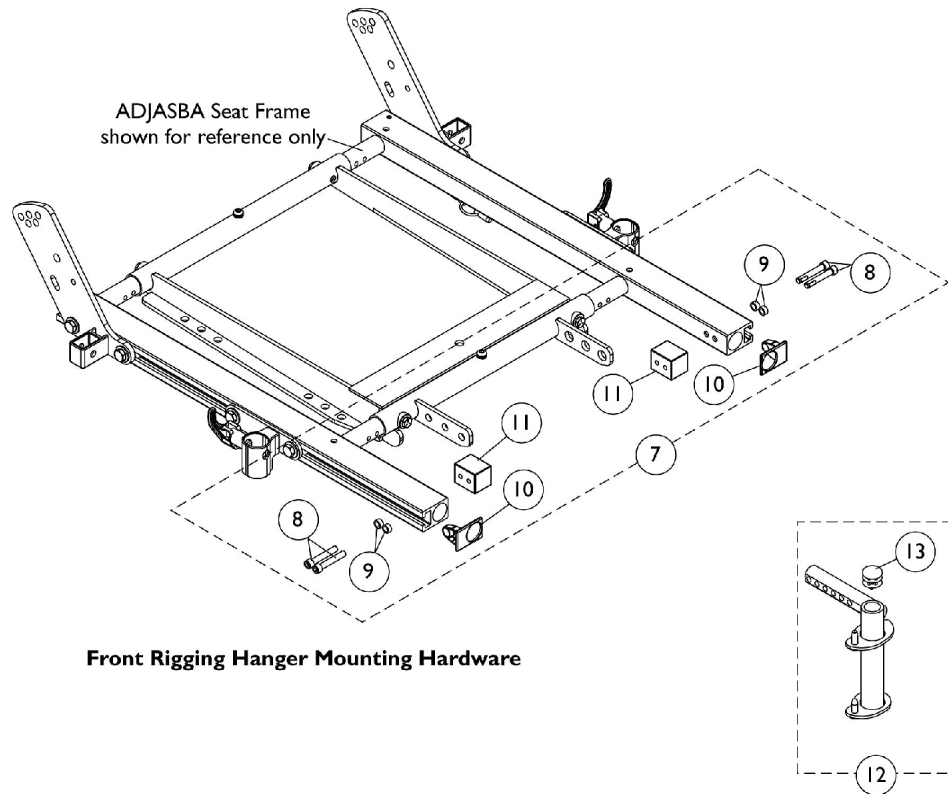
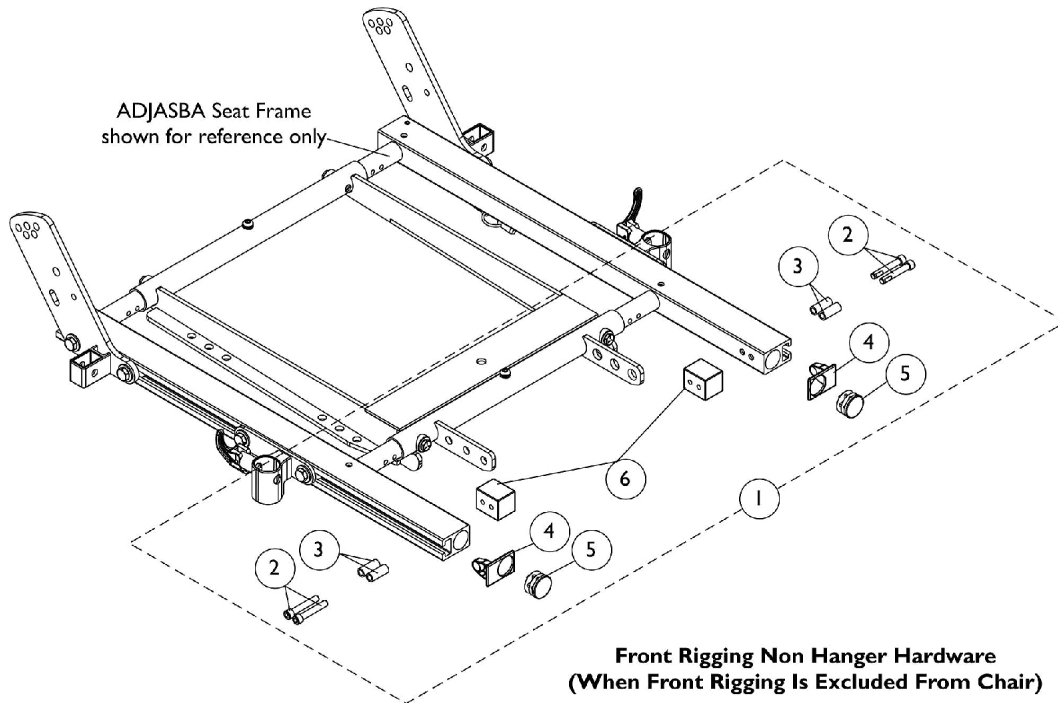
Hemi

Item Number	Note	Part Number	Description	Quantity Per	
				Package	Assembly
1	A	1149192	Kit, Front Rigging Seat Support, 18"	1	1
2			NLA - Carton, Inner	1	1
3			Bracket, Rigging Hanger Support, Front, Black	1	2
4			Screw, Socket Button Head w/ Patch (1/4-20 x 3/4")	1	4
5			Washer (1/4 x 23/32 x 1/16")	1	4
1	F	1148879	Kit, Front Rigging Seat Support, 20"	1	1
3			Bracket, Front Rigging Hanger, Black (20")	1	2
4			Screw, Socket Button Head w/ Patch (1/4-20 x 3/4")	1	4
5			Washer (1/4 x 23/32 x 1/16")	1	4
6	B,D,H	1114997	Kit, Front Rigging Hanger Attachment	1	1
7			NLA - Bag, Poly Zip-Lip (13" L x 9" W)	1	1
8			NLA - Instruction Sheet, Front Rigging Hanger	1	1
9			Front Rigging Hanger Assembly w/ Plug Button, Hemi, Black - Right	1	1
10			Front Rigging Hanger Assembly w/ Plug Button, Hemi, Black - Left	1	1
11			Carton, Shipper	1	1
12			Screw, Hex Head (1/4-20 x 1-1/2")	1	4
13			NLA - Spacer (1/4 x 3/8 x 3/16")	1	4
14			Locknut (1/4-20)	1	4
15	C,G	1113045	Kit, Front Rigging Hanger Hardware	1	1
16			Screw, Hex Head (1/4-20 x 1-1/2")	1	4
17			NLA - Spacer (1/4 x 3/8 x 3/16")	1	4
18			Locknut (1/4-20)	1	4
19			NLA - Bag, Zip-Lip (4" L x 4" W)	1	1
20	E,G	1114766	Front Rigging Hanger Assembly w/ Plug Button, Pin Style, Hemi, Black - Right (12 - 21" D)	1	1
20	E,G	1114767	Front Rigging Hanger Assembly w/ Plug Button, Pin Style, Hemi, Black - Left (12 - 21" D)	1	1
21	G	1027097	Plug Button, Black (3/4")	1	1

NOTE: A - For Office Style Seats 18". Includes items 2-5.
 B - For Office Style Van Seats, Fold Down Style & Semi-Recline Van Seats. Includes items 7-14.
 C - Includes items 16-19.
 D - Items 5-7 and 15-17 can be ordered separately. Order item 15, part no. 1113045.
 E - For ASBA Seats. Includes plug button item 21.
 F - Includes Items 3-5. For Office Style Seats 20" Wide.
 G - For M51 Chairs manufactured before 4/30/08 with Center Post Mounting and all M61 ASBA seats.
 H - Part number 1110523 is no longer available from the Invacare Service Parts Department. Refer to the Invacare Website under "Product Literature Search". Enter the part number in the "Keywords" field and download a free PDF version copy.

Front Rigging Hanger Assembly

ADJASBA After 4/29/08 (M51 Only)



Front Rigging Hanger Assembly

ADJASBA After 4/29/08 (M51 Only)

Item Number	Note	Part Number	Description	Quantity Per	
				Package	Assembly
1	A	1124723	Kit, Side Rail Cap Hardware (Pair)	1	1
2			Screw, Socket Head Cap w/ Patch (1/4-20 x 1-1/2")	1	4
3			Spacer (1/4 x 3/8 x 29/32")	1	4
4			Cap, End, Side Rail, Black	1	2
5			Plug Button, Black (1")	1	2
6			Block, Threaded	1	2
7	B	1125726	Kit, Front Rigging Hanger Mounting Hardware (Pair)	1	1
8			Screw, Socket Head Cap w/ Patch (1/4-20 x 1-1/2")	1	4
9			NLA - Spacer (1/4 x 3/8 x 3/16")	1	4
10			Cap, End, Side Rail, Black	1	2
11			Block, Threaded	1	2
12	C	1124401	Front Rigging Hanger Assembly w/ Plug Button, Pin Style, Hemi, Black - Right	1	1
12	C	1124402	Front Rigging Hanger Assembly w/ Plug Button, Pin Style, Hemi, Black - Left	1	1
13		1134426	Package, Plug Button, Black (3/4")	10	1
NOTE: A - Includes items 2-6 B - Includes items 8-11 C - Includes item 13					

Front Rigging Reference Chart

Support Assemblies

Front Rigging	Color Right	Color Left	Chrome Right	Chrome Left
PHW93	1114755	1114756	N/A	N/A
PH904A	8881114757 See Note(s) A	8881114758 See Note(s) A	N/A	N/A
PHAL4A	N/A	N/A	1114761	1114762

NOTE: A - Specify 34P Flat Black Frame Finish When Ordering.

PHW93

Pivot Slide Tubes with Footplates

Chair Width	Aluminum (1650)	Deluxe Aluminum (1450)	Extra Large Aluminum (1350)	Adjustable Angle (AT5543)	Composite (1651)
16" Wide Right	1074149	1074151-NLA	1026395	1062756	1057869
16" Wide Left	1074150	1074152-NLA	1026396	1062757	1057870
17-20" Wide Right	1074149	1074151-NLA	1026395	1062756	1057879
17-20" Wide Left	1074150	1074152-NLA	1026396	1062757	1057880

NOTE: Pivot/ Slide Tube Mounting Hardware is Not Included.

PHAL4A

Pivot Slide Tubes with Footplates

Chair Width	Aluminum (1650)	Deluxe Aluminum (1450)	Extra Large Aluminum (1350)
16-20" Wide Right	1023907	1023924-NLA	1035456
16-20" Wide Left	1023908	1023925-NLA	1035457

NOTE: Pivot/ Slide Tube Mounting Hardware is Not Included.

Front Rigging Reference Chart

PH904A

Pivot Slide Tubes with Footplates

Chair Width	Aluminum (1650)	Deluxe Aluminum (1450)	Extra Large Aluminum (1350)
16-20" Wide Right	1058604	1028723-NLA	1058830
16-20" Wide Left	1058605	1028724-NLA	1058831

NOTE: Pivot/ Slide Tube Mounting Hardware is Not Included.

PHW93 (2" and 4" Longer) Aluminum, Extra Large, and Adj. Angle

Pivot Slide Tubes with Footplates

Footplate Type	16-20" Wide Right	16-20" Wide Left
Aluminum (1650) 2" Longer	1086494-NLA	1086497-NLA
Aluminum (1650) 4" Longer	1086495-NLA	1086498-NLA
Extra Large Aluminum (1350) 2" Longer	1086515	1086517
Extra Large Aluminum (1350) 4" Longer	1086516	1086518
Adjustable Angle (AT5543) 2" Longer	1062760	1062761

NOTE: Pivot/ Slide Tube Mounting Hardware is not Included.

PHW93 (2" and 4" Longer) - Composite (1651)

Pivot Slide Tubes with Footplates

Footplate Type	16" Wide Right	16" Wide Left	17-20" Wide Right	17-20" Wide Left
Composite (1651) 2" Longer	1057871	1057872	1057881	1057882
Composite (1651) 4" Longer	1058421	1058422	1058423	1058424

NOTE: Pivot/ Slide Tube Mounting Hardware is not Included.

Front Rigging Reference Chart

PH904A (2" and 4" Longer)

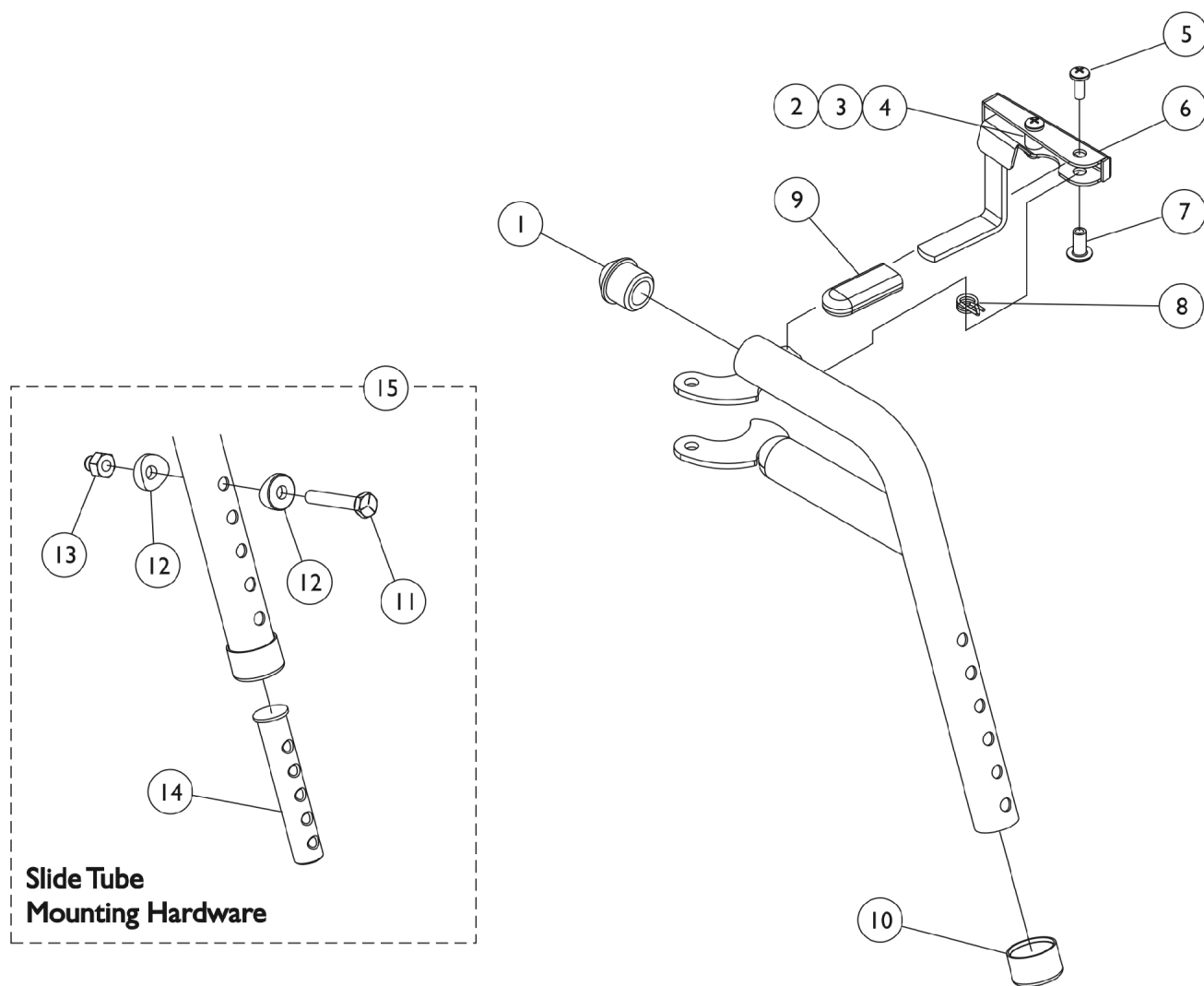
Pivot Slide Tubes with Footplates

Footplate Type	16-20" Wide Right	16-20" Wide Left
Aluminum (1650) 2" Longer	1086529-NLA	1086531-NLA
Aluminum (1650) 4" Longer	1086530-NLA	1086532-NLA
Extra Large Aluminum (1350) 2" Longer	1086541-NLA	1086551-NLA
Extra Large Aluminum (1350) 4" Longer	1086542-NLA	1086552-NLA
NOTE: Pivot/ Slide Tube Mounting Hardware is Not Included.		

PHW93 (Hemi) Footrest Supports

Black

For complete Footrest Support Assembly part nos., see Front Riggings Reference chart.



PHW93 (Hemi) Footrest Supports

Black

For complete Footrest Support Assembly part nos., see Front Riggings Reference chart.

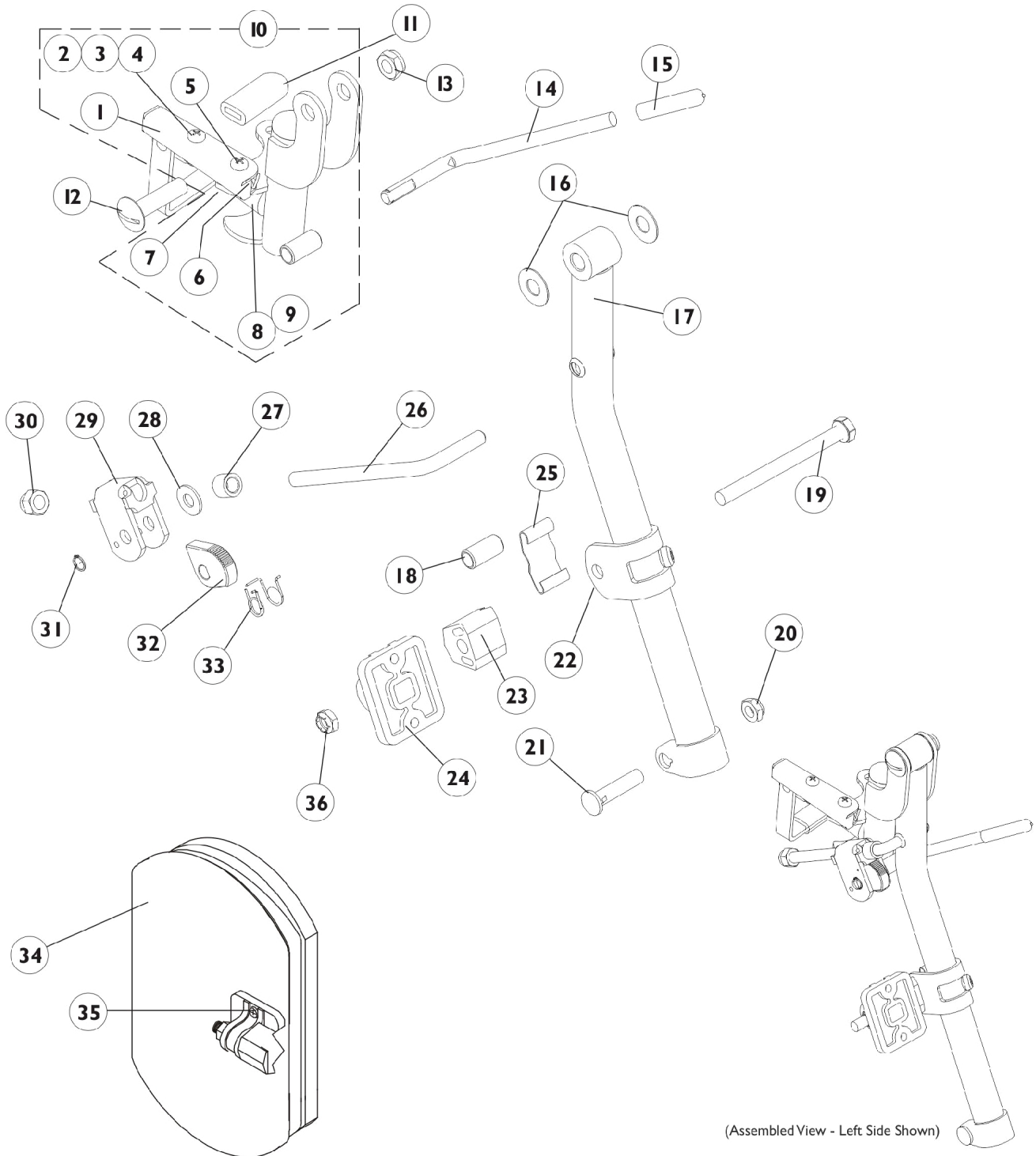
Item Number	Note	Part Number	Description	Quantity Per	
				Package	Assembly
1		1020719	Anti-Rattle, Black	1	1
2		1025716	Screw, Phillips Pan Head (#10-32 x 11/16")	1	1
3		47565X057	Bushing (7/32 x 3/8 x 11/32")	1	1
4		1025735	Locknut (#10-32)	1	1
5		1026114	Screw, Phillips Pan Head (#10-32 x 1/2")	1	1
6	A	1114749-NLA	NLA - Handle, Release, Black - Right	1	1
6	A	1114750-NLA	NLA - Handle, Release, Black - Left	1	1
7		1028846-NLA	NLA - Rivnut (#10-32)	1	1
8		1028707	Spring, Release - Right	1	1
8		1028708	Spring, Release - Left	1	1
9		1006490	Tip, Plastic, Black	1	1
10		15680X012	Collar, Anti-Rattle (7/8")	1	1
11		1070759	Screw, Hex Head (1/4-20 x 1-1/2")	1	1
12		1026099	Spacer, Coved (1/4 x 11/16 x 1/2")	1	2
13		1044214	Nut, Hex with Nylon Cap (1/4-20)	1	1
14	C	1020534	Insert, Threaded	1	1
15		1074143	Kit, Slide Tube Mounting Hardware	1	1
	B	1114755	Footrest Support Assembly, Hemi, Black - Right	1	1
	B	1114756	Footrest Support Assembly, Hemi, Black - Left	1	1

NOTE: A - Includes items 2-4
 B - Not Shown
 C - As of 8/15/03, the Threaded Insert was revised from 3 to 5 Holes. Threaded Insert is Backward Compatible and does not require ordering in Pairs.

PH904A (Hemi) Legrest Supports

NOTE: For complete Legrest Support Assembly Part Numbers, see Front Riggings Reference chart.

NOTE: Due to a change to the Legrest Calf Pad size made on 4/23/12, you must also order the hardware kit (1068649) when ordering replacement Calf Pads.



PH904A (Hemi) Legrest Supports

NOTE: For complete Legrest Support Assembly Part Numbers, see Front Riggings Reference chart.

NOTE: Due to a change to the Legrest Calf Pad size made on 4/23/12, you must also order the hardware kit (1068649) when ordering replacement Calf Pads.

Item Number	Note	Part Number	Description	Quantity Per	
				Package	Assembly
1	D	1114749-NLA	NLA - Handle, Release, Black - Right	1	1
1	D	1114750-NLA	NLA - Handle, Release, Black - Left	1	1
2		1025716	Screw, Phillips Pan Head (#10-32 x 11/16")	1	1
3		47565X057	Bushing (7/32 x 3/8 x 11/32")	1	1
4		1025735	Locknut (#10-32)	1	1
5		1026114	Screw, Phillips Pan Head (#10-32 x 1/2")	1	1
6		1008935	Spring, Release - Right	1	1
6		1008936	Spring, Release - Left	1	1
7		67005X000	Rivnut (#10-32)	1	1
8		1030979	Screw, Phillips Pan Head Tap (#10-32 x 3/4")	1	1
9		1022874	Bumper	1	1
10	E	1114753	Legrest Support Assembly, Black - Right	1	1
10	E	1114754	Legrest Support Assembly, Black - Left	1	1
11		1006490	Tip, Plastic, Black	1	1
12		11919X000-NLA	NLA - Screw, Slotted Truss Head (3/8-16 x 1-1/2")	1	1
13		40363X000	Hex Nut (3/8"-16)	1	1
14		1037126	Handle, Release	1	1
15		1040060	Tip, Plastic, Black	1	1
16		1058636-NLA	NLA - Washer, Nylon (25/64 x 7/8 x 1/32")	1	2
17	A	8881048851	Tube, Elevating Adjustable Support, Color - Right	1	1
17	A	8881048852	Tube, Elevating Adjustable Support, Color - Left	1	1
18		47328X003	Bushing, Pivot (5/16 x 7/16 x 7/8")	1	1
19		1014807	Screw, Hex Head (5/16-24 x 3-1/4")	1	1
20		1107321	Nut, Low Cap (5/16"-24)	1	1
21		1026030	Bolt, Lug (5/16-24 x 1-3/8")	1	1
22		1110207	Bracket, Calf Pad Mounting, Black	1	1
23		1025133	Spacer, Legrest Pad, Black	1	1
24		04526X019	Plate, Legrest Pad	1	1
25		48823X008	Spring, Leaf	1	1
26		1113030	Bar, Ratchet	1	1
27		47330X003	Spacer (5/16 x 1/2 x 3/8")	1	2
28		1013519	Washer, Nylon (5/16 x 11/16 x 1/16")	1	1
29		04528X002	Bracket, Release, Black	1	1
30		10261X000	Nut, Acorn (5/16-24)	1	1
31		1040831	Ring, Snap	1	1
32		1037125	Cam, Legrest	1	1
33		1037485	Spring, Release	1	1
34	B,G	8881091764	Pad, Legrest, Vinyl - Right/Left	1	1
35	F	1068649	Hardware, Legrest Pad	1	1
			Screw, Phillips Pan Head (#10-32 x 11/16")	1	2
			Screw, Phillips Pan Head (#10-32 x 1")	1	2

PH904A (Hemi) Legrest Supports

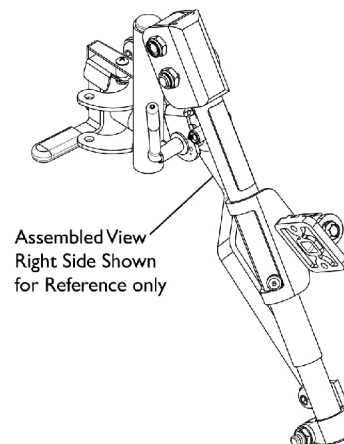
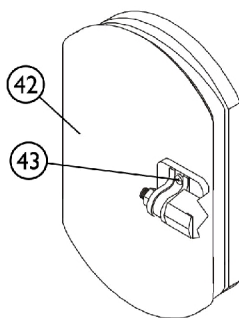
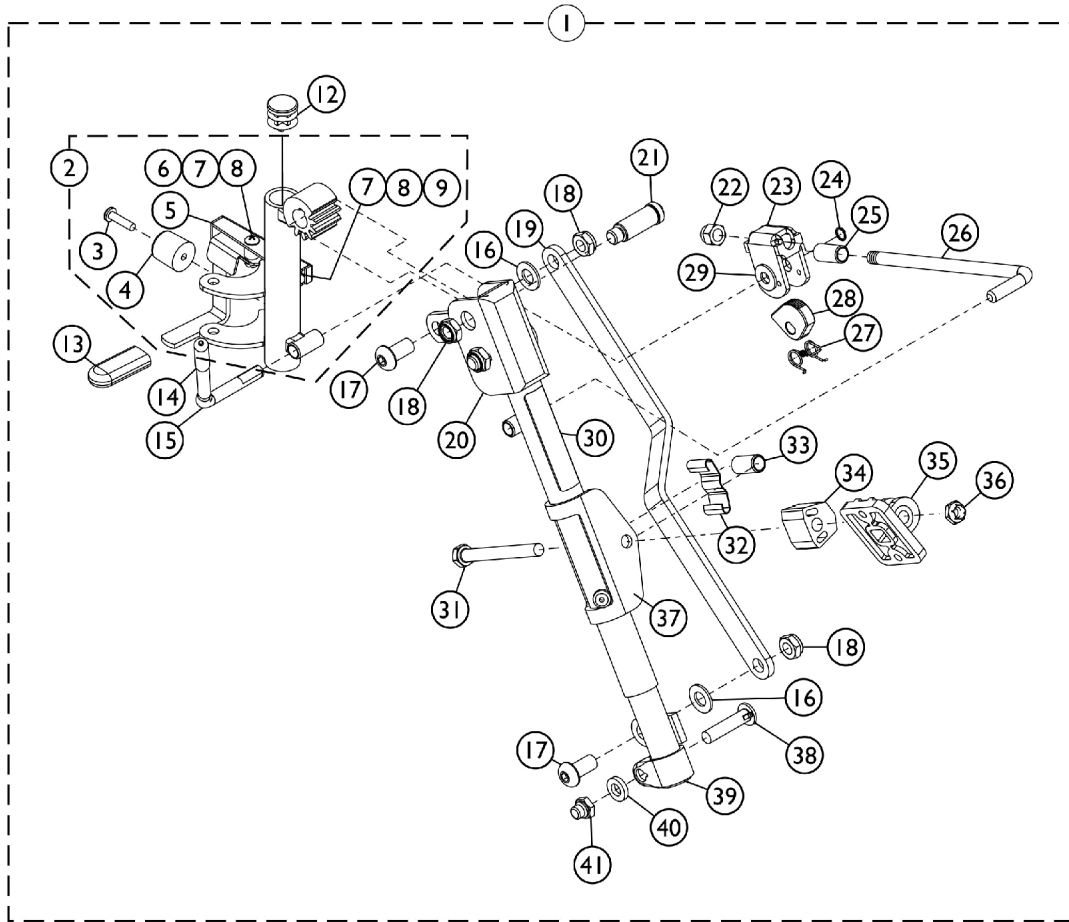
NOTE: For complete Legrest Support Assembly Part Numbers, see Front Riggings Reference chart.

NOTE: Due to a change to the Legrest Calf Pad size made on 4/23/12, you must also order the hardware kit (1068649) when ordering replacement Calf Pads.

Item Number	Note	Part Number	Description	Quantity Per	
				Package	Assembly
36		1025730	Instruction Sheet, Legrest Pad Mtg.	1	1
			Locknut (5/16-24)	1	1
	A,C,H	8881114757	Legrest Support Assembly, Hemi, Color - Right	1	1
	A,C,H	8881114758	Legrest Support Assembly, Hemi, Color - Left	1	1
NOTE: A - Specify 34P flat black frame finish when ordering B - Specify upholstery color U67 black when ordering C - Not Shown D - Includes items 2-4 E - Includes items 1-9 F - Includes Screws and Instruction Sheet. G - Due to a change to the Legrest Calf Pad size made on 4/23/12, you must also order the hardware kit (1068649) when ordering replacement Calf Pads. H - Includes items 1-33 and 36.					

PHAL4A (Hemi) Articulating Legrest Supports Chrome

Due to a change to the Legrest Calf Pad size made on 4/23/12, you must also order the hardware kit (1068649) when ordering replacement Calf Pads.



SCP_001A

PHAL4A (Hemi) Articulating Legrest Supports

Chrome

Due to a change to the Legrest Calf Pad size made on 4/23/12, you must also order the hardware kit (1068649) when ordering replacement Calf Pads.

Item Number	Note	Part Number	Description	Quantity Per	
				Package	Assembly
1	B	1114761	Legrest Support Assembly, Articulating, Hemi, Chrome - Right	1	1
1	B	1114762	Legrest Support Assembly, Articulating, Hemi, Chrome - Left	1	1
2	C,F	1114759-NLA	NLA - Tube, Legrest Support, Hemi, Chrome - Right	1	1
2		1114760	Tube, Legrest Support, Hemi, Chrome - Left	1	1
3	F	1030979	Screw, Phillips Pan Head Tap (#10-32 x 3/4")	1	1
4		1022874	Bumper	1	1
5		1114751-NLA	NLA - Handle, Release, Chrome - Right	1	1
5		1114752	Handle, Release, Chrome - Left	1	1
6		47565X057	Bushing (7/32 x 3/8 x 11/32")	1	1
7		60279X003	Locknut (#10-32)	1	1
8		40163X008	Screw, Phillips Pan Head (#10-32 x 11/16")	1	1
9		1008935	Spring, Release - Right	1	1
9		1008936	Spring, Release - Left	1	1
10		67005X000	Rivnut (#10-32)	1	1
11		40163X002	Screw, Phillips Round Head (#10-32 x 1/2")	1	1
12		1027097	Plug Button, Black (3/4")	1	1
13		1006490	Tip, Plastic, Black	1	1
14		1040060	Tip, Plastic, Black	1	1
15		1037126	Handle, Release	1	1
16		1049527	Washer, Nylon (3/8 x 3/4 x 1/16")	1	2
17		1022866-NLA	NLA - Screw, Socket Button Head (3/8-16 x 3/4")	1	2
18		40363X000	Hex Nut (3/8"-16)	1	3
19		1022846-NLA	NLA - Bar, Link, Black	1	1
20		1022877-NLA	NLA - Tube, Support and Drive Link, Chrome - Right	1	1
20		1022878-NLA	NLA - Tube, Support and Drive Link, Chrome - Left	1	1
21		1022854-NLA	NLA - Screw, Shoulder Slotted Head (1/2 x 1-1/8", 3/8-16)	1	1
22		10261X000	Nut, Acorn (5/16-24)	1	1
23		04528X002	Bracket, Release, Black	1	1
24		1040831	Ring, Snap	1	1
25		47328X003	Bushing, Pivot (5/16 x 7/16 x 7/8")	1	2
26		42326X004	Bar, Ratchet - Right/Left	1	1
27		1037485	Spring, Release	1	1
28		1037125	Cam, Legrest	1	1
29		1013519	Washer, Nylon (5/16 x 11/16 x 1/16")	1	1
30		1024911-NLA	NLA - Decal, Smartleg	1	1
31		1014807	Screw, Hex Head (5/16-24 x 3-1/4")	1	1
32		48823X008	Spring, Leaf	1	1
33		47328X003	Bushing, Pivot (5/16 x 7/16 x 7/8")	1	1
34		1025133	Spacer, Legrest Pad, Black	1	1

PHAL4A (Hemi) Articulating Legrest Supports

Chrome

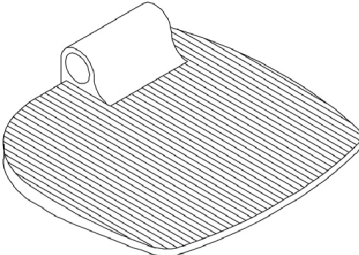
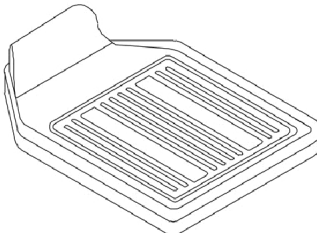
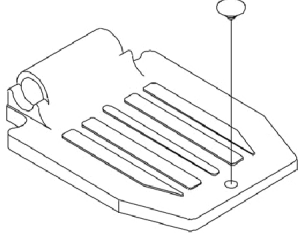
Due to a change to the Legrest Calf Pad size made on 4/23/12, you must also order the hardware kit (1068649) when ordering replacement Calf Pads.

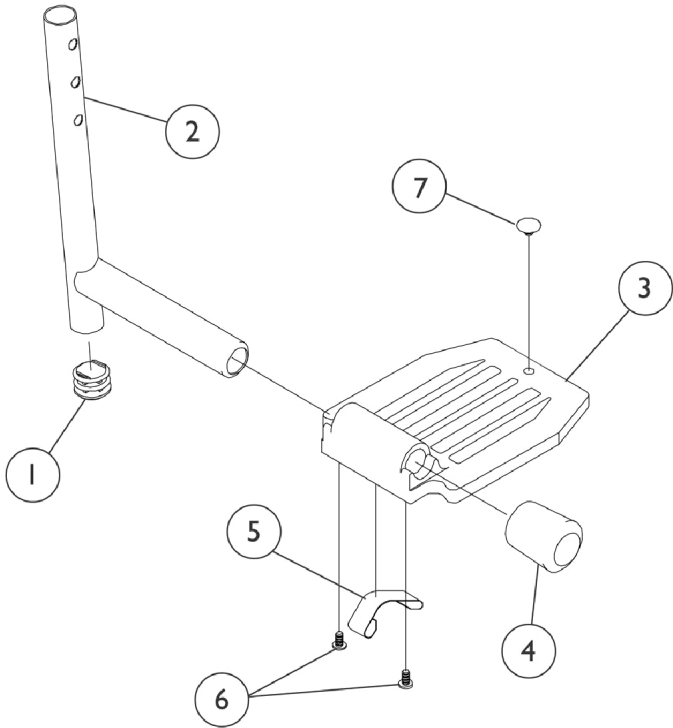
Item Number	Note	Part Number	Description	Quantity Per	
				Package	Assembly
35		04526X019	Plate, Legrest Pad	1	1
36		60264X001	Locknut (5/16-24)	1	1
37		1025104	Bracket, Legrest, Chrome	1	1
38		11232X009	Bolt, Lug (5/16-24 x 1-3/8")	1	1
39		1022848	Tube, Slide, Articulating, Chrome - Right	1	1
39		1022849	Tube, Slide, Articulating, Chrome - Left	1	1
40		1027377	Washer (#20)	1	1
41		1107321	Nut, Low Cap (5/16"-24)	1	1
42	A,E	8881091764	Pad, Legrest, Vinyl - Right/Left	1	1
43	D	1068649	Hardware, Legrest Pad	1	1
			Screw, Phillips Pan Head (#10-32 x 11/16")	1	2
			Screw, Phillips Pan Head (#10-32 x 1")	1	2
			Instruction Sheet, Legrest Pad Mtg.	1	1
NOTE: A - Specify upholstery color U67 black when ordering. B - Includes items 3-41 C - No Longer Available individually. See part # 1114761 for replacement. D - Item Includes Screws and Instruction Sheet. E - Due to a change to the Legrest Calf Pad size made on 4/23/12, you must also order the hardware kit (1068649) when ordering replacement Calf Pads. F - Includes items 3-9.					

Pivot/Slide Tube and Footplate

PHW93

Heel loops are not included. See footrest and legrest accessories.
For complete pivot/slide tube and footplate assemblies, see Front Riggings Reference chart.

		
1350 Extra large	1450 Deluxe	1650 Standard Aluminum



Pivot/Slide Tube and Footplate

PHW93

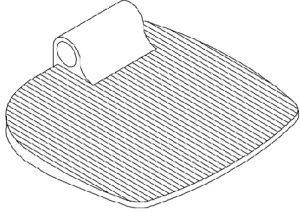
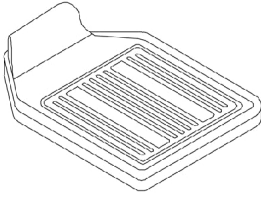
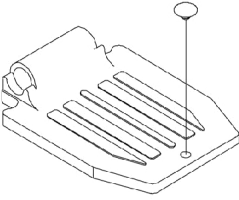
Heel loops are not included. See footrest and legrest accessories.
For complete pivot/slide tube and footplate assemblies, see Front Riggings Reference chart.

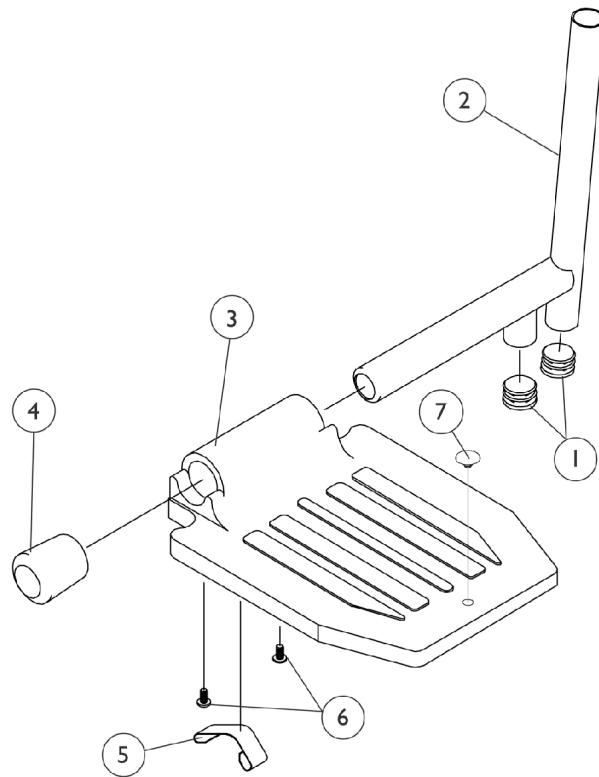
Item Number	Note	Part Number	Description	Quantity Per	
				Package	Assembly
1		1027097	Plug Button, Black (3/4")	1	2
2	C,A	1048834	Pivot/Slide Tube w/ Plug Button, Black	1	1
2	C,A	1098906	Pivot/Slide Tube w/ Plug Button, Black (2" Longer)	1	1
2	C,A	1086482	Pivot/Slide Tube w/ Plug Button, Black (4" Longer)	1	1
2	B	1070762-NLA	NLA - Tube, Pivot/Slide w/ Plug Button, Deluxe Aluminum, Black	1	1
3	A	44200X027	Footplate, Aluminum, Medium, Black (7-3/4" W x 6" L)	1	1
3	B	1043659-NLA	NLA - Footplate, Aluminum, Deluxe, Black - Right (8" W x 5-3/4" L)	1	1
3	B	1043660-NLA	NLA - Footplate, Aluminum, Deluxe, Black - Left (8" W x 5-3/4" L)	1	1
3	C	44200X025	Footplate, Aluminum, Extra Large, Black - Right (8" W x 8-1/2" L)	1	1
3	C	44200X026	Footplate, Aluminum, Extra Large, Black - Left (8" W x 8-1/2" L)	1	1
4	A	1016346	Cap, End, Tube, Black (7/8")	1	1
4	C	1027095	Plug Button, Black (7/8")	1	1
5	D,A	1006981	Spring, Tension	1	2
5	D,B	1036120-NLA	NLA - Spring	1	2
5	C,F	1036123	Spring, Leaf	1	1
6	E	40120X001	Screw, Phillips Pan Head (#8-32 x 3/8")	1	2
7		1070168	Plug, Push, Footplate	1	1
NOTE: A - Standard Aluminum (1650) B - Deluxe Aluminum (1450) C - Extra Large Aluminum (1350) D - Two per side E - Deluxe takes one F - Use one or more leaf springs per assembly as required such that footplate may be moved by hand to the up-right position and remain in place.					

Pivot/Slide Tube and Footplates

PH904A and PHAL4A

Heel loops are not included. See footrest and legrest accessories.
For complete pivot/slide tube and footplate assemblies, see Front Riggings Reference chart.

		
1350 Extra large	1450 Deluxe	1650 Standard Aluminum



Pivot/Slide Tube and Footplates

PH904A and PHAL4A

Heel loops are not included. See footrest and legrest accessories.

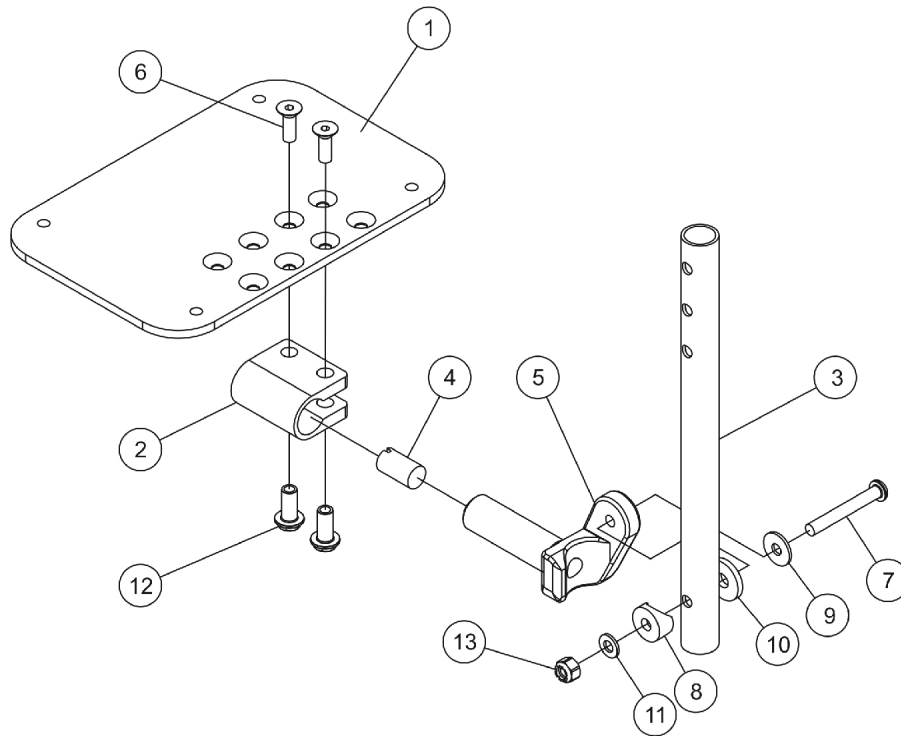
For complete pivot/slide tube and footplate assemblies, see Front Riggings Reference chart.

Item Number	Note	Part Number	Description	Quantity Per	
				Package	Assembly
1		1027097	Plug Button, Black (3/4")	1	2
2	B,D,A	1100568-NLA	NLA - Pivot/Slide Tube w/ Plug Button, Black	1	1
2	B,D,A	1100569-NLA	NLA - Pivot/Slide Tube Assembly, Extra Large, Standard Aluminium - 2" Longer, Black	1	1
2	B,D,A	1100570-NLA	NLA - Pivot/Slide Tube w/ Plug Button, Black (4" Longer)	1	1
2	B,E,A	1041526	Pivot/Slide Tube w/ Plug Button Assembly, Chrome	1	1
2	C,D	1100571-NLA	NLA - Pivot/Slide Tube w/ Plug Button, Deluxe, Black	1	1
2	C,E,H	1023804-NLA	NLA - Pivot/Slide Tube w/ Plug Button, Deluxe, Chrome	1	1
3	A	44200X027	Footplate, Aluminum, Medium, Black (7-3/4" W x 6" L)	1	1
3	C	1043659-NLA	NLA - Footplate, Aluminum, Deluxe, Black - Right (8" W x 5-3/4" L)	1	1
3	C	1043660-NLA	NLA - Footplate, Aluminum, Deluxe, Black - Left (8" W x 5-3/4" L)	1	1
3	B	44200X025	Footplate, Aluminum, Extra Large, Black - Right (8" W x 8-1/2" L)	1	1
3	B	44200X026	Footplate, Aluminum, Extra Large, Black - Left (8" W x 8-1/2" L)	1	1
4	A	1016346	Cap, End, Tube, Black (7/8")	1	1
4	B	1027095	Plug Button, Black (7/8")	1	1
5	A	1006981	Spring, Tension	1	1
5	C,F	1036120-NLA	NLA - Spring	1	1
5	B,I	1036123	Spring, Leaf	1	1
6	G	40120X001	Screw, Phillips Pan Head (#8-32 x 3/8")	1	2
7		1070168	Plug, Push, Footplate	1	1

NOTE: A - Standard Aluminum (1650)
 B - Extra Large Aluminum (1350)
 C - Deluxe Aluminum (1450)
 D - PH904A
 E - PHAL4A
 F - Two per side
 G - Deluxe takes one
 H - Part #1023804 is no longer available as a service part individually. See category titled "Front Rigging Reference Chart" and order part #1023924 or 1023925 Pivot/Slide Tube and Footplate Assembly (Deluxe Aluminum - 1450) as a replacement.
 I - Use one or more leaf springs per assembly as required such that footplate may be moved by hand to the up-right position and remain in place.

AT5543 Adjustable Angle Footplate Assemblies PHW93

Heel Loops are not included. See footrest and legrest accessories.
For complete pivot/slide tube and footplate assemblies, see Front Riggings Reference charts.



AT5543 Adjustable Angle Footplate Assemblies

PHW93

Heel Loops are not included. See footrest and legrest accessories.

For complete pivot/slide tube and footplate assemblies, see Front Riggings Reference charts.

Item Number	Note	Part Number	Description	Quantity Per	
				Package	Assembly
1	A	1113574	Footplate, Adjustable Angle, Extra Large, Black (6-1/4" W x 8" L)	1	1
2		1058517	Clamp, Footplate	1	1
3		1057855	Tube, Pivot and Slide, Straight, Steel, Black (9-7/8" L)	1	1
3		1057856	Tube, Pivot/Slide, Straight, Steel, Black (11-7/8" L)	1	1
4		1048816	Screw, Nylon Adjustment (1/2-13 x 7/8")	1	1
5		1052102	Hinge, Footplate - Right	1	1
5		1052103	Hinge, Footplate - Left	1	1
6		1029545	Screw, Socket Flat Head (1/4-20 x 3/4")	1	2
7		1022831	Screw, Socket Button Head (1/4-20 x 1-7/8")	1	1
8		1025457	Spacer, Coved (1/4 x 3/4 x 11/32")	1	1
9		1026900	Washer (1/4 x 23/32 x 1/16")	1	1
10		1016301	Washer, Nylon (5/16 x 7/8 x 1/8")	1	1
11		1026907	Washer (1/4 x 1/2 x 1/16")	1	1
12		1082686	Nut, Barrel, Hex Head (1/4-20 x 11/16")	1	2
13		1025736	Locknut (1/4-20)	1	1

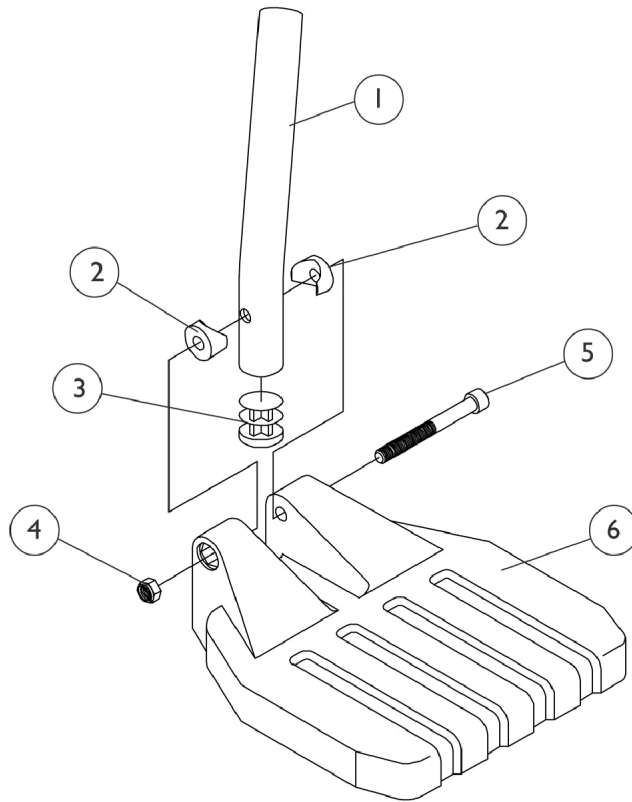
NOTE: A - This footplate was revised 9/2/2008 with rounder corners and accessory holes changed from 8 to 4. Recommended to replace footplate in pairs to match sides.

Pivot/Slide Tube and Composite Footplate

PHW93

NOTE: Heel Loops are not included. See Footrest and Legrest Accessories.

NOTE: For complete pivot slide tube and footplate assemblies, see Front Riggings Reference chart.



Item Number	Note	Part Number	Description	Quantity Per	
				Package	Assembly
1		1057852	Tube, Pivot/Slide, Curved End, Steel, Black (9-7/8")	1	1
2		1025457	Spacer, Coved (1/4 x 3/4 x 11/32")	1	2
3		1027097	Plug Button, Black (3/4")	1	1
4		1025195	Locknut (1/4-20)	1	1
5		60285X006	Screw, Socket Head (1/4-20 x 2-1/4")	1	1
6		1026879	Footplate, Composite, Small, Black (6" W x 6" L)	1	1
6		1026880	Footplate, Composite, Medium, Black (7" W x 6" L)	1	1
6		1026881	Footplate, Composite, Large, Black (8" W x 6" L)	1	1

Footrest and Legrest Accessories

Item Number	Note	Part Number	Description	Quantity Per	
				Package	Assembly
	A,C	1032243	Strap, Calf w/ Hook and Loop (36" L)	1	1
	A,D	1032215	H-Strap (26" L)	1	1
	A,E	1032216	H-Strap (31" L)	1	1
	A,F	1026987	Guard, Impact (8" L)	1	2
	A	See Chart	Heel Loops and Hardware (Not Including AT5543)	1	1
	A	See Chart	Attaching Hardware Part Numbers (All Models)	1	1
	A	See Chart	AT5543 Heel Loops, Heel Loops w/ Ankle Straps and Hardware	1	1
	A	See Chart	Toe Loops and Hardware	1	1
NOTE: A - Not Shown C - 16"-24" Wide D - 16" Wide E - 17"-24" Wide F - For 70 deg. Tapered Footrest.					

Heel Loops and Hardware (Not Including AT5543)

Footplate Type	Chair Width	Heel Loop Single #	Heel Loop Pair #	Heel Loop w/ Ankle Strap Single # Rt.	Heel Loop w/ Ankle Strap Single # Lt.	Heel Loop w/ Ankle Strap Pair #	Attaching Hardware Pair #
Standard Aluminum (1650)	16-20" W	1017621	1035917-NLA	1035919	1035920	1035918	1035907
Deluxe Aluminum (1450)	16-20" W	1017621	1035917-NLA	1035919	1035920	1035918	1086112-NLA
X-Large Aluminum (1350)	16-20" W	1017621	1035917-NLA	1035919	1035920	1035918	1055241
Composite (1651)	16" Wide	1017621	1035917-NLA	1035919	1035920	1035918	1035931
Composite (1651)	17-20" Wide	1017621	1035917-NLA	1035932-NLA	1035933-NLA	1035930	1035931

AT5543 Heel Loops, Heel Loops w/ Ankle Straps and Hardware

Footplate Type	Part Number	Part Number Consists of
AT5543 Adj. Angle	1160723 Kit, Heel Loop w/ Hardware, Adjustable Angle Footplate (Pair)	(2) Heel Loops (4) Spacer (4) Screw, Phillips Pan Head (1/4-20 x 2-1/4") (4) Locknut (1/4-20)

Footrest and Legrest Accessories

AT5543 Heel Loops, Heel Loops w/ Ankle Straps and Hardware

Footplate Type	Part Number	Part Number Consists of
AT5543 Adj. Angle	1160724 Kit, Heel Loop w/ Ankle Strap and Hardware, Adjustable Angle Footplate (Pair)	(2) Heel Loops w/ Ankle Straps (4) Spacer (4) Screw, Phillips Pan Head (1/4-20 x 2-1/4") (4) Locknut (1/4-20)

Footrest and Legrest Accessories

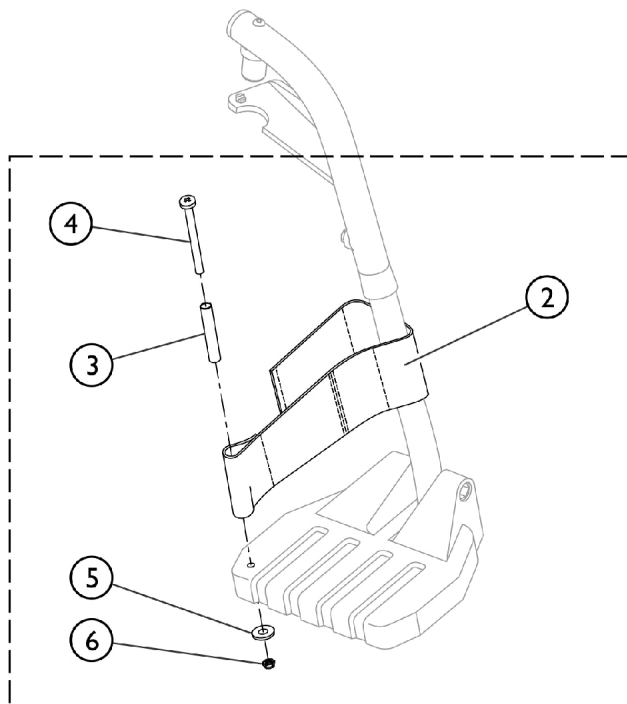
Attaching Hardware Part Numbers (All Models)

Footplate Type	Part Number	Part Number Consists of
Standard Aluminum (1650)	1035907	(2) Screw, Phillips Pan Head (1/4-20 x 2-1/2") (2) Spacer (1/4 x 11/32 x 1-3/4") (2) Locknut (1/4-20)
Deluxe Aluminum (1450)	1086112-NLA	(2) Screw, Phillips Pan Head (1/4-20 x 2-1/2") (2) Spacer (1/4 x 11/32 x 1-3/4") (2) Locknut (1/4-20)
X-Large Aluminum (1350)	1055241	(2) Screw, Phillips Pan Head (1/4-20 x 2-1/4") (2) Spacer (1/4 x 11/32 x 1-3/4") (2) Locknut (1/4-20)
Composite (1651)	1035931	(2) Screw, Phillips Pan Head (1/4-20 x 2-1/4") (2) Spacer (1/4 x 11/32 x 1-3/4") (2) Hex Nut w/ Nylon Cap (1/4-20) (2) Flat Washer (1/4 x 5/8 x 1/16")
AT5543	1035931	(2) Screw, Phillips Pan Head (1/4-20 x 2-1/4") (2) Spacer (1/4 x 11/32 x 1-3/4") (2) Hex Nut w/ Nylon Cap (1/4-20) (2) Flat Washer (1/4 x 5/8 x 1/16")

Toe Loops (1345) and Attaching Hardware

Footplate Type	Toe Loop w/o Hardware Single #	Toe Loop w/o Hardware Pair #	Attaching Hardware Part Number	Attaching Hardware Consists of
1650, 1450, 1350, Footplates	04572X025	1037087	1037089	(4) Screw, PPH (10-32 x 7/8") (4) Washer (1/4 x 3/4 x 3/32") (4) Locknut (10-32)
AT5543 Footplates	04572X025	1037087	1104749	(4) Screw, PPH (10-32 x 1/2") (4) Washer (1/4 x 3/4 x 3/32")

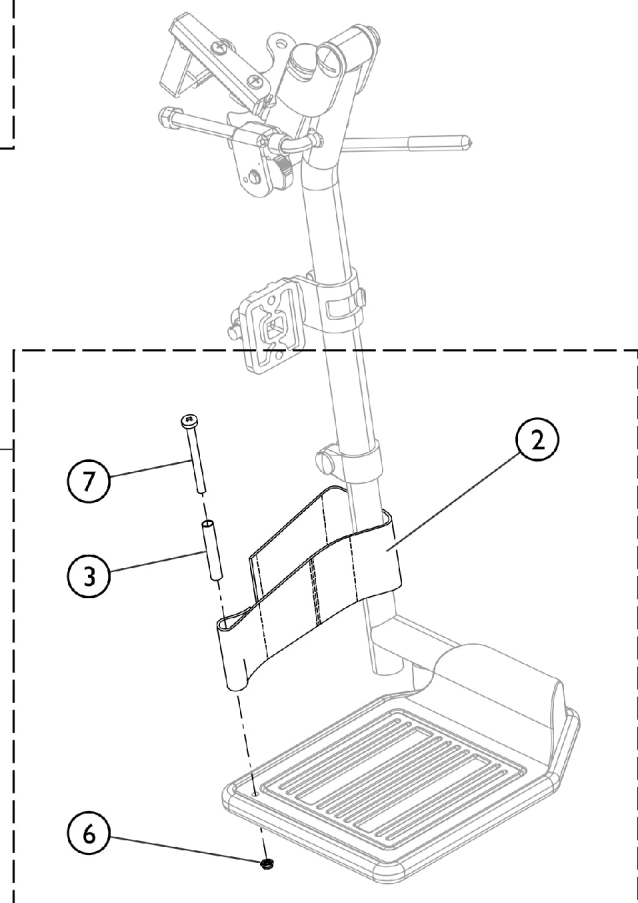
Front Riggings - Adjustable Heel Loops



**I Heel Loop and Hardware for
All Footplate Options
(Except Deluxe 1450)**

**Heel Loop and Hardware
for Deluxe (1450) Footplates**

II



SCM_058A

Front Riggings - Adjustable Heel Loops

Item Number	Note	Part Number	Description	Quantity Per	
				Package	Assembly
1	A	1191117	Kit, Heel Loop, Adjustable w/ Hardware (Pair)	1	1
2			Heel Loop	1	2
3			NLA - Spacer (1/4 x 11/32 x 1-3/4")	1	2
4			NLA - Screw, Phillips Pan Head (1/4-20 x 2-1/4")	1	2
5			Washer, Flat (1/4 x 5/8 x 1/16")	1	2
6			Nut, Hex, Nylon Cap (1/4-20)	1	2
			Instruction Sheet, Adjustable Heel Loop	1	1
11	B	1191116	Kit, Heel Loop, Adjustable w/ Hardware, Deluxe 1450 (Pair)	1	1
2			Heel Loop	1	2
3			NLA - Spacer (1/4 x 11/32 x 1-3/4")	1	2
6			Nut, Hex, Nylon Cap (1/4-20)	1	2
7			NLA - Screw, Phillips Pan Head (1/4-20 x 2-1/2")	1	2
			Instruction Sheet, Adjustable Heel Loop	1	1

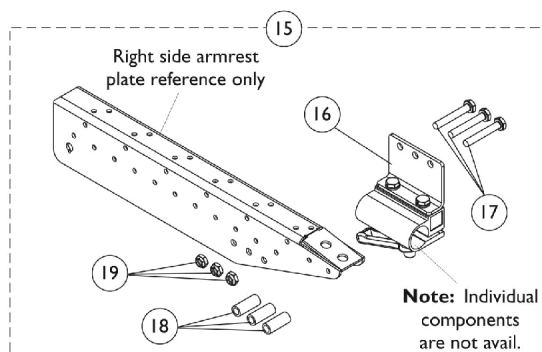
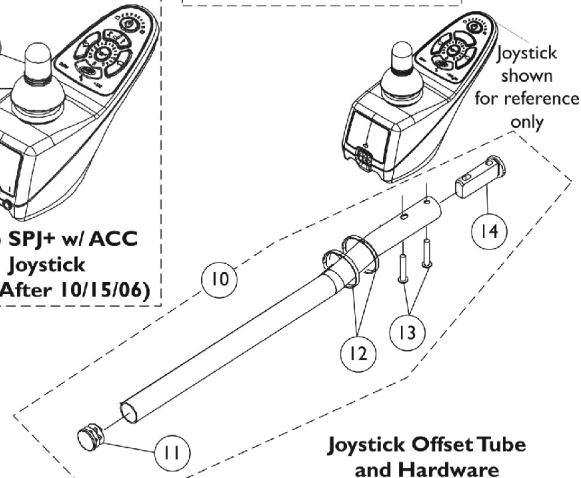
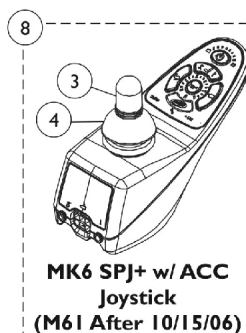
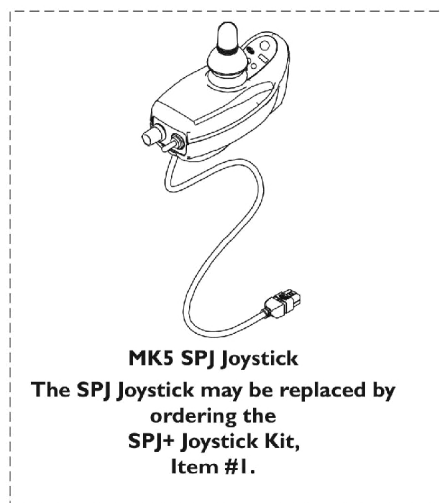
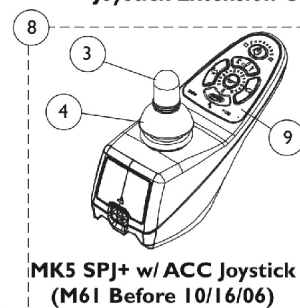
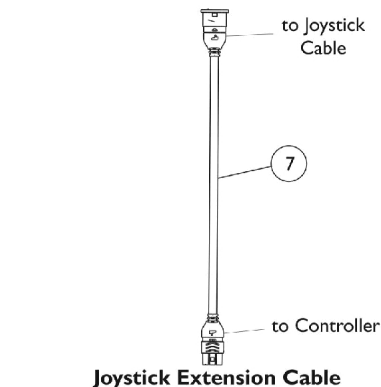
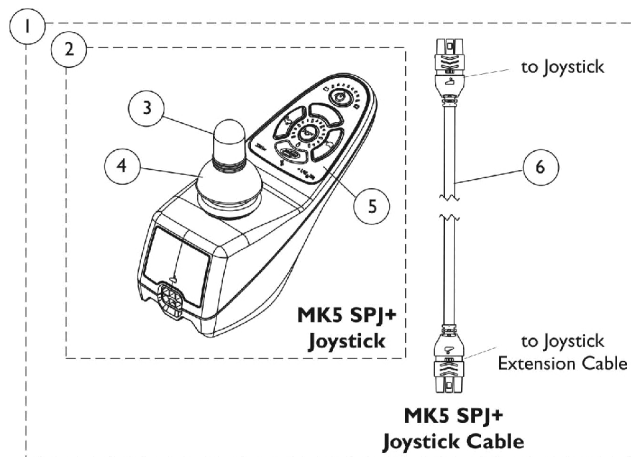
NOTE: A - Kit includes items 2 - 6. Used with all Footplates except Deluxe (1450).
 B - Kit includes items 2, 3, 6, and item 7. Used with Deluxe (1450) Footplates only.

Electronics - MK5 SPJ/SPJ+/ACC and MK6i SPJ+ ACC

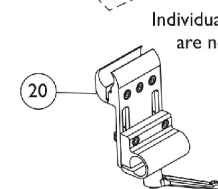
Joysticks and Mounting Hardware

The SPJ+ Joystick plus Cable Kit replaces the SPJ Joystick after 10/31/07.

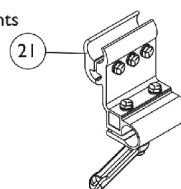
Note: For Joystick & Hardware used on the M51 w/ Formula CG Tilt, refer to MK6i parts catalog Form # 06-110.



Van Seat Joystick Offset Tube Mounting Hardware



ASBA Seat, Adjustable Height Joystick Offset Tube Clamp Assembly



ASBA Seat, Fixed Height Joystick Offset Tube Clamp Assembly

Electronics - MK5 SPJ/SPJ+/ACC and MK6i SPJ+ ACC

Joysticks and Mounting Hardware

The SPJ+ Joystick plus Cable Kit replaces the SPJ Joystick after 10/31/07.

Note: For Joystick & Hardware used on the M51 w/ Formula CG Tilt, refer to MK6i parts catalog Form # 06-110.

Item Number	Note	Part Number	Description	Quantity Per	
				Package	Assembly
1	A,B,J,O	1153650	Kit, SPJ+ Joystick w/ Cable	1	1
2			Joystick, SPJ+	1	1
3			Knob, Joystick Rubber, Black	1	1
4			Skirt, Joystick Rubber, Black	1	1
5			NLA - Overlay, SPJ+ Joystick	1	1
6			Cable, Joystick SPJ+	1	1
7		1116404	Cable, Joystick Extension	1	1
	N,P	See Note-NLA	See Footnote	1	1
8	C,K,K1,L	1127289-NLA	NLA - Joystick, MK5/MK6i SPJ+ w/ ACC	1	1
8	C,O	1136938	Joystick, MK6i SPJ+ with ACC (SPJAPM)	1	1
8	C,O	1136938E	WARR RPLMT - Joystick, MK6i SPJ+ with ACC (SPJAPM)	1	1
3	J	1040217	Knob, Joystick Rubber, Black	1	1
4		1040218	Skirt, Joystick Rubber, Black	1	1
5		1165094	Kit, Overlay, SPJ+ Joystick (MK5/MK6)	1	1
			NLA - Overlay, SPJ+ Joystick	1	1
			Instruction Sheet, MK5/MK6 Overlay	1	1
6		1127293	Cable, Joystick SPJ+	1	1
7		1116404	Cable, Joystick Extension	1	1
8	G	1127289-NLA	NLA - Joystick, MK5/MK6i SPJ+ w/ ACC	1	1
8		1136938	Joystick, MK6i SPJ+ with ACC (SPJAPM)	1	1
9		1165093	NLA - Kit, Overlay, SPJ+ w/ ACC Joystick, MK5/MK6	1	1
			Overlay, SPJ+ w/ACC Joystick	1	1
			Instruction Sheet, MK5/MK6 Overlay	1	1
10		1161733	Kit, 2" Offset Joystick Tube w/ Hardware	1	1
11			Plug Button, Black (7/8")	1	1
12	E		Tie Wrap (11-1/2" L)	1	2
13			Screw, Phillips Pan Head (#10-32 x 1-1/8")	1	2
13			Screw, Phillips Pan Head (M5 x .8 x 30mm)	1	2
14			Spacer, Joystick Tube, Black	1	1
			Tube, Joystick Offset (2")	1	1
10		1093069	Kit, 1/2" Offset Joystick Tube with Hardware	1	1
11		1130582	Package, Plug Button, Black (7/8")	10	1
12	H	1095502-NLA	NLA - Package, Tie Wrap (11-1/2" L)	10	1
13		1025714	Screw, Phillips Pan Head (#10-32 x 1-1/8")	1	2
14		1093063	Spacer, Joystick Tube, Black	1	1
15		1115000	Kit, Joystick Tube Mounting Hardware - Captain Seat	1	1
16		1105049	Clamp Assembly, Fixed Height, Captain/ Van Seat	1	1

Electronics - MK5 SPJ/SPJ+/ACC and MK6i SPJ+ ACC Joysticks and Mounting Hardware

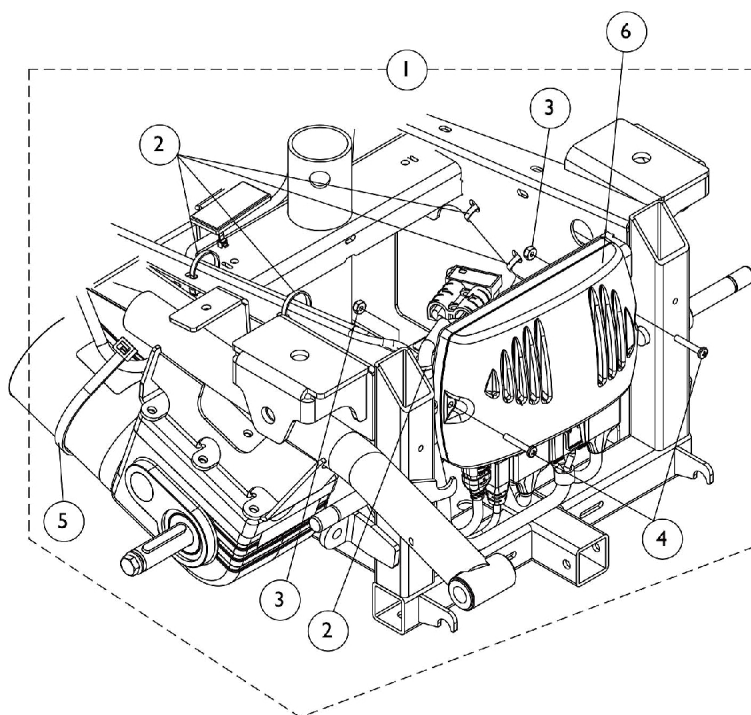
The SPJ+ Joystick plus Cable Kit replaces the SPJ Joystick after 10/31/07.

Note: For Joystick & Hardware used on the M51 w/ Formula CG Tilt, refer to MK6i parts catalog Form # 06-110.

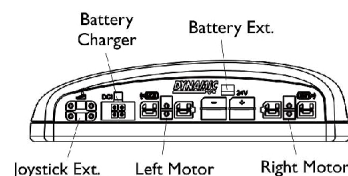
Item Number	Note	Part Number	Description	Quantity Per	
				Package	Assembly
17		1037610	Screw, Hex Head (1/4-20 x 1-5/8")	1	3
18		1087219	Spacer (1/4 x 3/8 x 1")	1	3
19		1025195	Locknut (1/4-20)	1	3
20	I	1139422	Clamp, Height Adjustable Joystick Tube (ARM250)	1	1
21		1093071	Clamp, Fixed Height Joystick Tube	1	1
	D	1006270	Extension, Joystick, "T" Style (1560) (4" W x 5-1/2" L)	1	1
	D	1006271	Extension, Joystick, Straight Style (1561) (1/2" W x 5" L)	1	1

NOTE: A - Used on M50 and M51 models.
 B - Includes joystick and items 2 thru 6.
 C - Used on M61 models only.
 D - Not Shown.
 E - Used on chairs with Van Seats. Includes item 11 thru 14. Kit contains Standard (#10-32) and Metric (M5) screws. Customer selects the screw that applies to their application.
 G - Used on SPJ+ w/ ACC only.
 H - Used on chairs with A.S.B.A. seats. Includes items 6 thru 10.
 I - Introduced as an option (ARM250) and can be used to replace a Fixed Height Joystick Clamp.
 J - SPJ+ joystick was introduced to the M51 models on 8/16/05.
 K - MK5 SPJ+ w/ ACC Before 10/16/06 did not contain phono ports. After 10/15/06 part # 1127289 Joystick was revised to function MK5 and MK6i applications. Phono ports were added and the Decal Overlay was revised to say MK6i SPJ+ w/ACC.
 K1 - The revised MK5/MK6i SPJ+ w/ACC Joystick is backward compatible for chairs manufactured before 10/16/06 equipped with MK5 electronics.
 L - Includes Joystick and items 2, 3 and 21.
 M - Includes items 16 thru 19.
 N - Used on M51 models Before 8/16/05
 O - Before replacing your joystick, verify with Invacare Technical Service Phone Support first to see if only a Joystick Overlay Kit is needed
 P - MK5 SPJ Joystick part number is no longer available as a service part. Use item #1 1153650 as the replacement.

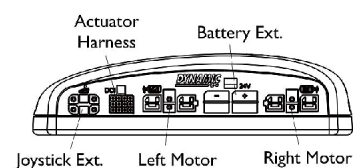
Electronics - MK5 NX Controllers and Battery Chargers



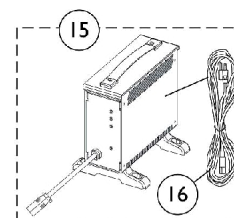
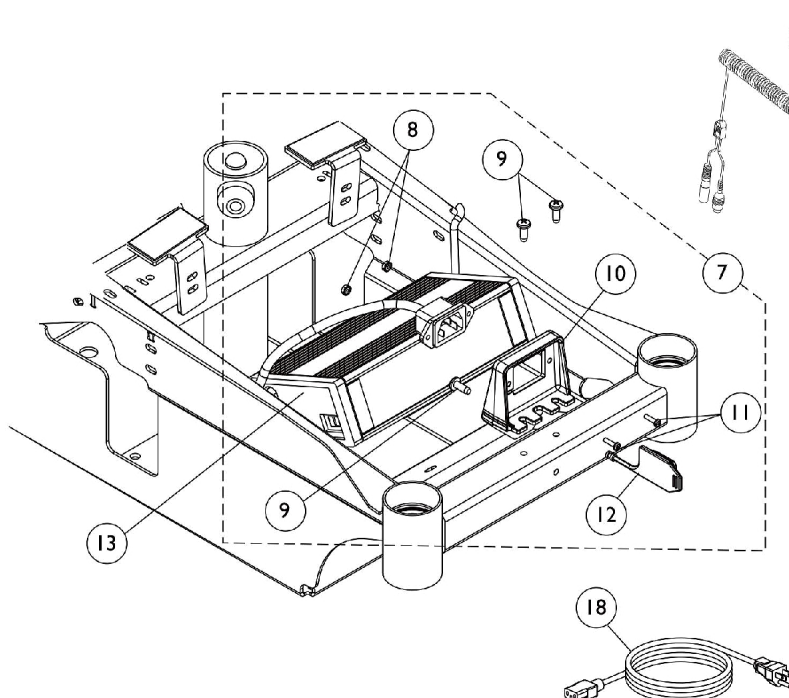
Controller Connections



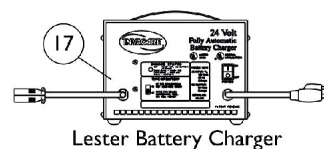
Controller for Non-Elevating Seat



Controller for Elevating Seat



CTE Battery Charger



Lester Battery Charger

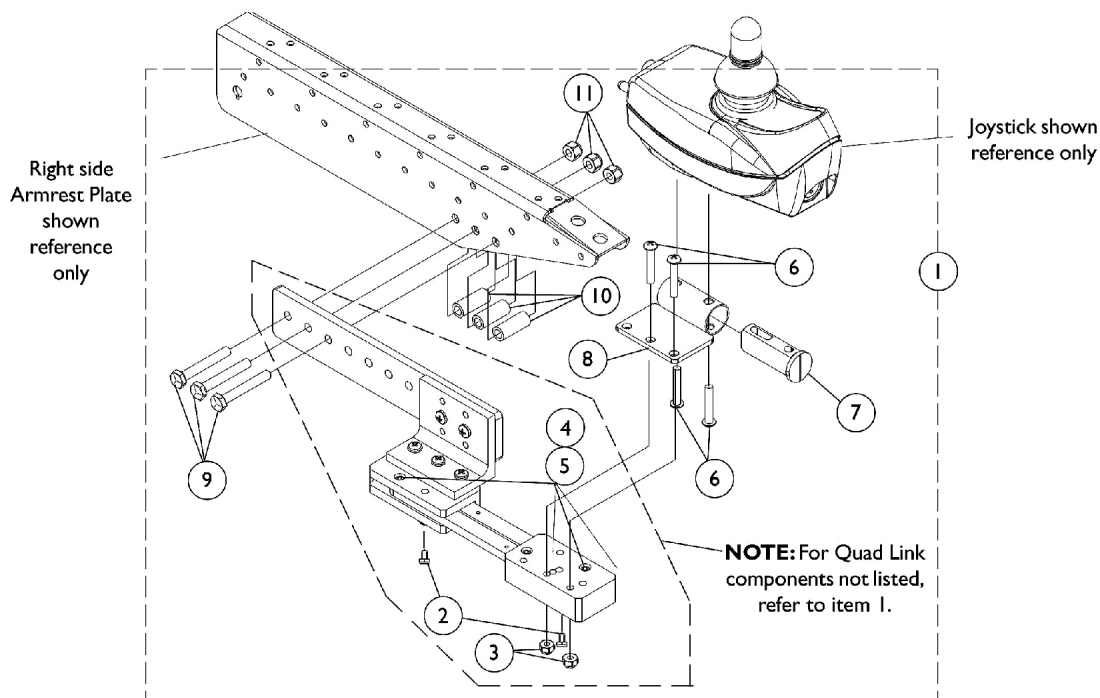
Electronics - MK5 NX Controllers and Battery Chargers

Item Number	Note	Part Number	Description	Quantity Per	
				Package	Assembly
1	A	1127302	Kit, Controller Mounting Hardware	1	1
2			Tie Wrap (5-5/8" L)	1	14
3			Locknut (#8-32)	1	2
4			Screw, Phillips Pan Head (#8-32 x 1")	1	2
5			Tie Wrap (17-1/2" L)	1	2
6	F	1109531-NLA	NLA - Controller, MK5 NX-LP	1	1
6	G	1109530	Controller, MK5 NX	1	1
6	G	1109530E-NLA	NLA - WARR RPLMT - Controller, MK5 NX	1	1
6	H,J,J1	1127270	Controller, MK5 NX w/ ACC/ MK660 w/ ACC	1	1
7	B	1127301	Kit, Charger Mounting Hardware	1	1
8			Nut, Hex Keps (#4-40)	1	2
9			Screw, Phillips Pan Head Tap (#10-32 x 1/2")	1	3
10			Bracket, Charger Connector, Black	1	1
11			Screw, Phillips Pan Head (#4-40 x 7/16")	1	2
12			Cover, Connector	1	1
13	I	1118923	Charger, Battery with Power Cord 3 Amp, On-Board	1	1
13	I	1118923E-NLA	NLA - WARR RPLMT - Charger, Battery w/ Power Cord 3 Amp, On-Board	1	1
14		1109091-NLA	NLA - Programmer, Remote	1	1
15	C,D	1123249	Charger, Battery, 8 Amp. 115vac (Off Board) Single Mode Round Plug w/ AC Power Line Cord	1	1
15	C,D	1123249E-NLA	NLA - WARR RPLMT - Charger, Battery, 8 Amp, 115VAC (Off Board) Single Mode Round Plug w/ AC Power Line Cord	1	1
16	K	1089627-NLA	NLA - Cord, AC Power, 115VAC, 2 Prong Off-Board (11' 6" L)	1	1
16		1121086	Cord, AC Power, 115VAC, 3 Prong On-Board (6' 6-1/2" L)	1	1
17	E,L	1053161-NLA	NLA - Charger, Battery, 8 Amp, 115vac, Off Board Dual Mode Round Plug, Lester	1	1
18		1121086	Cord, AC Power, 115VAC, 3 Prong On-Board (6' 6-1/2" L)	1	1

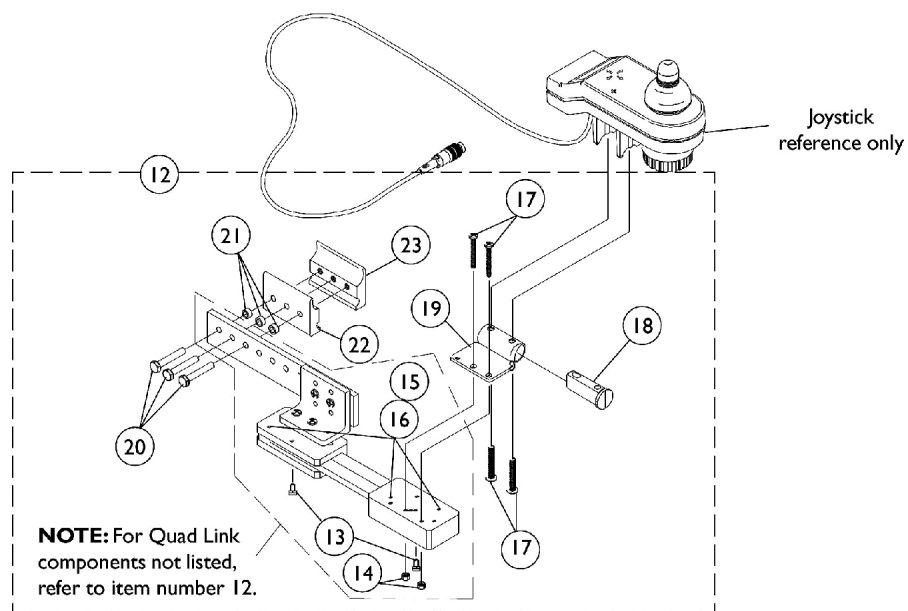
NOTE: A - Includes items 2-5, does not include controller
 B - Includes items 8-12
 C - Used on Gel Cell or AGM (Absorbed Glass Mat) batteries. For wet cell batteries refer to the Lester 8 amp charger
 D - Includes item 16, AC power cord
 E - Used on Wet Cell batteries
 F - Used on M50 models
 G - Used on M51 models
 H - Used on M61 models
 I - On Board charger is included as a standard feature.
 J - After 10/8/06 the MK5 NX w/ ACC controller was revised to function as a MK660 w/ ACC or MK5 NX w/ ACC controller. The part # did not change and the label was revised to only show MK660 w/ ACC.
 J1 - Revised controller is backward compatible with MK5 Driver Controls manufactured Before 10/9/06. Controllers in the field that show the MK5 NX w/ ACC label and serial # dated Before 10/9/06 will not have revised software to work with MK6i Driver Controls.
 K - No longer available as a service part. Please use 1121086 as its replacement.
 L - Use Battery Charger part number 1123249 as a replacement.

Electronics - Quad Link Assembly

Before 4/07/06



Semi Recline Van Seat and Office Style Van Seat



ASBA Seat

Electronics - Quad Link Assembly

Before 4/07/06

Item Number	Note	Part Number	Description	Quantity Per	
				Package	Assembly
1	A	1119215-NLA	NLA - Kit, Quad Link Assembly - Right For Van Seats	1	1
2			NLA - Ball Plunger Assembly with Lock Washer	2	1
3			Locknut (#10-32)	1	2
4			NLA - Screw, Cap, Socket Head (#10-32 x 1/2")	1	4
5			NLA - Bushing, Bronze (3/16 x 1/4 x 1/4")	1	4
6			Screw, Phillips Pan Head (#10-32 x 1-1/8")	1	4
7			Spacer, Joystick Tube, Black	1	1
8			NLA - Stud Plate, Quad Link	1	1
9			NLA - Screw, Hex Head (1/4-20 x 1-3/4")	1	3
10			Spacer (1/4 x 3/8 x 1")	1	3
11			Locknut (1/4-20)	1	3
1	A	1119216-NLA	NLA - Kit, Quad Link Assembly - Left For Van Seats	1	1
2			NLA - Ball Plunger Assembly with Lock Washer	2	1
3			Locknut (#10-32)	1	2
4			NLA - Screw, Cap, Socket Head (#10-32 x 1/2")	1	4
5			NLA - Bushing, Bronze (3/16 x 1/4 x 1/4")	1	4
6			Screw, Phillips Pan Head (#10-32 x 1-1/8")	1	4
7			Spacer, Joystick Tube, Black	1	1
8			NLA - Stud Plate, Quad Link	1	1
9			NLA - Screw, Hex Head (1/4-20 x 1-3/4")	1	3
10			Spacer (1/4 x 3/8 x 1")	1	3
11			Locknut (1/4-20)	1	3
12	B	1052402-NLA	NLA - Kit, Quad Link Assembly - Right	1	1
13			NLA - Ball Plunger Assembly with Lock Washer	2	1
14			Locknut (#10-32)	1	2
15			NLA - Screw, Cap, Socket Head (#10-32 x 1/2")	1	4
16			NLA - Bushing, Bronze (3/16 x 1/4 x 1/4")	1	4
17			Screw, Phillips Pan Head (#10-32 x 1-1/8")	1	4
18			Spacer, Joystick Tube, Black	1	1
19			NLA - Stud Plate, Quad Link	1	1
20			Screw, Hex Head (1/4-20 x 1-1/2")	1	3
21			NLA - Spacer (1/4 x 3/8 x 3/16")	1	3
22			Half Clamp, Non-Threaded Holes	1	1
23			NLA - Half Clamp, Threaded Holes	1	1
12	B	1115372-NLA	NLA - Kit, Quad Link Assembly - Left	1	1
13			NLA - Ball Plunger Assembly with Lock Washer	2	1
14			Locknut (#10-32)	1	2
15			NLA - Screw, Cap, Socket Head (#10-32 x 1/2")	1	4
16			NLA - Bushing, Bronze (3/16 x 1/4 x 1/4")	1	4
17			Screw, Phillips Pan Head (#10-32 x 1-1/8")	1	4
18			Spacer, Joystick Tube, Black	1	1

Electronics - Quad Link Assembly

Before 4/07/06

Item Number	Note	Part Number	Description	Quantity Per	
				Package	Assembly
19			NLA - Stud Plate, Quad Link	1	1
20			Screw, Hex Head (1/4-20 x 1-1/2")	1	3
21			NLA - Spacer (1/4 x 3/8 x 3/16")	1	3
22			Half Clamp, Non-Threaded Holes	1	1
23			NLA - Half Clamp, Threaded Holes	1	1
NOTE: A - Used on Semi Recline and Office Style Van Seats. Includes items 2-11. B - Used on ASBA Seats. Includes items 13-23.					

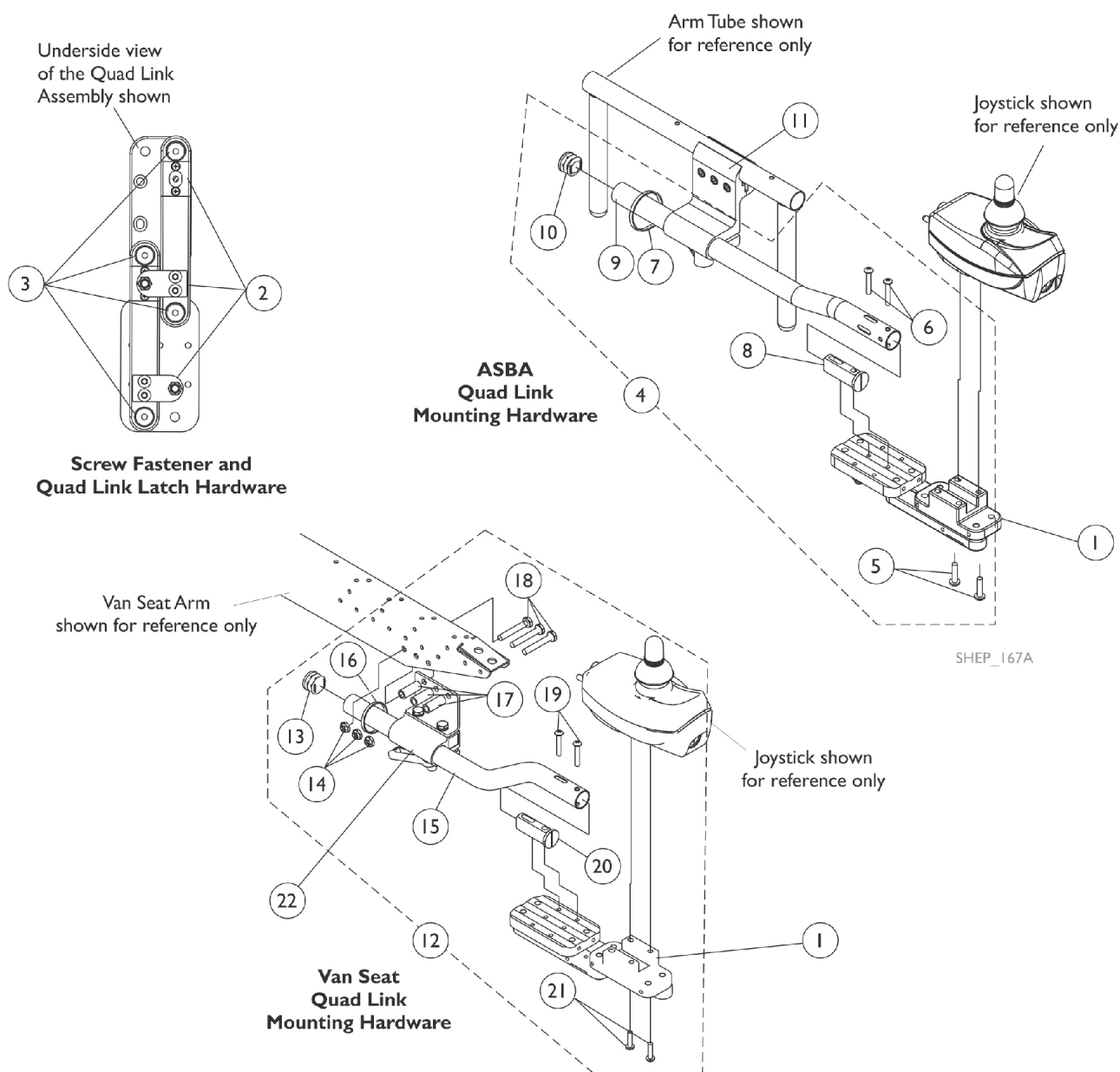
Quad Link Assembly (QL)

After 4/06/06

When converting an old style Quad Link that attaches to a mounting plate or (a Flex or Touch Pad Joystick Tube) is currently on the chair then order the following for:

- a) ASBA Seat; Quad Link Mtg. Hdwr. (item 4), Quad Link (item 1) & Ht. Adj. Joystick Tube Clamp (item 11)
- b) Van Seat; Quad Link Mtg. Hdwr. (item 12), Quad Link (item 1) & Joystick Tube Clamp (item 22)

NOTE: Substitute (item 4 & 12) with 2 ea. of the PPH Screws (item 5) when an offset joystick tube is currently on the chair.



Quad Link Assembly (QL)

After 4/06/06

When converting an old style Quad Link that attaches to a mounting plate or (a Flex or Touch Pad Joystick Tube) is currently on the chair then order the following for:

a) ASBA Seat; Quad Link Mtg. Hdw. (item 4), Quad Link (item 1) & Ht. Adj. Joystick Tube Clamp (item 11)

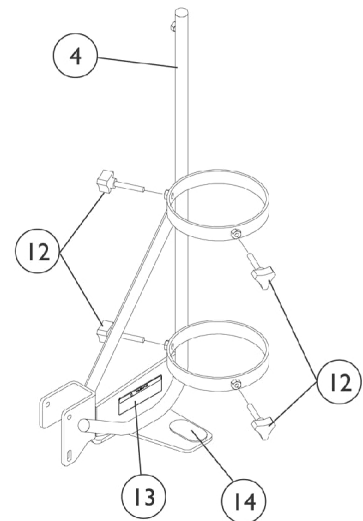
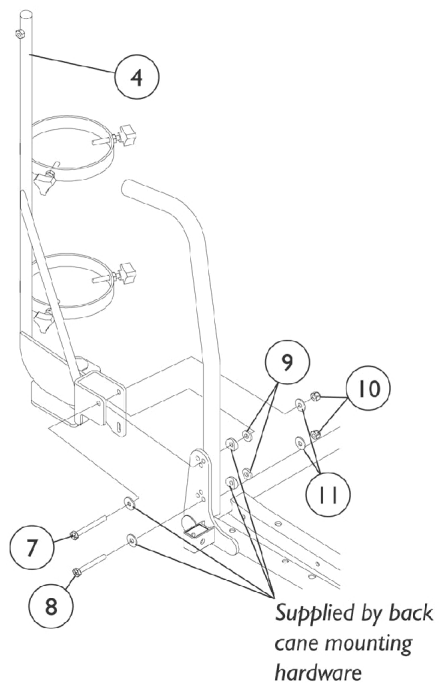
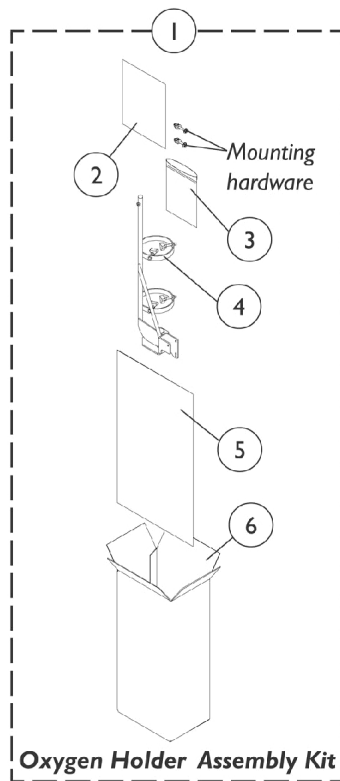
b) Van Seat; Quad Link Mtg. Hdw. (item 12), Quad Link (item 1) & Joystick Tube Clamp (item 22)

NOTE: Substitute (item 4 & 12) with 2 ea. of the PPH Screws (item 5) when an offset joystick tube is currently on the chair.

Item Number	Note	Part Number	Description	Quantity Per	
				Package	Assembly
1		1140898	Quad Link (QL) with Instruction Sheet - Right	1	1
1		1140899	Quad Link (QL) with Instruction Sheet - Left	1	1
2	A	1140425	Kit, Quad Link Latch Hardware	1	1
3	B	1140424-NLA	NLA - Kit, Quad Link Screw Fastener Hardware	1	1
4	C	1142937	Kit, ASBA/ADJASBA Quad Link Mounting Hardware	1	1
5			Screw, Phillips Pan Head w/ Patch (#10-32 x 3/4")	1	2
6			Screw, Phillips Pan Head (#10-32 x 1-1/8")	1	2
7			Tie Wrap (11-1/2" L)	1	1
8			Spacer, Joystick Tube, Black	1	1
9			Tube, Joystick Offset (2")	1	1
10			Plug Button, Black (7/8")	1	1
5		1105414	Screw, Phillips Pan Head w/ Patch (#10-32 x 3/4")	1	2
11		1093071	Clamp, Fixed Height Joystick Tube	1	1
12	D,F,F1	1143042	Kit, Quad Link Mounting Hardware - Van Seat	1	1
13			Plug Button, Black (7/8")	1	1
14			Locknut (1/4-20)	1	3
15			Tube, Joystick Offset (2")	1	1
16			Tie Wrap (11-1/2" L)	1	1
17			Spacer (1/4 x 3/8 x 1")	1	3
18			Screw, Hex Head (1/4-20 x 1-5/8")	1	3
19			Screw, Phillips Pan Head (#10-32 x 1-1/8")	1	2
20			Spacer, Joystick Tube, Black	1	1
21			Screw, Phillips Pan Head w/ Patch (#10-32 x 3/4")	1	2
22		1139681	Clamp Assembly, Fixed Height, Captain/ Van Seat	1	1
	E	1134844	Instruction Sheet, Quad Link	1	1
NOTE: A - Latch Kit includes 4 ea. Button Head Cap Screws (10-32 x 3/8"), 2 ea. Latch Spring Assembly, 4 ea. Phillips Flat C'Sunk Head Screws, 2 ea. Spring Catch Plates, 2 ea. Socket Head Set Screws (10-32 x 3/8") B - Screw Fastener Kit includes 4 ea. Socket Head Shoulder Screws (3/8 x 3/8"), 2 ea. Socket Head Cap Screws (1/4-20 x 3/8"), 2 ea. Socket Head Set Screws (1/4-20 x 1/2"), 4 ea. Socket Head Set Screws (10-32 x 1/8") C - Includes items 5-10. D - Includes items 13-21. E - Not Shown F - If Quad Link is to be mounted on chairs w/ van seats built Before 4/07/06, then a new Upper Arm Asbly. (adj. height) or complete Fixed Height Arm Asbly. must be ordered as well. See van seat arms category. F1 - The new Arm Pads have 3 additional holes drilled in the armrest plate so that the quad link can be properly mounted.					

Oxygen Holder Assembly

ASBA Seat Before 4/28/08



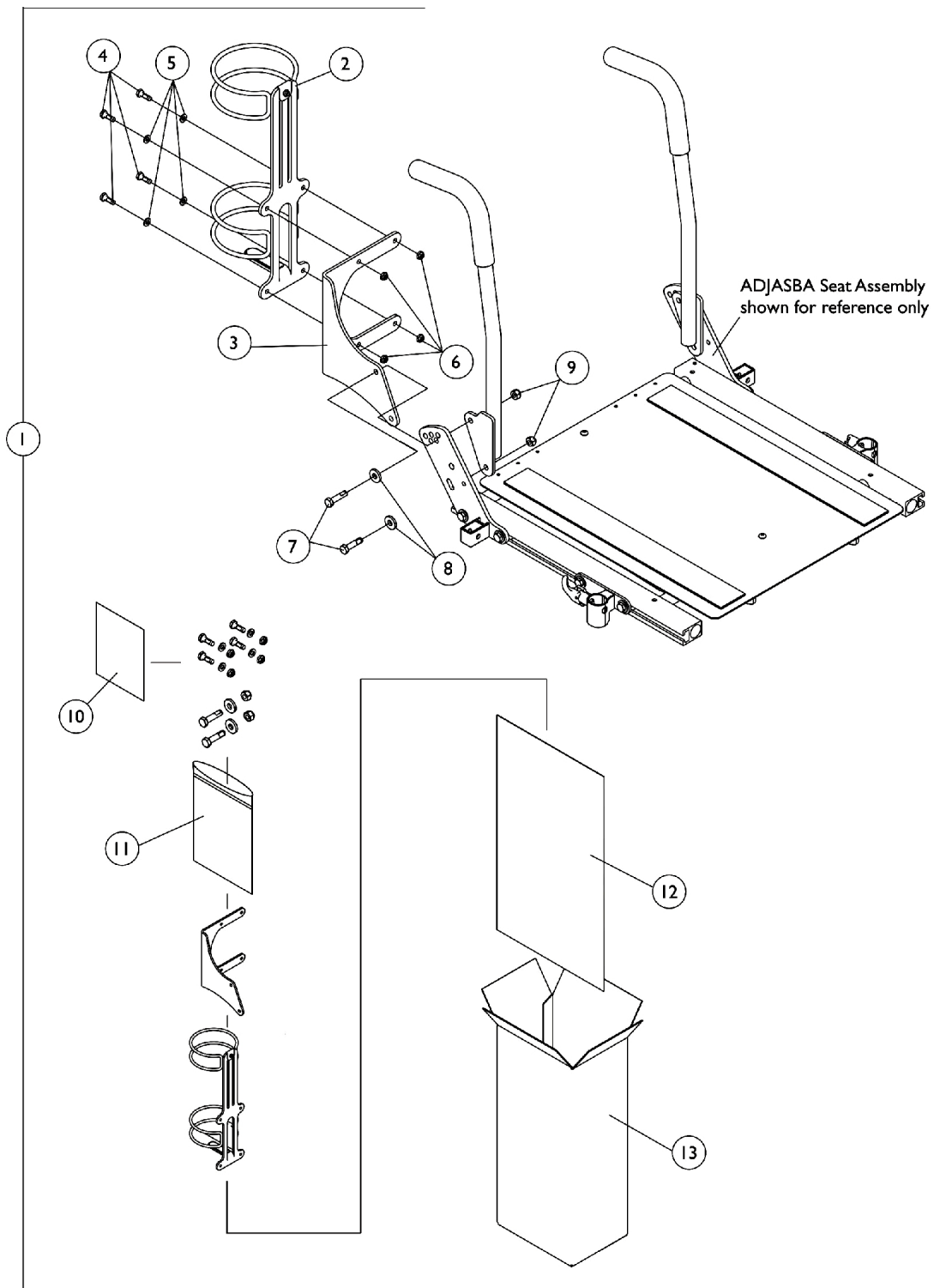
Oxygen Holder Assembly

ASBA Seat Before 4/28/08

Item Number	Note	Part Number	Description	Quantity Per	
				Package	Assembly
1	A	1098857-NLA	NLA - Oxygen Holder Assembly Kit	1	1
2	B	1098333-NLA	NLA - Instruction Sheet, Oxygen Holder	1	1
3		1021148-NLA	NLA - Bag, Poly Zip-Lip (8-3/4" L x 6" W)	1	1
4		See Item 1	Oxygen Holder	1	1
5		1021866-NLA	NLA - Bag, Poly (26" L x 15" W)	1	1
6		1097276-NLA	NLA - Carton, Shipper	1	1
7		1096839-NLA	NLA - Screw, Hex Head (1/4-20 x 2-1/4")	1	1
8		1096838-NLA	NLA - Screw, Hex Head (1/4-20 x 2")	1	1
9		1018739	Washer (1/4 x 5/8 x 3/32")	1	2
10		1025736	Locknut (1/4-20)	1	2
11		1026900	Washer (1/4 x 23/32 x 1/16")	1	2
12		1027684	Knob, Clamping, Black	1	4
13		1080866	Decal, Oxygen Warning - English	1	1
14		1072002-NLA	NLA - Pad, Non Skid	1	1
NOTE: A - Includes items 2-6 and 7-11 B - Item is no longer available from the Invacare Service Parts Department. Refer to the Invacare Website under "Product Literature Search". Enter the part number in the "Keywords" field and download a free PDF version copy.					

Oxygen Holder Assembly

ADJASBA Seats After 4/29/08

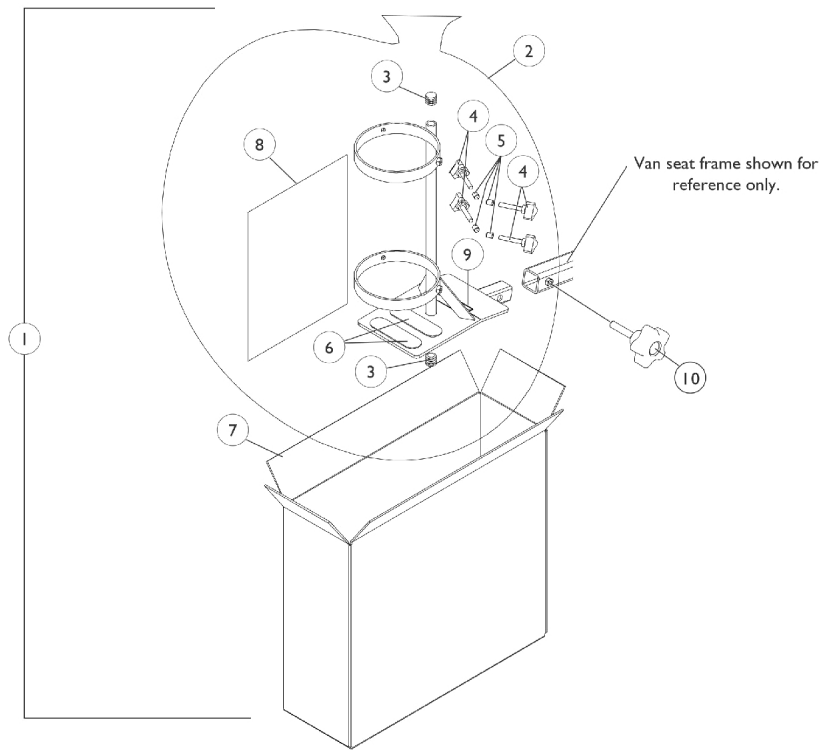


Oxygen Holder Assembly ADJASBA Seats After 4/29/08

Item Number	Note	Part Number	Description	Quantity Per	
				Package	Assembly
1	A	1135504	Kit, Oxygen Holder Assembly For ADJASBA Seats	1	1
2			Holder, Oxygen	1	1
3			Bracket, Oxygen Holder (ASBA and ADJASBA Seats)	1	1
4			Screw, Hex Head w/ Patch (1/4-20 x 3/4")	1	4
5			Washer (1/4 x 1/2 x 1/16")	1	4
6			Locknut (1/4-20)	1	4
7			Screw, Hex Head w/ Patch (5/16-18 x 1-1/4")	1	2
8			Washer, Flat (21/64 x 53/64 x 7/64")	1	2
9			Locknut (5/16-18)	1	2
10			Instruction Sheet, Oxygen Holder For ADJASBA Seats	1	1
11			NLA - Bag, Poly Zip-Lip (8-3/4" L x 6" W)	1	1
12			NLA - Bag, Poly (26" L x 15" W)	1	1
13			NLA - Carton, Shipper	1	1
NOTE: A - Includes items 2-13					

Oxygen Holder Assembly

Fold Down Medium Back Van Seat

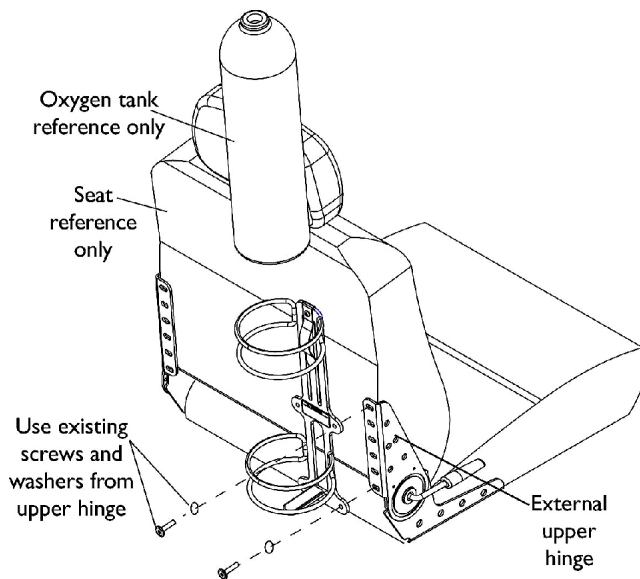


Item Number	Note	Part Number	Description	Quantity Per	
				Package	Assembly
1	A	1091409	Oxygen Holder Assembly	1	1
2		2000454-NLA	NLA - Bag, Poly (39" L x 33" W)	1	1
3		1035614	Plug Button, Black (5/8")	1	2
4		1027684	Knob, Clamping, Black	1	4
5		1086780-NLA	NLA - Package, Protective Cap	10	4
6		1072004	Pad, Non-Skid Adhesive Back	1	2
7		1091304-NLA	NLA - Carton, Shipper	1	1
8		1091305-NLA	NLA - Instruction Sheet, Oxygen Holder	1	1
9		1080866	Decal, Oxygen Warning - English	1	1
9	B	1090093-NLA	NLA - Decal, Oxygen Warning - French Canadian	1	1
9		1092793-NLA	NLA - Decal, Oxygen Warning - Domestic Spanish	1	1
10		1114911-NLA	NLA - Knob, Adjustment, Black (5/16-18 x 1-1/2")	1	1

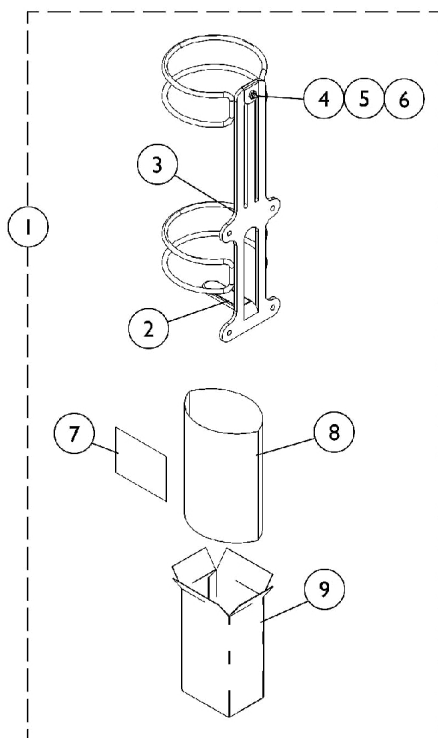
NOTE: A - Includes items 2-9.
B - Tighten knob assembly comes standard on-chair for all models.

Oxygen Holder Assembly

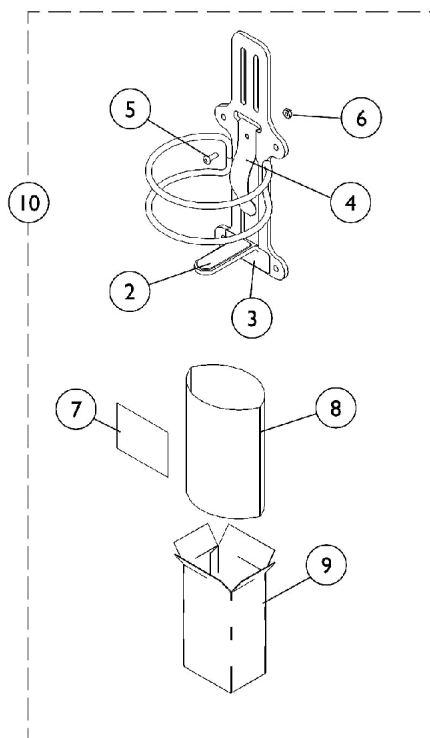
Semi-Recline Van Seat and Office Style Van Seat



Installing on Seat with External Hinge



O2 Holder D or E size tanks



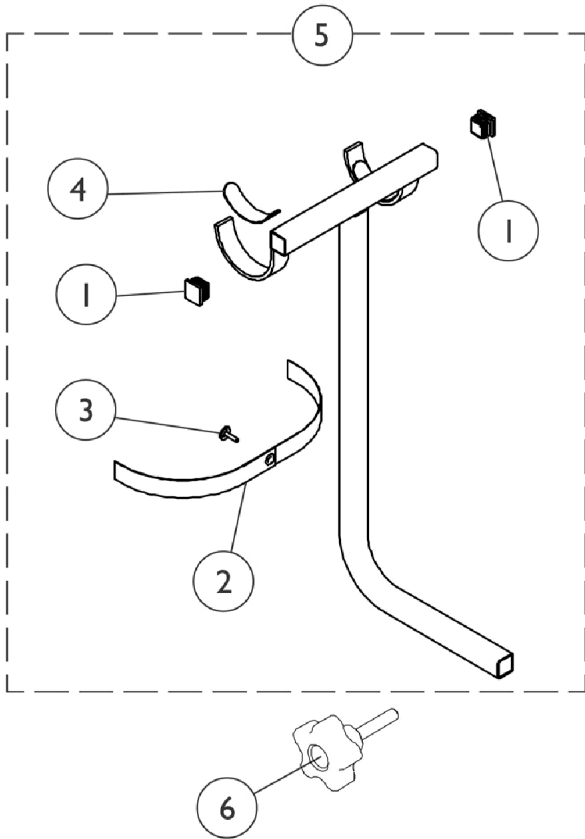
O2 Holder Home Filled Tank (HFO2-ML6)

Oxygen Holder Assembly

Semi-Recline Van Seat and Office Style Van Seat

Item Number	Note	Part Number	Description	Quantity Per	
				Package	Assembly
1	A	1116956	Oxygen Holder Assembly(D or E Tanks)	1	1
2		1116950-NLA	NLA - Pad, Non-Skid	1	1
3		1080866	Decal, Oxygen Warning - English	1	1
4		1116945	Spring, Oxygen Holder	1	1
5		1072319-NLA	NLA - Screw, Socket Button Head (#10-32 x 1/2")	1	1
6		1025735	Locknut (#10-32)	1	1
7	B	1116957-NLA	NLA - Instruction Sheet, Oxygen Holder	1	1
8		1021866-NLA	NLA - Bag, Poly (26" L x 15" W)	1	1
9	A	1063960	Carton	1	1
10		HFO2-ML6	Oxygen Holder Assembly (Home Filled Tank)	1	1
NOTE: A - Includes Oxygen Holder plus items 2-9. For seats with an EXTERNAL (visible) hinge assembly. B - Item is no longer available from the Invacare Service Parts Department. Refer to the Invacare Website under "Product Literature Search". Enter the part number in the "Keywords" field and download a free PDF version copy.					

Walker Holder
Van Seat only after April XX/08



Walker Holder

Van Seat only after April XX/08

Item Number	Note	Part Number	Description	Quantity Per	
				Package	Assembly
1		1055662	Plug Button, Square, Black (1-1/8")	1	2
2		1032222	Strap, Black	1	1
3		1076284	Screw w/ Washer (#10 x 7/8")	1	1
4		1072003-NLA	NLA - Pad, Non-Skid Adhesive Back	1	2
5	A	P770	Walker Holder Assembly	1	1
6		1114911-NLA	NLA - Knob, Adjustment, Black (5/16-18 x 1-1/2")	1	1
	B	2000454-NLA	NLA - Bag, Poly (39" L x 33" W)	1	1
	B,C	1098305-NLA	NLA - Instruction Sheet, Walker Holder	1	1
	B	1061434-NLA	NLA - Carton	1	1
NOTE: A - Adjustment Knob (item 6) comes standard on-chair for all models. B - Not Shown. C - Item is no longer available from the Invacare Service Parts Department. Refer to the Invacare Website under "Product Literature Search". Enter the part number in the "Keywords" field and download a free PDF version copy.					

Power Wheelchair Tool Kit

I



**Multimeter
with Leads**



**Grounding
Wire**



**1" Test
Leads**



**Protractor/Angle
Locator**



**Invacare
Pen Light**



**Invacare
Tape Measure**



**Invacare
Phillips/Flat Head
Screwdriver**



MKIV Programmer



**Virtual Service
Charger Cable**

Power Wheelchair Tool Kit

Item Number	Note	Part Number	Description	Quantity Per	
				Package	Assembly
1		1125222-NLA	NLA - Kit, Power Wheelchair Tool Includes: 1 ea. Multimeter with Leads 1 ea. Locator, Protractor/Angle Magnetic Base 1 ea. Instructions, MKIV Programmer 1 ea. Wire, Grounding with Hand Strap and Clip 1 ea. Leads, 1" Test 1 ea. Light, Pen with Invacare Logo 1 ea. Tape Measure, Compact with Invacare Logo 1 ea. Screwdriver, Pen-Size Phillips/Flat Head 1 ea. Cable, Virtual Service Charger/Modem	1	1

Miscellaneous Accessories

Item Number	Note	Part Number	Description	Quantity Per	
				Package	Assembly
		1114911-NLA	NLA - Knob, Adjustment, Black (5/16-18 x 1-1/2")	1	1
		40176X010-NLA	NLA - Pump, Tire	1	1
		See Chart	#1 Airline Style Positioning Strap	1	1
		See Chart	#1 Auto Style Push Button Positioning Strap	1	1
		See Chart	#1 Hook and Loop Style Positioning Strap	1	1

#1 Auto Style Push Button Positioning Strap

Chair Width	Part Number	Seat/Chest Positioning Strap w/ Auto Style Buckle Length (Eyelet to Eyelet)
16" - 19" Wide	1004310	48" L
20" Wide / 18" Wide Van Seat	1034625	61" L
20" Wide Van Seat	1034622-NLA See Note(s) A	69" L

NOTE: A - For replacement contact The Aftermarket Group (TAG).

#1 Airline Style Positioning Strap

Chair Width	Part Number	Seat/Chest Positioning Strap w/ Airline Style Buckle Length (Eyelet to Eyelet)
20" Wide / 18" Wide Van Seat	1034752-NLA See Note(s) A	61" L
20" Wide Van Seat	1034753-NLA	70" L

NOTE: A - 1034752 Airline Buckle Style is No Longer Available. Use Auto Style part number 1034625 as a replacement.

#1 Hook and Loop Style Positioning Strap

Chair Width	Part Number	Seat/Chest Positioning Strap w/ Hook and Loop Style Buckle Length (Eyelet to Eyelet)
16" - 19" Wide	1034744 See Note(s) A	45" L
20" Wide	1034745 See Note(s) A	61" L

NOTE: A - Not available for Van Seat
Hook and Loop Style Positioning Straps for power chairs used for chest positioning only.

Warranty Replacement Chart

Part Number	Description	QTY per Assembly
1118923E-NLA See Note(s) A	WARR RPLMT - Charger, Battery w/ Power Cord 3 Amp, On-Board	1
1123249E-NLA See Note(s) A	WARR RPLMT - Charger, Battery, 8 Amp. 115vac (Off Board) Single Mode Round Plug w/ AC Power Line Cord, CTE Corp.	1
1109530E-NLA See Note(s) B	WARR RPLMT - Controller, MK5 NX	1
NOTE: A - See "Battery Chargers - Straps & Hardware" Category for additional information. B - See "Electronics - MK5 NX Controllers and Battery Chargers" for additional information		

Invacare Corporation

www.invacare.com



Yes, you can.

One Invacare Way
Elyria, Oh USA
44036-2125
800-333-6900

Technical Support
800-832-4707
Customer Service
800-333-6900

Customer Service
800-333-6900

© 2022 Invacare Corporation. All rights reserved. Republication, duplication or modification in whole or in part is prohibited without prior written permission from Invacare. Trademarks are identified by TM and ®. All trademarks are owned by or licensed to Invacare Corporation or its subsidiaries unless otherwise noted.
(Revised 11/01/22)

Form No. 04-050