

Solara® 2G Spree GT™

Wheelchairs



Yes, you can.

Parts Catalog Usage Guide

The information contained in this document is subject to change without notice. This catalog contains service parts for Form No. 04-049. If you have any questions regarding this catalog, please contact one of our Customer Service Representatives.

For Customer Service Support Call:

1-800-333-6900

For Faxed In Orders Call:

1-800-678-4682 or

1-440-366-0709

For Technical Service Call:

1-800-832-4707

Literature Can Be Found at:

www.invacare.com or

1-800-828-6272

SYMBOL DEFINITION

Throughout this catalog you will notice letters to draw your attention to specific footnotes which are located at the bottom of the page or below specified charts.

Examples:

A,B,C etc. = Special Comments

NOTE: = General information pertaining to that specific page

NLA = No Longer Available

HARDWARE MEASUREMENTS

The measurements for the hardware will be listed as follows:

Screws, Bolts Diameter X Thread Count/Pitch X Length

Washers Inside Diameter X Outside Diameter X Thickness

Spacers Inside Diameter X Outside Diameter X Length

For your convenience, we have supplied an area for you to list your Invacare Representatives.

Name	Phone Numbers

© 2022 Invacare Corporation. Elyria, Ohio. Invacare, Solara, Yes, you can., and the Medallion Design are registered trademarks and GT and Contracture Platform are trademarks of Invacare Corporation.

TABLE of CONTENTS

Description	Page Number
Accessories - Headrest Support Assembly - Matrix Elan MEHSP-10,14	185
Accessories - Headrest Support Assembly - Stealth CP175/CP275/CP180/CP280	183
Accessories - Miscellaneous	188
Accessories - Oxygen Holder	186
Arms - "T" Arm	72
Arms - Adjustable Height	62
Arms - Adjustable Height - Flip Back	64
Arms - Cantilever Bolt On	70
Arms - Cantilever Non-Locking Bolt On	68
Arms - Fixed Height	59
Arms - Flip Back Arm Attaching Hardware	66
Axles - Axle Mtg. Plates & Hdwr - Chairs w/Vent Tray	94
Axles - Axle Mtg. Plates & Hdwr. - Chairs w/o Vent Tray - 12/20/22/24" Wheels & Tilt Foot Pedal Release	91
Axles - Axle Mtg. Plates & Hdwr. - Chairs w/o Vent Tray - 12/20/22/24" Wheels & Tilt Hand Release	88
Axles - Axle Mtg. Plates & Hdwr. - Chairs w/o Vent Tray - 18" Wheels & Tilt Hand Release ..	85
Canes - Back & Attaching Hardware - Adjustable Height	45
Canes - Back & Attaching Hardware - Fixed Back	41
Canes - Back & Attaching Hardware - Fold Down	43
Casters - Front and Mounting Hardware (After 6/29/11)	83
Casters - Front and Mounting Hardware (Before 7/1/11)	81
Forks & Hardware (After 6/29/11)	78

TABLE of CONTENTS

Description	Page Number
Forks & Hardware (Before 7/1/11)	76
Frame Finishes & Touch-Up Paint	6
Frames - Base & Seat (5/22/06 - 11/30/06)	13
Frames - Base & Seat (After 12/01/06)	17
Frames - Base & Seat (Before 5/22/06)	9
Front Riggings - Adjustable Angle Footplate Assemblies - AT5543	159
Front Riggings - Adjustable Heel Loops	172
Front Riggings - Bi-Lateral Contracture Footrest	163
Front Riggings - Contracture Platform Footrest	166
Front Riggings - Footrest Support Assemblies - Lift Off	135
Front Riggings - Footrest Support Assemblies - Swingaway	133
Front Riggings - Hanger Assembly (After 5/21/06)	131
Front Riggings - Hanger Assembly (Before 5/22/06)	129
Front Riggings - Heel Loops & Toe Loops	168
Front Riggings - Legrest Calf Pads & Ratchet Assemblies	146
Front Riggings - Legrest Support Assembly - Articulating - ATL4A	144
Front Riggings - Legrest Support Assembly - Ratchet Style - AT5044 (Before 9/21/05)	137
Front Riggings - Legrest Support Assembly - Wedge Style - AT5044 (After 9/20/05)	139
Front Riggings - Pivot/Slide Tube & 1651 Composite Footplates	149
Front Riggings - Pivot/Slide Tube & A1562 Aluminum Footplates	154
Front Riggings - Pivot/Slide Tube & A1564 Extra Large Aluminum Footplates	157

TABLE of CONTENTS

Description	Page Number
Gear Rack Assembly (12" - 22" W x 12" - 16" D) - Foot Pedal Release	21
Gear Rack Assembly (12" - 22" W x 15" - 22" D) - Foot Pedal Release	24
Handrims & Handrim Hardware	102
Packaging - Literature & Decals	7
Recliner - Low Shear - Retro-Fit Kit w/ Upholstery (14-20" Wide)	49
Recliner - Low Shear - Retro-Fit Kit w/o Upholstery	51
Reclining Back Hardware	47
Rigidizing Bar - Adjustable Back Width - ADJRGD	182
Seat Pans & Hardware	56
Stroller Handle - Adjustable Angle - Inside Mount (After 5/29/08)	180
Stroller Handle - Adjustable Angle - Outside Mount (After 5/29/08)	178
Stroller Handle - Adjustable Angle Rigidizing - AASH (Before 5/30/08)	174
Stroller Handle - Non-Adjustable Rigidizing - 1483	176
Tilt Hardware - Foot Pedal Release - Introduced 1/12/2009	36
Tilt Hardware - Hand Release (After 5/21/06)	32
Tilt Hardware - Hand Release (Before 5/22/06)	27
Tilt Release Assembly - Foot Pedal	39
Upholstery - Reclining Back	54
Ventilator Tray & Battery Box (After 5/21/06)	124
Ventilator Tray & Battery Box (Before 5/22/06)	121
Ventilator Tray Retrofit Kit	127

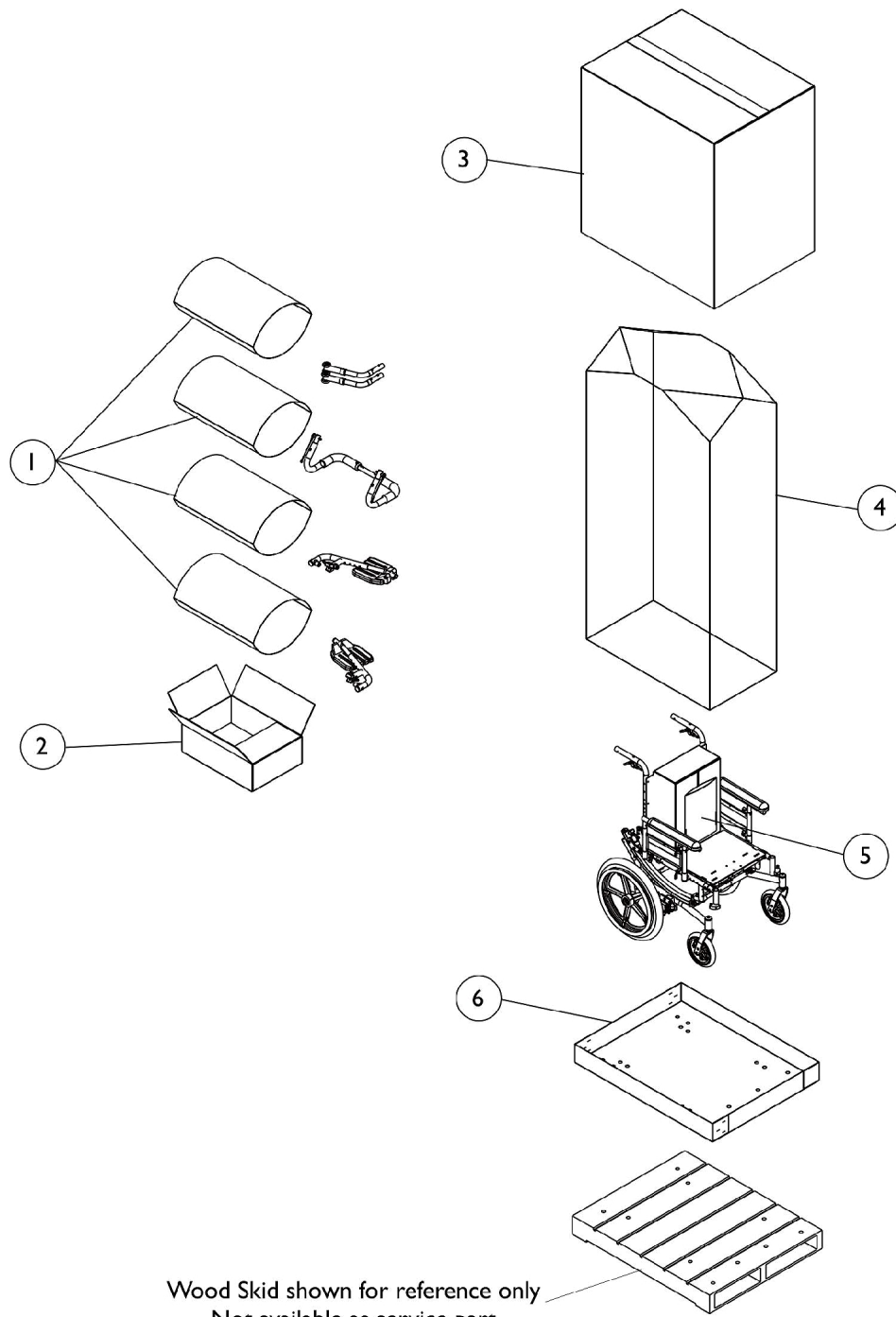
TABLE of CONTENTS

Description	Page Number
Wheel Locks - Hublock Replacement Kits - Attendant - User Hand & Foot Operated (Before 11/01/07)	113
Wheel Locks - Hublock Replacement Kits - Attendant & User Hand Operated (After 10/31/07)	110
Wheel Locks - Hublock Replacement Kits - Attendant Foot Operated (After 10/31/07)	112
Wheel Locks - Hublock Retro-Fit Kits - Attendant & User Hand Operated	115
Wheel Locks - Hublock Retro-Fit Kits - Attendant Foot Operated	118
Wheel Locks & Attaching Hardware - Push/Pull to Lock (After 5/21/06)	107
Wheel Locks & Attaching Hardware - Push/Pull to Lock (Before 5/22/06)	104
Wheels - Rear w/o Handrims - Chairs w/o Hublocks	96
Wheels - Rear w/o Handrims w/ Hublock Hardware - Chairs w/ Hublocks (12" Wheels)	97
Wheels - Rear w/o Handrims w/ Hublock Hardware - Chairs w/ Hublocks (18" - 24" Wheels)	99

Frames Finishes and Touch-Up Paint

Contemporary Color Numbers	Touch-Up Paint (.6 oz.)	Color
115P	1133371-NLA	Black Prism
105P	1101326-NLA	Midnight Blue
60P	1101318-NLA	Silver Metallic
71P	N/A	Silver Vein
24P	1031450-NLA	Wet Black
Too Hot Color Numbers	Touch-Up Paint (.6 oz.)	Color
119P	1133375-NLA	Bubblegum Pink
61P	1046321-NLA	Electric Red
118P	1133374-NLA	Fruit Fusion
120P	1133376-NLA	Grape Madness
58P	N/A	Purple Mountain Majesty
116P	1133372-NLA	Sunkissed Orange
30P	1074167-NLA	Sunny Yellow
117P	1133373-NLA	Tangerine Red
Way Cool Color Numbers	Touch-Up Paint (.6 oz.)	Color
123P	1133379-NLA	Celestial Purple
122P	1133378-NLA	Cosmic Blue
62P	1046320-NLA	Electric Blue
79P	1101316-NLA	Electric Teal
125P	1133381-NLA	Emerald Green
121P	1133377-NLA	Lolly Pop Blue
126P	1133382-NLA	Shamrock Green
127P	1133383-NLA	Grasshopper Green
124P	1133380-NLA	Vivid Violet

Packaging, Literature, and Decals



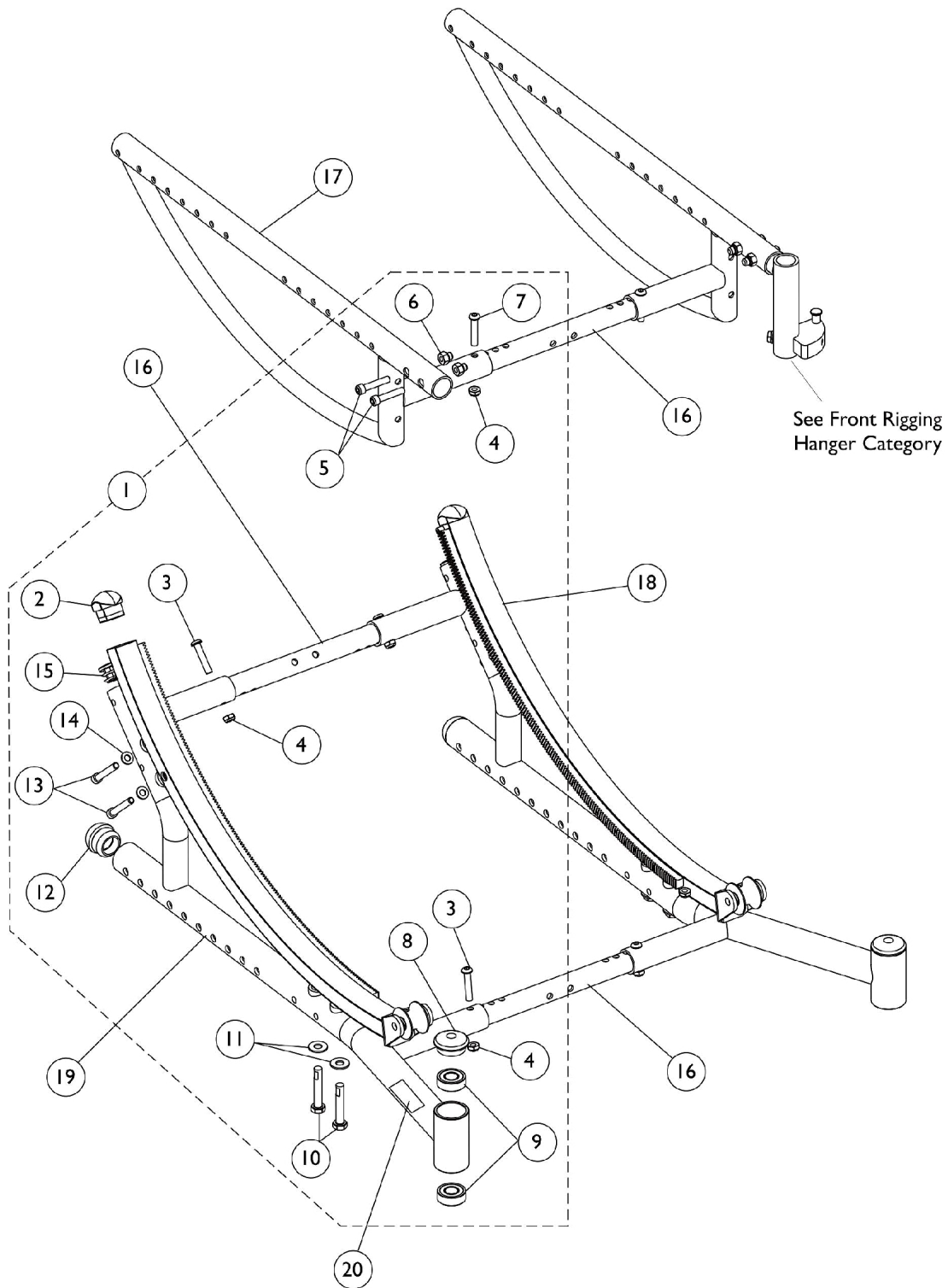
Packaging, Literature, and Decals

Item Number	Note	Part Number	Description	Quantity Per	
				Package	Assembly
1		1021866-NLA	NLA - Bag, Poly (26" L x 15" W)	1	4
2		40131X011-NLA	NLA - Carton, Front Riggings	1	1
3		1030364	Carton, Cover	1	1
4		1015592	Bag, Poly (72" L x 35" W x 19" D)	1	1
5	A	1129471-NLA	NLA - Kit, Literature - Solara/Spree GT	1	1
	H	1125027-NLA	NLA - Owner's Manual, Solara 2G	1	1
	B,H	1130215-NLA	NLA - Service Manual, Hubblock	1	1
	B,C	1118596-NLA	NLA - Kit, Instruction Cards with Attaching Hardware, Transport Ready Option	1	1
6		1030362	Carton, Tray	1	1
	B	1095497	Decal, Invacare Logo (1.6)	1	1
	B	1128856-NLA	NLA - Decal, Model - Solara	1	1
	B	1128857	Decal, Model - Spree GT	1	1
	B,D,F	1128858	Kit, Decals Solara/Spree GT	1	1
	B,E,G	1142081-NLA	NLA - Kit, Decals Solara/Spree GT	1	1
	B,C	1083199-NLA	NLA - Label, Hook Tie-Down	1	1
<p>NOTE: A - Includes Owner's Manual, Warranty Card, and Hook and Loop Fasteners B - Not Shown C - TRRO chairs only D - Includes 2 ea. Angle Tilt (Right and Left), 2 ea. Indicator Tilt, 2 ea. Wheel Position, 1 ea. Patent, and 4 ea. Warning Decals E - Includes 2 ea. Angle Tilt (Right and Left), 2 ea. Wheel Position, 1 ea. Patent, and 4 ea. Warning Decals. F - Chairs built Before 5/22/06 G - Chairs built After 5/21/06 H - Item is no longer available from the Invacare Service Parts Department. Refer to the Invacare Website under "Product Literature Search". Enter the part number in the "Keywords" field and download a free PDF version copy.</p> <p>When adjusting or replacing parts please refer to your Owner's Manual for assistance.</p>					

Base Frame, Seat Frame, and Hardware

Before 5/22/06

Transport Ready Chairs requiring Frames and/or Frame Hardware parts must be returned to Invacare for service.



Base Frame, Seat Frame, and Hardware

Before 5/22/06

Transport Ready Chairs requiring Frames and/or Frame Hardware parts must be returned to Invacare for service.

Item Number	Note	Part Number	Description	Quantity Per	
				Package	Assembly
1	A,B,C, D	1127675-NLA	NLA - Kit, Frame Hardware	1	1
2			Plug Button, Black (1 x 1-1/4")	1	1
3			Screw, Socket Button Head (1/4-28 x 1-1/4")	1	2
4			Locknut (1/4-28)	1	3
5			Screw, Allen Head (1/4-28 x 1-1/4")	1	2
6			Nut, Hex (1/4-28)	1	2
7			Screw, Socket Button Head (1/4-28 x 1-1/2")	1	1
7			Screw, Socket Button Head (1/4-28 x 1-1/4")	1	1
8			Plug Button, Head Tube, Black	1	1
9			Bearing (1/2" I.D. x 1-1/8" O.D.)	1	2
10			NLA - Screw, Hex Head w/Patch (5/16-24 x 1-3/4")	1	2
11			Washer, Steel (5/16 x 3/4 x 1/16")	1	2
12			Plug Button, Dome, Black (1-1/4")	1	1
13			Screw, Socket Head (1/4-28 x 1-3/4")	1	2
14			Washer (1/4 x 1/2 x 1/16")	1	2
15			Plug Button, Black (7/8")	1	1
16	G	See Chart	#16 Kit, Crossbraces with Hardware	1	1
17		See Chart	#17 Seat Frames	1	1
18	E	1127683-NLA	NLA - Gear Rack Assembly with Angle Tilt Decal - Right	1	1
18	E	1127684-NLA	NLA - Gear Rack Assembly with Angle Tilt Decal - Left	1	1
19	F	See Chart	#19 Base Frame Assembly	1	1
20		1128856-NLA	NLA - Decal, Model - Solara	1	1
20		1128857	Decal, Model - Spree GT	1	1

NOTE: A - Includes items 2-15
 B - Items 5 and 6 are used only on Solara chairs with front rigging hangers
 C - Item 7 Screw (1/4-28 x 1-1/2") is used on chairs with drop mounted seat pan
 D - Item 7 Screw (1/4-28 x 1-1/4") is used on chairs with flush mounted seat pan
 E - Includes item 2, Plug Button
 F - Includes items 9, 12, 15, and 20
 G - Kit includes 5 ea. Crossbraces and all attaching hdwr. 3 crossbraces are req'd for Base/Seat Frames, 1 crossbrace is req'd for Tilt Hdwr. and 1 crossbrace is req'd for Axle Mounting Hdwr.

Base Frame, Seat Frame, and Hardware

Before 5/22/06

Transport Ready Chairs requiring Frames and/or Frame Hardware parts must be returned to Invacare for service.

#16 Kit, Crossbraces with Hardware

Seat Width Range 12-16"	Seat Width Range 14-18"	Seat Width Range 16-20"	Seat Width Range 18-22"	Quantity
1127700-NLA See Note(s) A	1127701-NLA See Note(s) A	1127702-NLA See Note(s) A	1127703-NLA See Note(s) B, A	1
N/A	N/A	N/A	1164095	1
N/A	N/A	N/A	1025765	14
N/A	N/A	N/A	1055309	10
N/A	N/A	N/A	1083099	4
NOTE: A - As of 8/9/07, the finish changed from black anodize to flat black. B - See part #'s listed below part #1127703 and order together 1 ea. 1164095 Kit, Crossbrace Tubes, 14 ea. 1025765 Locknuts (1/4-28), 10 ea. 1055309 Screw, SBH (1/4-28 x 1-1/4") and 4 ea. 1083099 Screw, SBH (1/4-28 x 1-1/2") as a replacement.				

#17 Seat Frames

Specify frame finish when ordering

Seat Depth Range	Right	Left
12-16"	8881126326-NLA See Note(s) A	8881126327-NLA See Note(s) A
15-19"	8881127182-NLA See Note(s) A	8881127183-NLA See Note(s) A
18-22"	8881127184-NLA See Note(s) A	8881127185-NLA See Note(s) A
NOTE: A - Specify frame finish when ordering		

Base Frame, Seat Frame, and Hardware

Before 5/22/06

Transport Ready Chairs requiring Frames and/or Frame Hardware parts must be returned to Invacare for service.

#19 Base Frame Assembly

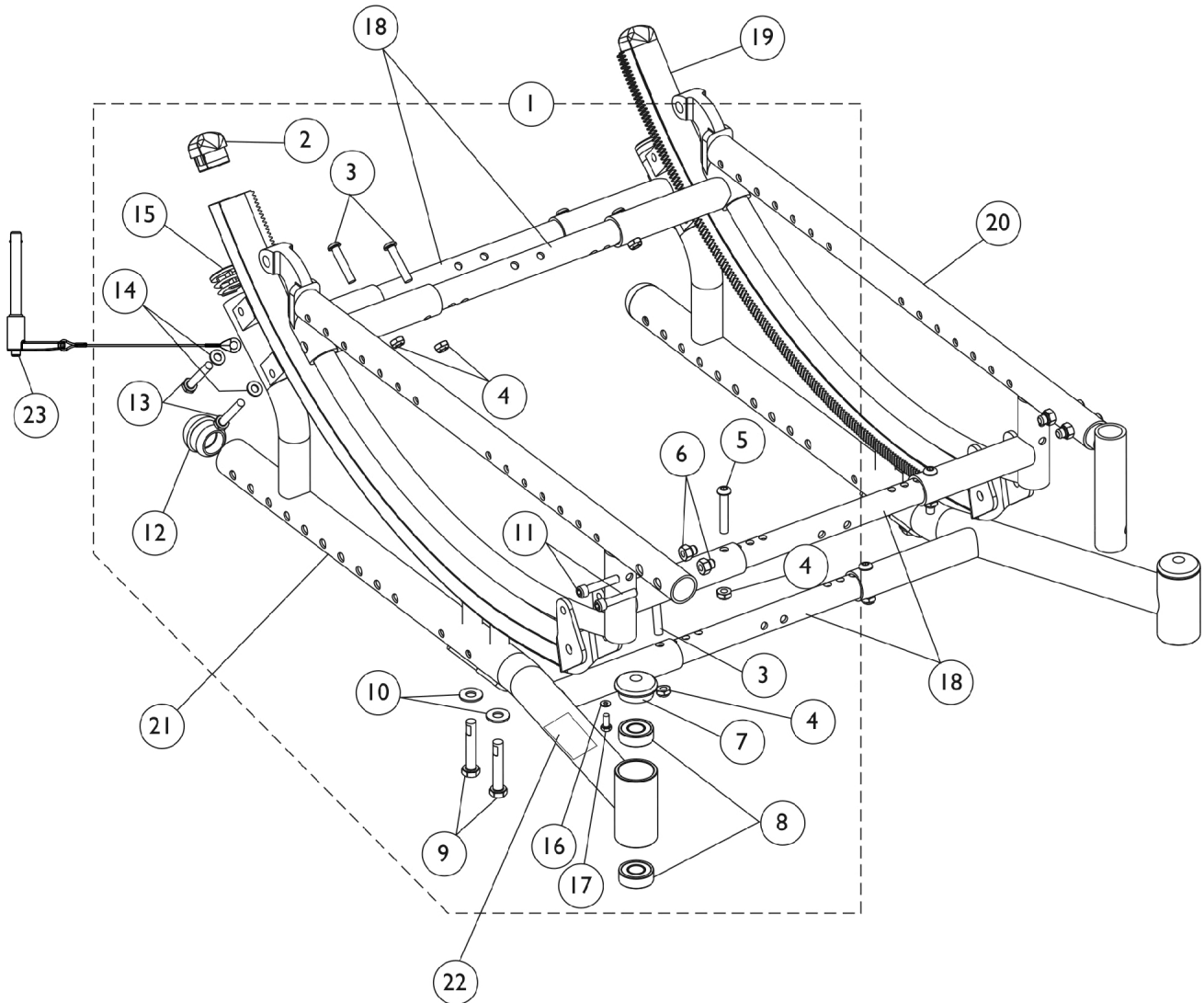
Includes items 9,12, 15, and 20. Specify frame finish when ordering.

Seat Depth Range	Solara Right	Solara Left	Spree GT Right	Spree GT Left
12-16"	8881127681-NLA See Note(s) A	8881127682-NLA See Note(s) A	8881127704-NLA See Note(s) A	8881127705-NLA See Note(s) A
15-19"	8881127677-NLA See Note(s) A	8881127678-NLA See Note(s) A	8881127706-NLA See Note(s) A	8881129489 See Note(s) A
18-22"	8881127679-NLA See Note(s) A	8881127680-NLA See Note(s) A	N/A	N/A
NOTE: A - Specify frame finish when ordering				

Base Frame, Seat Frame, and Hardware

(5/22/06 - 11/30/06)

Transport Ready Chairs requiring Frames and/or Frame Hardware parts must be returned to Invacare for service. The Quick Release Pin with L-Handle and Lanyard part #1142462 item 23 is available



Base Frame, Seat Frame, and Hardware

(5/22/06 - 11/30/06)

Transport Ready Chairs requiring Frames and/or Frame Hardware parts must be returned to Invacare for service. The Quick Release Pin with L-Handle and Lanyard part #1142462 item 23 is available

Item Number	Note	Part Number	Description	Quantity Per	
				Package	Assembly
1	A,B,F	1142726-NLA	NLA - Kit, Frame Hardware	1	1
2			Plug Button, Black (1 x 1-1/4")	1	1
3			Screw, Socket Button Head (1/4-28 x 1-1/4")	1	3
4			Locknut (1/4-28)	1	4
5			Screw, Socket Button Head (1/4-28 x 1-1/2")	1	1
6			Nut, Hex (1/4-28)	1	2
7			Plug Button, Head Tube, Black	1	1
8			Bearing (1/2" I.D. x 1-1/8" O.D.)	1	2
9			Screw (5/16-24 x 2")	1	2
10			Washer, Steel (5/16 x 3/4 x 1/16")	1	2
11			Screw, Allen Head (1/4-28 x 1-1/4")	1	2
12			Plug Button, Dome, Black (1-1/4")	1	1
13			Screw, Hex Head (1/4-28 x 1-5/8")	1	2
14			Washer (1/4 x 1/2 x 1/16")	1	2
15			Plug Button, Black (1")	1	1
16			NLA - Spacer, Nylon (1/4 x 7/16 x 1/8")	1	1
17			Screw, Phillips Pan Head Tap (#10-32 x 3/8")	1	1
18	E	See Chart	#18 Kit, Crossbraces with Hardware	1	1
19	C	1142899-NLA	NLA - Gear Rack Assembly with Angle Tilt Decal - Right	1	1
19	C	1142900-NLA	NLA - Gear Rack Assembly with Angle Tilt Decal - Left	1	1
20		See Chart	#20 Seat Frames	1	1
21	D	See Chart	#21 Base Frame Assembly	1	1
22		1128856-NLA	NLA - Decal, Model - Solara	1	1
22		1128857	Decal, Model - Spree GT	1	1
23	G	1142462	Pin, Quick Release with L-Handle and Lanyard (3/8")	1	2

NOTE: A - Includes items 2-17
 B - Items 5 and 6 are used only on Solara chairs with front rigging hangers
 C - Includes item 2, Plug Button
 D - Includes items 8, 12, 15, and 22
 E - Kit includes 5 ea. Crossbraces and all attaching hdwr. 4 crossbraces are required for Base/Seat Frames and 1 crossbrace is required for Axle Mounting Hdwr.
 F - Items 16 (spacer) and item 17 (screw) are only required for Short Frame chairs.
 G - The quick release pin is used when TRRO or TRBKTS option is ordered

Base Frame, Seat Frame, and Hardware

(5/22/06 - 11/30/06)

Transport Ready Chairs requiring Frames and/or Frame Hardware parts must be returned to Invacare for service. The Quick Release Pin with L-Handle and Lanyard part #1142462 item 23 is available

#18 Kit, Crossbraces with Hardware

Seat Width Range 12-16"	Seat Width Range 14-18"	Seat Width Range 16-20"	Seat Width Range 18-22"	Quantity
1127700-NLA See Note(s) A	1127701-NLA See Note(s) A	1127702-NLA See Note(s) A	1127703-NLA See Note(s) B, A	1
N/A	N/A	N/A	N/A	1
N/A	N/A	N/A	N/A	14
N/A	N/A	N/A	N/A	10
N/A	N/A	N/A	N/A	4
NOTE: A - As of 8/9/07, the finish changed from black anodize to flat black. B - See part #'s listed below part #1127703 and order together 1 ea. 1164095 Kit, Crossbrace Tubes, 14 ea. 1025765 Locknuts (1/4-28), 10 ea. 1055309 Screw, SBH (1/4-28 x 1-1/4") and 4 ea. 1083099 Screw, SBH (1/4-28 x 1-1/2") as a replacement.				

#20 Seat Frames

Specify frame finish when ordering

Seat Depth Range	Right	Left
12-16"	8881141900 See Note(s) A	8881141901 See Note(s) A
15-19"	8881141902 See Note(s) A	8881141903 See Note(s) A
18-22"	8881141904-NLA See Note(s) A	8881141905 See Note(s) A
NOTE: A - Specify frame finish when ordering		

Base Frame, Seat Frame, and Hardware

(5/22/06 - 11/30/06)

Transport Ready Chairs requiring Frames and/or Frame Hardware parts must be returned to Invacare for service. The Quick Release Pin with L-Handle and Lanyard part #1142462 item 23 is available

#21 Base Frame Assembly

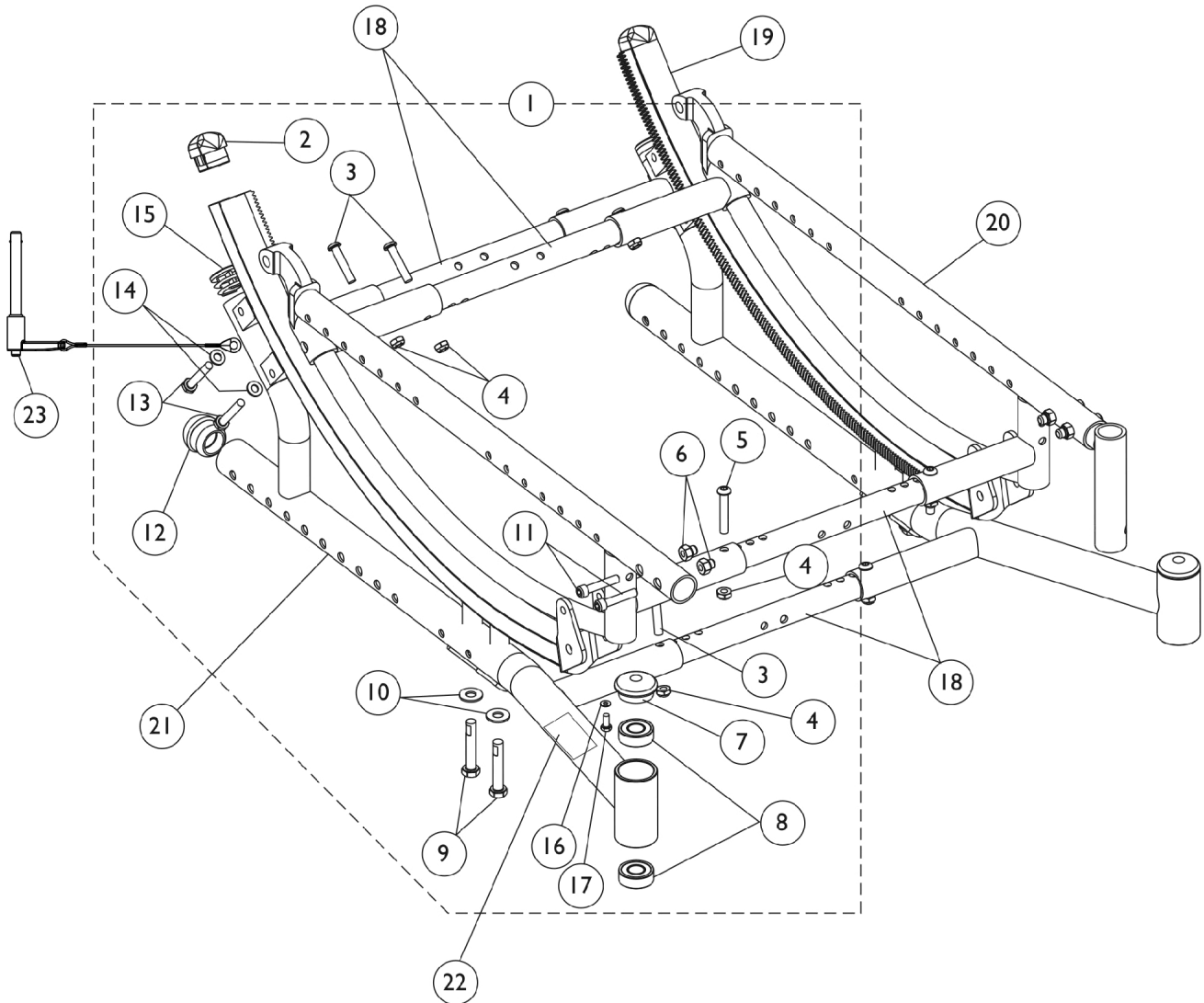
Includes items 8,12, 15, and 22. Specify frame finish when ordering.

Seat Depth Range	Solara Right	Solara Left	Spree GT Right	Spree GT Left
12-16"	8881142901-NLA See Note(s) A	8881142902-NLA See Note(s) A	8881142907-NLA See Note(s) A	8881142908-NLA See Note(s) A
15-19"	8881142903-NLA See Note(s) A	8881142904-NLA See Note(s) A	8881142909-NLA See Note(s) A	8881142910-NLA See Note(s) A
18-22"	8881142905-NLA See Note(s) A	8881142906-NLA See Note(s) A	N/A	N/A
NOTE: A - Specify frame finish when ordering				

Base Frame, Seat Frame, and Hardware

After 12/01/06

Transport Ready Chairs requiring Frames and/or Frame Hardware parts must be returned to Invacare for service. The Quick Release Pin with L-Handle and Lanyard part #1142462 item 23 is available



Base Frame, Seat Frame, and Hardware

After 12/01/06

Transport Ready Chairs requiring Frames and/or Frame Hardware parts must be returned to Invacare for service. The Quick Release Pin with L-Handle and Lanyard part #1142462 item 23 is available

Item Number	Note	Part Number	Description	Quantity Per	
				Package	Assembly
1	A,B,F	1142726-NLA	NLA - Kit, Frame Hardware	1	1
2			Plug Button, Black (1 x 1-1/4")	1	1
3			Screw, Socket Button Head (1/4-28 x 1-1/4")	1	3
4			Locknut (1/4-28)	1	4
5			Screw, Socket Button Head (1/4-28 x 1-1/2")	1	1
6			Nut, Hex (1/4-28)	1	2
7			Plug Button, Head Tube, Black	1	1
8			Bearing (1/2" I.D. x 1-1/8" O.D.)	1	2
9			Screw (5/16-24 x 2")	1	2
10			Washer, Steel (5/16 x 3/4 x 1/16")	1	2
11			Screw, Allen Head (1/4-28 x 1-1/4")	1	2
12			Plug Button, Dome, Black (1-1/4")	1	1
13			Screw, Hex Head (1/4-28 x 1-5/8")	1	2
14			Washer (1/4 x 1/2 x 1/16")	1	2
15			Plug Button, Black (1")	1	1
16			NLA - Spacer, Nylon (1/4 x 7/16 x 1/8")	1	1
17			Screw, Phillips Pan Head Tap (#10-32 x 3/8")	1	1
18	E	See Chart	#18 Kit, Crossbraces with Hardware	1	1
19	C	1142899-NLA	NLA - Gear Rack Assembly with Angle Tilt Decal - Right	1	1
19	C	1142900-NLA	NLA - Gear Rack Assembly with Angle Tilt Decal - Left	1	1
20		See Chart	#20 Seat Frames	1	1
21	D	See Chart	#21 Base Frame Assembly	1	1
22		1128856-NLA	NLA - Decal, Model - Solara	1	1
22		1128857	Decal, Model - Spree GT	1	1
23	G	1142462	Pin, Quick Release with L-Handle and Lanyard (3/8")	1	2
	H,I	1161809	Tube, Actuator, Black - Left (16 - 22" W)	1	1

NOTE: A - Includes items 2-17
 B - Items 5 and 6 are used only on Solara chairs with front rigging hangers
 C - Includes item 2, Plug Button
 D - Includes items 8, 12, 15, and 22
 E - Kit includes 5 ea. Crossbraces and all attaching hdwr. 4 Crossbraces are required for Base/Seat Frames and 1 Crossbrace is required for Axle Mounting Hdwr.
 F - Items 16 (spacer) and item 17 (screw) are only required for Short Frame chairs.
 G - The quick release pin is used when TRRO or TRBKTS option is ordered
 H - Not Shown
 I - Actuator Tube used for the Foot Tilt Gear Rack Locking Assembly. Actuator Tube required when Crossbrace Kit part# 1127702 or 1127703 is ordered to widen a chair that originally was using 12-16" or 14-18" wide Crossbraces.

Base Frame, Seat Frame, and Hardware

After 12/01/06

Transport Ready Chairs requiring Frames and/or Frame Hardware parts must be returned to Invacare for service. The Quick Release Pin with L-Handle and Lanyard part #1142462 item 23 is available

#18 Kit, Crossbraces with Hardware

Seat Width Range 12-16"	Seat Width Range 14-18"	Seat Width Range 16-20"	Seat Width Range 18-22"	Quantity
1127700-NLA See Note(s) A	1127701-NLA See Note(s) A	1127702-NLA See Note(s) B1, A, B	1127703-NLA See Note(s) B1, B, A, C	1
N/A	N/A	N/A	1164095	1
N/A	N/A	N/A	1025765	14
N/A	N/A	N/A	1055309	10
N/A	N/A	N/A	1083099	4
NOTE: A - As of 8/9/07, the finish changed from black anodize to flat black. B - If a chair is equipped with a Foot Pedal Tilt Release and a customer is ordering Crossbrace Kit part #1127702 or 1127703 to widen a chair that originally uses 12-16" or 14-18" wide crossbraces, B1 - the Left Side Actuator Tube (16-22" Wide) part #1161809 for the Foot Tilt Gear Rack Locking Assembly must be ordered also. C - See part #'s listed below part #1127703 and order together 1 ea. 1164095 Kit, Crossbrace Tubes, 14 ea. 1025765 Locknuts (1/4-28), 10 ea. 1055309 Screw, SBH (1/4-28 x 1-1/4") and 4 ea. 1083099 Screw, SBH (1/4-28 x 1-1/2") as a replacement.				

#20 Seat Frames

Specify frame finish when ordering

Seat Depth Range	Right	Left
12-16"	8881141900 See Note(s) A	8881141901 See Note(s) A
15-19"	8881141902 See Note(s) A	8881141903 See Note(s) A
18-22"	8881141904-NLA See Note(s) A	8881141905 See Note(s) A
NOTE: A - Specify frame finish when ordering		

Base Frame, Seat Frame, and Hardware

After 12/01/06

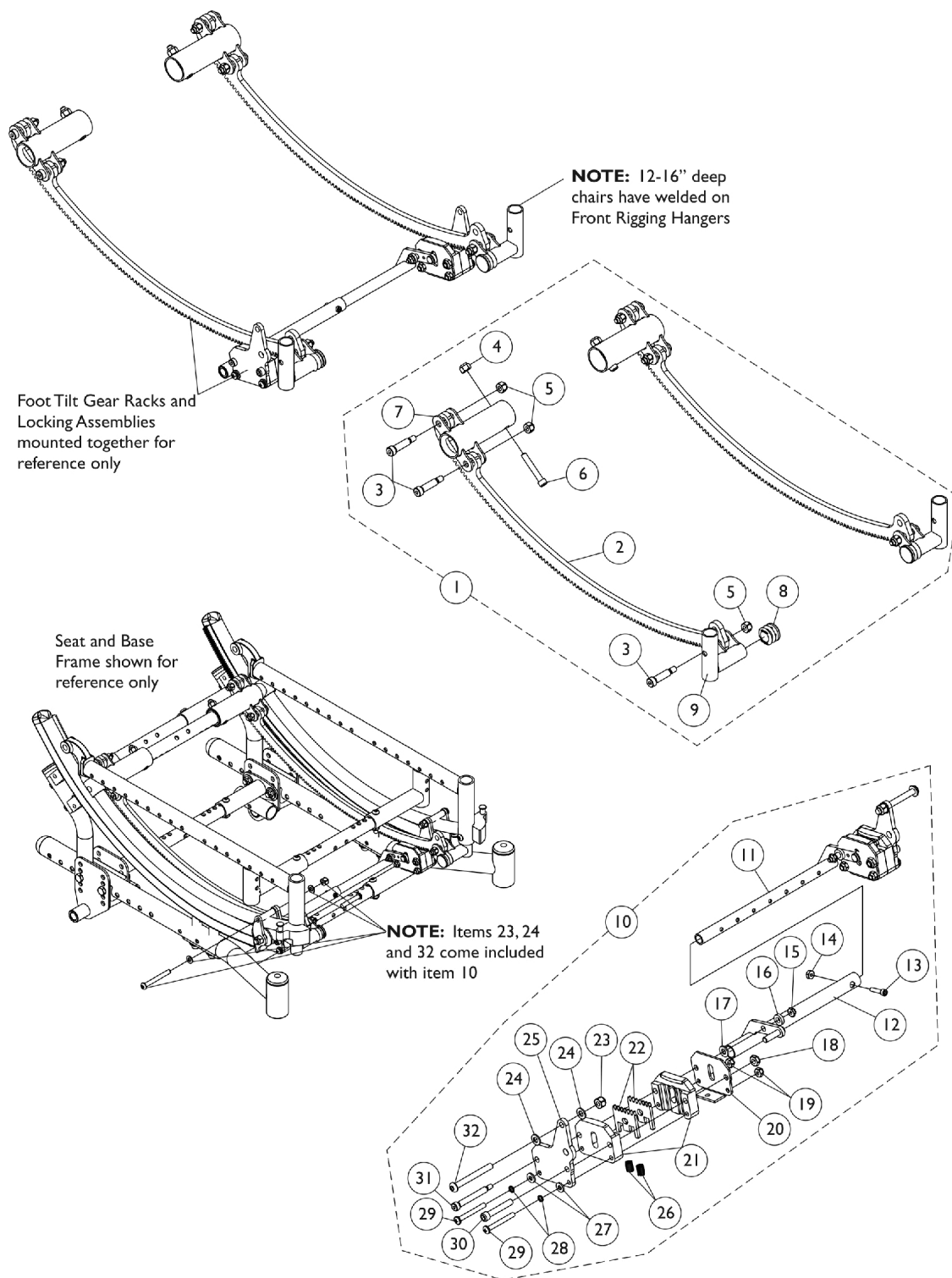
Transport Ready Chairs requiring Frames and/or Frame Hardware parts must be returned to Invacare for service. The Quick Release Pin with L-Handle and Lanyard part #1142462 item 23 is available

#21 Base Frame Assembly

Includes items 8,12, 15, and 22. Specify frame finish when ordering.

Seat Depth Range	Solara Right	Solara Left	Spree GT Right	Spree GT Left
12-16"	8881121738-NLA See Note(s) A	8881121739 See Note(s) A	8881121744-NLA See Note(s) A	8881121745-NLA See Note(s) A
15-19"	8881121740 See Note(s) A	8881121741 See Note(s) A	8881121746-NLA See Note(s) A	8881121747-NLA See Note(s) A
18-22"	8881121742 See Note(s) A	8881121743 See Note(s) A	N/A	N/A
NOTE: A - Specify frame finish when ordering				

Gear Rack Assembly (12-22" W x 12-16" D) - Foot Pedal Release



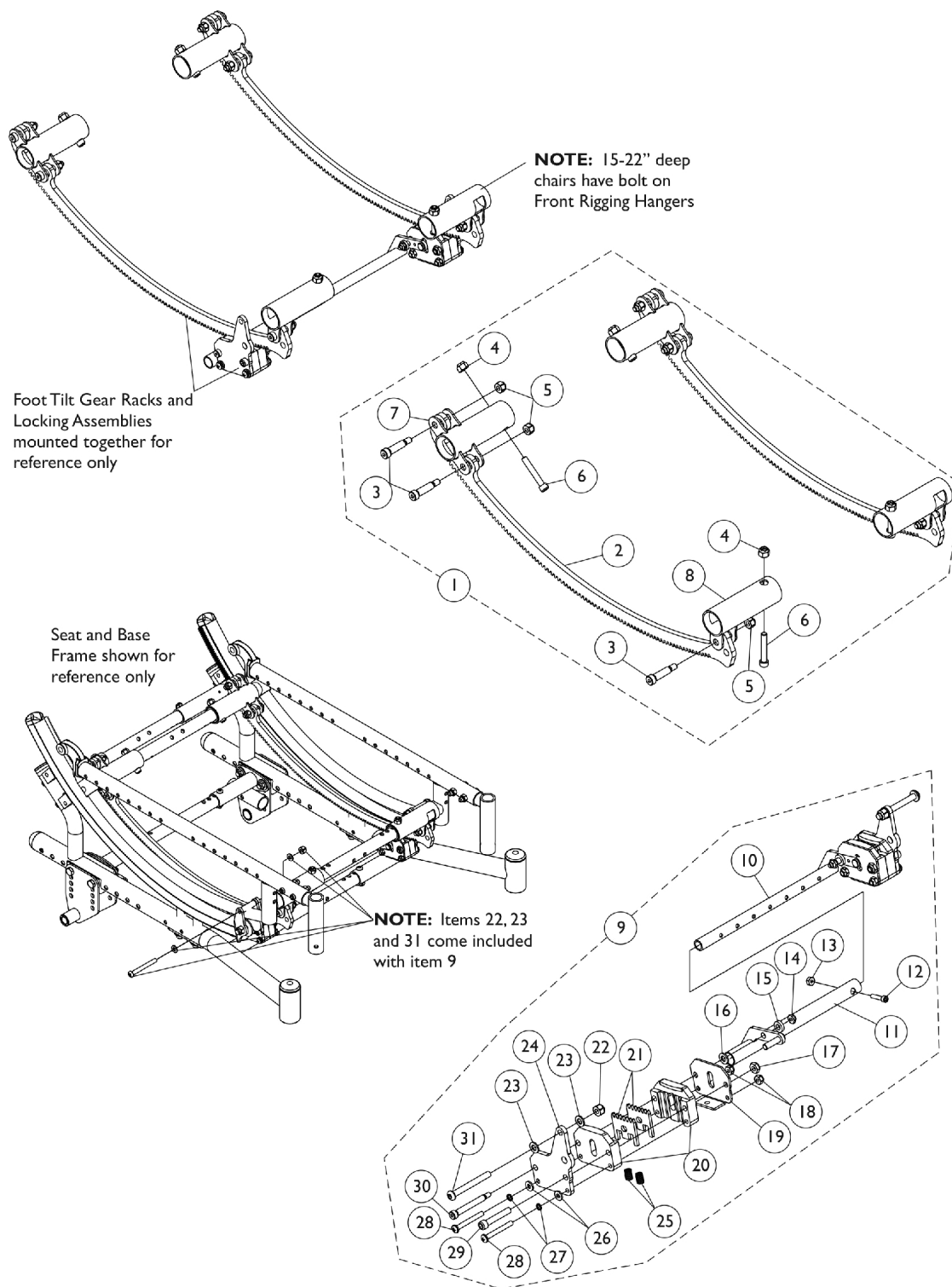
Gear Rack Assembly (12-22" W x 12-16" D) - Foot Pedal Release

Item Number	Note	Part Number	Description	Quantity Per	
				Package	Assembly
1	A	8881162207	NLA - Foot Tilt Gear Rack Assembly, Color (12 - 22" W x 12 - 16" D)	1	1
2			Rack, Gear, Chrome, Foot Tilt	1	2
3			NLA - Screw, Shoulder Hex Socket Head (5/16" x 1", 1/4-20)	1	6
4			Locknut (1/4-28)	1	2
5			Locknut (1/4-20)	1	6
6			NLA - Screw, Socket Head (1/4-28 x 1-1/2")	1	2
7			Bracket, Gear Rack Mounting, Color, Rear	1	2
8			Plug Button, Black (7/8")	1	2
9			Bracket, Gear Rack Mounting, Black - Right	1	1
9	B	1162208-NLA	Bracket, Gear Rack Mounting, Black - Left	1	1
10			NLA - Foot Tilt Gear Rack Locking Assembly, Black (12 - 18" W)	1	1
11			Tube, Actuator, Black - Left (12 - 18" W)	1	1
12			Tube, Actuator, Black - Right	1	1
13			Screw, Socket Head (8-32 x 3/4")	1	1
14			Locknut (#8-32)	1	1
15			NLA - Locknut (#10-24)	1	2
16			Washer, Nylon (1/4 x 1/2 x 1/8")	1	2
17			Washer, Nylon (1/4 x 1/2 x 1/16")	1	2
18			Locknut (1/4-28)	1	2
19			Locknut (#10-32)	1	4
20			Plate, Outer, Black	1	2
21			Block, Slide	1	4
22			Gear, Sector, Chrome	1	4
23			Locknut (1/4-20)	1	2
24			Washer (1/4 x 1/2 x 1/16")	1	4
25			Plate, Actuator Mounting, Black	1	2
26			Spring, Compression	1	4
27			Washer, Steel (3/16 x 7/16 x 1/16")	1	4
28			NLA - Washer, Lock (3/16 x 5/16 x 1/32")	1	4
29			Screw, Phillips Pan Head (10-32 x 1-5/8")	1	4
30			NLA - Screw, Socket Head (1/4-28 x 1-1/2")	1	2
31			NLA - Screw, Shoulder Hex Socket Head (1/4 x 1-3/4", #10-24)	1	2
32	C	1162209-NLA	Screw, Socket Button Head (1/4-20X2-1/4")	1	2
10			NLA - Foot Tilt Gear Rack Locking Assembly, Black (16 - 22" W)	1	1
11			Tube, Actuator, Black - Left (16 - 22" W)	1	1
12			Tube, Actuator, Black - Right	1	1
13			Screw, Socket Head (8-32 x 3/4")	1	1
14			Locknut (#8-32)	1	1
15			NLA - Locknut (#10-24)	1	2

Gear Rack Assembly (12-22" W x 12-16" D) - Foot Pedal Release

Item Number	Note	Part Number	Description	Quantity Per	
				Package	Assembly
16			Washer, Nylon (1/4 x 1/2 x 1/8")	1	2
17			Washer, Nylon (1/4 x 1/2 x 1/16")	1	2
18			Locknut (1/4-28)	1	2
19			Locknut (#10-32)	1	4
20			Plate, Outer, Black	1	2
21			Block, Slide	1	4
22			Gear, Sector, Chrome	1	4
23			Locknut (1/4-20)	1	2
24			Washer (1/4 x 1/2 x 1/16")	1	4
25			Plate, Actuator Mounting, Black	1	2
26			Spring, Compression	1	4
27			Washer, Steel (3/16 x 7/16 x 1/16")	1	4
28			NLA - Washer, Lock (3/16 x 5/16 x 1/32")	1	4
29			Screw, Phillips Pan Head (10-32 x 1-5/8")	1	4
30			NLA - Screw, Socket Head (1/4-28 x 1-1/2")	1	2
31			NLA - Screw, Shoulder Hex Socket Head (1/4 x 1-3/4", #10-24)	1	2
32			Screw, Socket Button Head (1/4-20X2-1/4")	1	2
NOTE: A - Includes items 2-9 for both right and left sides. Specify frame finish when ordering. B - Includes items 11-32 for for both right and left sides. Used on 12 - 18" wide chairs C - Includes items 11-32 for for both right and left sides. Used on 16 - 22" wide chairs					

Gear Rack Assembly (12-22" W x 15-22" D) - Foot Pedal Release



Gear Rack Assembly (12-22" W x 15-22" D) - Foot Pedal Release

Item Number	Note	Part Number	Description	Quantity Per	
				Package	Assembly
1	A	8881162206-NL A	NLA - Foot Tilt Gear Rack Assembly, Color (12 - 22" W x 15 - 22" D)	1	1
2			Rack, Gear, Chrome, Foot Tilt	1	2
3			NLA - Screw, Shoulder Hex Socket Head (5/16" x 1", 1/4-20)	1	6
4			Locknut (1/4-28)	1	4
5			Locknut (1/4-20)	1	6
6			NLA - Screw, Socket Head (1/4-28 x 1-1/2")	1	4
7			Bracket, Gear Rack Mounting, Color, Rear	1	2
8			Bracket, Gear Rack Mounting, Color, Front	1	2
9	B	1162208-NLA	NLA - Foot Tilt Gear Rack Locking Assembly, Black (12 - 18" W)	1	1
10			Tube, Actuator, Black - Left (12 - 18" W)	1	1
11			Tube, Actuator, Black - Right	1	1
12			Screw, Socket Head (8-32 x 3/4")	1	1
13			Locknut (#8-32)	1	1
14			NLA - Locknut (#10-24)	1	2
15			Washer, Nylon (1/4 x 1/2 x 1/8")	1	2
16			Washer, Nylon (1/4 x 1/2 x 1/16")	1	2
17			Locknut (1/4-28)	1	2
18			Locknut (#10-32)	1	4
19			Plate, Outer, Black	1	2
20			Block, Slide	1	4
21			Gear, Sector, Chrome	1	4
22			Locknut (1/4-20)	1	2
23			Washer (1/4 x 1/2 x 1/16")	1	4
24			Plate, Actuator Mounting, Black	1	2
25			Spring, Compression	1	4
26			Washer, Steel (3/16 x 7/16 x 1/16")	1	4
27			NLA - Washer, Lock (3/16 x 5/16 x 1/32")	1	4
28			Screw, Phillips Pan Head (10-32 x 1-5/8")	1	4
29			NLA - Screw, Socket Head (1/4-28 x 1-1/2")	1	2
30			NLA - Screw, Shoulder Hex Socket Head (1/4 x 1-3/4", #10-24)	1	2
31			Screw, Socket Button Head (1/4-20X2-1/4")	1	2
9	C	1162209-NLA	NLA - Foot Tilt Gear Rack Locking Assembly, Black (16 - 22" W)	1	1
10			Tube, Actuator, Black - Left (16 - 22" W)	1	1
11			Tube, Actuator, Black - Right	1	1
12			Screw, Socket Head (8-32 x 3/4")	1	1
13			Locknut (#8-32)	1	1
14			NLA - Locknut (#10-24)	1	2
15			Washer, Nylon (1/4 x 1/2 x 1/8")	1	2
16			Washer, Nylon (1/4 x 1/2 x 1/16")	1	2

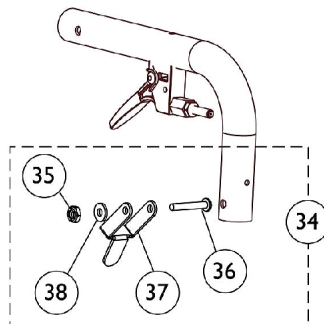
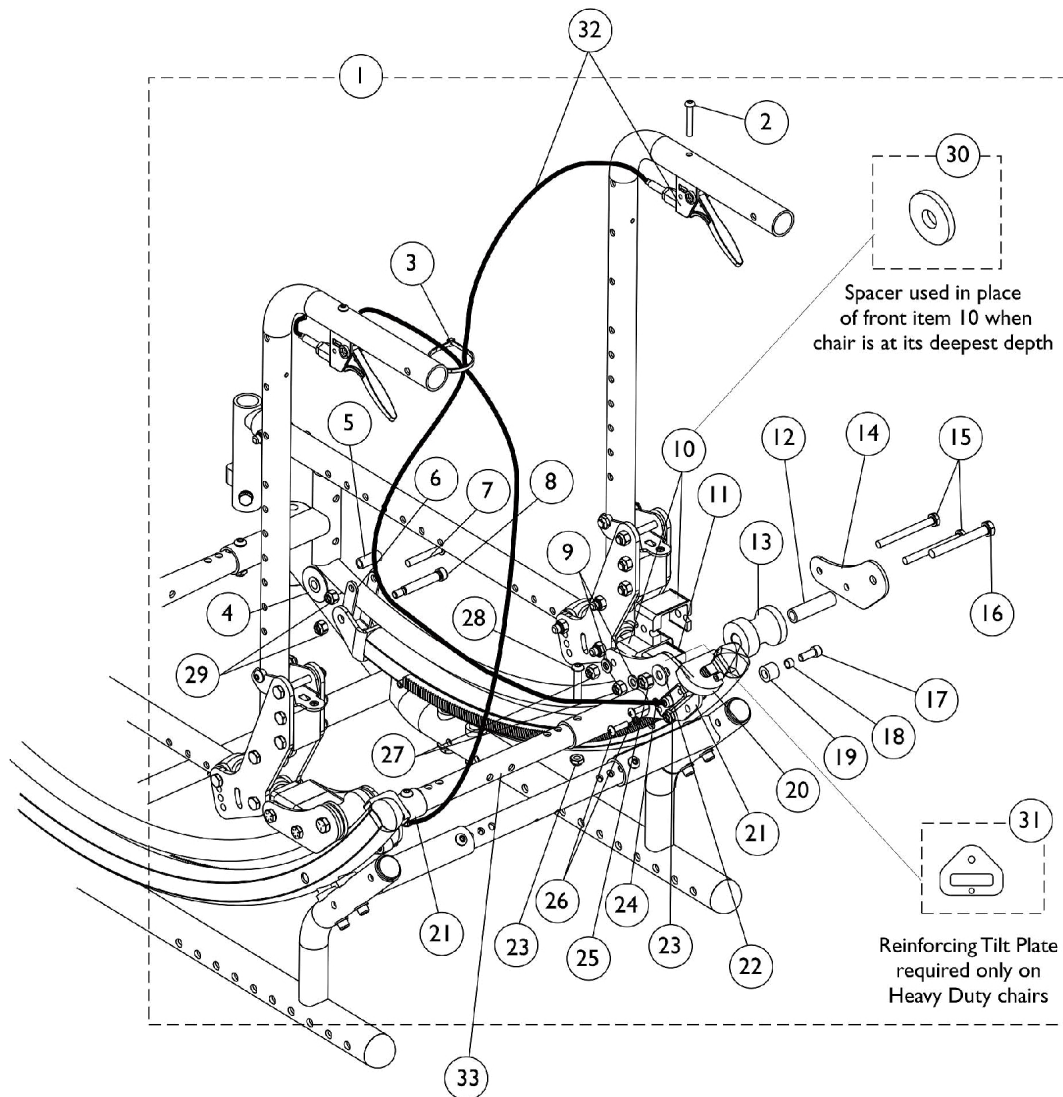
Gear Rack Assembly (12-22" W x 15-22" D) - Foot Pedal Release

Item Number	Note	Part Number	Description	Quantity Per	
				Package	Assembly
17			Locknut (1/4-28)	1	2
18			Locknut (#10-32)	1	4
19			Plate, Outer, Black	1	2
20			Block, Slide	1	4
21			Gear, Sector, Chrome	1	4
22			Locknut (1/4-20)	1	2
23			Washer (1/4 x 1/2 x 1/16")	1	4
24			Plate, Actuator Mounting, Black	1	2
25			Spring, Compression	1	4
26			Washer, Steel (3/16 x 7/16 x 1/16")	1	4
27			NLA - Washer, Lock (3/16 x 5/16 x 1/32")	1	4
28			Screw, Phillips Pan Head (10-32 x 1-5/8")	1	4
29			NLA - Screw, Socket Head (1/4-28 x 1-1/2")	1	2
30			NLA - Screw, Shoulder Hex Socket Head (1/4 x 1-3/4", #10-24)	1	2
31			Screw, Socket Button Head (1/4-20X2-1/4")	1	2
NOTE: A - Includes items 2-8 for both right and left sides. Specify frame finish when ordering. B - Includes items 10-31 for for both right and left sides. Used on 12 - 18" wide chairs C - Includes items 10-31 for for both right and left sides. Used on 16 - 22" wide chairs					

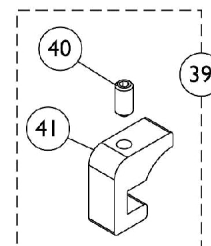
Tilt Hardware - Hand Release

Before 5/22/06

Invacare does not service any parts associated with the TRRO/TRBKTS option including tilt hardware, belts, belt attachment hardware, tie-down brackets, etc. Chairs with the Transport Ready or Transport Bracket option must be returned to Invacare for service. The Tilt Release Cable Assembly may be replaced and serviced by an authorized Invacare dealer.



Tilt Lock Out Lever Kit



Tilt Lock Out Stop Kit

Tilt Hardware - Hand Release

Before 5/22/06

Invacare does not service any parts associated with the TRRO/TRBKTS option including tilt hardware, belts, belt attachment hardware, tie-down brackets, etc. Chairs with the Transport Ready or Transport Bracket option must be returned to Invacare for service. The Tilt Release Cable Assembly may be replaced and serviced by an authorized Invacare dealer.

Item Number	Note	Part Number	Description	Quantity Per	
				Package	Assembly
1	A,E	1127692-NLA	NLA - Kit, Tilt Hardware	1	1
2			Screw, Socket Button Head (10-32 x 1-1/4")	1	2
3			Tie Wrap (5-5/8" L)	1	1
4			NLA - Roller w/ Bushings	1	2
5			NLA - Sleeve (1/4-10 x 7/8 x 1/6" O.D.)	1	2
6			NLA - Roller, Link	1	2
7			Screw, Socket Button Head (1/4-20 x 1-1/2")	1	2
8			NLA - Screw, Shoulder Hex Socket Head (5/16" x 1-3/4", 1/4-20)	1	2
9			Washer (1/4 x 1/2 x 1/16")	1	4
10			Spacer	1	4
11			NLA - Bracket, Tilt Mounting Plate, Black	1	2
12			NLA - Bushing, Roller	1	2
13			NLA - Roller	1	2
14			Plate, Outer Tilt	1	2
15			NLA - Screw, Hex Head (1/4-28 x 2-1/2")	1	4
16			Screw, Hex Head (5/16-24 x 2-1/2")	1	2
17			NLA - Screw, Socket Head (1/4-28 x 5/8")	1	2
18			Bushing (1/4 x 5/16 x 3/16")	1	2
19			NLA - Upstop, Roller	1	2
20			Screw, Socket Set Cup Point (1/4-28 x 1/2")	1	2
20			Stop, Tilt, Black	1	2
21			Plate, Inner Tilt - Right	1	1
21			Plate, Inner Tilt - Left	1	1
22			Washer, Steel (5/16 x 3/4 x 1/16")	1	2
23			Locknut (1/4-28)	1	4
24			NLA - Washer, Lock (3/16 x 5/16 x 1/32")	1	4
25			Locknut (5/16-24)	1	2
26			Screw, Phillips Pan Head (#10-32 x 11/16")	1	4
27			Locknut (1/4-28)	1	4
28			Screw, Socket Button Head (1/4-28 x 1-1/4")	1	2
29			Locknut (1/4-20)	1	4
30			NLA - Spacer (1/4 x 1 x 3/16")	1	4
1	E,F	1134904-NLA	NLA - Kit, Tilt Hardware	1	1
2			Screw, Socket Button Head (10-32 x 1-1/4")	1	2
3			Tie Wrap (5-5/8" L)	1	1
4			NLA - Roller w/ Bushings	1	2
5			NLA - Sleeve (1/4-10 x 7/8 x 1/6" O.D.)	1	2
6			NLA - Roller, Link	1	2
7			Screw, Socket Button Head (1/4-20 x 1-1/2")	1	2

Tilt Hardware - Hand Release

Before 5/22/06

Invacare does not service any parts associated with the TRRO/TRBKTS option including tilt hardware, belts, belt attachment hardware, tie-down brackets, etc. Chairs with the Transport Ready or Transport Bracket option must be returned to Invacare for service. The Tilt Release Cable Assembly may be replaced and serviced by an authorized Invacare dealer.

Item Number	Note	Part Number	Description	Quantity Per	
				Package	Assembly
8			NLA - Screw, Shoulder Hex Socket Head (5/16" x 1-3/4", 1/4-20)	1	2
9			Washer (1/4 x 1/2 x 1/16")	1	4
10			Spacer	1	4
11			NLA - Bracket, Tilt Mounting Plate, Black	1	2
12			NLA - Bushing, Roller	1	2
13			NLA - Roller	1	2
14			Plate, Outer Tilt	1	2
15			NLA - Screw, Hex Head (1/4-28 x 2-1/2")	1	4
16			NLA - Screw, Hex Head (5/16-24 x 3")	1	2
17			NLA - Screw, Allen Head (1/4-28 x 1")	1	2
18			Bushing (1/4 x 5/16 x 3/16")	1	2
19			NLA - Upstop, Roller	1	2
20			Stop, Tilt, Black	1	2
20			Screw, Socket Set Cup Point (1/4-28 x 1/2")	1	2
21			Plate, Inner Tilt - Right	1	1
21			Plate, Inner Tilt - Left	1	1
22			Washer, Steel (5/16 x 3/4 x 1/16")	1	2
23			Locknut (1/4-28)	1	4
24			NLA - Washer, Lock (3/16 x 5/16 x 1/32")	1	4
25			Locknut (5/16-24)	1	2
26			Screw, Phillips Pan Head (#10-32 x 11/16")	1	4
27			Locknut (1/4-28)	1	4
28			Screw, Socket Button Head (1/4-28 x 1-1/4")	1	2
29			Locknut (1/4-20)	1	4
30			NLA - Spacer (1/4 x 1 x 3/16")	1	4
31			NLA - Plate, Tilt Reinforcing	1	2
32		1126294	Tilt Release Cable Assembly	1	2
33	D	See Chart	#33 Kit, Crossbraces with Hardware	5	1
34	B	1118578	Kit, Tilt Lock Out Lever with Hardware	1	1
35			NLA - Nut, Hex Lock (#6-32)	1	1
36			NLA - Screw, Phillips Pan Head (#6-32 x 7/8")	1	1
37			NLA - Lever, Lock Out Tilt, Silver Vein	1	1
38			NLA - Washer, Flat (5/32 x 3/8 x 1/32")	1	1
39	C	1127786-NLA	NLA - Kit, Tilt Lock Out Stop	1	1
40			Screw, Socket Set Cup Point (1/4-28 x 1/2")	1	1
41			Stop, Tilt, Black	1	1

Tilt Hardware - Hand Release

Before 5/22/06

Invacare does not service any parts associated with the TRRO/TRBKTS option including tilt hardware, belts, belt attachment hardware, tie-down brackets, etc. Chairs with the Transport Ready or Transport Bracket option must be returned to Invacare for service. The Tilt Release Cable Assembly may be replaced and serviced by an authorized Invacare dealer.

NOTE:	A - Non Heavy Duty chairs. Includes items 2-30. Contains enough hardware for right and left sides.
	B - Includes items 35-38
	C - Includes items 40-41
	D - Kit includes 5 ea. Crossbraces and all attaching hdwr. 1 crossbrace is required for Tilt Hdwr. 3 crossbraces are req'd for Base/Seat Frames, and 1 crossbrace is req'd for Axle Mounting Hdwr.
	E - Item 30 (Spacers) is only required when chair is set at its deepest depth. Item 10 (front Spacer only) is removed and replaced by item 30.
	F - Heavy Duty chairs. Includes items 2-31. Contains enough hardware for right and left sides.

Tilt Hardware - Hand Release

Before 5/22/06

Invacare does not service any parts associated with the TRRO/TRBKTS option including tilt hardware, belts, belt attachment hardware, tie-down brackets, etc. Chairs with the Transport Ready or Transport Bracket option must be returned to Invacare for service. The Tilt Release Cable Assembly may be replaced and serviced by an authorized Invacare dealer.

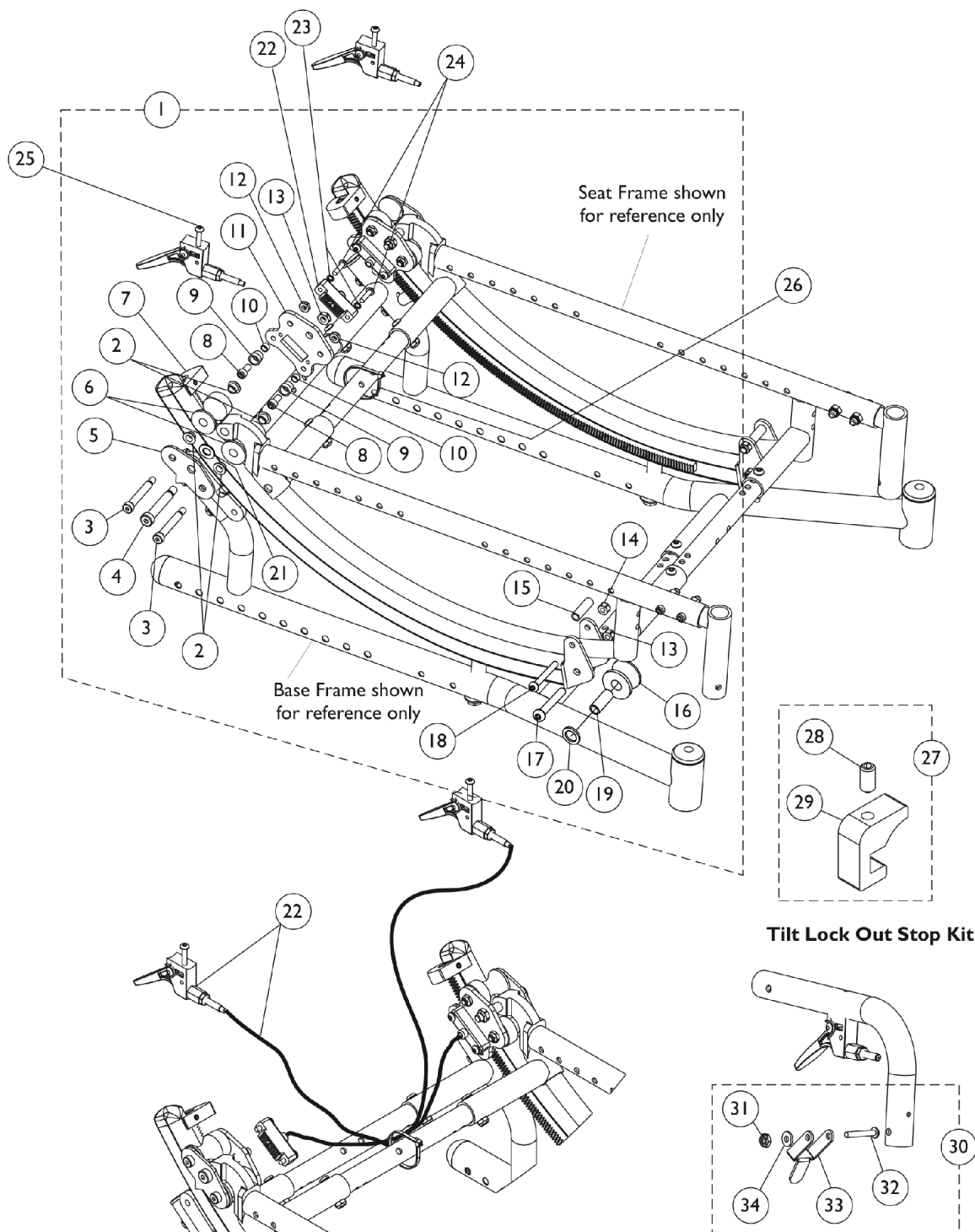
#33 Kit, Crossbraces with Hardware

Seat Width Range 12-16"	Seat Width Range 14-18"	Seat Width Range 16-20"	Seat Width Range 18-22"	Quantity
1127700-NLA See Note(s) A	1127701-NLA See Note(s) A	1127702-NLA See Note(s) A	1127703-NLA See Note(s) B, A	1
N/A	N/A	N/A	1164095	1
N/A	N/A	N/A	1025765	14
N/A	N/A	N/A	1055309	10
N/A	N/A	N/A	1083099	4
NOTE: A - As of 8/9/07, the finish changed from black anodize to flat black. B - See part #'s listed below part #1127703 and order together 1 ea. 1164095 Kit, Crossbrace Tubes, 14 ea. 1025765 Locknuts (1/4-28), 10 ea. 1055309 Screw, SBH (1/4-28 x 1-1/4") and 4 ea. 1083099 Screw, SBH (1/4-28 x 1-1/2") as a replacement.				

Tilt Hardware - Hand Release

After 5/21/06

Invacare does not service any parts associated with the TRRO/TRBKTS option including tilt hardware, belts, belt attachment hardware, tie-down brackets, etc. Chairs with the Transport Ready or Transport Bracket option must be returned to Invacare for service. The Tilt Release Cable Assembly may be replaced and serviced by an authorized Invacare dealer. If a wheelchair is ordered as a Foot Release or a Hand Release, it CANNOT be retrofitted in the field to accept the other Tilting function. A new wheelchair must be ordered.



Tilt Hardware - Hand Release

After 5/21/06

Invacare does not service any parts associated with the TRRO/TRBKTS option including tilt hardware, belts, belt attachment hardware, tie-down brackets, etc. Chairs with the Transport Ready or Transport Bracket option must be returned to Invacare for service. The Tilt Release Cable Assembly may be replaced and serviced by an authorized Invacare dealer. If a wheelchair is ordered as a Foot Release or a Hand Release, it **CANNOT** be retrofitted in the field to accept the other Tilting function. A new wheelchair must be ordered.



Tilt Lock Out Lever Kit

Tilt Hardware - Hand Release

After 5/21/06

Invacare does not service any parts associated with the TRRO/TRBKTS option including tilt hardware, belts, belt attachment hardware, tie-down brackets, etc. Chairs with the Transport Ready or Transport Bracket option must be returned to Invacare for service. The Tilt Release Cable Assembly may be replaced and serviced by an authorized Invacare dealer. If a wheelchair is ordered as a Foot Release or a Hand Release, it CANNOT be retrofitted in the field to accept the other Tilting function. A new wheelchair must be ordered.

Item Number	Note	Part Number	Description	Quantity Per	
				Package	Assembly
1	A	1142080-NLA	NLA - Kit, Tilt Hardware	1	1
2			Bushing, Flange	1	8
3			NLA - Screw, Shoulder Hex Socket Head (5/16" x 1-3/4", 1/4-20)	1	4
4			Screw, Shoulder Hex Socket Head (3/8 x 1-3/4", 5/16-18)	1	2
5			Plate, Tilt Outside	1	2
6			Roller, Rear	1	4
7			Stop, Tilt, Black	1	2
7			Screw, Socket Set Cup Point (1/4-28 x 1/2")	1	2
8			NLA - Screw, Socket Head (1/4-28 x 1/2")	1	4
9			NLA - Upstop, Roller	1	4
10			Bushing (1/4 x 5/16 x 3/16")	1	4
11			Plate, Tilt Inside	1	2
12			Locknut (1/4-20)	1	4
13			Locknut (5/16-18)	1	4
14			Locknut (1/4-20)	1	2
15			NLA - Bushing, Nylon (1/4 x 3/8 x 1-1/4")	1	2
16			Roller, Nylon, Black	1	2
17			Screw, Socket Button Head (5/16-18 x 2")	1	2
18			Screw, Socket Button Head (1/4-20 x 1-7/8")	1	2
19			Bushing, Steel (5/16 x 27/64 x 1-1/4")	1	2
20			Washer, Nylon (1/2 x 3/4 x 3/32")	1	2
21			Washer, Nylon (3/8 x 3/4 x 1/16")	1	2
22	D	1151366	Kit, Tilt Cable Release w/ Hardware (Pair)	1	1
22			Tilt Release Cable Assembly	1	2
23			NLA - Washer, Lock (3/16 x 5/16 x 1/32")	1	4
24			Screw, Socket Button Head (#10-32 x 3/4")	1	4
25		1126294	Screw, Socket Button Head (10-32 x 1-1/4")	1	2
22			Tilt Release Cable Assembly	1	1
26			NLA - Package, Tie Wrap (5-5/8" L)	10	1
27			NLA - Kit, Tilt Lock Out Stop	1	1
28	B	1127786-NLA	Screw, Socket Set Cup Point (1/4-28 x 1/2")	1	1
29			Stop, Tilt, Black	1	1
30	C	1118578	Kit, Tilt Lock Out Lever with Hardware	1	1
31			NLA - Nut, Hex Lock (#6-32)	1	1
32			NLA - Screw, Phillips Pan Head (#6-32 x 7/8")	1	1
33			NLA - Lever, Lock Out Tilt, Silver Vein	1	1

Tilt Hardware - Hand Release

After 5/21/06

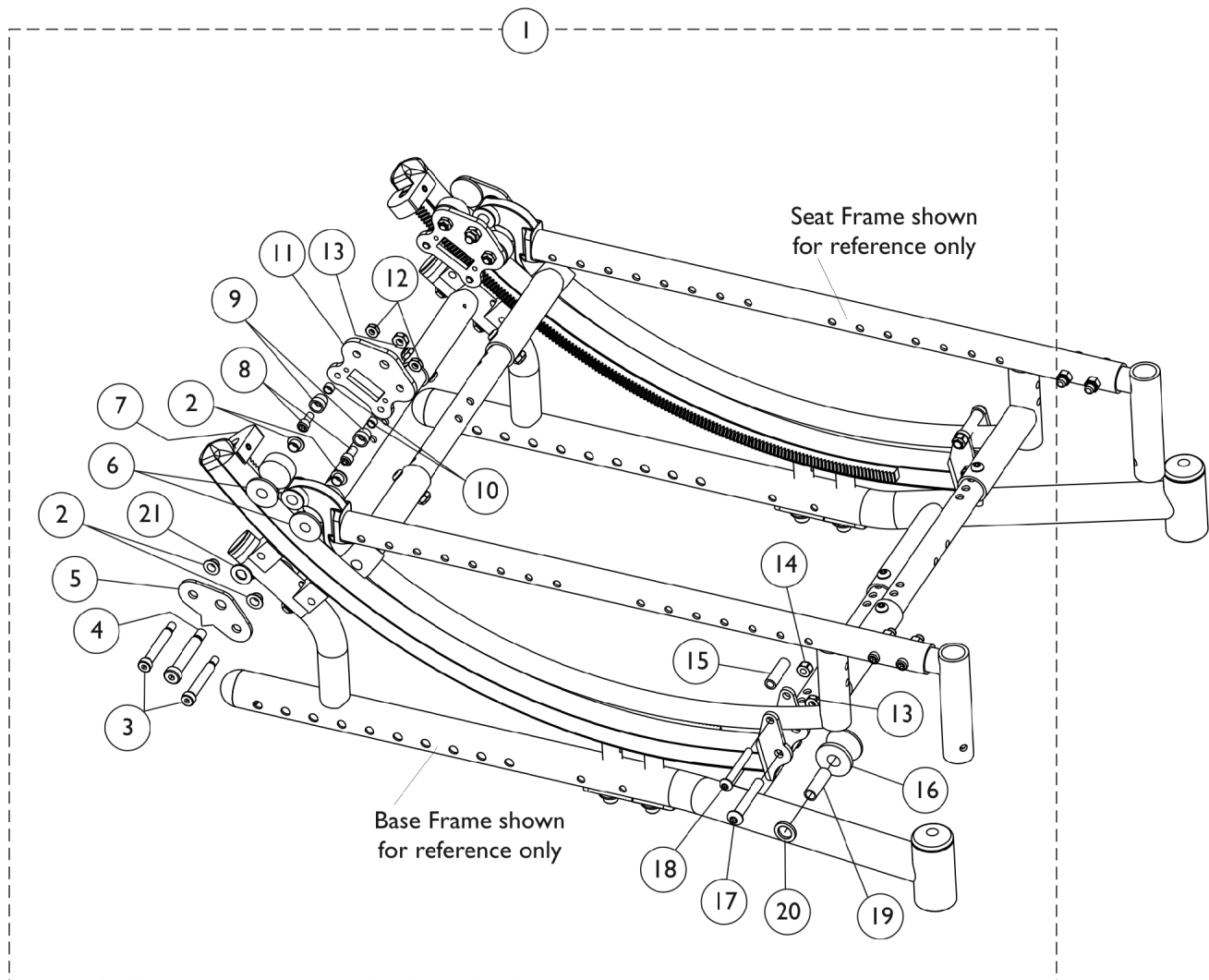
Invacare does not service any parts associated with the TRRO/TRBKTS option including tilt hardware, belts, belt attachment hardware, tie-down brackets, etc. Chairs with the Transport Ready or Transport Bracket option must be returned to Invacare for service. The Tilt Release Cable Assembly may be replaced and serviced by an authorized Invacare dealer. If a wheelchair is ordered as a Foot Release or a Hand Release, it CANNOT be retrofitted in the field to accept the other Tilting function. A new wheelchair must be ordered.

Item Number	Note	Part Number	Description	Quantity Per	
				Package	Assembly
34			NLA - Washer, Flat (5/32 x 3/8 x 1/32")	1	1
NOTE: A - Includes items 2-21. Includes hardware for right and left sides. B - Includes items 28-29 C - Includes items 31-34 D - Includes items 22-25.					

Tilt Hardware - Foot Pedal Release

Introduced 1/12/2009

Invacare does not service any parts associated with the TRRO/TRBKTS option including tilt hardware, belts, belt attachment hardware, tie-down brackets, etc. Chairs with the Transport Ready or Transport Bracket option must be returned to Invacare for service. If a wheelchair is ordered as a Foot Release or a Hand Release, it CANNOT be retrofitted in the field to accept the other Tilting function. A new wheelchair must be ordered.



Tilt Hardware - Foot Pedal Release

Introduced 1/12/2009

Invacare does not service any parts associated with the TRRO/TRBKTS option including tilt hardware, belts, belt attachment hardware, tie-down brackets, etc. Chairs with the Transport Ready or Transport Bracket option must be returned to Invacare for service. If a wheelchair is ordered as a Foot Release or a Hand Release, it CANNOT be retrofitted in the field to accept the other Tilting function. A new wheelchair must be ordered.

Tilt Hardware - Foot Pedal Release

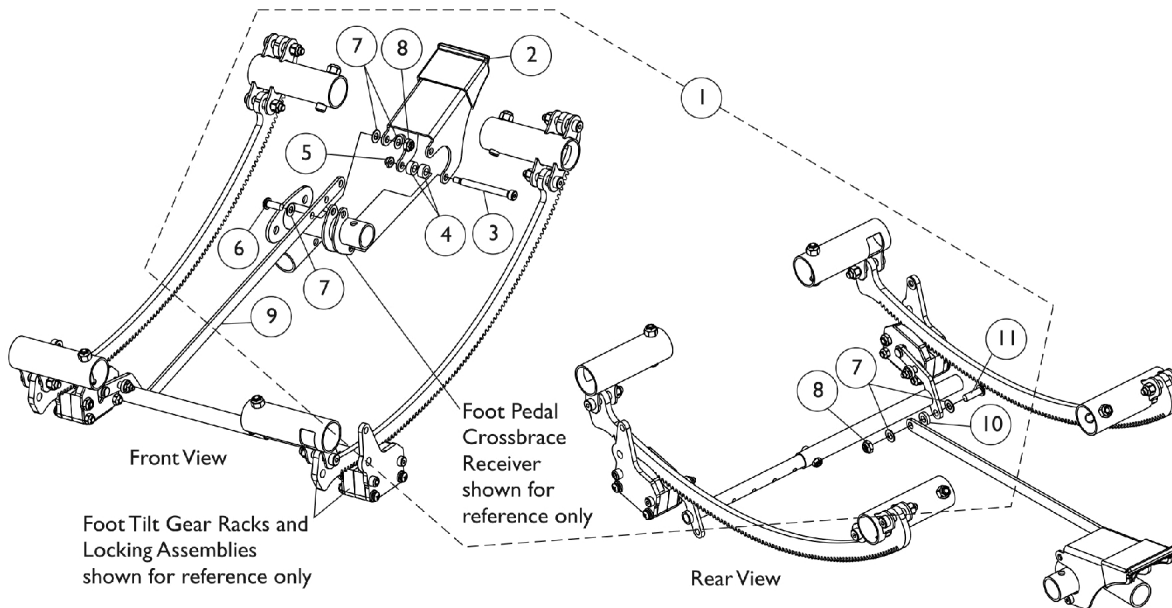
Introduced 1/12/2009

Invacare does not service any parts associated with the TRRO/TRBKTS option including tilt hardware, belts, belt attachment hardware, tie-down brackets, etc. Chairs with the Transport Ready or Transport Bracket option must be returned to Invacare for service. If a wheelchair is ordered as a Foot Release or a Hand Release, it CANNOT be retrofitted in the field to accept the other Tilting function. A new wheelchair must be ordered.

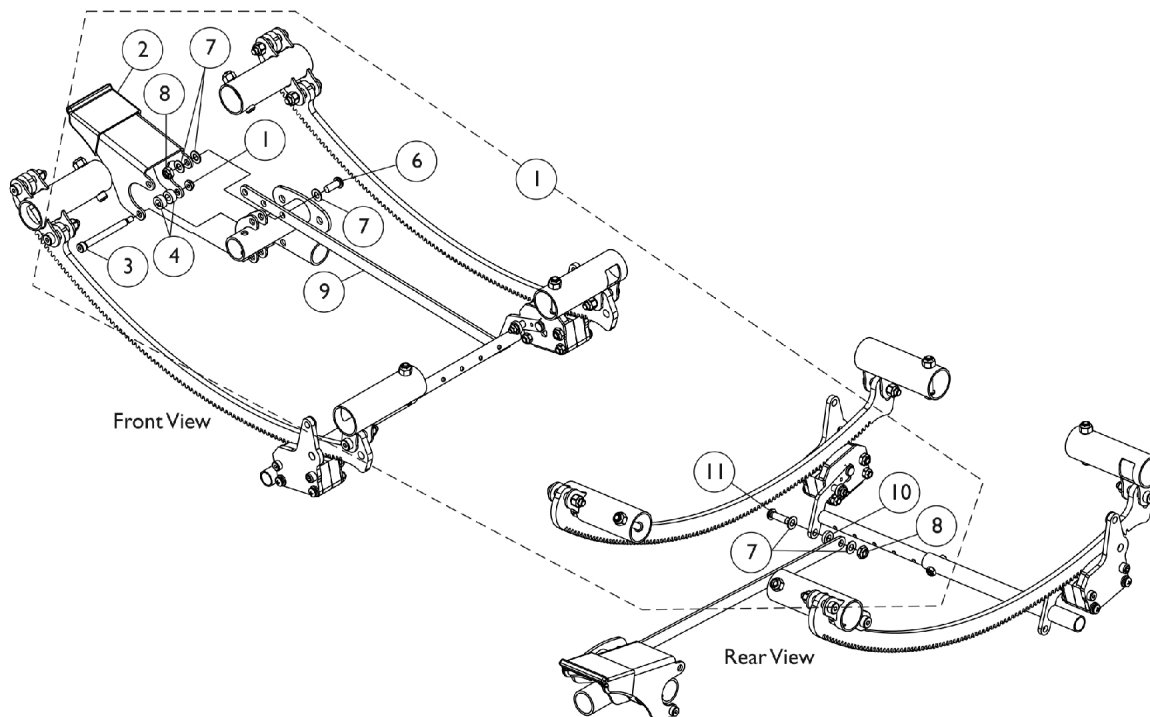
Item Number	Note	Part Number	Description	Quantity Per	
				Package	Assembly
1	A	1142080	NLA - Kit, Tilt Hardware	1	1
2			Bushing, Flange	1	8
3			NLA - Screw, Shoulder Hex Socket Head (5/16" x 1-3/4", 1/4-20)	1	4
4			Screw, Shoulder Hex Socket Head (3/8 x 1-3/4", 5/16-18)	1	2
5			Plate, Tilt Outside	1	2
6			Roller, Rear	1	4
7			Stop, Tilt, Black	1	2
7			Screw, Socket Set Cup Point (1/4-28 x 1/2")	1	2
8			NLA - Screw, Socket Head (1/4-28 x 1/2")	1	4
9			NLA - Upstop, Roller	1	4
10			Bushing (1/4 x 5/16 x 3/16")	1	4
11			Plate, Tilt Inside	1	2
12			Locknut (1/4-20)	1	4
13			Locknut (5/16-18)	1	4
14			Locknut (1/4-20)	1	2
15			NLA - Bushing, Nylon (1/4 x 3/8 x 1-1/4")	1	2
16			Roller, Nylon, Black	1	2
17			Screw, Socket Button Head (5/16-18 x 2")	1	2
18			Screw, Socket Button Head (1/4-20 x 1-7/8")	1	2
19			Bushing, Steel (5/16 x 27/64 x 1-1/4")	1	2
20			Washer, Nylon (1/2 x 3/4 x 3/32")	1	2
21	Washer, Nylon (3/8 x 3/4 x 1/16")	1	2		
NOTE: A - Includes items 2-21. Includes hardware for right and left sides.					

Foot Pedal Tilt Release Assembly

If a wheelchair is ordered as a Foot Release or a Hand Release, it CANNOT be retrofitted in the field to accept the other Tilting function. A new wheelchair must be ordered.



Right Side Foot Pedal Tilt Release Assembly



Left Side Foot Pedal Tilt Release Assembly

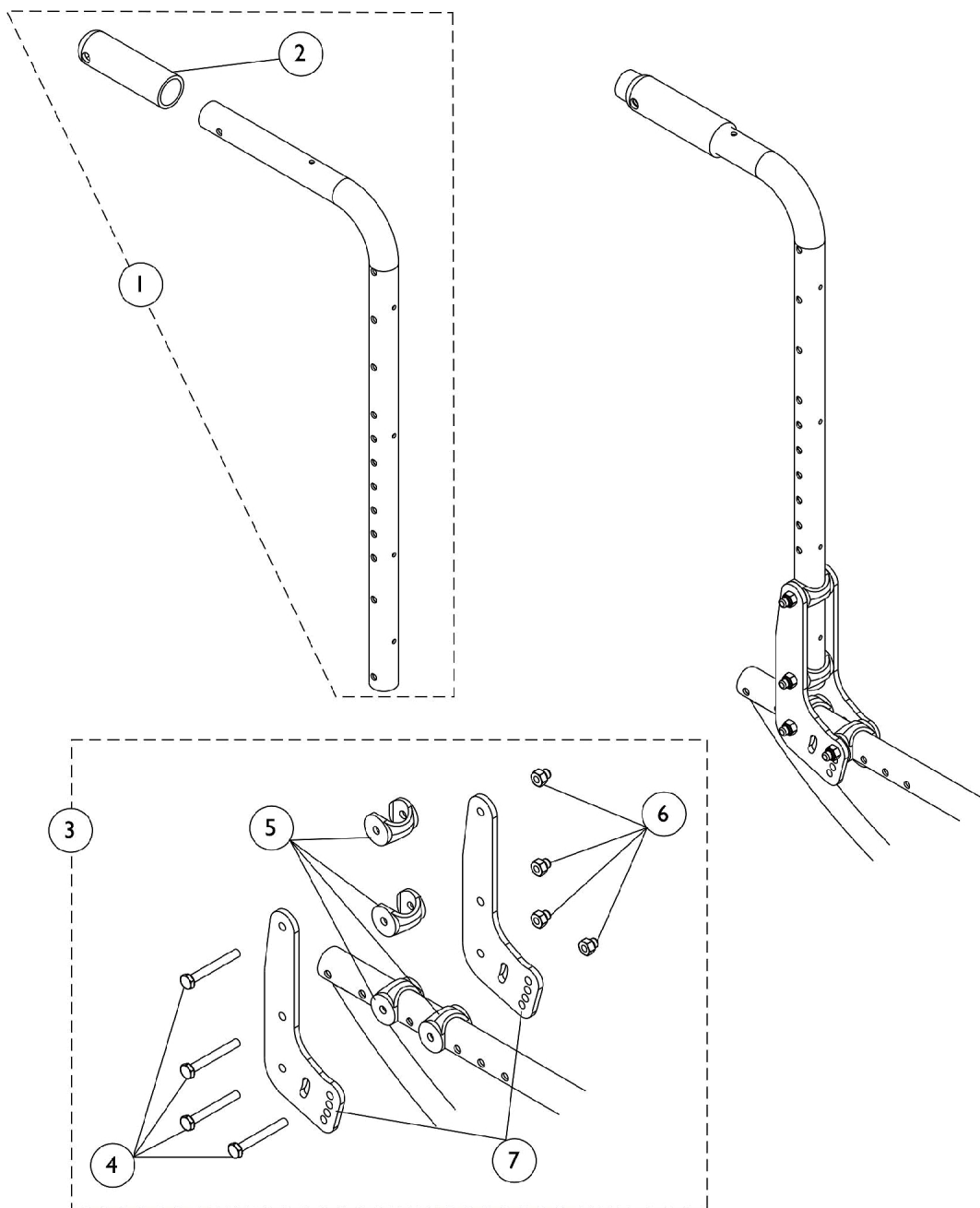
Foot Pedal Tilt Release Assembly

If a wheelchair is ordered as a Foot Release or a Hand Release, it CANNOT be retrofitted in the field to accept the other Tilting function. A new wheelchair must be ordered.

Item Number	Note	Part Number	Description	Quantity Per	
				Package	Assembly
1	A	1162212	Foot Pedal Tilt Release Assembly, Black - Right	1	1
2			Pedal, Foot, Black	1	1
3			Screw, Shoulder Hex Socket Head (1/4 x 2-1/4", #10-24)	1	1
4			NLA - Spacer	1	2
5			NLA - Locknut (#10-24)	1	1
6			Screw, Socket Button Head (1/4-28 x 5/8")	1	1
7			Washer, Nylon (1/4 x 1/2 x 1/32")	1	5
8			Locknut (1/4-28)	1	2
9			Link, Connecting, Black	1	1
10			Washer, Nylon (1/4 x 1/2 x 1/8")	1	1
11			NLA - Screw, Socket Button Head (1/4-28 x 3/4")	1	1
1	A	1162213	Foot Pedal Tilt Release Assembly, Black - Left	1	1
2			Pedal, Foot, Black	1	1
3			Screw, Shoulder Hex Socket Head (1/4 x 2-1/4", #10-24)	1	1
4			NLA - Spacer	1	2
5			NLA - Locknut (#10-24)	1	1
6			Screw, Socket Button Head (1/4-28 x 5/8")	1	1
7			Washer, Nylon (1/4 x 1/2 x 1/32")	1	5
8			Locknut (1/4-28)	1	2
9			Link, Connecting, Black	1	1
10			Washer, Nylon (1/4 x 1/2 x 1/8")	1	1
11			NLA - Screw, Socket Button Head (1/4-28 x 3/4")	1	1

NOTE: A - Includes items 2-11

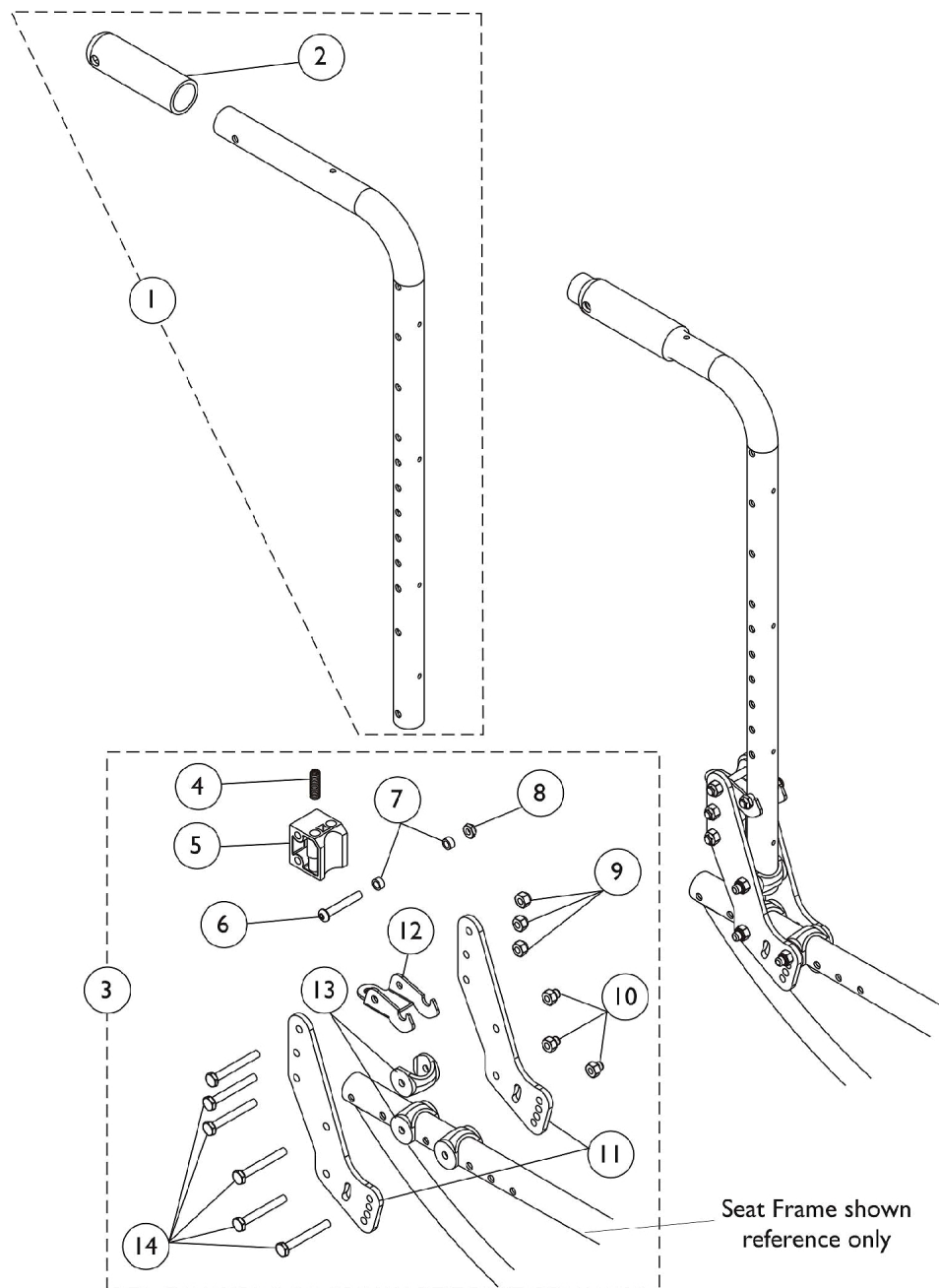
Fixed Back Canes and Attaching Hardware



Fixed Back Canes and Attaching Hardware

Item Number	Note	Part Number	Description	Quantity Per	
				Package	Assembly
1	A	1127685	Back Cane Assembly, Black - Right/Left (20" H)	1	2
1	A	1127686	Back Cane Assembly, Black - Right/Left (24" H)	1	2
2		1055398	Grip, Hand, Foam (4")	1	2
3	B	1131323	Kit, Back Cane Attaching Hardware	1	1
4			Screw, Hex Head (1/4-28 x 2")	1	4
5			Uni-Washer, Coved	1	4
6			Nut, Hex (1/4-28)	1	4
7			Plate, Back	1	2
NOTE: A - Includes back cane and item 2 (handgrip) B - Includes items 4-7					

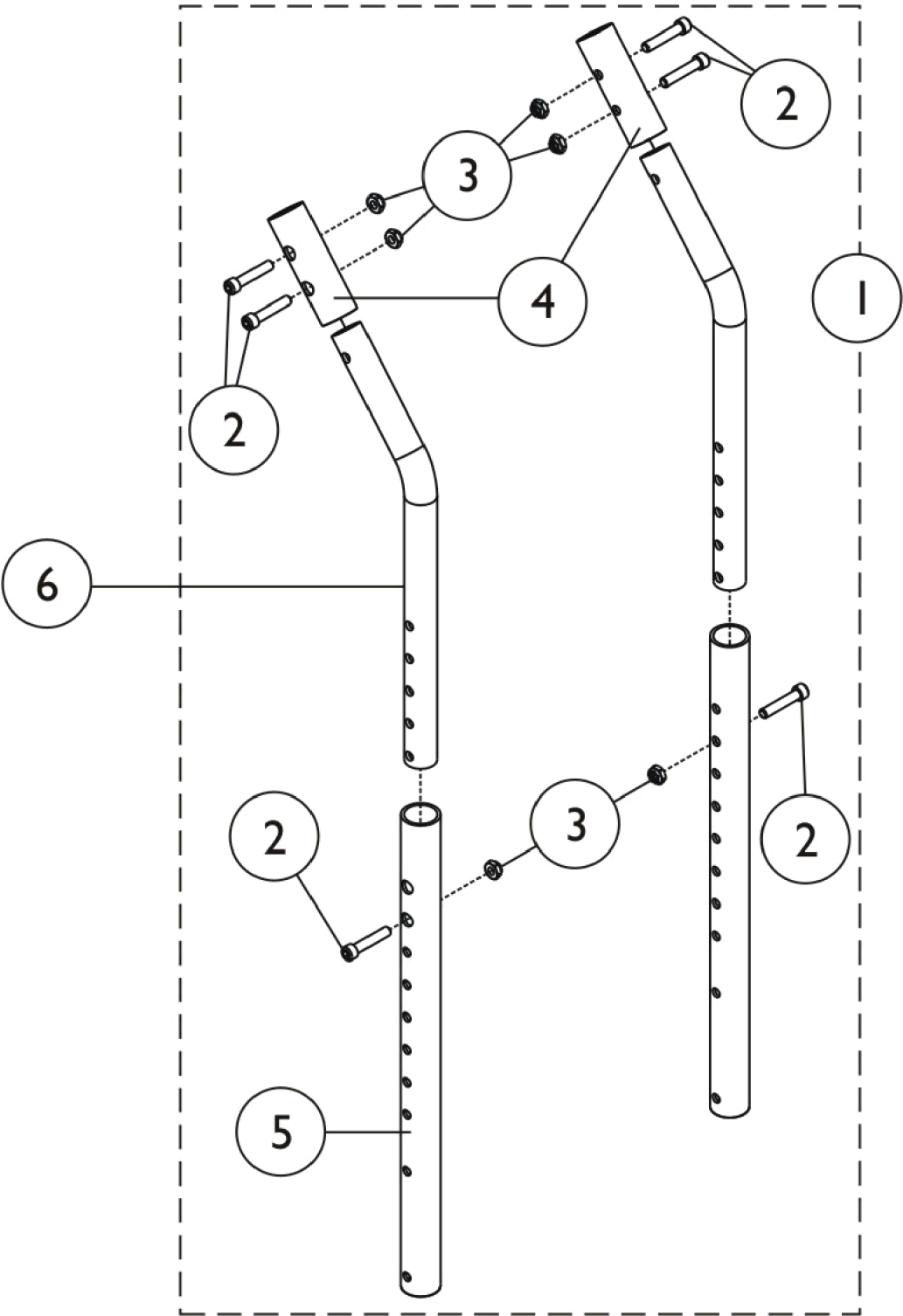
Fold Down Back Canes and Attaching Hardware



Fold Down Back Canes and Attaching Hardware

Item Number	Note	Part Number	Description	Quantity Per	
				Package	Assembly
1	A	1127685	Back Cane Assembly, Black - Right/Left (20" H)	1	2
1	A	1127686	Back Cane Assembly, Black - Right/Left (24" H)	1	2
2		1055398	Grip, Hand, Foam (4")	1	2
3	B	1127687-NLA	NLA - Kit, Back Cane Attaching Hardware	1	1
4			NLA - Spring, Compression (5/16 x 1-3/8 x 1/32")	1	1
5			NLA - Block, Stop	1	1
6			Screw, Socket Button Head (1/4-20 x 1-5/8")	1	1
7			NLA - Spacer (1/4 x 3/8 x 3/16")	1	2
8			Locknut (1/4-20)	1	1
9			Locknut (1/4-28)	1	3
10			Nut, Hex (1/4-28)	1	3
11			NLA - Plate, Back	1	2
12			NLA - Latch, Seat, Black	1	1
13			Uni-Washer, Coved	1	3
14			Screw, Hex Head (1/4-28 x 2")	1	6
NOTE: A - Includes back cane and item 2 (handgrip) B - Includes items 4-14					

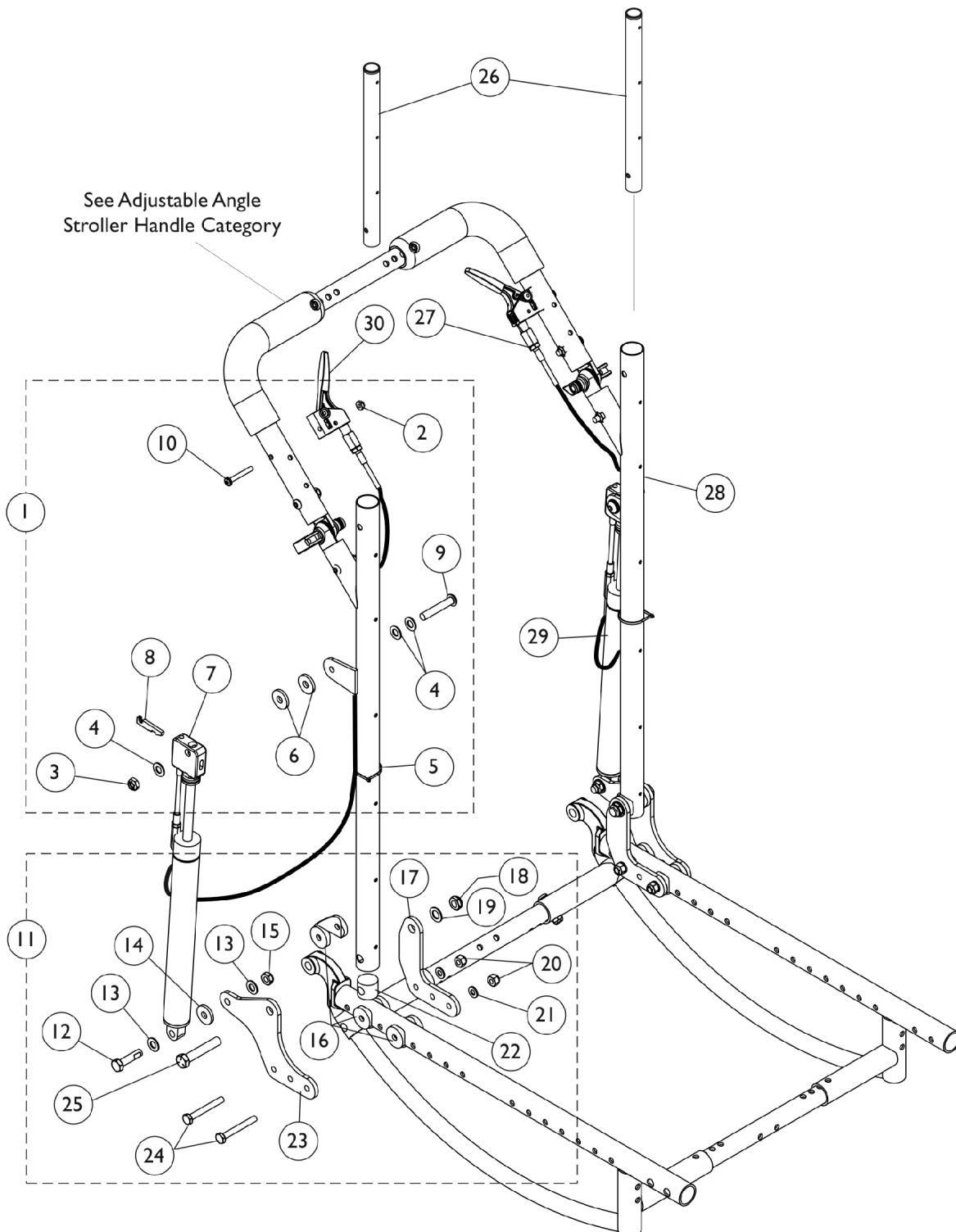
Adjustable Height Back Canes and Attaching Hardware



Adjustable Height Back Canes and Attaching Hardware

Item Number	Note	Part Number	Description	Quantity Per		
				Package	Assembly	
1	A	1134189	Adjustable Height Cane Assembly (Pair)	1	1	
2			Screw, Allen Head (1/4-28 x 1-1/4")	1	6	
3			Locknut (1/4-28)	1	6	
4			Tube, Adapter, Stroller Handle, Black	1	2	
5			Tube, Receiver Cane, Adjustable Height, Black	1	2	
6	B	1134187	Tube, Cane, Adjustable Height, Black (16 - 20")	1	2	
		1131323	Kit, Back Cane Attaching Hardware	1	1	
			Screw, Hex Head (1/4-28 x 2")	1	4	
			Uni-Washer, Coved	1	4	
			Nut, Hex (1/4-28)	1	4	
	C	1127687-NLA	Plate, Back	1	2	
			NLA - Kit, Back Cane Attaching Hardware	1	1	
			NLA - Spring, Compression (5/16 x 1-3/8 x 1/32")	1	1	
			NLA - Block, Stop	1	1	
			Screw, Socket Button Head (1/4-20 x 1-5/8")	1	1	
			NLA - Spacer (1/4 x 3/8 x 3/16")	1	2	
			Locknut (1/4-20)	1	1	
			Locknut (1/4-28)	1	3	
			Nut, Hex (1/4-28)	1	3	
			NLA - Plate, Back	1	2	
			NLA - Latch, Seat, Black	1	1	
			Uni-Washer, Coved	1	3	
			Screw, Hex Head (1/4-28 x 2")	1	6	
			1126346	Cane, Back, Black (20" H)	1	1
			1055398	Grip, Hand, Foam (4")	1	1
NOTE: A - Includes items 2-5. B - Fold down style. Fold down or fixed style attaching hardware may be used. C - Fixed style. Fixed or fold down style attaching hardware may be used.						

Reclining Back Hardware

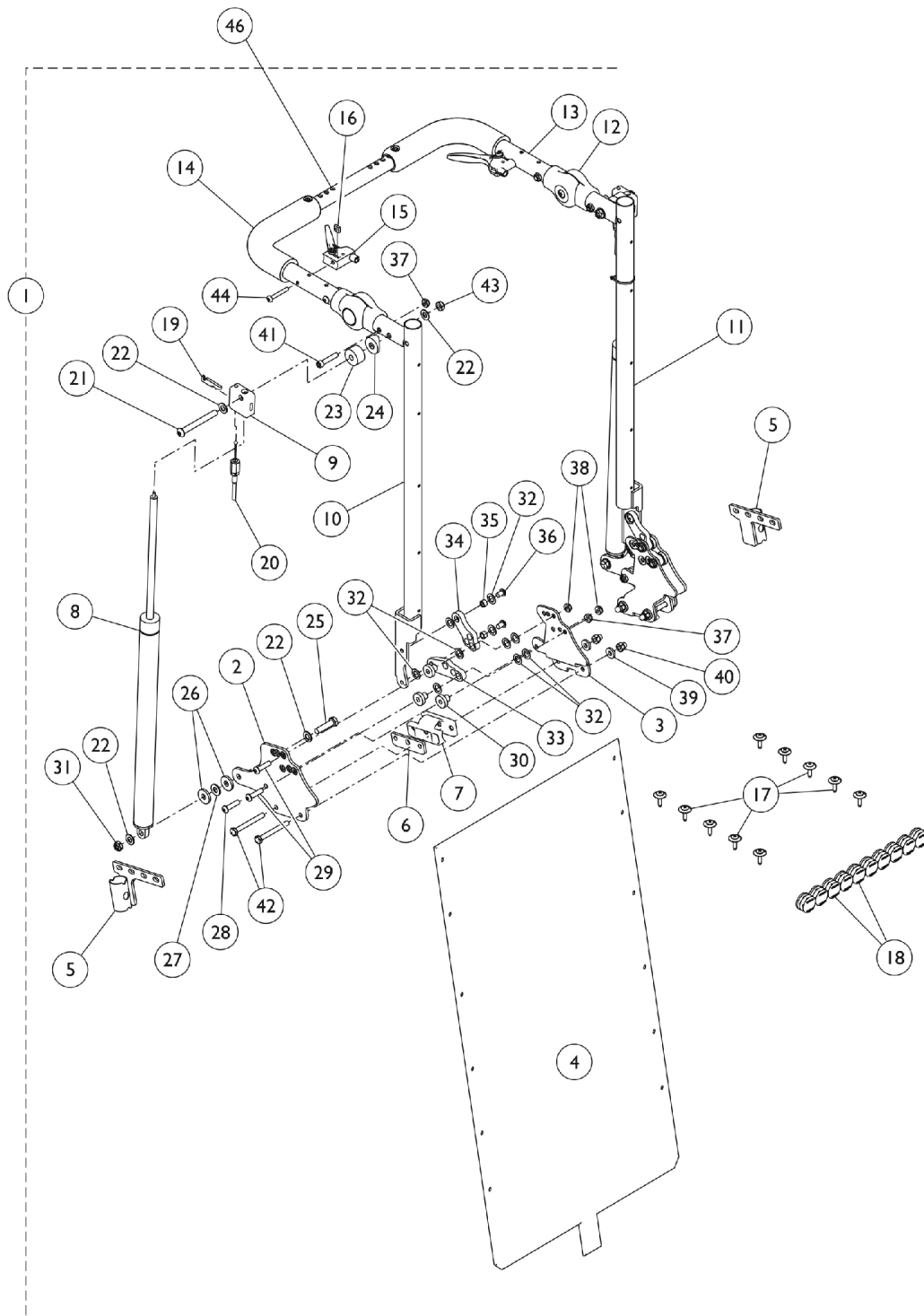


Reclining Back Hardware

Item Number	Note	Part Number	Description	Quantity Per	
				Package	Assembly
1	A	1127697	Kit, Cable Release Hardware	1	1
2			Locknut (#10-32)	1	1
3			Locknut (5/16-24)	1	1
4			Washer, Steel (21/64 x 5/8 x 3/64")	1	3
5			Tie Wrap (3-29/32" L)	1	1
6			Washer, Nylon (5/16 x 7/8 x 1/8")	1	2
7			Bracket, Cylinder Release, Black	1	1
8			Lever, Cylinder Release	1	1
9			NLA - Screw, Socket Button Head (5/16-24 x 1-3/4")	1	1
10			Screw, Phillips Pan Head (#10-32 x 1-3/8")	1	1
11	B	1127698-NLA	NLA - Kit, Reclining Back Hardware	1	1
12			NLA - Screw, Hex Head (5/16-18 x 1-1/4")	1	1
13			Washer, Steel (21/64 x 5/8 x 3/64")	1	2
14			Washer, Nylon (5/16 x 7/8 x 1/8")	1	1
15			Locknut (5/16-18)	1	1
16			Uni-Washer, Coved	1	3
17			NLA - Plate, Reclining Back Cane Mounting - Inside	1	1
18			Locknut, Low Profile (3/8-16)	1	1
19			Washer, Flat (3/8 x 11/16 x 1/16")	1	1
20			Locknut (1/4-28)	1	2
21			Washer (1/4 x 1/2 x 1/16")	1	2
22			Plug	1	1
23			NLA - Plate, Reclining Back Cane Mounting - Outside	1	1
24			Screw, Hex Head (1/4-28 x 2")	1	2
25			NLA - Screw, Hex Head (3/8-16 x 2")	1	1
26	C	1070998	Headrest Extension Tube Assembly, Black - Right	1	1
26	C	1070999	Headrest Extension Tube Assembly, Black - Left	1	1
27		1082638	Cable Release Assembly	1	2
28	D	1127787-NLA	NLA - Cane, Back, Recliner, Black - Right	1	1
28	D	1127788-NLA	NLA - Cane, Back, Recliner, Black - Left	1	1
29		1050154	Cylinder, Lock, Recline	1	2
30		1078318	Handle, Cable Release, Black	1	2
<p>NOTE: A - Includes items 2-10. The kit accommodates one side only. Hardware revised 10/16/2009 and is backward compatible with chairs manufactured before 10/16/2009.</p> <p>B - Includes items 12-25. The hardware kit accommodates one side only.</p> <p>C - Includes Plug Button and Spring Button.</p> <p>D - When a new Recliner Back Cane is ordered for chairs manufactured before 10/16/2009, new Cable Release Hardware item #1 is recommended also. Recliner Back Canes do not have to be replaced in pairs.</p>					

Recliner - Low Shear - Retro-Fit Kit w/ Upholstery

The Recliner Retro-Fit Kit can be used on the Solara® 2G as long as the seat depth is not set at its deepest settings (Small Frame: 16" D, Medium Frame: 19" D, Large Frame: 22" D)



Recliner - Low Shear - Retro-Fit Kit w/ Upholstery

The Recliner Retro-Fit Kit can be used on the Solara® 2G as long as the seat depth is not set at its deepest settings (Small Frame: 16" D, Medium Frame: 19" D, Large Frame: 22" D)

Item Number	Note	Part Number	Description	Quantity Per	
				Package	Assembly
1	A	See Chart	#1 Retro-Fit Kit, Low Shear w/ Upholstery (14-20" Wide)	1	1
12	B	1134190	Kit, Stroller Handle, Adjustable Angle - Outside Mount	1	1
			Screw, Socket Button Head (1/4-28 x 1-1/4")	1	2
			Gear, Stroller Handle	1	2
			Screw, Socket Head (1/4-28 x 1-1/4")	1	2
			Screw, Socket Head (1/4-28 x 1-1/4")	1	2
			Locknut (1/4-28)	1	2
			Locknut (1/4-28)	1	4
46		See Chart	#46 Crossbrace Tube	1	1
NOTE: A - Kit includes items 2 - 11, and 13 - 44. B - Includes Gear, Screws, and Nuts.					

#1 Retro-Fit Kit, Low Shear w/ Upholstery (14-20" Wide)

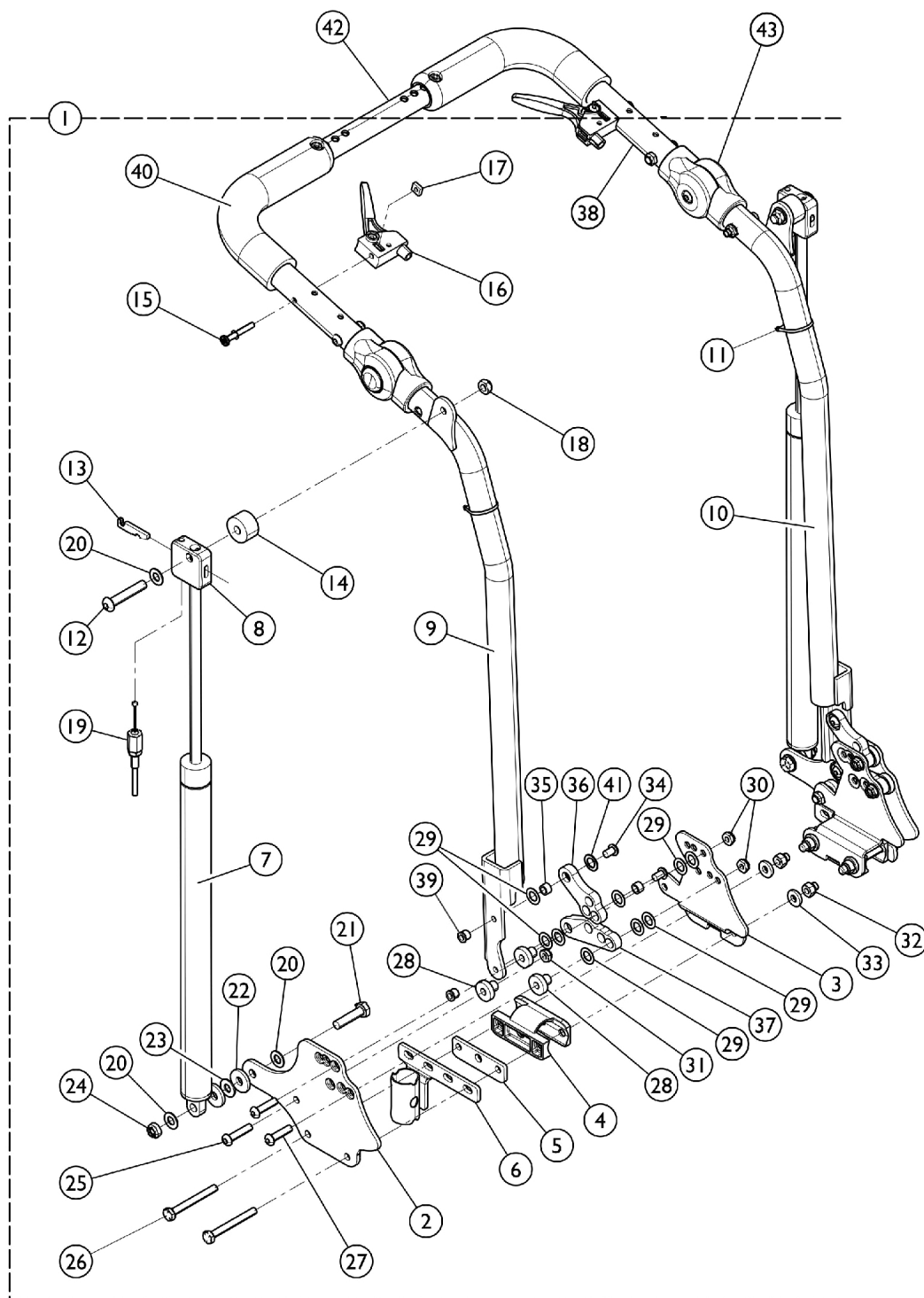
Chair Width	Kit Part Number
14" W	1171137 See Note(s) A
15" W	1171138 See Note(s) A
16" W	1171139 See Note(s) A
17" W	1171140 See Note(s) A
18" W	1171141 See Note(s) A
19" W	1171142 See Note(s) A
20" W	1171143 See Note(s) A
NOTE: A - Includes items 2 - 11, and 13 - 44.	

#46 Crossbrace Tube

12-16" Wide Tube	14-18" Wide Tube	16-20" Wide Tube	18-22" Wide Tube	20-24" Wide Tube
1129473	1129474	1129475	1129476	1159455

Recliner - Low Shear - Retro-Fit Kit w/o Upholstery

The Recliner Retro-Fit Kit can be used on the Solara® 2G as long as the seat depth is not set at its deepest settings (Small Frame: 16" D, Medium Frame: 19" D, Large Frame: 22" D)



SCM_084B

Recliner - Low Shear - Retro-Fit Kit w/o Upholstery

The Recliner Retro-Fit Kit can be used on the Solara® 2G as long as the seat depth is not set at its deepest settings (Small Frame: 16" D, Medium Frame: 19" D, Large Frame: 22" D)

Item Number	Note	Part Number	Description	Quantity Per	
				Package	Assembly
1	A	1171136	Kit, Retro-Fit, Low Shear Recliner w/o Upholstery	1	1
2			Plate, Outer - Right	1	1
2			Plate, Inner - Left	1	1
3			Plate, Inner - Right	1	1
3			Plate, Outer - Left	1	1
4			Universal Washer	1	2
5			Plate, Spacer	1	2
6			Arm Cup Assembly, Rear - Right	1	1
6			Arm Cup Assembly, Rear - Left	1	1
7			Cylinder, Gas, Recliner	1	2
8			Bracket, Cylinder Release, Black	1	2
9			NLA - Cane, Back, Recliner, Black - Right	1	1
10			NLA - Cane, Back, Recliner, Black - Left	1	1
11			Tie Wrap (3-29/32" L)	1	2
12			NLA - Screw, Socket Button Head (5/16-24 x 1-3/4")	1	2
13			Lever, Cylinder Release	1	2
14			Bushing (5/16 x 1")	1	2
15			Screw, Allen Head (1/4-28 x 1-1/4")	1	2
16			Screw, Phillip Pan Head (10-32 x 1-3/8")	1	2
17			Handle, Cable Release, Black	1	2
18			Nut, Square (#10-32)	1	2
19			Locknut (5/16-24)	1	2
20			Cable Release Assembly	1	2
21			Washer, Steel (21/64 x 5/8 x 3/64")	1	6
22			Screw, Hex Head w/ Patch (5/16-18 x 1-1/4")	1	2
23			Washer, Nylon (5/16 x 7/8 x 1/8")	1	4
24			Washer, Nylon (5/16 x 11/16 x 1/16")	1	2
25			Locknut (5/16-18)	1	2
26			Screw, Socket Button Head (1/4-28 x 1-1/8")	1	2
27			Screw, Hex Head (1/4-28 x 2-1/4")	1	4
28			Screw, Button Head, Socket, Cap (1/4-28 x 1")	1	4
29			Bushing, Pivot	1	6
30			Washer, Nylon (3/8 x 5/8 x 3/64)	1	4
31			Locknut, Thin (1/4-28)	1	4
32			Locknut (1/4-28)	1	2
33			Nut, Hex Nylon (1/4-28)	1	4
34			Washer (1/4 x 5/8 x 3/32")	1	4
35			Screw, Socket, Button (1/4-20 x 3/8")	1	4
36			Bushing (3/8 x 1/2 x 3/16)	1	4
37			Link, Upper, Reclining Back - Right	1	1
37			Link, Upper, Reclining Back - Left	1	1
38			Link, Lower, Reclining Back - Right	1	1
38			Link, Lower, Reclining Back - Left	1	1

Recliner - Low Shear - Retro-Fit Kit w/o Upholstery

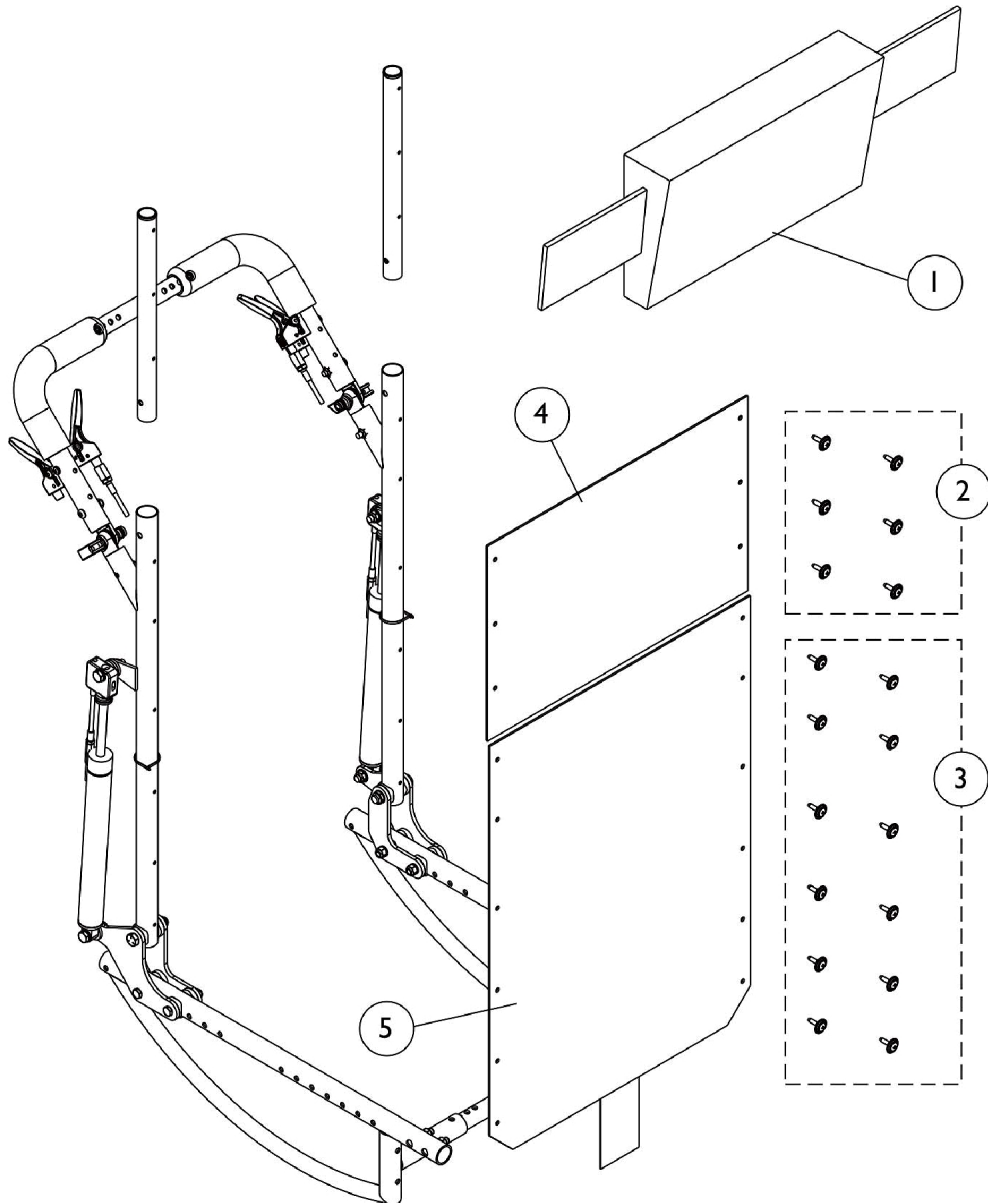
The Recliner Retro-Fit Kit can be used on the Solara® 2G as long as the seat depth is not set at its deepest settings (Small Frame: 16" D, Medium Frame: 19" D, Large Frame: 22" D)

Item Number	Note	Part Number	Description	Quantity Per	
				Package	Assembly
39	B	See Chart 1134190	Nut, Barrel (1/4-20)	1	4
40			Stroller Handle Assembly - Right/Left	1	1
41			NLA - Washer (1/4 x 5/8 x 1/16")	1	4
42			#42 Crossbrace Tube	1	1
43			Kit, Stroller Handle, Adjustable Angle - Outside Mount	1	1
			Screw, Socket Button Head (1/4-28 x 1-1/4")	1	2
			Gear, Stroller Handle	1	2
			Screw, Socket Head (1/4-28 x 1-1/4")	1	2
			Screw, Socket Head (1/4-28 x 1-1/4")	1	2
			Locknut (1/4-28)	1	2
			Locknut (1/4-28)	1	4
NOTE: A - Includes items 2 - 40. Instruction sheet not shown in illustration but is included with Kit. B - Includes Gear, Screws, and Nuts.					

#42 Crossbrace Tube

12-16" Wide	14-18" Wide	16-20" Wide	18-22" Wide	20-24" Wide
1129473	1129474	1129475	1129476	1159455

Back Upholstery Recliner



Item Number	Note	Part Number	Description	Quantity Per	
				Package	Assembly
1		See Chart	#1 Headrest Cushion	1	1
2		1030441	Package, Headrest Upholstery, Screws w/ Washers (#10 x 7/8")	6	1
3		1029154	Kit, Back Upholstery Hardware - Screws w/ Washers (#10 x 7/8")	12	1
4		See Chart	#4 Headrest Upholstery	1	1
5		See Chart	#5 Back Upholstery	1	1

Back Upholstery

Recliner

#1 Headrest Cushion

14-15" Wide	16-18" Wide	19-20" Wide
1071011	1071058	1071059

#4 Headrest Upholstery

14" Wide	15" Wide	16" Wide	17" Wide	18" Wide	19" Wide	20" Wide
1192478	1192479	1192480	1192481	1192482	1192483	1192484

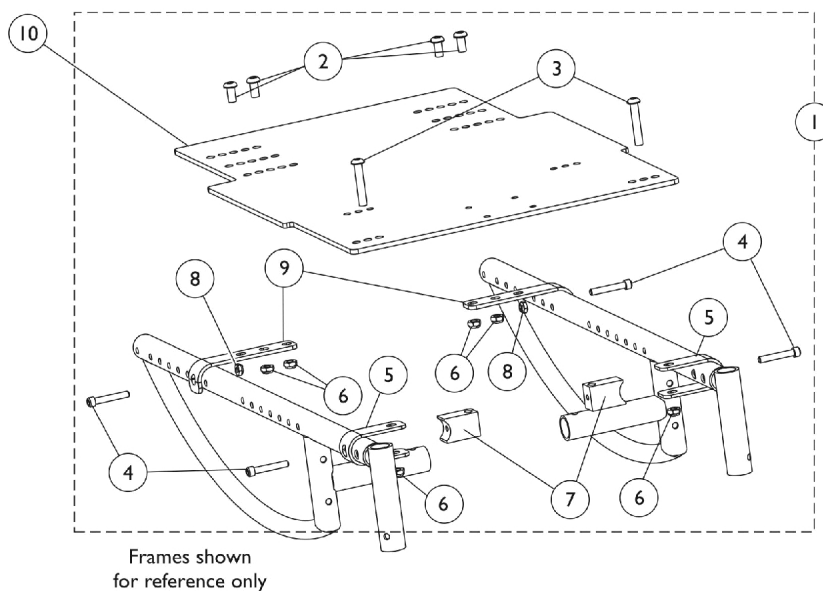
#5 Back Upholstery

14" Wide	15" Wide	16" Wide	17" Wide	18" Wide	19" Wide	20" Wide
1071716-NLA	1071041	1071043	1071045	1071047	1071050-NLA	1071052-NLA

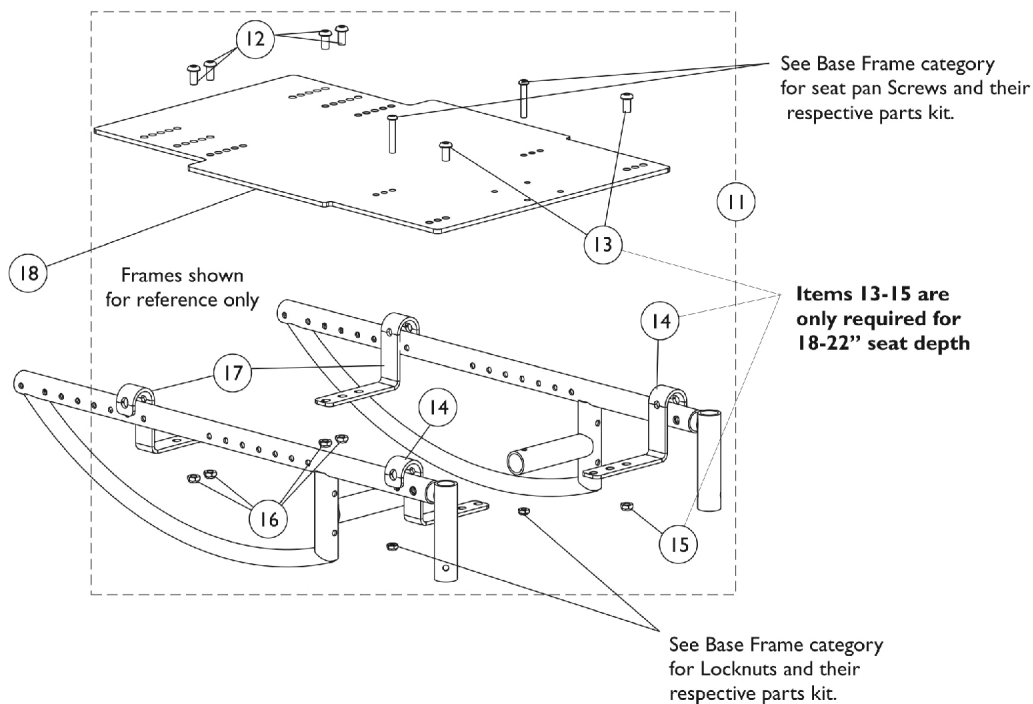
Seat Pans and Hardware

Image shown for Flush Mounted Seat Pan reflects the configuration for 15-22" deep chairs with HDPG. The flush mounted seat pan hardware kit provides enough parts for ALL flush mounted seat pan chairs.

Flush Mounted Seat Pan



Drop Mounted Seat Pan



Seat Pans and Hardware

Item Number	Note	Part Number	Description	Quantity Per	
				Package	Assembly
1	A	1128823	NLA - Kit, Seat Pan Mounting Hardware - Flush Mounted Seat	1	1
2			Screw, Socket Button Head (5/16-24 x 5/8")	1	4
3			NLA - Screw, Socket Button Head (5/16-24 x 1-3/4")	1	2
4			NLA - Screw, Socket Head (1/4-28 x 1-1/2")	1	4
5			Bracket, Flush Seat Pan Mounting, Front, Black	1	2
6			Locknut (5/16-24)	1	6
7			NLA - Block, Seat Pan Mounting	1	2
8			Locknut (1/4-28)	1	2
9			NLA - Bracket, Flush Seat Pan Mounting, Rear, Black	1	2
2	B,C	1012962	Screw, Socket Button Head (5/16-24 x 5/8")	1	4
3		1093263-NLA	NLA - Screw, Socket Button Head (5/16-24 x 1-3/4")	1	2
5		1126296	Bracket, Flush Seat Pan Mounting, Front, Black	1	2
6		1025730	Locknut (5/16-24)	1	6
8		1025765	Locknut (1/4-28)	1	2
10		See Chart	#10 Flush Mounted Seat Pan (Aluminum)	1	1
11		1128824	Kit, Seat Pan Mounting Hardware - Drop Mounted Seat	1	1
12		See Chart	Screw, Socket Button Head (5/16-24 x 5/8")	1	4
13			Screw, Socket Button Head (5/16-24 x 5/8")	1	2
14			NLA - Bracket, Drop Seat Pan Mounting, Black	1	2
15			Locknut (5/16-24)	1	2
16			Locknut (5/16-24)	1	4
17			NLA - Bracket, Drop Seat Pan Mounting, Black	1	2
18		See Chart	#18 Drop Mounted Seat Pan (Aluminum)	1	1

NOTE: A - Includes items 2 thru 9. Kit provides enough parts for ALL chair configurations with Flush Mounted Seat Pans.
 B - Includes items 12 thru 17. Kit provides enough parts for ALL chair configurations with Drop Mounted Seat Pans.
 C - Items 13 thru 15 are only required for chairs that are 18-22" deep

#10 Flush Mounted Seat Pan (Aluminum)

Flush Mounted Seat Pans mount on top of Seat Frame Rails.

Seat Pan Depth Range	For 12-14" Wide Seat Frame	For 14" Wide Seat Frame	For 15-17" Wide Seat Frame	For 18-20" Wide Seat Frame	For 21-22" Wide Seat Frame
12-16" Deep	1127800	N/A	1127801	1128282-NLA	N/A
15-19" Deep	1127803	N/A	1127804	1127805	1127806
18-22" Deep	N/A	1127795	1127796	1127797	1127798

#18 Drop Mounted Seat Pan (Aluminum)

Drop Mount Seat Pan has to lose 2" to fit so Pan fits the next highest Seat Frame Range.

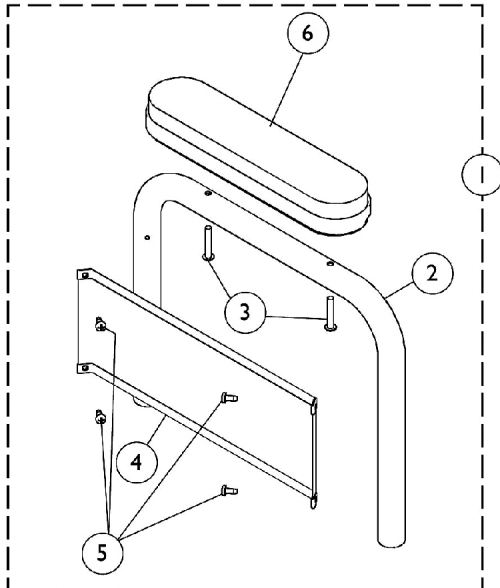
Seat Pans and Hardware

#18 Drop Mounted Seat Pan (Aluminum)

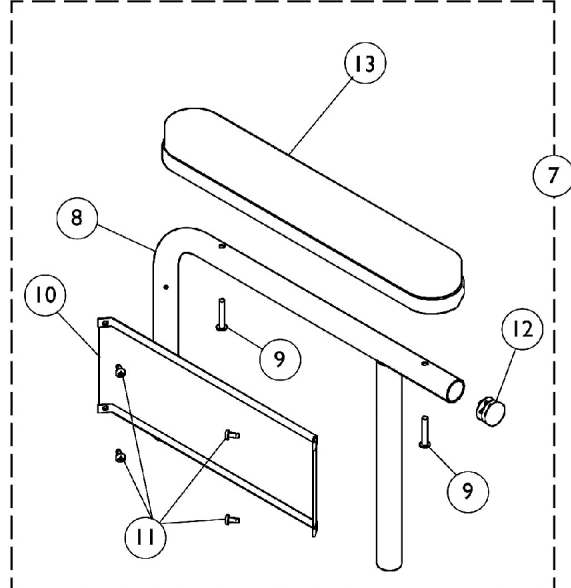
Drop Mount Seat Pan has to lose 2" to fit so Pan fits the next highest Seat Frame Range.

Seat Pan Depth Range	For 12-13" Wide Seat Frame	For 14-16" Wide Seat Frame	For 17-19" Wide Seat Frame	For 20" Wide Seat Frame	For 20-22" Wide Seat Frame
12-16"	1127799	1127800	1127801	1128282-NLA	N/A
15-19"	1127802	1127803	1127804	N/A	1127805
18-22"	N/A	1127795	1127796	N/A	1127797

Fixed Height Arms

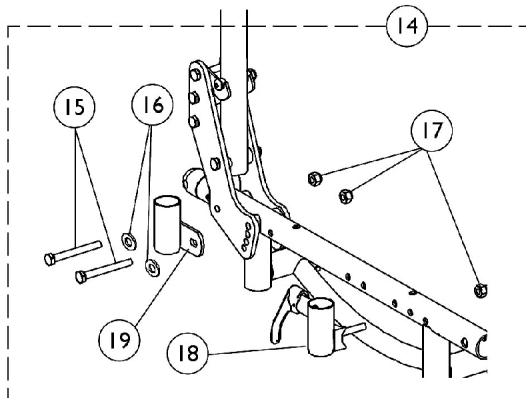


Desk Length Arm with Arm Pad

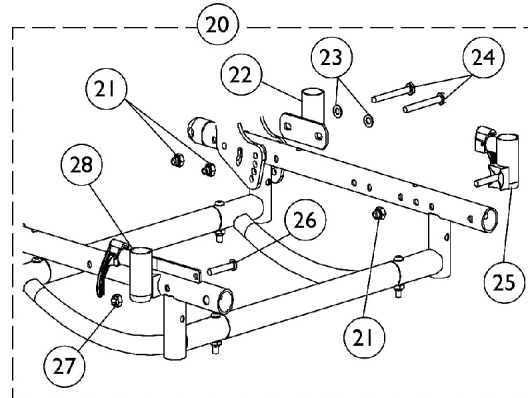


Full Length Arm with Arm Pad

Arm Attaching Hardware



**All chairs without
Hand Operated Hublock Wheel Locks**



**Chairs with Hand Operated
Hublock Wheel Locks**

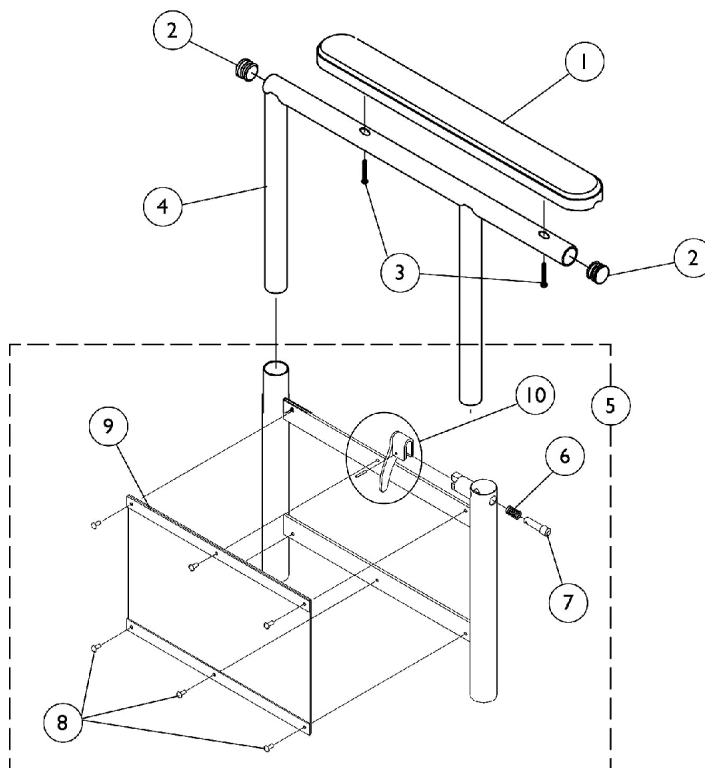
Fixed Height Arms

Item Number	Note	Part Number	Description	Quantity Per	
				Package	Assembly
1	A,B	8881102858-NL A	NLA - Fixed Height Desk Length Arm Assembly - Right	1	1
2			NLA - Tube, Arm, Desk Length, Black - Right/Left	1	1
3			Package, Screw Phillips Pan Head (#10-32 x 1-1/8")	2	1
4			NLA - Guard, Clothing, Desk Length	1	1
5			Screw, Phillips Pan Head Tap (#8-32 x 3/8")	1	4
6			Pad, Arm, Desk Length	1	1
6	A	8881053578	Kit, Arm Pad w/ Screws, Desk Length (9" L x 2" W) (Pair)	2	1
1	A,B	8881102859-NL A	NLA - Fixed Height Desk Length Arm Assembly - Left	1	1
2			NLA - Tube, Arm, Desk Length, Black - Right/Left	1	1
3			Package, Screw Phillips Pan Head (#10-32 x 1-1/8")	2	1
4			NLA - Guard, Clothing, Desk Length	1	1
5			Screw, Phillips Pan Head Tap (#8-32 x 3/8")	1	4
6			NLA - Arm Pad, Desk Length w/ Law Label	1	1
6	A	8881053578	Kit, Arm Pad w/ Screws, Desk Length (9" L x 2" W) (Pair)	2	1
7	A,C	8881102864-NL A	NLA - Fixed Height Full Length Arm Assembly - Right	1	1
8			NLA - Arm Base, Full Length, Black - Right	1	1
9			Screw, Phillips Pan Head (#10-32 x 1-1/8")	1	2
10			NLA - Guard, Clothing, Desk Length	1	1
11			Screw, Phillips Pan Head Tap (#8-32 x 3/8")	1	4
12			Plug Button, Black (7/8")	1	1
13			NLA - Pad, Arm, Full Length w/ Law Label	1	1
13	A	8881053577	Kit, Arm Pad w/ Screws, Full Length (14" L x 2" W) (Pair)	2	1
7	A,C	8881102865-NL A	NLA - Fixed Height Full Length Arm Assembly - Left	1	1
8			NLA - Arm Base, Full Length, Black - Left	1	1
9			Screw, Phillips Pan Head (#10-32 x 1-1/8")	1	2
10			NLA - Guard, Clothing, Desk Length	1	1
11			Screw, Phillips Pan Head Tap (#8-32 x 3/8")	1	4
12			Plug Button, Black (7/8")	1	1
13			NLA - Pad, Arm, Full Length w/ Law Label	1	1
13	A	8881053577	Kit, Arm Pad w/ Screws, Full Length (14" L x 2" W) (Pair)	2	1
14	D	1133487	Kit, Arm Attaching Hardware	1	1
15			Screw, Hex Head (1/4-28 x 2-1/4")	1	4
16			Washer (1/4 x 1/2 x 1/16")	1	4
17			Nut, Hex with Nylon Cap (1/4-20)	1	6
18			Socket, Arm, Front - Right	1	1
18			Socket, Arm, Front - Left	1	1
19			Socket, Arm, Rear - Right/Left	1	2

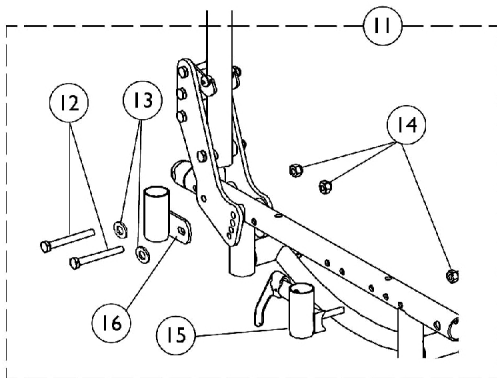
Fixed Height Arms

Item Number	Note	Part Number	Description	Quantity Per	
				Package	Assembly
20	E	1133488	Kit, Arm Attaching Hardware for Hand Oper. Hublock	1	1
21			Nut, Hex with Nylon Cap (1/4-20)	1	6
22			Socket, Arm, Rear - Right/Left	1	2
23			Washer (1/4 x 1/2 x 1/16")	1	4
24			Screw, Hex Head (1/4-28 x 2-1/4")	1	4
25			Socket, Arm, Front - Left	1	1
26			Screw, Socket Button Head (1/4-28 x 1-1/2")	1	1
27			Locknut (1/4-28)	1	1
28			Arm Socket Assembly, Hublock - Right	1	1
NOTE: A - Specify upholstery color U67 Black when ordering B - Includes items 2-6 C - Includes items 8-13 D - Includes items 15-19. Contains enough hardware for both arms E - Includes items 21-28. Contains enough hardware for both arms					

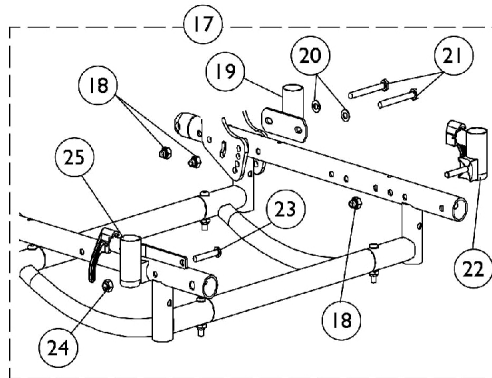
Adjustable Height Arms



Arm Attaching Hardware



**All chairs without
Hand Operated Hublock Wheel Locks**

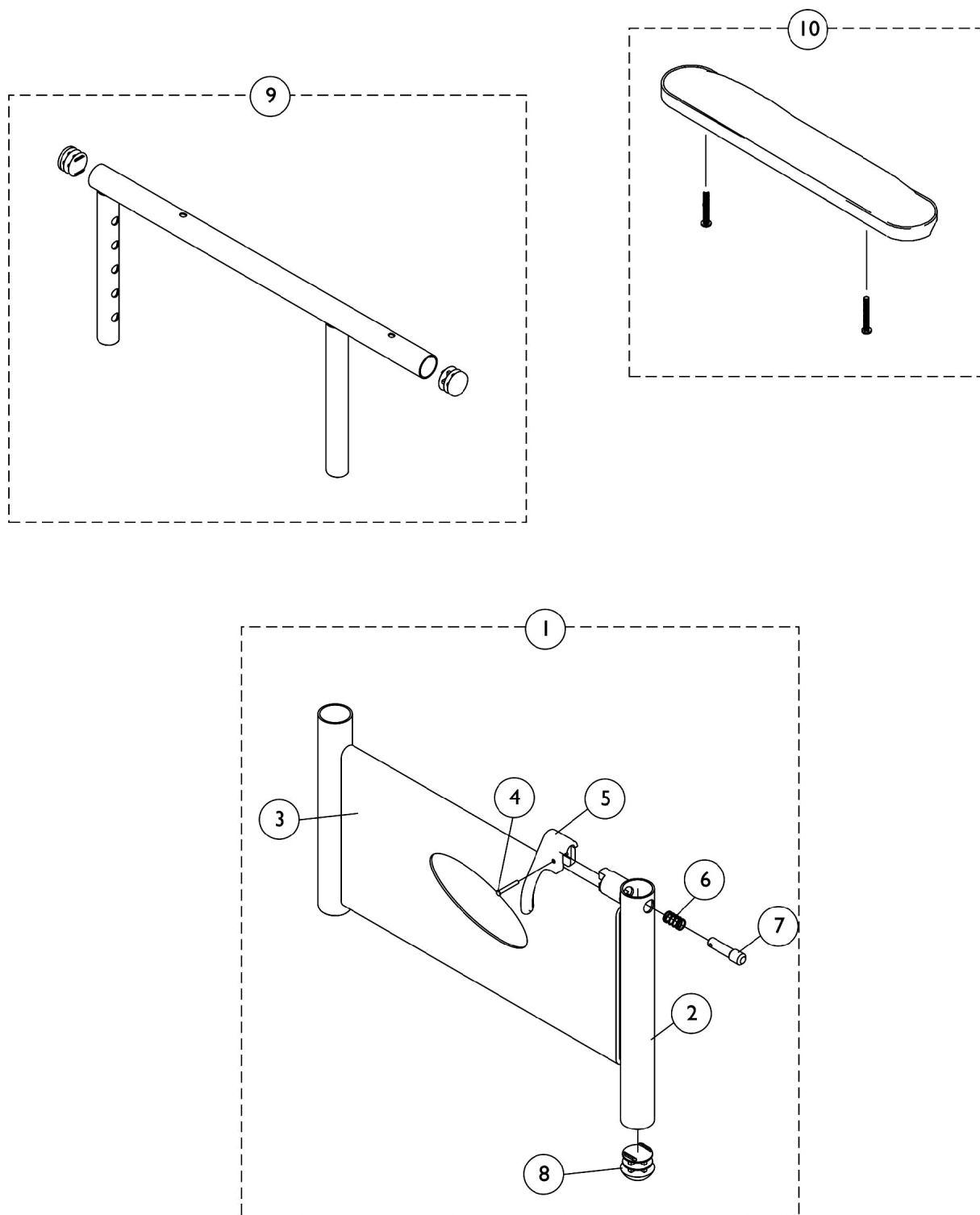


Chairs with Hand Operated Hublock Wheel Locks

Adjustable Height Arms

Item Number	Note	Part Number	Description	Quantity Per	
				Package	Assembly
1	A	8881053578	Kit, Arm Pad w/ Screws, Desk Length (9" L x 2" W) (Pair)	2	1
1	A	8881053577	Kit, Arm Pad w/ Screws, Full Length (14" L x 2" W) (Pair)	2	1
2		1027095	Plug Button, Black (7/8")	1	2
3		1111714	Package, Screw Phillips Pan Head (#10-32 x 1-1/8")	2	1
4		1070859	Arm Tube Assembly w/ Plug Buttons, Desk Length, Black - Right/Left	1	1
4		1041522	Arm Tube Assembly w/ Plug Buttons, Full Length, Black - Right/Left	1	1
5	B	1035892	Adjustable Height Arm Base Assembly - Right	1	1
			Base, Armrest, Adjustable Height	1	1
6			Spring, Arm Lock	1	1
7			Pin, Arm Lock, Black	1	1
8			Rivet	1	6
9			NLA - Guard, Clothing	1	1
10			Kit, Lock Handle w/Rivets (Pair)	1	1
5	B	1035893	Adjustable Height Arm Base Assembly - Left	1	1
			Base, Armrest, Adjustable Height	1	1
6			Spring, Arm Lock	1	1
7			Pin, Arm Lock, Black	1	1
8			Rivet	1	6
9			NLA - Guard, Clothing	1	1
10			Kit, Lock Handle w/Rivets (Pair)	1	1
11	D	1133487	Kit, Arm Attaching Hardware	1	1
12			Screw, Hex Head (1/4-28 x 2-1/4")	1	4
13			Washer (1/4 x 1/2 x 1/16")	1	4
14			Nut, Hex with Nylon Cap (1/4-20)	1	6
15			Socket, Arm, Front - Right	1	1
15			Socket, Arm, Front - Left	1	1
16			Socket, Arm, Rear - Right/Left	1	2
17	E	1133488	Kit, Arm Attaching Hardware for Hand Oper. Hublock	1	1
18			Nut, Hex with Nylon Cap (1/4-20)	1	6
19			Socket, Arm, Rear - Right/Left	1	2
20			Washer (1/4 x 1/2 x 1/16")	1	4
21			Screw, Hex Head (1/4-28 x 2-1/4")	1	4
22			Socket, Arm, Front - Left	1	1
23			Screw, Socket Button Head (1/4-28 x 1-1/2")	1	1
24			Locknut (1/4-28)	1	1
25			Arm Socket Assembly, Hublock - Right	1	1
NOTE: A - Specify upholstery color U67 Black when ordering B - Includes items 6-10 D - Includes items 12-16. Contains enough hardware for both arms E - Includes items 18-25. Contains enough hardware for both arms					

Adjustable Height Arms

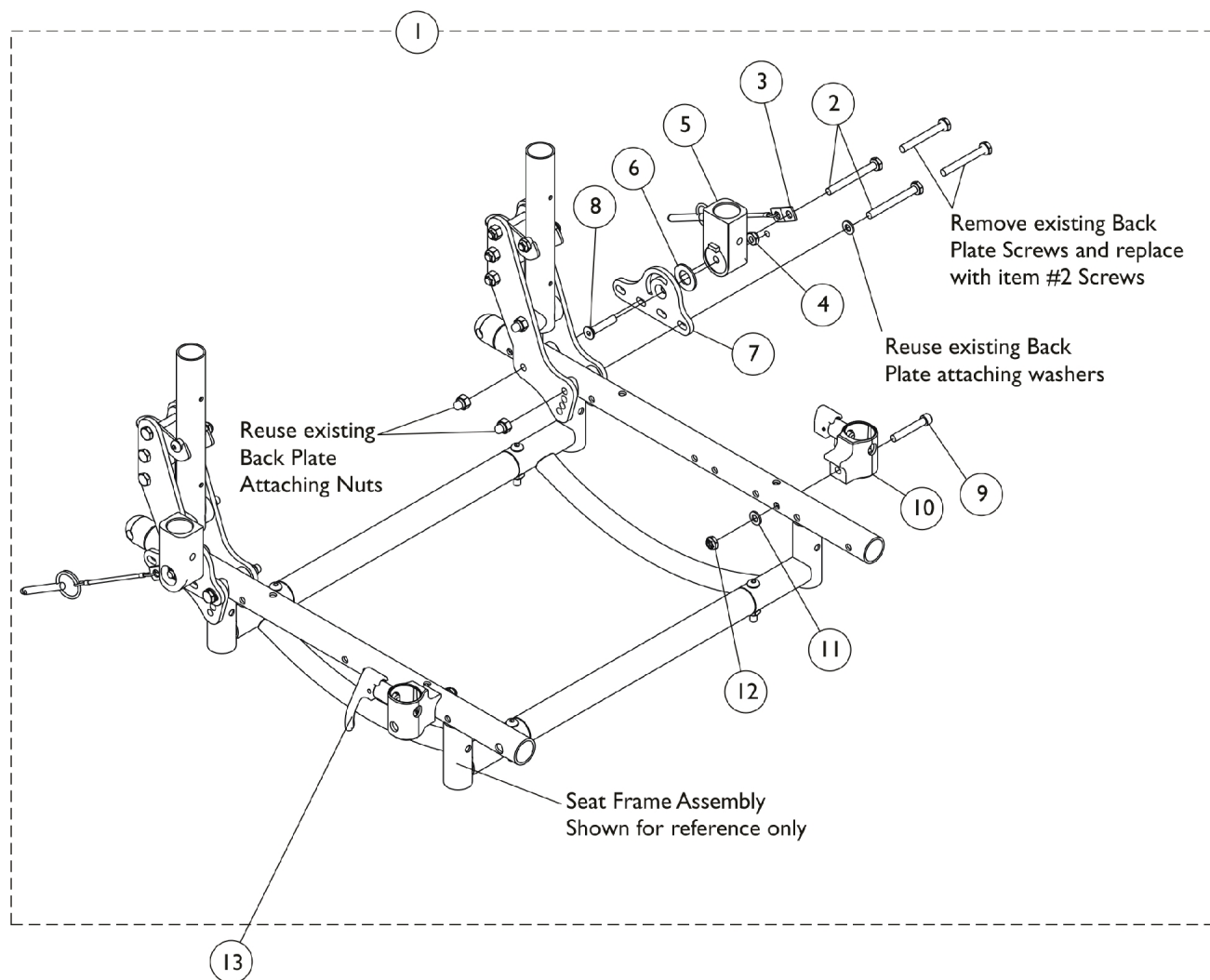


Adjustable Height Arms

Item Number	Note	Part Number	Description	Quantity Per	
				Package	Assembly
1	A	1136591	Arm Base Assembly, Black, FADJDESK, Full - Right (Standard)	1	1
2			Base, Arm, Black - Right/Left	1	1
3			Cover, Clothing Guard w/ Pocket, FXDESK & ADJFULL/ADJDESK	1	1
4			Pin, Arm Lock, Black	1	1
5			Handle, Lock, Black - Right	1	1
6			Spring, Arm Lock	1	1
7			Rivet, Tubular	1	1
8			Plug Button, Black (5/8")	1	1
1	A	1136592	Arm Base Assembly, Black, FADJDESK, Full - Left (Standard)	1	1
2			Base, Arm, Black - Right/Left	1	1
3			Cover, Clothing Guard w/ Pocket, FXDESK & ADJFULL/ADJDESK	1	1
4			Pin, Arm Lock, Black	1	1
5			Handle, Lock, Black - Left	1	1
6			Spring, Arm Lock	1	1
7			Rivet, Tubular	1	1
8			Plug Button, Black (5/8")	1	1
9		1165476	Arm Tube Assembly w/ Plug Buttons, Desk Length, Black - Right/Left	1	1
9		1165478	Arm Tube Assembly w/ Plug Buttons, Full Length, Black - Right/Left	1	1
10		8881053577	Kit, Arm Pad w/ Screws, Full Length (14" L x 2" W) (Pair)	2	1
10		8881053578	Kit, Arm Pad w/ Screws, Desk Length (9" L x 2" W) (Pair)	2	1

NOTE: A - Includes items 2-8.

Flip Back Arm Attaching Hardware



Flip Back Arm Attaching Hardware

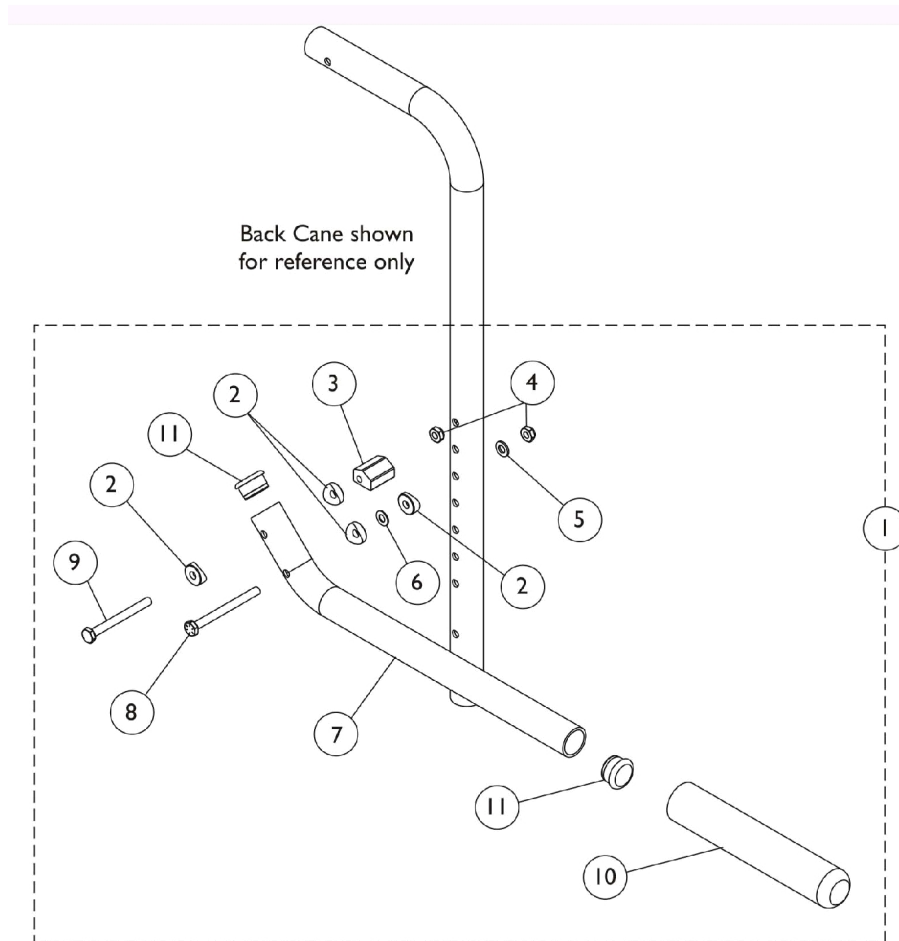
Item Number	Note	Part Number	Description	Quantity Per	
				Package	Assembly
1	A	1136593-NLA	NLA - Hardware, Flip Back Arm Attaching	1	1
2			Screw, Hex Head (1/4-28 x 2-1/4")	1	4
3			Faspin, Lanyard .25 w/ 4"	1	2
4			Locknut, Thin (1/4-20)	1	2
5			Bracket, Cup, Flip Back Arm, Black	1	2
6			NLA - Washer, Nylon (35/64 x 1 x 1/16")	1	2
7			Bracket, Flip Back Arm - Right	1	1
7			Bracket, Flip Back Arm - Left	1	1
8			Screw, Socket Flat Head (1/4-20 x 1-1/4")	1	2
9			NLA - Screw, Socket Head (1/4-28 x 1-1/2")	1	2
10			Arm Socket Assembly, Black - Right	1	1
10			Arm Socket Assembly, Black - Left	1	1
11		7100053	NLA - Washer, Steel (1/4 x 1/2 x 3/64")	1	2
12			Locknut (1/4-28)	1	2
13			Arm Lock Assembly, Black - Right	1	1
			Handle, Lock, Black - Right	1	1
			Rivet, Tubular	1	2
			Pin, Locking	1	2
			Spring, Arm Lock	1	2
13		7100054	Arm Lock Assembly, Black - Left	1	1
			Handle, Lock, Black - Left	1	1
			Rivet, Tubular	1	2
			Pin, Locking	1	2
			Spring, Arm Lock	1	2

NOTE: A - Includes items 2-12.

Cantilever Arms - AT99N

Non-Locking Bolt On

Available on Spree GT chairs only



Cantilever Arms - AT99N

Non-Locking Bolt On

Available on Spree GT chairs only

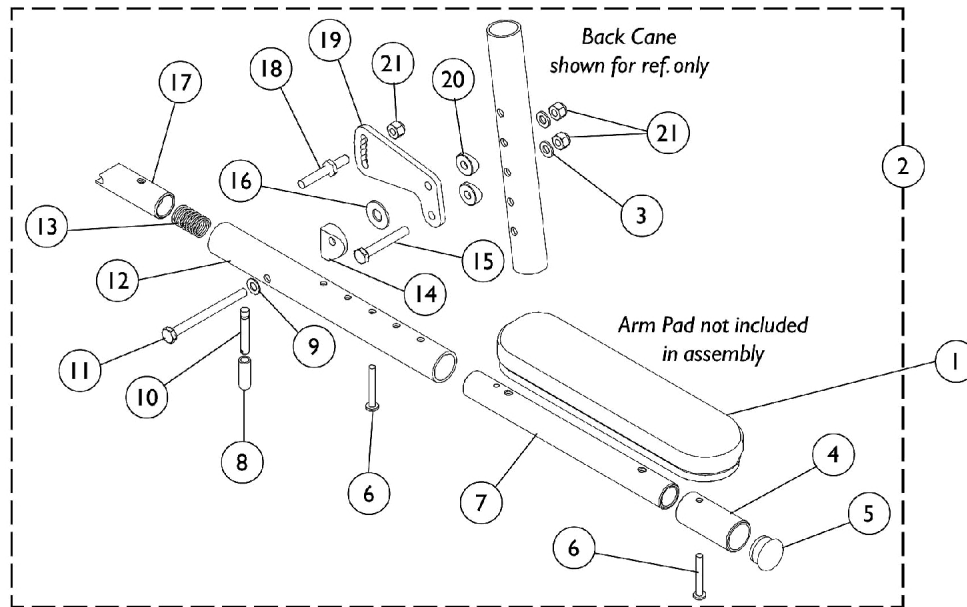
Item Number	Note	Part Number	Description	Quantity Per	
				Package	Assembly
1	A	1118594	Cantilever Arm Assembly - Right	1	1
2			Spacer, Coved (1/4 x 11/16 x 1/2")	1	4
3			NLA - Cam, Cantilever Arm	1	1
4			Locknut (1/4-28)	1	2
5			Washer (1/4 x 1/2 x 1/16")	1	1
6			Washer, Nylon (1/4 x 1/2 x 1/32")	1	1
7			NLA - Tube, Cantilever Arm, Black	1	1
8			NLA - Screw, Hex Head (1/4-28 x 2-3/4")	1	1
9			NLA - Screw, Hex Head (1/4-28 x 2-1/2")	1	1
10			Grip, Foam Hand (6-7/8" L)	1	1
11			Plug Button, Black (1")	1	2
1	A	1118595	Cantilever Arm Assembly - Left	1	1
2			Spacer, Coved (1/4 x 11/16 x 1/2")	1	4
3			NLA - Cam, Cantilever Arm	1	1
4			Locknut (1/4-28)	1	2
5			Washer (1/4 x 1/2 x 1/16")	1	1
6			Washer, Nylon (1/4 x 1/2 x 1/32")	1	1
7			NLA - Tube, Cantilever Arm, Black	1	1
8			NLA - Screw, Hex Head (1/4-28 x 2-3/4")	1	1
9			NLA - Screw, Hex Head (1/4-28 x 2-1/2")	1	1
10			Grip, Foam Hand (6-7/8" L)	1	1
11			Plug Button, Black (1")	1	2

NOTE: A - Includes items 2-11

Cantilever Arms - AT55D & AT55F

Bolt On

Available on Spree GT chairs only



Bolt On Cantilever Arm without Arm Pads

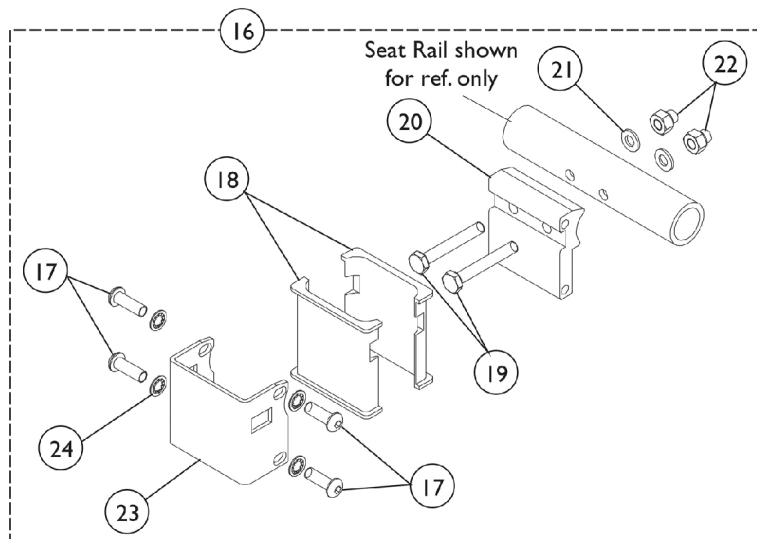
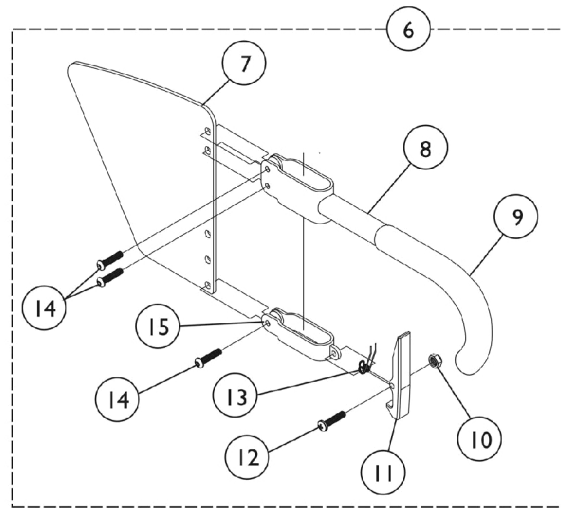
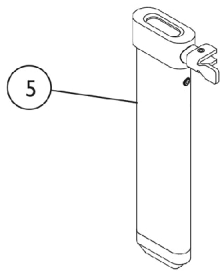
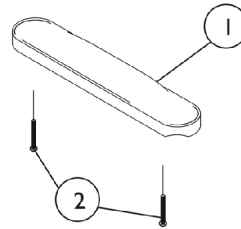
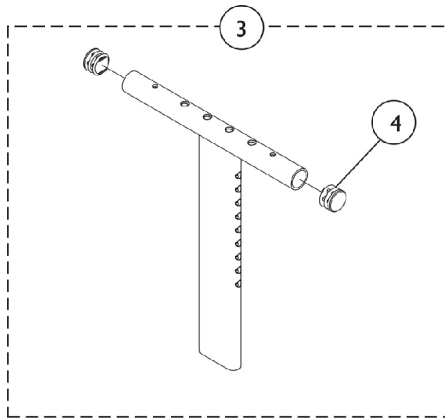
Cantilever Arms - AT55D & AT55F

Bolt On

Available on Spree GT chairs only

Item Number	Note	Part Number	Description	Quantity Per	
				Package	Assembly
1	A	8881053578	Kit, Arm Pad w/ Screws, Desk Length (9" L x 2" W) (Pair)	2	1
1	A	8881053577	Kit, Arm Pad w/ Screws, Full Length (14" L x 2" W) (Pair)	2	1
2	B,C	1068654	Kit, Cantilever Arm, Bolt On - Right	1	1
2	B,C	1068655	Kit, Cantilever Arm, Bolt On - Left	1	1
3		1026907	Washer (1/4 x 1/2 x 1/16")	1	2
4		1042598	Tube, Arm, Extension, Black	1	1
5		1056328	Plug Button, Black (1")	1	1
6		1055205	Package, Screw Phillips Pan Head (#10-32 x 1-3/8")	2	1
7		1068600	Tube, Slide, Cantilever Arm, Black	1	1
8		1059271	Tip, Plastic, Black	1	1
9		1026103	Washer, Nylon (1/4 x 1/2 x 1/32")	1	1
10		1058545	Lever, Actuator	1	1
11		1059374	Screw, Hex Head (1/4-28 x 3")	1	1
12		1068588	Tube, Arm, Black	1	1
13		1011511	Spring, Compression (5/8 x 1 x 3/64")	1	1
14		40157X020	Spacer, Coved (1/4 x 1 x 9/16")	1	1
15		1055348	Screw, Hex Head (1/4-28 x 1-3/4")	1	1
16		1012371	Washer, Nylon (3/8 x 7/8 x 1/16")	1	1
17		1058232	Plug, Latch	1	1
18		1058231-NLA	NLA - Pin, Locking	1	1
19		1058542	Bracket, Armrest Mounting, Black	1	1
20		1026099	Spacer, Coved (1/4 x 11/16 x 1/2")	1	2
21		1065362	Locknut (1/4-28)	1	3
NOTE: A - Specify upholstery color U67 Black when ordering. B - Arms do not include Arm Pads, they must be ordered separately. C - Includes items 3-21					

"T" Arms and Hardware



"T" Arms and Hardware

Item Number	Note	Part Number	Description	Quantity Per	
				Package	Assembly
1	A	8881053570	Kit, Arm Pad w/ Screws, Desk Length (Pair)	2	1
1	A	8881053571	Kit, Arm Pad w/ Screws, Full Length (Pair)	2	1
2		1055205	Package, Screw Phillips Pan Head (#10-32 x 1-3/8")	2	1
3		1069639	T-Arm Assembly w/ Plug Buttons, Desk Length, Low Range, Black	1	1
3		1069641	T-Arm Assembly w/ Plug Buttons, Desk Length, High Range, Black	1	1
3		1069643	T-Arm Assembly w/ Plug Buttons, Full Length, Low Range, Black	1	1
3		1069645	T-Arm Assembly w/ Plug Buttons, Full Length, High Range, Black	1	1
4		1027095	Plug Button, Black (7/8")	1	2
5		1069635	Post, Arm, Low Range	1	1
5		1069637	Post, Arm, High Range	1	1
6	B	1073424	Kit, Clothing Guard, Low Range - Right	1	1
6	B	1073425	Kit, Clothing Guard, Low Range - Left	1	1
6	B	1073422	Kit, Clothing Guard, High Range - Right	1	1
6	B	1073423	Kit, Clothing Guard, High Range - Left	1	1
7		1069652-NLA	NLA - Guard, Clothing, Low Range	1	1
7		1069651-NLA	NLA - Guard, Clothing, High Range	1	1
8		1069634	Tube, Support, Low Range, Black - Right	1	1
8		1073247-NLA	NLA - Tube, Support, Low Range, Black - Left	1	1
8		1069650-NLA	NLA - Tube, Support, High Range, Black - Right	1	1
8		1073246	Tube, Support, High Range, Black - Left	1	1
9		1028427	Grip, Foam	1	1
10		1025731	Locknut (#10-32)	1	1
11		1076839-NLA	NLA - Lever, Locking	1	1
12		1025716	Screw, Phillips Pan Head (#10-32 x 11/16")	1	1
13		1073196-NLA	NLA - Spring, Torsion	1	1
14		1006773-NLA	NLA - Screw, Socket Button Head (1/4-20 x 1/2")	1	3
15		1075069-NLA	NLA - Clamp, Clothing Guard - Right	1	1
15		1075070-NLA	NLA - Clamp, Clothing Guard - Left	1	1
16	C	1069632	Arm Socket Assembly, Bolt On	1	1
17		1055305-NLA	NLA - Screw, Socket Button Head (1/4-28 x 3/4")	1	4
18		1069609	Insert, Arm Socket, Black	1	2
19		1055348	Screw, Hex Head (1/4-28 x 1-3/4")	1	2
20		1069629-NLA	NLA - Bracket, T-Arm Socket, Threaded, Black	1	1
21		1026907	Washer (1/4 x 1/2 x 1/16")	1	2
22		1085111	Nut, Hex (1/4-28)	1	3
23		1069620-NLA	NLA - Bracket, Socket, Black	1	1
24		1026108	Lockwasher (1/4 x 15/32 x 1/64")	1	4
	D	See Chart	"T" Arm Kits	1	1

"T" Arms and Hardware

NOTE: A - Specify upholstery color U67 Black when ordering.
B - Includes items 7-15
C - Includes items 17-24
D - Not Shown

"T" Arms and Hardware

"T" Arm Kits

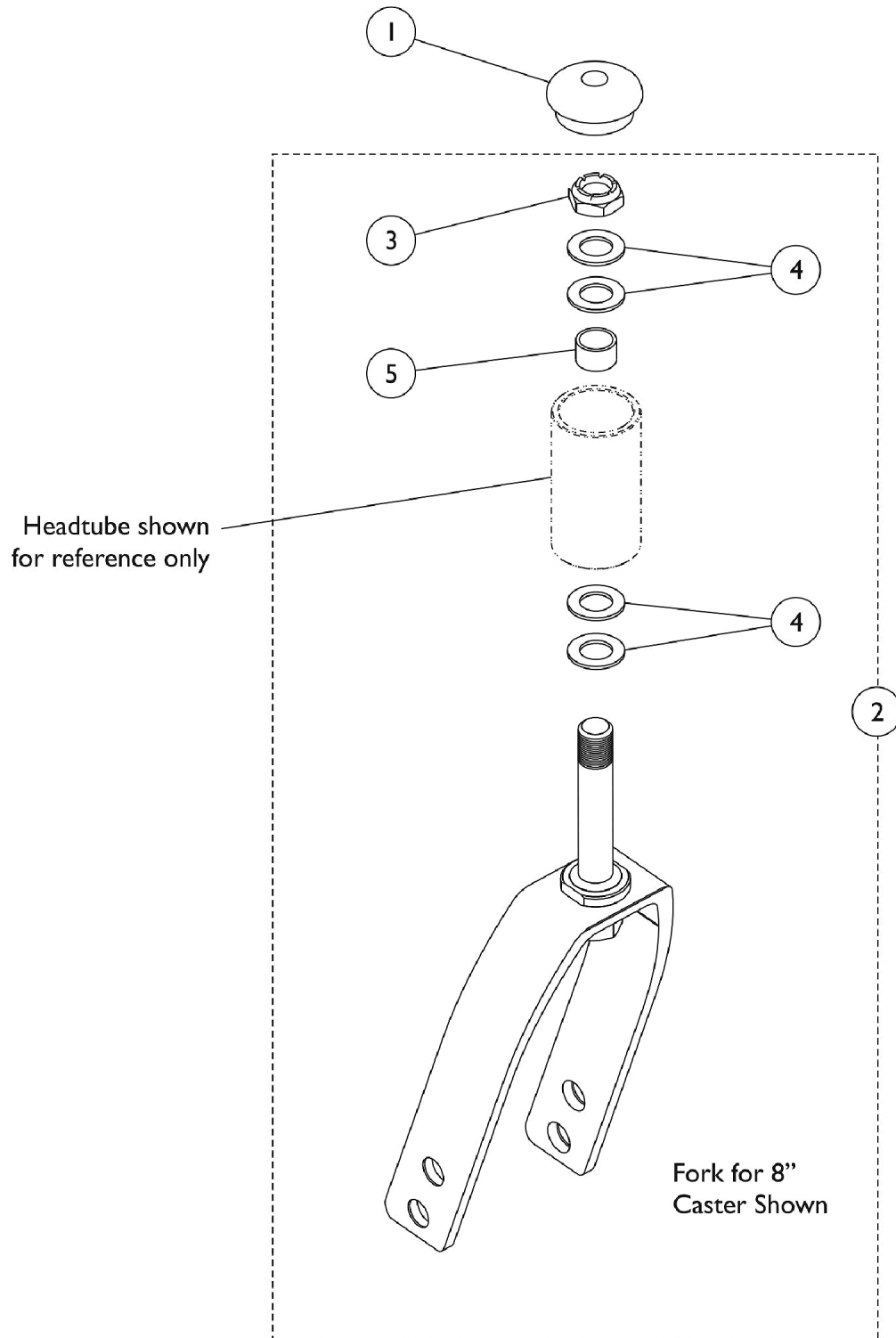
Kits Include Items 1-3,5-6

Part Number	Arm Style
8881074078	Desk Length, Low Range (1 Pair)
8881074079	Desk Length, High Range (1 Pair)
8881074080	Full Length, Low Range (1 Pair)
8881074081-NLA	Full Length, High Range (1 Pair)

Specify upholstery color U67 Black when ordering.

Forks & Hardware (Before 7/1/11)

(Upper hole on fork determines the lowest STF dimension.)



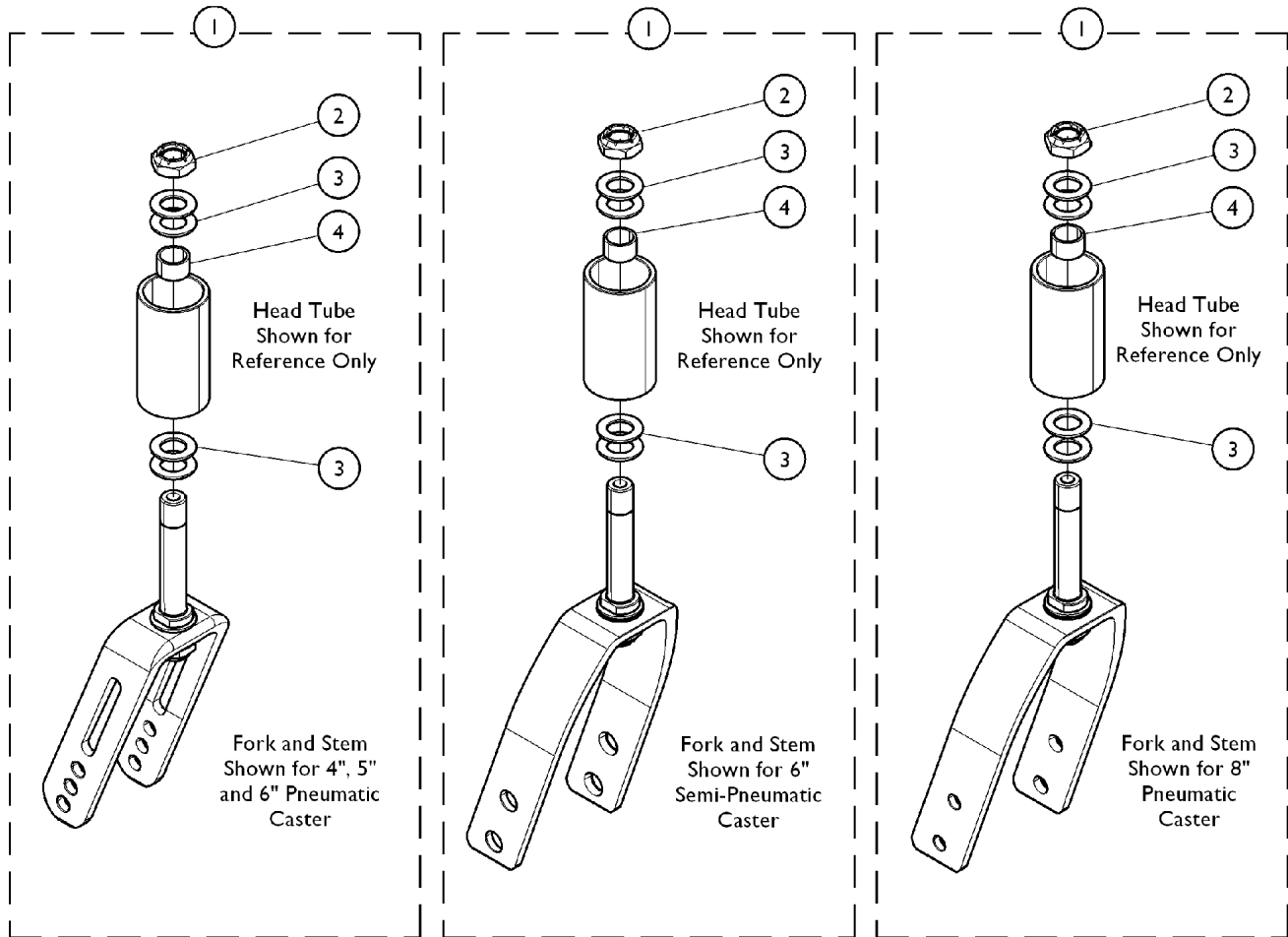
Forks & Hardware (Before 7/1/11)

(Upper hole on fork determines the lowest STF dimension.)

Item Number	Note	Part Number	Description	Quantity Per		
				Package	Assembly	
1	A,B	1088523	Plug Button, Head Tube, Black	1	1	
2		1118545	Kit, Fork (5") w/ Short Stem	1	1	
			NLA - Fork, Caster	1	1	
			Stem, Fork, Short	1	1	
3			Locknut (1/2-20)	1	2	
4	A,C		Washer, Plain (1/2 x 7/8 x 1/16)	1	6	
5			Spacer (1/2 x 5/8 x 3/8")	1	1	
2		1118546	Kit, Fork Assembly w/ Hardware (6 x 2" - 8" Caster)	1	1	
			Fork, Caster	1	1	
			Stem, Fork, Short	1	1	
3			Locknut (1/2-20)	1	2	
4			Washer (1/2 x 7/8 x 3/64")	1	6	
5			Spacer (1/2 x 5/8 x 3/8")	1	1	
3			1025737	Locknut (1/2-20)	1	1
4			1026174	Washer (1/2 x 7/8 x 3/64")	1	4
5			1111931	Spacer (1/2 x 5/8 x 3/8")	1	1
NOTE: A - Includes pre-assembled Fork and Stem in addition to Head Tube mounting hardware items 3, 4, and 5. B - Used with 4, 5, or 6 x 1 inch Casters. See Owner's Manual for Fork and Caster seat to floor (STF) combinations. C - Used with 6 x 2, or 8 inch Casters. See Owner's Manual for Fork and Caster seat to floor (STF) combination.						

Forks & Hardware (After 6/29/11)

(Upper hole on fork determines the lowest STF dimension.)



**Hardware for Caster Options
4SPLT, 5SOFT, 5IDC,
515DC, 6IDC**

**Hardware for Caster Options
1259**

**Hardware for Caster Options
8IDC, 815DC**

Forks & Hardware (After 6/29/11)

(Upper hole on fork determines the lowest STF dimension.)

Item Number	Note	Part Number	Description	Quantity Per	
				Package	Assembly
1	A	1118545	Kit, Fork (5") w/ Short Stem	1	1
			NLA - Fork, Caster	1	1
			Stem, Fork, Short	1	1
2			Locknut (1/2-20)	1	2
3			Washer, Plain (1/2 x 7/8 x 1/16)	1	6
4			Spacer (1/2 x 5/8 x 3/8")	1	1
1	A	1118546	Kit, Fork Assembly w/ Hardware (6 x 2" - 8" Caster)	1	1
			Fork, Caster	1	1
			Stem, Fork, Short	1	1
2			Locknut (1/2-20)	1	2
3			Washer (1/2 x 7/8 x 3/64")	1	6
4			Spacer (1/2 x 5/8 x 3/8")	1	1
1	A	1111933	NLA - Kit, Fork and Stem Assembly w/ Hardware (3 - 4" Caster)	1	1
			Fork, Caster	1	1
			Stem, Fork, Short	1	1
2			Locknut (1/2-20)	1	2
3			Washer, Plain (1/2 x 7/8 x 1/16)	1	6
4			Spacer (1/2 x 5/8 x 3/8")	1	1
1	A	1174529	Kit, Fork Assembly w/ Hardware (8" Caster)	1	1
			Fork, Caster	1	1
			Stem, Fork, Short	1	1
2			Locknut (1/2-20)	1	2
3			Washer (1/2 x 7/8 x 3/64")	1	7
4			Spacer (1/2 x 5/8 x 3/8")	1	1
2		1025737	Locknut (1/2-20)	1	1
3		1026174	Washer (1/2 x 7/8 x 3/64")	1	4
4		1111931	Spacer (1/2 x 5/8 x 3/8")	1	1
	B	1088523	Plug Button, Head Tube, Black	1	1
		See Chart	Fork Assembly w/ Hardware, Rear Wheels and STF Dimensions	1	1

NOTE: A - Includes pre-assembled Fork and Stem in addition to Head Tube mounting hardware items 2, 3, and 4.

B - Not shown in illustration.

Forks & Hardware (After 6/29/11)

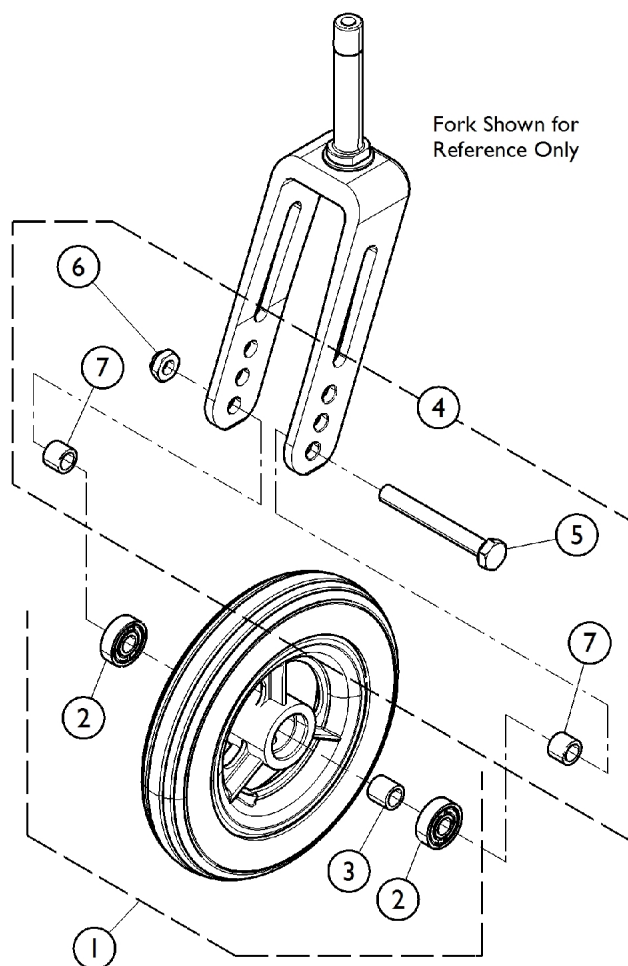
(Upper hole on fork determines the lowest STF dimension.)

Fork Assembly w/ Hardware, Rear Wheels and STF Dimensions

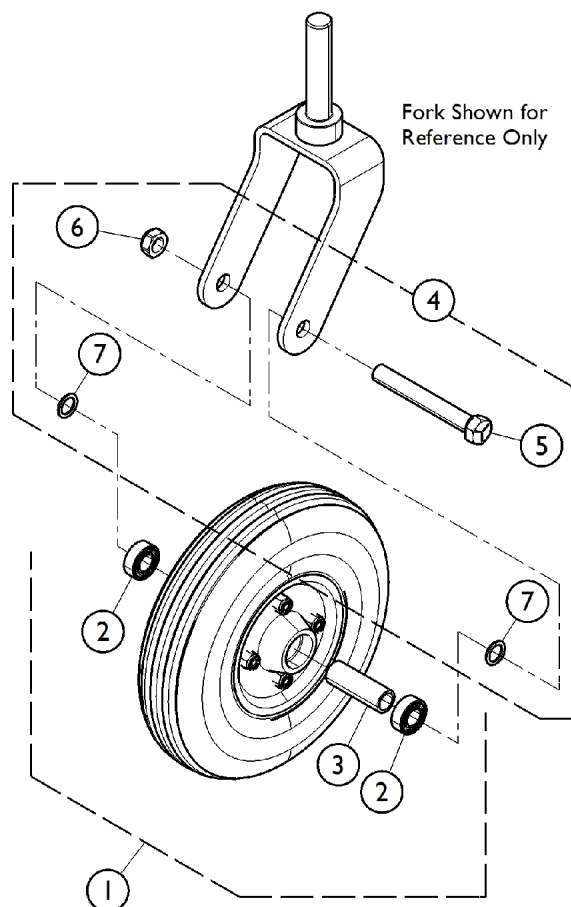
Caster Option	Caster Size	Rear Wheel Option	Seat to Floor Dimensions	Part Number
4SPLT	4 x 1"	18COM (18")	14-1/2"	1111933
4SPLT	4 x 1"	12COM (12") 18COM (18") 20COM (20")	16" 14-1/2 - 16" 15 - 15-1/2"	1118545
5SOFT 51DC, 515DC	5 x 1" 5 x 1-1/2"	12COM (12") 18COM (18") 20COM (20") 22COM (22")	16 - 16-1/2" 14-1/2 - 16" 15 - 16-1/2" 16 - 16-1/2"	1118545
61DC	6 x 1"	12COM (12") 18COM (18") 20COM (20") 22COM (22") 24COM (24")	16 - 17" 15-1/2 - 16" 15-1/2 - 17" 16 - 17" 17"	1118545
1259	6 x 2"	12COM (12") 18COM (18") 20COM (20") 22COM (22") 24COM (24")	16 - 18" 16" 16 - 16-1/2" 16 - 18" 17-1/2 - 18"	1118546
81DC, 815DC	8 x 1" 8 x 1-1/2"	12COM (12") 18COM (18") 20COM (20") 22COM (22") 24COM (24")	17 - 17-1/2" 18-1/2 - 19" 17" 17 - 17-1/2" 17 - 19"	1174529

Seat to Floor Heights are in 1/2 inch increments.

Casters and Mounting Hardware (Before 7/1/11)



**Caster and Hardware for
4SPLT, 5ALUM2, 5SOFT, AT902 Options**



**Caster and Hardware for
1259, AT903, 1228 Options**

Casters and Mounting Hardware (Before 7/1/11)

Casters (Before 7/1/11)

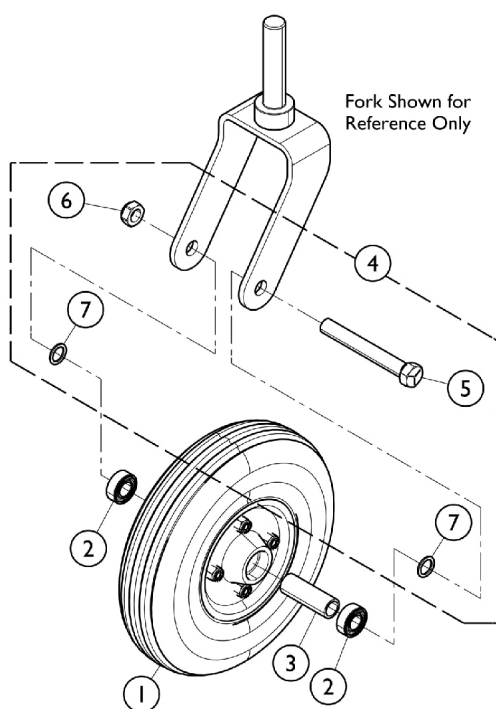
Caster Option	Wheel Size	Tire Type	Item 1 Caster Wheel Assembly	Item 2 Bearing	Item 3. Bearing Spacer	Tire
4SPLT	4"	Urethane	1060910 See Note(s) B	40117X026	1026172	N/A
5ALUM	5"	Urethane	1026952 See Note(s) B	40117X026	1026172	N/A
5SOFT See Note(s) A	5"	Urethane	1164311 See Note(s) B	N/A	N/A	N/A
AT902 (Pair)	6 x 1"	Urethane	1034352 See Note(s) B	N/A	N/A	N/A
AT902 (Single)	6 x 1"	Urethane	1029500 See Note(s) B	N/A	N/A	N/A
1259	6 x 2"	Semi Pneumatic Urethane	1115179 See Note(s) B	1006049	1020592	N/A
AT903	8 x 1-1/4"	Urethane	1038161 See Note(s) B	1006049	1020592	1038157
1228	8 x 1-3/4"	Semi Pneumatic	1070811 See Note(s) B	1006049	1020592	N/A

NOTE: A - After 10/4/09, the 5SOFT (5") Semi-Pneumatic is no longer available and is replaced as a 5SOFT (5") Urethane. Order caster in pairs for wheelchairs manufactured before 10/5/09.
B - Includes items 2 and 3 when ordering a complete front caster.

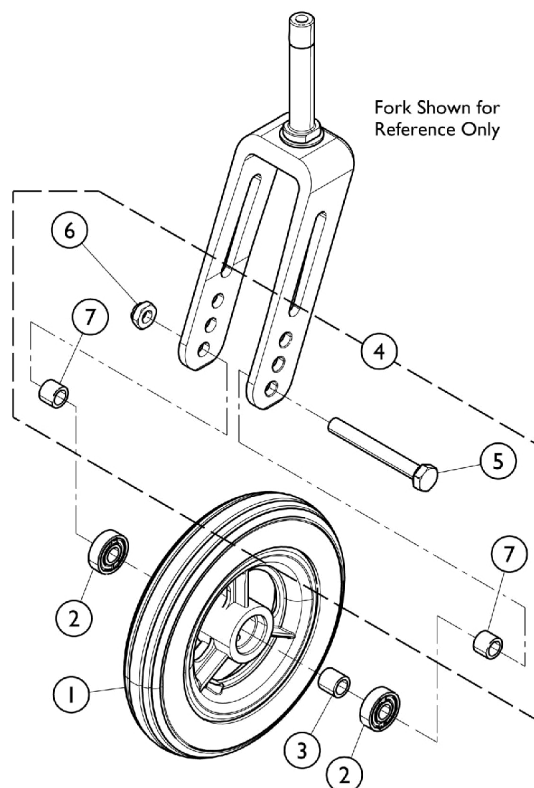
Item #4. Caster Hardware (Before 7/1/11)

Caster Option	Wheel Size	Tire Type	Item 5 Axle	Item 6 Locknut	Item 7 Axle Spacer
4SPLT 5SOFT 5ALUM	4", 5"	Urethane	1026908	1025730	1026160
AT902	6 x 1"	Urethane	1026908	1025730	1026160
1259	6 x 2"	Semi Pneumatic	1025726	1025734	1025724
AT903	8 x 1-1/4"	Urethane	1025726	1025734	1025724
1228	8 x 1-3/4"	Semi Pneumatic	57667P007	20225X000	N/A

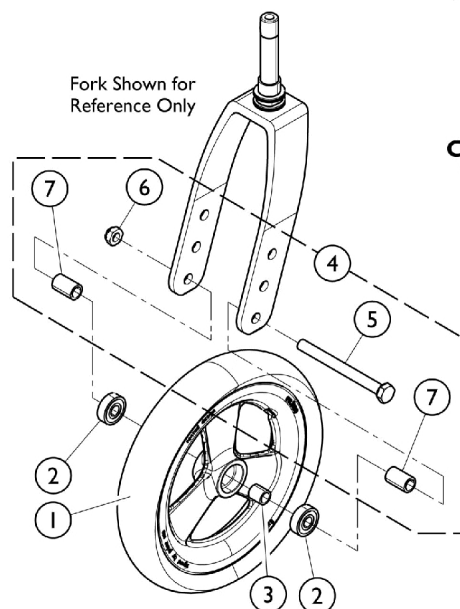
Casters and Mounting Hardware (After 6/29/11)



**Caster and Hardware for
1259 Option**



**Caster and Hardware for
4SPLT, 5SOFT, 5IDC, 6IDC Options**



**Caster and Hardware for
8IDC, 815DC Options**

Casters and Mounting Hardware (After 6/29/11)

Casters (After 6/29/11)

Caster Option	Wheel Size	Tire Type	Item 1 Caster Wheel Assembly	Item 2. Bearing	Item 3. Bearing Spacer	Tire
4SPLT	4"	Urethane	1060910	40117X026	1026172	N/A
5SOFT	5"	Urethane	1164311	N/A	N/A	N/A
51DC	5 x 1"	Urethane	1169260	N/A	N/A	N/A
61DC	6 x 1"	Urethane	1164314	N/A	N/A	N/A
1259	6 x 2"	Semi Pneumatic Urethane	1115179	1006049	1020592	N/A
81DC	8 x 1"	Urethane	1164315	N/A	N/A	N/A
815DC	8 x 1-1/2"	Urethane	1164316	N/A	N/A	N/A

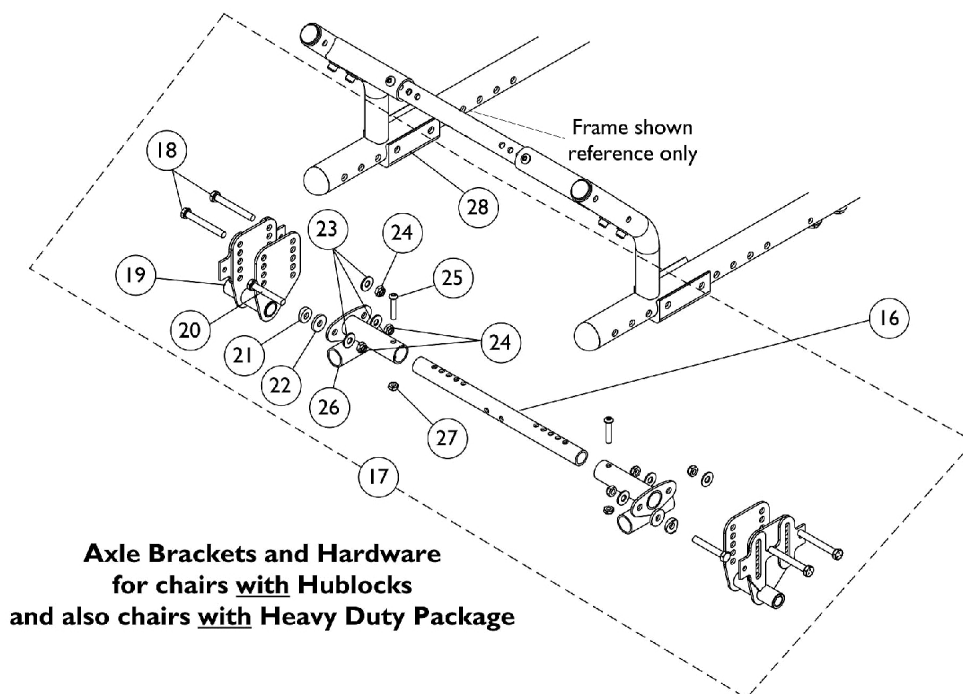
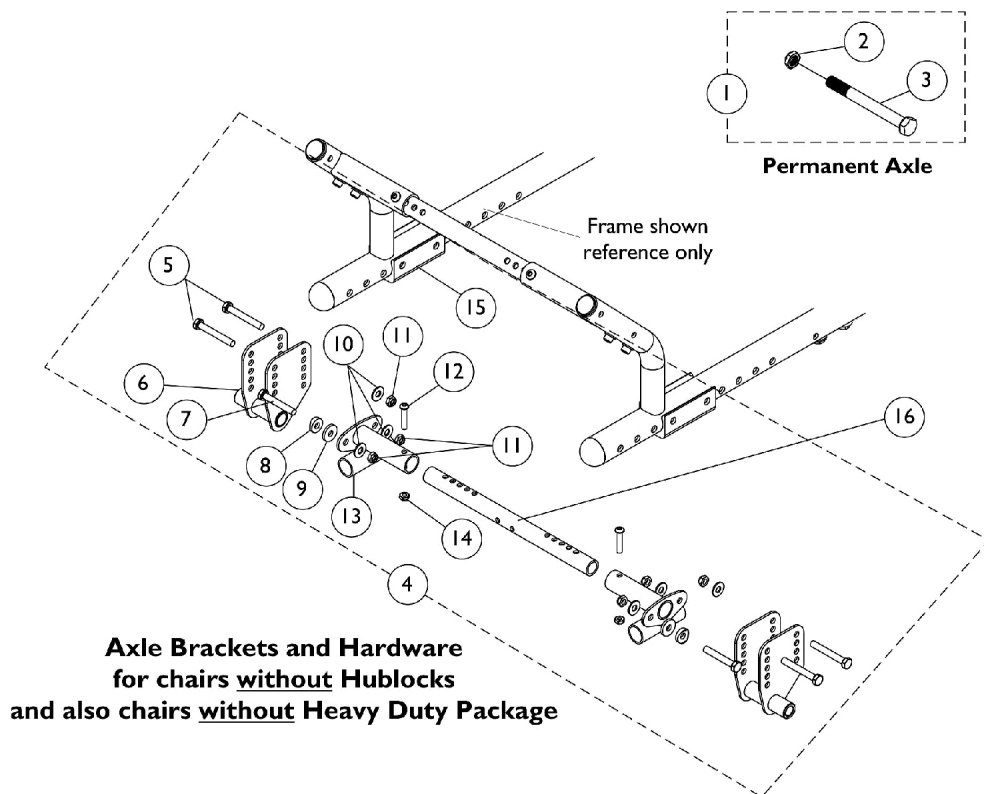
NOTE: Caster Wheel Assembly includes the following items: Tire, Wheel, Bearings (2), and Spacer.

Caster Hardware (After 6/29/11)

Caster Option	Wheel Size	Tire Type	Item 4. Caster Hardware (Pair)	Item 5. Axle	Item 6. Locknut	Item 7. Axle Spacer
4SPLT 5SOFT 51DC 515DC	4 x 1" 5 x 1" 5 x 1" 5 x 1-1/2"	Urethane	1026926-NLA	1026908	1025730	1026160
61DC	6 x 1"	Urethane	1026926-NLA	1026908	1025730	1026160
1259	6 x 2"	Semi Pneumatic	1042489	1025726	1025734	1025724
81DC	8 x 1"	Urethane	1161851-NLA	N/A	N/A	N/A
815DC	8 x 1-1/2"	Urethane	1161851-NLA	N/A	N/A	N/A

Axles, Axle Mounting Plates, and Hardware Chairs w/o Vent Tray, 18" Wheels and Tilt Hand Release

This category is for chairs with 18" wheels and Permanent Axles ONLY. For chairs with 18" wheels and Quick Release Axles, see Axle Category for 12/20/22/ & 24" wheels.



Axles, Axle Mounting Plates, and Hardware Chairs w/o Vent Tray, 18" Wheels and Tilt Hand Release

This category is for chairs with 18" wheels and Permanent Axles ONLY. For chairs with 18" wheels and Quick Release Axles, see Axle Category for 12/20/22/ & 24" wheels.

Item Number	Note	Part Number	Description	Quantity Per	
				Package	Assembly
1		1127817	Kit, Axle with Locknut	2	1
2			Locknut (1/2-20)	1	2
3			NLA - Screw, Hex Head (1/2-20 x 6")	1	2
4	A,B	1146394-NLA	NLA - Kit, Axle Brackets with Hardware	1	1
5			Screw, Hex Head (5/16-24 x 2-1/4")	1	4
6			NLA - Bracket, Axle, Black - Right	1	1
6			NLA - Bracket, Axle, Black - Left	1	1
7			Screw, Hex Head (5/16-24 x 2")	1	2
8			NLA - Bushing, Nylon Guide	1	2
9			Washer, Nylon (5/16 x 7/8 x 1/8")	1	2
10			Washer, Steel (5/16 x 3/4 x 1/16")	1	6
11			Locknut (5/16-24)	1	6
12			Screw, Socket Button Head (1/4-28 x 1-1/4")	1	2
13			Bracket, Lower Crossbrace Receiver, Black	1	2
14			Locknut (1/4-28)	1	2
15			Bracket, Axle Spacer, Black	1	2
16	C	See Chart	#16 Kit, Crossbraces with Hardware	1	1
17	D,E	1146395-NLA	Kit, Axle Brackets with Hardware	1	1
18			Screw, Hex Head (5/16-24 x 2-1/2")	1	4
19			Bracket, Axle, Black - Right	1	1
19			Bracket, Axle, Black - Left	1	1
20			Screw, Hex Head (5/16-24 x 2")	1	2
21			NLA - Bushing, Nylon Guide	1	2
22			Washer, Nylon (5/16 x 7/8 x 1/8")	1	2
23			Washer, Steel (5/16 x 3/4 x 1/16")	1	6
24			Locknut (5/16-24)	1	6
25			Screw, Socket Button Head (1/4-28 x 1-1/4")	1	2
26			Bracket, Lower Crossbrace Receiver, Black	1	2
27			Locknut (1/4-28)	1	2
28			Bracket, Axle Spacer, Black	1	2
NOTE: A - Chairs without Hublocks and Heavy Duty Package B - Includes items 5-15, contains enough parts for right and left frames C - Kit includes 5 ea. Crossbraces and all attaching hdwr. 1 crossbrace is required for Axle Mounting Hdwr., 3 crossbraces are req'd for Base/Seat Frames, and 1 crossbrace is req'd for Tilt Hdwr. D - Chairs with Hublocks and/or Heavy Duty Package E - Includes items 18-28, contains enough parts for right and left frames					

Axles, Axle Mounting Plates, and Hardware Chairs w/o Vent Tray, 18" Wheels and Tilt Hand Release

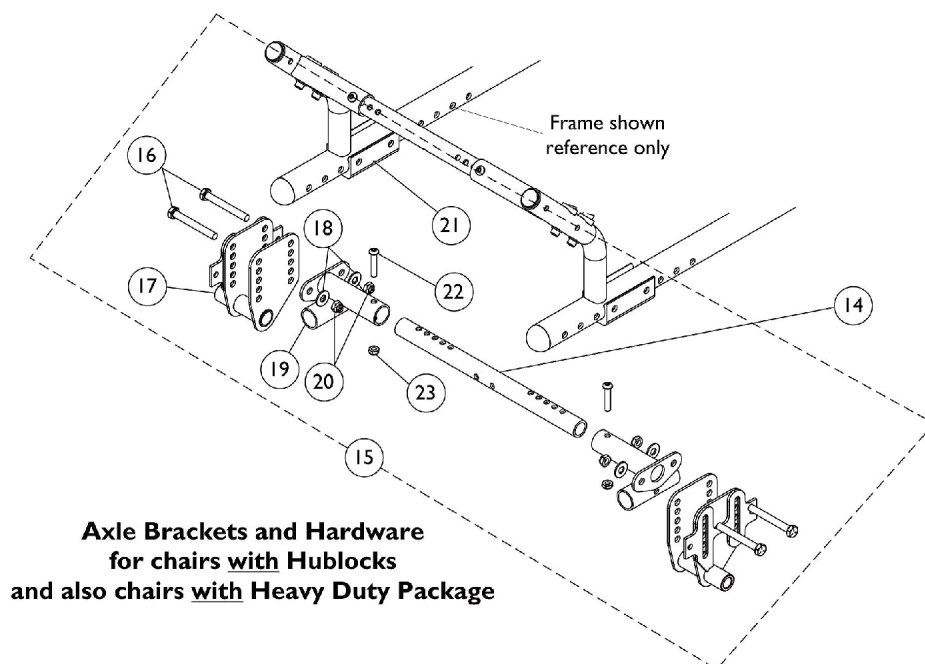
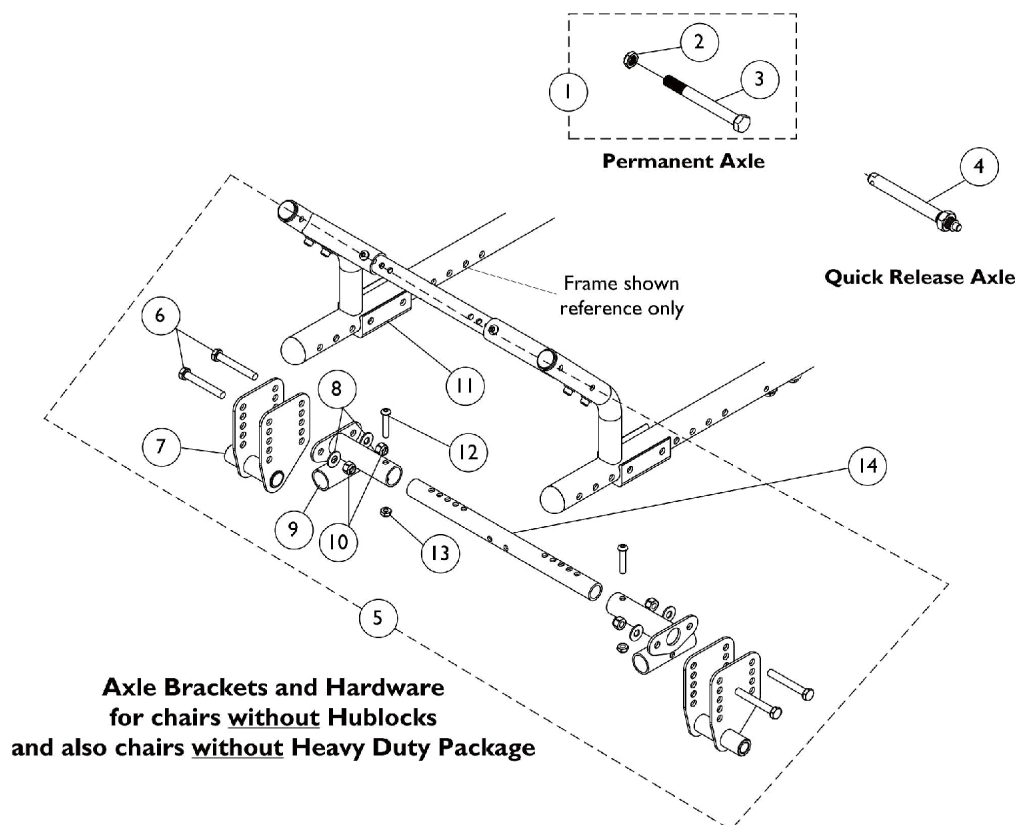
This category is for chairs with 18" wheels and Permanent Axles ONLY. For chairs with 18" wheels and Quick Release Axles, see Axle Category for 12/20/22/ & 24" wheels.

#16 Kit, Crossbraces with Hardware

Seat Width Range 12-16"	Seat Width Range 14-18"	Seat Width Range 16-20"	Seat Width Range 18-22"	Quantity
1127700-NLA See Note(s) A	1127701-NLA See Note(s) A	1127702-NLA See Note(s) A	1127703 See Note(s) B, A	1
N/A	N/A	N/A	1164095	1
N/A	N/A	N/A	1025765	14
N/A	N/A	N/A	1055309	10
N/A	N/A	N/A	1083099	4
NOTE: A - As of 8/9/07, the finish changed from black anodize to flat black. B - See part #'s listed below part #1127703 and order together 1 ea. 1164095 Kit, Crossbrace Tubes, 14 ea. 1025765 Locknuts (1/4-28), 10 ea. 1055309 Screw, SBH (1/4-28 x 1-1/4") and 4 ea. 1083099 Screw, SBH (1/4-28 x 1-1/2") as a replacement.				

Axles, Axle Mounting Plates, and Hardware

Chairs w/o Vent Tray, 12/20/22/24" Wheels & Tilt Hand Release



Axles, Axle Mounting Plates, and Hardware

Chairs w/o Vent Tray, 12/20/22/24" Wheels & Tilt Hand Release

Item Number	Note	Part Number	Description	Quantity Per	
				Package	Assembly
1	A,B	1127817	Kit, Axle with Locknut	2	1
2			Locknut (1/2-20)	1	2
3			NLA - Screw, Hex Head (1/2-20 x 6")	1	2
4		1040361	Axle, Quick Release w/ Locknut (1/2" x 5")	1	1
5		1127813-NLA	NLA - Kit, Axle Brackets with Hardware	1	1
6			Screw, Hex Head (5/16-24 x 2-1/4")	1	4
7			NLA - Bracket, Axle, Black - Right	1	1
7			NLA - Bracket, Axle, Black - Left	1	1
8			Washer, Steel (5/16 x 3/4 x 1/16")	1	4
9			Bracket, Lower Crossbrace Receiver, Black	1	2
10	C D,E		Locknut (5/16-24)	1	4
11			Bracket, Axle Spacer, Black	1	2
12			Screw, Socket Button Head (1/4-28 x 1-1/4")	1	2
13			Locknut (1/4-28)	1	2
14		See Chart	#14 Kit, Crossbraces with Hardware	1	1
15		1128852-NLA	NLA - Kit, Axle Brackets with Hardware	1	1
16			Screw, Hex Head (5/16-24 x 2-1/2")	1	4
17			Bracket, Axle, Black - Right	1	1
17			Bracket, Axle, Black - Left	1	1
18			Washer, Steel (5/16 x 3/4 x 1/16")	1	4
19			Bracket, Lower Crossbrace Receiver, Black	1	2
20			Locknut (5/16-24)	1	4
21			Bracket, Axle Spacer, Black	1	2
22		Screw, Socket Button Head (1/4-28 x 1-1/4")	1	2	
23		Locknut (1/4-28)	1	2	
NOTE: A - Chairs without Hublocks and Heavy Duty Package B - Includes items 6-13, contains enough parts for right and left frames C - Kit includes 5 ea. Crossbraces and all attaching hdwr. 1 crossbrace is required for Axle Mounting Hdwr., 3 crossbraces are req'd for Base/Seat Frames, and 1 crossbrace is req'd for Tilt Hdwr. D - Chairs with Hublocks and/or Heavy Duty Package E - Includes items 16-23, contains enough parts for right and left frames					

Axles, Axle Mounting Plates, and Hardware

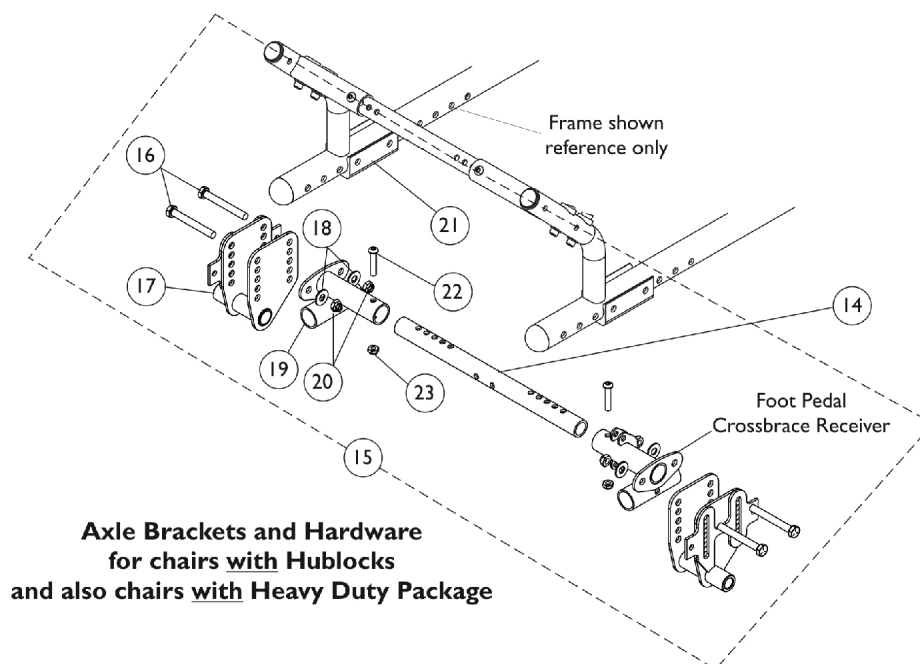
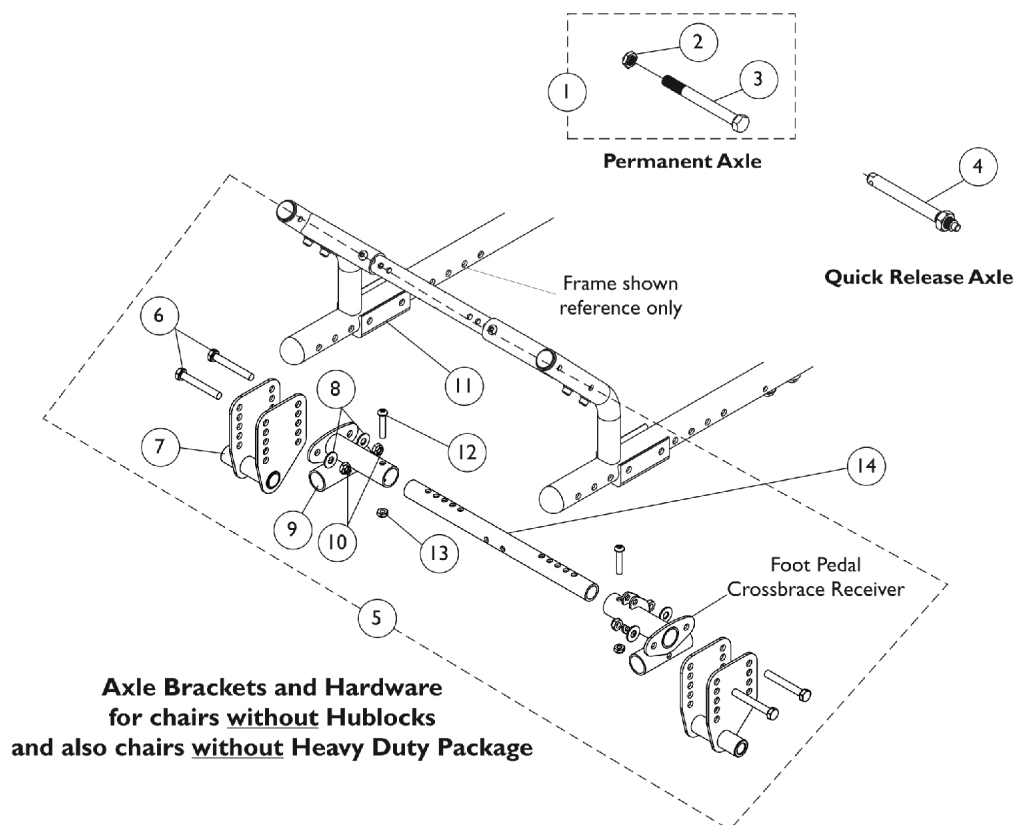
Chairs w/o Vent Tray, 12/20/22/24" Wheels & Tilt Hand Release

#14 Kit, Crossbraces with Hardware

Seat Width Range 12-16"	Seat Width Range 14-18"	Seat Width Range 16-20"	Seat Width Range 18-22"	Quantity
1127700-NLA See Note(s) A	1127701-NLA See Note(s) A	1127702-NLA See Note(s) A	1127703-NLA See Note(s) A, B	1
N/A	N/A	N/A	1164095	1
N/A	N/A	N/A	1025765	14
N/A	N/A	N/A	1055309	10
N/A	N/A	N/A	1083099	4
NOTE: A - As of 8/9/07, the finish changed from black anodize to flat black. B - See part #'s listed below part #1127703 and order together 1 ea. 1164095 Kit, Crossbrace Tubes, 14 ea. 1025765 Locknuts (1/4-28), 10 ea. 1055309 Screw, SBH (1/4-28 x 1-1/4") and 4 ea. 1083099 Screw, SBH (1/4-28 x 1-1/2") as a replacement.				

Axles, Axle Mounting Plates, and Hardware

Chairs w/o Vent Tray, 12/20/22/24" Wheels & Tilt Foot Pedal Release



Axles, Axle Mounting Plates, and Hardware

Chairs w/o Vent Tray, 12/20/22/24" Wheels & Tilt Foot Pedal Release

Item Number	Note	Part Number	Description	Quantity Per	
				Package	Assembly
1	A,B	1127817	Kit, Axle with Locknut	1	1
2			Locknut (1/2-20)	1	2
3			NLA - Screw, Hex Head (1/2-20 x 6")	1	2
4		1040361	Axle, Quick Release w/ Locknut (1/2" x 5")	1	1
5		1162211-NLA	NLA - Kit, Axle Brackets with Hardware, Black	1	1
6			Screw, Hex Head (5/16-24 x 2-1/4")	1	4
7			NLA - Bracket, Axle, Black - Right	1	1
7			NLA - Bracket, Axle, Black - Left	1	1
8			Washer, Steel (5/16 x 3/4 x 1/16")	1	4
9			Bracket, Lower Crossbrace Receiver, Black	1	1
9			Bracket, Foot Pedal Crossbrace Receiver, Black	1	1
10			Locknut (5/16-24)	1	4
11			Bracket, Axle Spacer, Black	1	2
12			Screw, Socket Button Head (1/4-28 x 1-1/4")	1	2
13			Locknut (1/4-28)	1	2
14	C	See Chart	#14 Kit, Crossbraces with Hardware	1	1
15	D,E	1162210-NLA	NLA - Kit, Axle Brackets and Hardware, Black	1	1
16			Screw, Hex Head (5/16-24 x 2-1/4")	1	4
17			Bracket, Axle, Black - Right	1	1
17			Bracket, Axle, Black - Left	1	1
18			Washer, Steel (5/16 x 3/4 x 1/16")	1	4
19			Bracket, Lower Crossbrace Receiver, Black	1	1
20			Bracket, Foot Pedal Crossbrace Receiver, Black	1	1
20			Locknut (5/16-24)	1	4
21			Bracket, Axle Spacer, Black	1	2
22			Screw, Socket Button Head (1/4-28 x 1-1/4")	1	2
23			Locknut (1/4-28)	1	2
NOTE: A - Chairs without Hublocks and Heavy Duty Package B - Includes items 6-13, contains enough parts for right and left frames C - Kit includes 5 ea. Crossbraces and all attaching hdwr. 1 crossbrace is required for Axle Mounting Hdwr., 3 crossbraces are req'd for Base/Seat Frames, and 1 crossbrace is req'd for Tilt Hdwr. D - Chairs with Hublocks and/or Heavy Duty Package E - Includes items 16-23. contains enough parts for right and left frames					

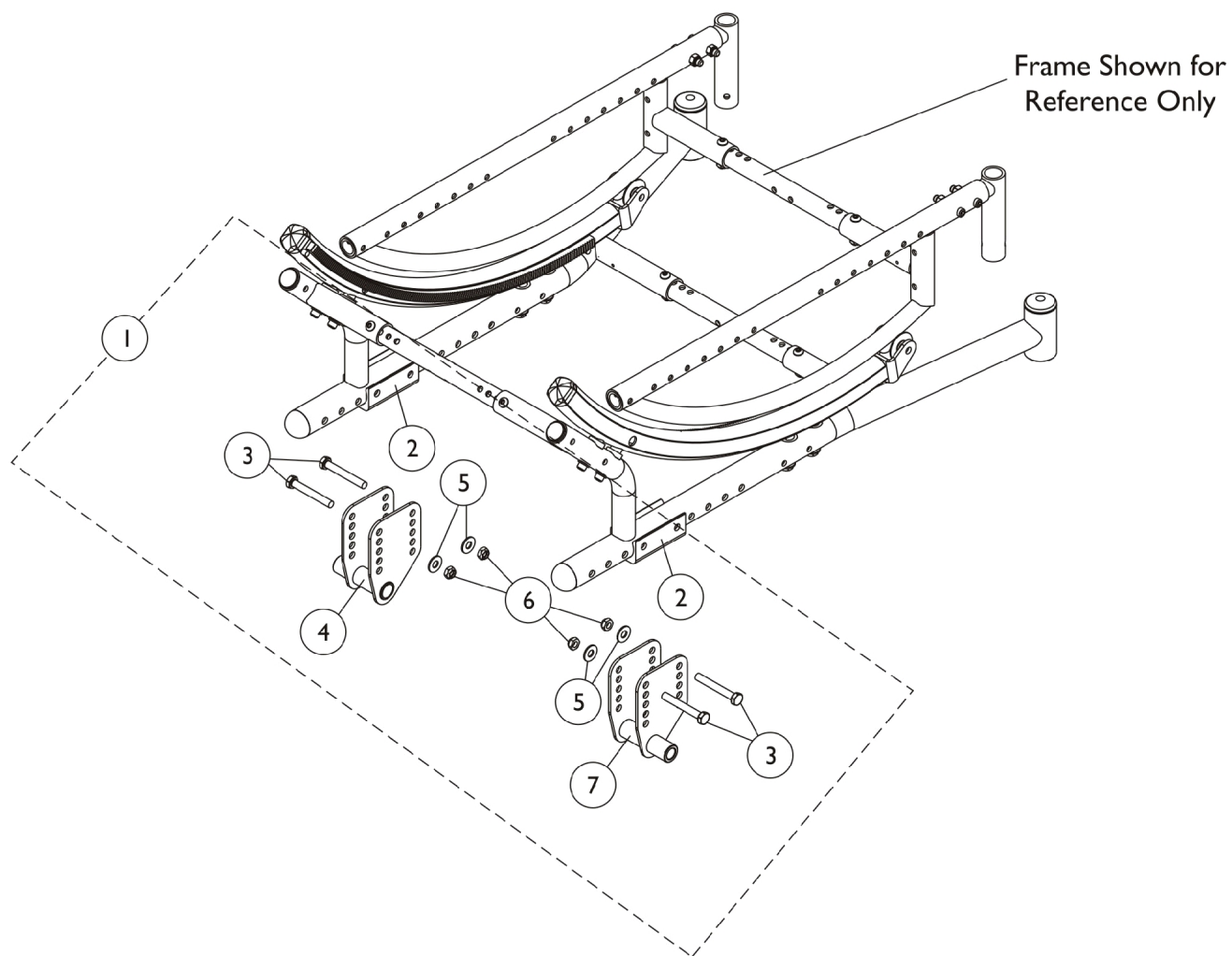
Axles, Axle Mounting Plates, and Hardware

Chairs w/o Vent Tray, 12/20/22/24" Wheels & Tilt Foot Pedal Release

#14 Kit, Crossbraces with Hardware

Seat Width Range 12-16"	Seat Width Range 14-18"	Seat Width Range 16-20"	Seat Width Range 18-22"	Quantity
1127700-NLA See Note(s) A	1127701-NLA See Note(s) A	1127702-NLA See Note(s) A	1127703-NLA See Note(s) A, B	1
N/A	N/A	N/A	1164095	1
N/A	N/A	N/A	1025765	14
N/A	N/A	N/A	1055309	10
N/A	N/A	N/A	1083099	4
NOTE: A - As of 8/9/07, the finish changed from black anodize to flat black. B - See part #'s listed below part #1127703 and order together 1 ea. 1164095 Kit, Crossbrace Tubes, 14 ea. 1025765 Locknuts (1/4-28), 10 ea. 1055309 Screw, SBH (1/4-28 x 1-1/4") and 4 ea. 1083099 Screw, SBH (1/4-28 x 1-1/2") as a replacement.				

Axles, Axle Mtg. Plates & Hdwr - Chairs w/Vent Tray



Axles, Axle Mtg. Plates & Hdwr - Chairs w/Vent Tray

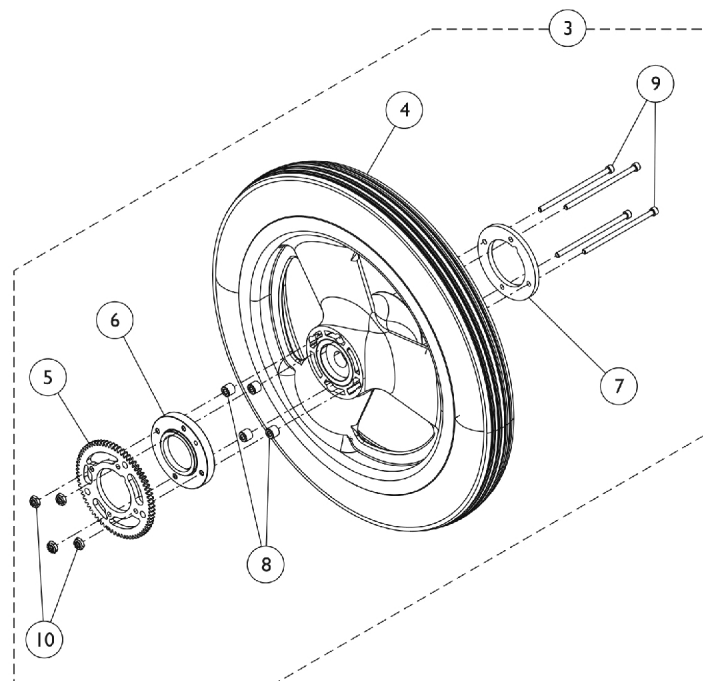
Item Number	Note	Part Number	Description	Quantity Per	
				Package	Assembly
1	A	1127814-NLA	NLA - Kit, Axle Brackets with Hardware	1	1
2			Bracket, Axle Spacer, Black	1	2
3			Screw, Hex Head (5/16-24 x 2-1/4")	1	4
4			NLA - Bracket, Axle, Black - Left	1	1
5			Washer, Steel (5/16 x 3/4 x 1/16")	1	4
6			Locknut (5/16-24)	1	4
7			NLA - Bracket, Axle, Black - Right	1	1
NOTE: A - Includes items 2-7					

Composite Rear Wheels - w/o Hublocks, w/o Handrims

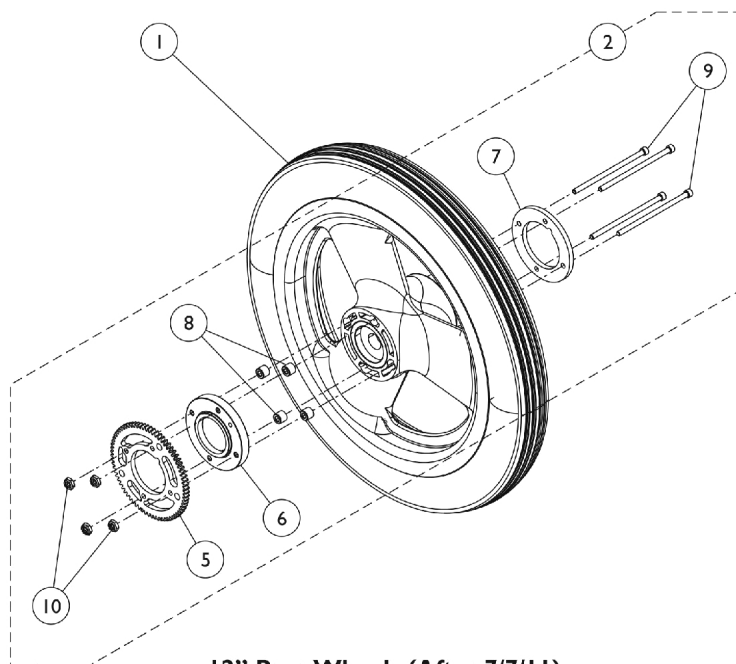
Rear Wheels - Chairs w/o Hublocks

Wheel Style	Wheel Size	Tire Type	Wheel w/o Handrim	Tire	Tube/ Insert	Bearing	Hub Spacer
12COM	12 x 2-1/4"	Pneumatic	1165858	1011524	1011525	1104350	N/A
12COM	12 x 2-1/4"	Pneumatic w/ Flat Free	1165857	1011524	N/A	1104350	N/A
18COM	18 x 1-3/4"	Pneumatic	1074839	1071441	1071440	40117X022	N/A
18COM	18 x 1-3/4"	Pneumatic w/ Flat Free	1137256	1071441	N/A	40117X022	N/A
20COM	20 x 1-1/4"	Urethane	1038364	1037774	N/A	40117X022	1015756
20COM	20 x 1-3/8"	Pneumatic	1026422	1017519	1017520	40117X022	1015756
20COM	20 x 1-3/8"	Pneumatic w/ Flat Free	1026423	1017519	1023322	40117X022	1015756
22COM	22 x 1-1/4"	Urethane	1032116	1028250	N/A	40117X022	1015756
22COM	22 x 1-3/8"	Pneumatic	1026420	1018544	1018545	40117X022	1015756
22COM	22 x 1-3/8"	Pneumatic w/ Flat Free	1026421	1018544	1023323	40117X022	1015756
24COM7	24 x 1-1/4"	Urethane	1032118	1026904	N/A	40117X022	1015756
24COM7	24 x 1-3/8"	Pneumatic	1026362-NLA	40176X060	40176X061	40117X022	1015756
24COM7	24 x 1-3/8"	Pneumatic w/ Flat Free	1026363	40176X060	1010906	40117X022	1015756

Composite Rear Wheels - w/ Hublocks, w/o Handdrims (12" Wheels)



12" Rear Wheels (Before 7/8/11)



12" Rear Wheels (After 7/7/11)

Composite Rear Wheels - w/ Hublocks, w/o Handrims (12" Wheels)

Item Number	Note	Part Number	Description	Quantity Per			
				Package	Assembly		
1	A	See Chart 1167105	#1 Rear Wheels with Hublocks (After 7/7/11)	1	1		
2			Kit, Hublock Hardware, Wheel (12")	1	1		
5			Ring, Gear, Hublock	1	1		
6			Adapter, Wheel Hub	1	1		
7			Ring, Retaining, Wheel (12-1/2")	1	1		
8			Spacer, Wheel Hub	1	4		
9			Screw, Socket, Cap (#6-32 x 2-3/4")	1	4		
10			NLA - Nut, Hex Lock (#6-32)	1	4		
3			B	1169314	Kit, Wheel Assembly w/ Hublock Hardware, Pneumatic FF (12")	1	1
4					Wheel Assembly, Composite, Pneumatic w/ Flat Free, Hublock (12" x 2-1/4")	1	1
5	Ring, Gear, Hublock	1			1		
6	Adapter, Wheel Hub	1			1		
7	Ring, Retaining, Wheel (12-1/2")	1			1		
8	Spacer, Wheel Hub	1			4		
9	Screw, Socket, Cap (#6-32 x 2-3/4")	1			4		
10	NLA - Nut, Hex Lock (#6-32)	1			4		
3	B	1169315			Kit, Wheel Assembly w/ Hublock Hardware, Pneumatic (12")	1	1
4					Wheel Assembly, Composite, Pneumatic, Hublock (12" x 2-1/4")	1	1
5			Ring, Gear, Hublock	1	1		
6			Adapter, Wheel Hub	1	1		
7			Ring, Retaining, Wheel (12-1/2")	1	1		
8			Spacer, Wheel Hub	1	4		
9			Screw, Socket, Cap (#6-32 x 2-3/4")	1	4		
10			NLA - Nut, Hex Lock (#6-32)	1	4		
NOTE: A - Includes items 5 - 10. B - Includes items 4 - 10. When replacing a wheel with Hublock that originally used six screws on chairs manufactured before 7/8/2011, Item #3 (1169314 or 1169315) must be ordered because the new Hublock design only uses four.							

#1 Rear Wheels with Hublocks (After 7/7/11)

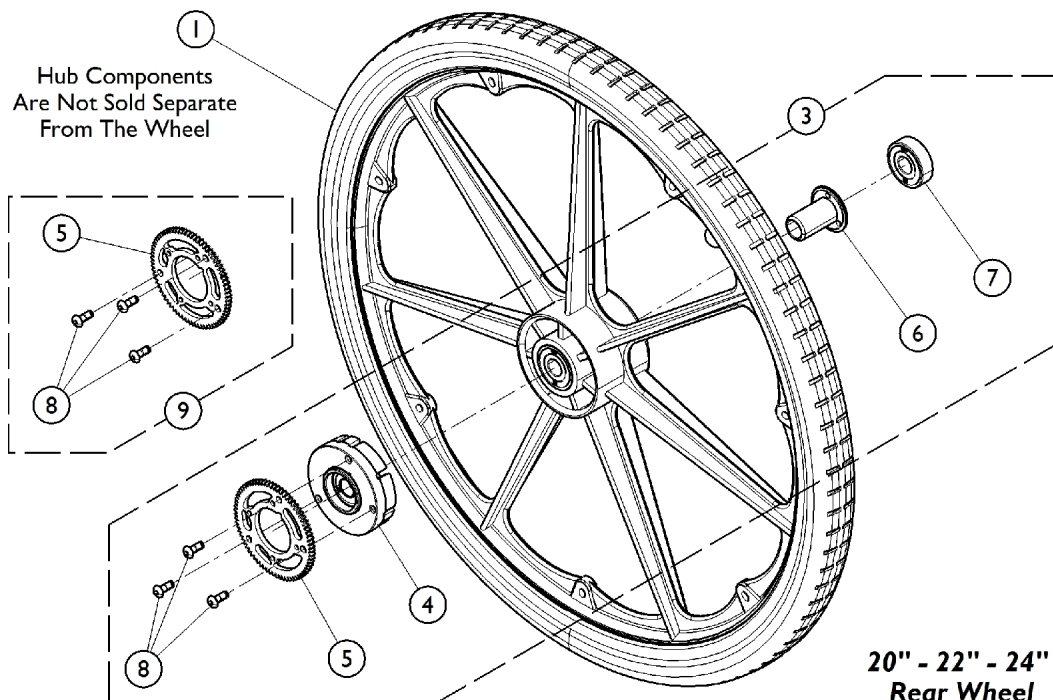
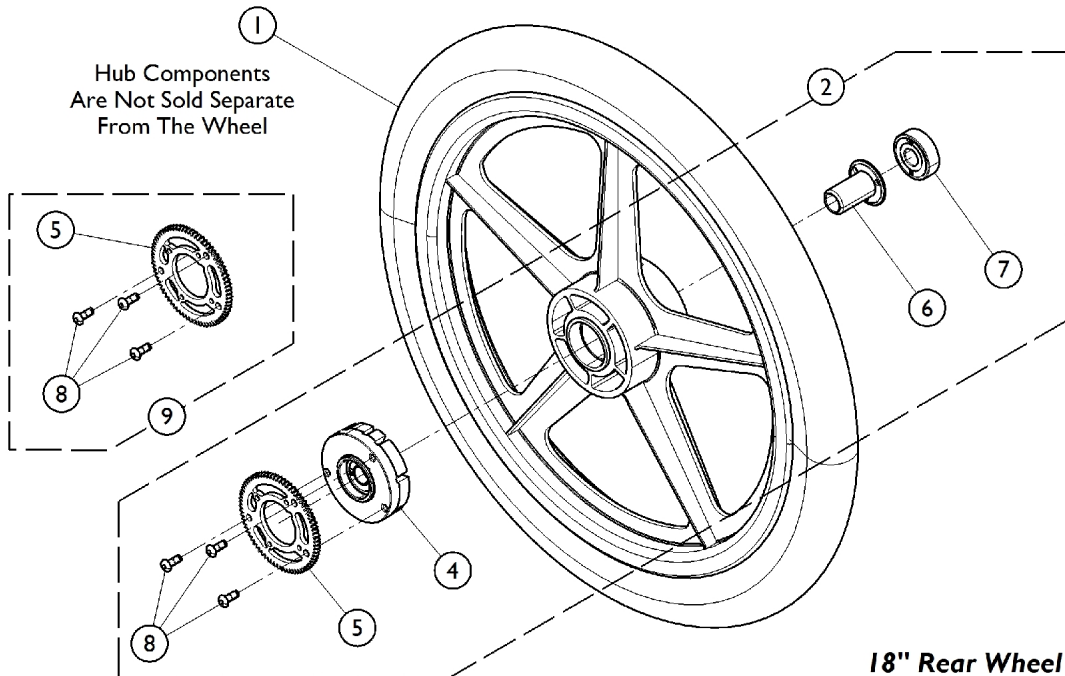
Style	Size	Wheel	Tire Type	Tire	Tube/Insert	Outer Bearing	Inner Bearing
12COM	12 x 2-1/4"	1167104 See Note(s) A	Pneumatic	1011524	1011525	1104350	1104350
12COM	12 x 2-1/4"	1167103 See Note(s) A	Pneumatic w/ Flat Free	1011524	1165859	1104350	1104350
12COM	12 x 2-1/4"	1167102 See Note(s) A	Urethane	N/A	N/A	1104350	1104350

NOTE: A - The 12" Wheel only accommodates a Hublock that uses four attaching screws. Existing 12" wheels in the field that have six attaching hole locations must be replaced with item #3 (1169314 or 1169315).

Composite Rear Wheels - w/ Hublocks, w/o Handrims

(18", 20", 22", 24" Wheels)

The original wheel hardware is not compatible with these replacement wheels, please order the corresponding wheel hublock hardware kit.



Composite Rear Wheels - w/ Hublocks, w/o Handrims

(18", 20", 22", 24" Wheels)

The original wheel hardware is not compatible with these replacement wheels, please order the corresponding wheel hublock hardware kit.

Item Number	Note	Part Number	Description	Quantity Per	
				Package	Assembly
1	A	See Chart	#1 Rear Wheels w/ Hublocks	1	1
2		1164042	Kit, Hublock Hardware, Wheel (18")	1	1
4			Hub Assembly, Composite	1	1
5			Ring, Gear, Hublock	1	1
6			Nut, Hub Retaining	1	1
7			Bearing (1/2" I.D. x 1-3/8" O.D.)	1	1
8			Screw, Button Head Cap w/ Patch (#10-24 x 1/2)	1	3
3		1164038-NLA	NLA - Kit, Hublock Hardware, Wheel (20", 22", 24")	1	1
4	A		Hub Assembly, Composite	1	1
5			Ring, Gear, Hublock	1	1
6			Nut, Hub Retaining	1	1
7			Bearing (1/2" I.D. x 1-3/8" O.D.)	1	1
8			Screw, Button Head Cap w/ Patch (#10-24 x 1/2)	1	3
9		1164035	Kit, Hublock Hardware, Wheel (20" - 24")	1	1
5			Ring, Gear, Hublock	1	1
8			Screw, Button Head Cap w/ Patch (#10-24 x 1/2)	1	3

NOTE: A - Kit includes items 4 - 8.
B - Kit includes items 5 and 8.

#1 Rear Wheels with Hublocks

Style	Wheel Size	Wheel Asm. w/o Handrim	Tire Type	Tire	Tube/ Insert	Outer Bearing	Inner Bearing
18COM	18 x 1-3/4"	1074839	Pneumatic	1071441	1071440	40117X022	N/A
18COM	18 x 1-3/4"	1137256	Pneumatic w/ Flat Free	1071441	N/A	N/A	N/A
20COM	20 x 1-3/8"	1164064 See Note(s) A	Pneumatic	1017519	1017520	40117X022	N/A
20COM	20 x 1-3/8"	1164065 See Note(s) A	Pneumatic w/ Flat Free	1017519	1023322	40117X022	N/A
20COM	20 x 1-1/4"	1164066 See Note(s) A	Urethane	1037774	N/A	40117X022	N/A
22COM	22 x 1-3/8"	1164067 See Note(s) A	Pneumatic	1018544	1018545	40117X022	N/A
22COM	22 x 1-3/8"	1164068 See Note(s) A	Pneumatic w/ Flat Free	1018544	1023323	40117X022	N/A
22COM	22 x 1-1/4"	1164069 See Note(s) A	Urethane	1028250	N/A	40117X022	N/A
24COM7	24 x 1-3/8"	1164070 See Note(s) A	Pneumatic	40176X060	40176X061	40117X022	N/A

Composite Rear Wheels - w/ Hublocks, w/o Handrims (18", 20", 22", 24" Wheels)

The original wheel hardware is not compatible with these replacement wheels, please order the corresponding wheel hublock hardware kit.

#1 Rear Wheels with Hublocks

Style	Wheel Size	Wheel Asm. w/o Handrim	Tire Type	Tire	Tube/ Insert	Outer Bearing	Inner Bearing
24COM7	24 x 1-3/8"	1164071 See Note(s) A	Pneumatic w/ Flat Free	40176X060	1010906	40117X022	N/A
24COM7	24 x 1-1/4"	1164072 See Note(s) A	Urethane	1026904	N/A	40117X022	N/A

NOTE: A - These wheels come with assembled with Hub Assembly, Retaining Nut, and Bearing.

Handrims and Handrim Hardware

Non-Projection Handrims

Wheel Style	Anodized Aluminum	Chrome	Black Plastic Coated	Black Wrinkle Coated
12COM	N/A	N/A	N/A	N/A
18COM	N/A	N/A	N/A	1059369
20COM	1033374	1019999	1115400	N/A
22COM	1033373	1020000	1115401	N/A
24COM7	1033372	1019836	1115397	N/A

Projection Handrims

Wheel Style	8 Vertical Projections (Black)	8 Oblique Projections (Black)	12 Vertical Projections (Black)
12COM	N/A	N/A	N/A
18COM	N/A	N/A	N/A
20COM	N/A	N/A	N/A
22COM	N/A	N/A	N/A
24COM7	1115394	1115396	1115395

Handrims and Handrim Hardware

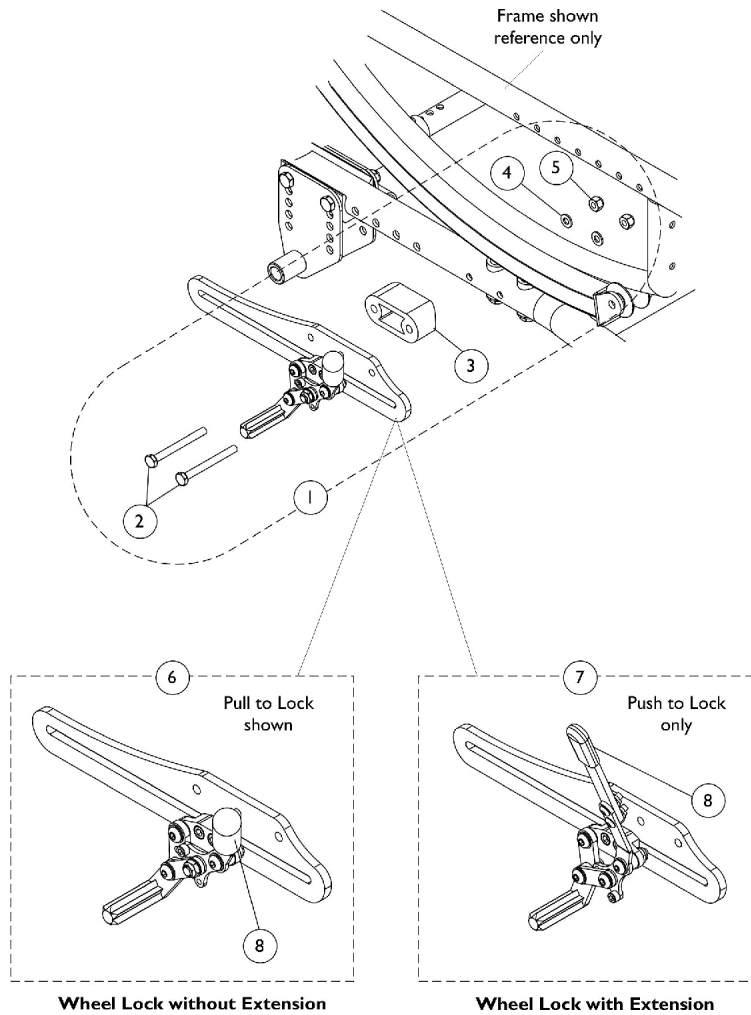
Handrim Hardware

(Hardware Kits to Attach a Single Handrim Only)

Wheel Style	Anodized Aluminum	Chrome	Black Plastic Coated	Black Wrinkle Coated	8 Vertical Projections	8 Oblique Projections	12 Vertical Projections
12COM	N/A	N/A	N/A	N/A	N/A	N/A	N/A
18COM	N/A	N/A	N/A	1052961	N/A	N/A	N/A
20COM	1025153	1025153	1025158	N/A	N/A	N/A	N/A
22COM	1026384	1025153	1026384	N/A	N/A	N/A	N/A
24COM7	1026384	1025153	1026383	N/A	1026380	1026381	1026382

Wheel Locks and Attaching Hardware

Before 5/22/06 (Push and Pull to Lock)



Wheel Locks and Attaching Hardware

Before 5/22/06 (Push and Pull to Lock)

Item Number	Note	Part Number	Description	Quantity Per	
				Package	Assembly
1	A,B	1127842-NLA	NLA - Kit, Wheel Lock Mounting Hardware	1	1
2			NLA - Screw, Hex Head (1/4-28 x 2-1/2")	1	4
3			NLA - Spacer, Bracket	1	2
4			Washer (1/4 x 1/2 x 1/16")	1	4
5			Locknut (1/4-28)	1	4
1	A,C	1140251-NLA	NLA - Kit, Wheel Lock Mounting Hardware	1	1
2			NLA - Screw, Hex Head (1/4-28 x 2-3/4")	1	4
3			Spacer, Bracket	1	2
4			Washer (1/4 x 1/2 x 1/16")	1	4
5			Locknut (1/4-28)	1	4
6		See Chart	#6 Wheel Lock Assembly without Extension Handle	1	1
7		See Chart	#7 Wheel Lock Assembly with Bolt-On Extension Handle (EXTLOCK)	1	1
8		1127688	Package, Plastic Tip, Black	10	1
NOTE: A - Includes items 2-5. Contains enough hardware for pair of wheel locks. B - Chairs with 12", 20", 22", and 24" rear wheels C - Chairs with 18" rear wheels					

Wheel Locks and Attaching Hardware

Before 5/22/06 (Push and Pull to Lock)

#6 Wheel Lock Assembly without Extension Handle

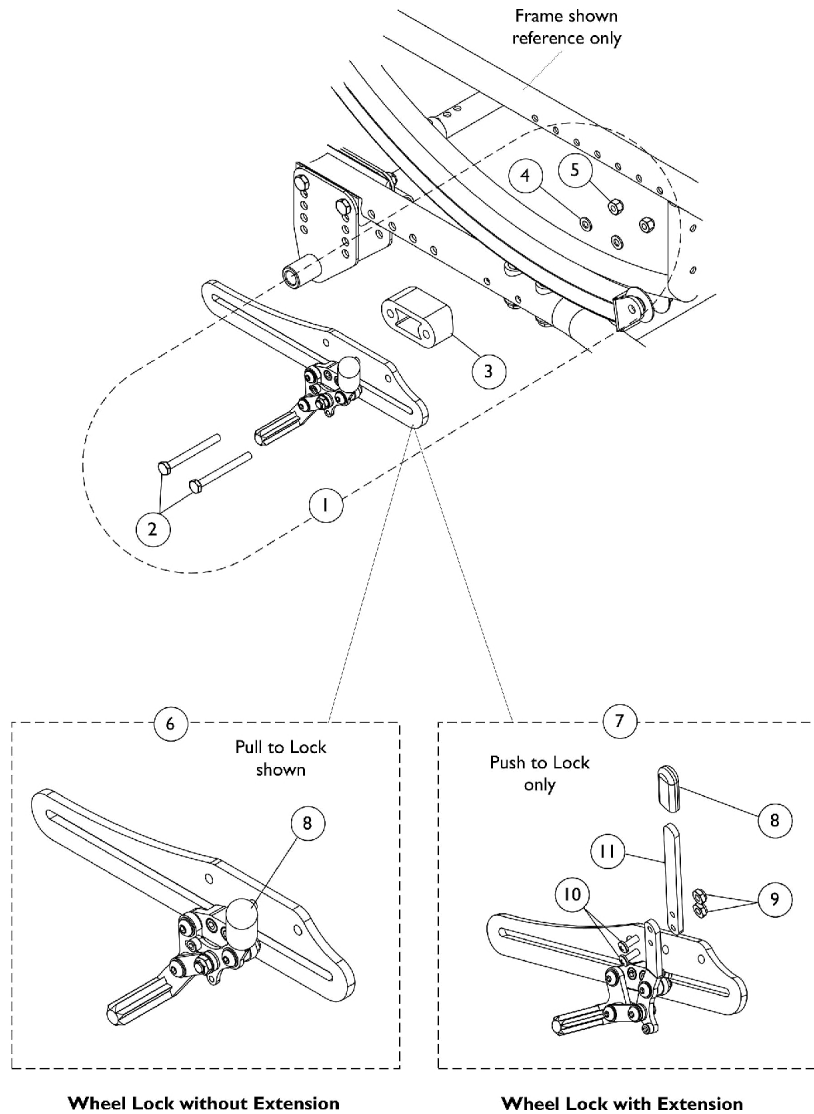
Wheel Lock Type (Push/Pull)	12" Rear Wheels	18", 20", 22", & 24" Rear Wheels
Push to Lock - Right	1127834-NLA	1129506-NLA
Push to Lock - Left	1127835-NLA	1129507-NLA
Pull to Lock - Right	1127836-NLA	1131228-NLA
Pull to Lock - Left	1127837-NLA	1131229-NLA

#7 Wheel Lock Assembly with Bolt-On Extension Handle (EXTLOCK)

Wheel Lock Type (Push Only)	12" Rear Wheels	18", 20", 22", & 24" Rear Wheels
Push to Lock - Right	1128819-NLA	1131230-NLA
Push to Lock - Left	1128820-NLA	1131231-NLA

Wheel Locks and Attaching Hardware

After 5/21/06 (Push and Pull to Lock)



Wheel Locks and Attaching Hardware

After 5/21/06 (Push and Pull to Lock)

Item Number	Note	Part Number	Description	Quantity Per	
				Package	Assembly
1	A	1140251-NLA	NLA - Kit, Wheel Lock Mounting Hardware	1	1
2			NLA - Screw, Hex Head (1/4-28 x 2-1/2")	1	4
3			NLA - Spacer, Bracket	1	2
4			Washer (1/4 x 1/2 x 1/16")	1	4
5			Locknut (1/4-28)	1	4
6		See Chart	#6 Wheel Lock Assembly without Extension Handle	1	1
7		See Chart	#7 Wheel Lock Assembly with Bolt-On Extension Handle (EXTLOCK)	1	1
8		1127688	Package, Plastic Tip, Black	10	1
9		1025731	Locknut (#10-32)	1	2
10		1026114	Screw, Phillips Pan Head (#10-32 x 1/2")	1	2
11		1127851	Extension, Wheel Lock	1	1
NOTE: A - Includes items 2-5. Contains enough hardware for pair of wheel locks.					

Wheel Locks and Attaching Hardware

After 5/21/06 (Push and Pull to Lock)

#6 Wheel Lock Assembly without Extension Handle

Wheel Lock Type (Push/Pull)	Part Number
Push to Lock - Right	1140848-NLA
Push to Lock - Left	1140849-NLA
Pull to Lock - Right	1140846-NLA
Pull to Lock - Left	1140847-NLA

#7 Wheel Lock Assembly with Bolt-On Extension Handle (EXTLOCK)

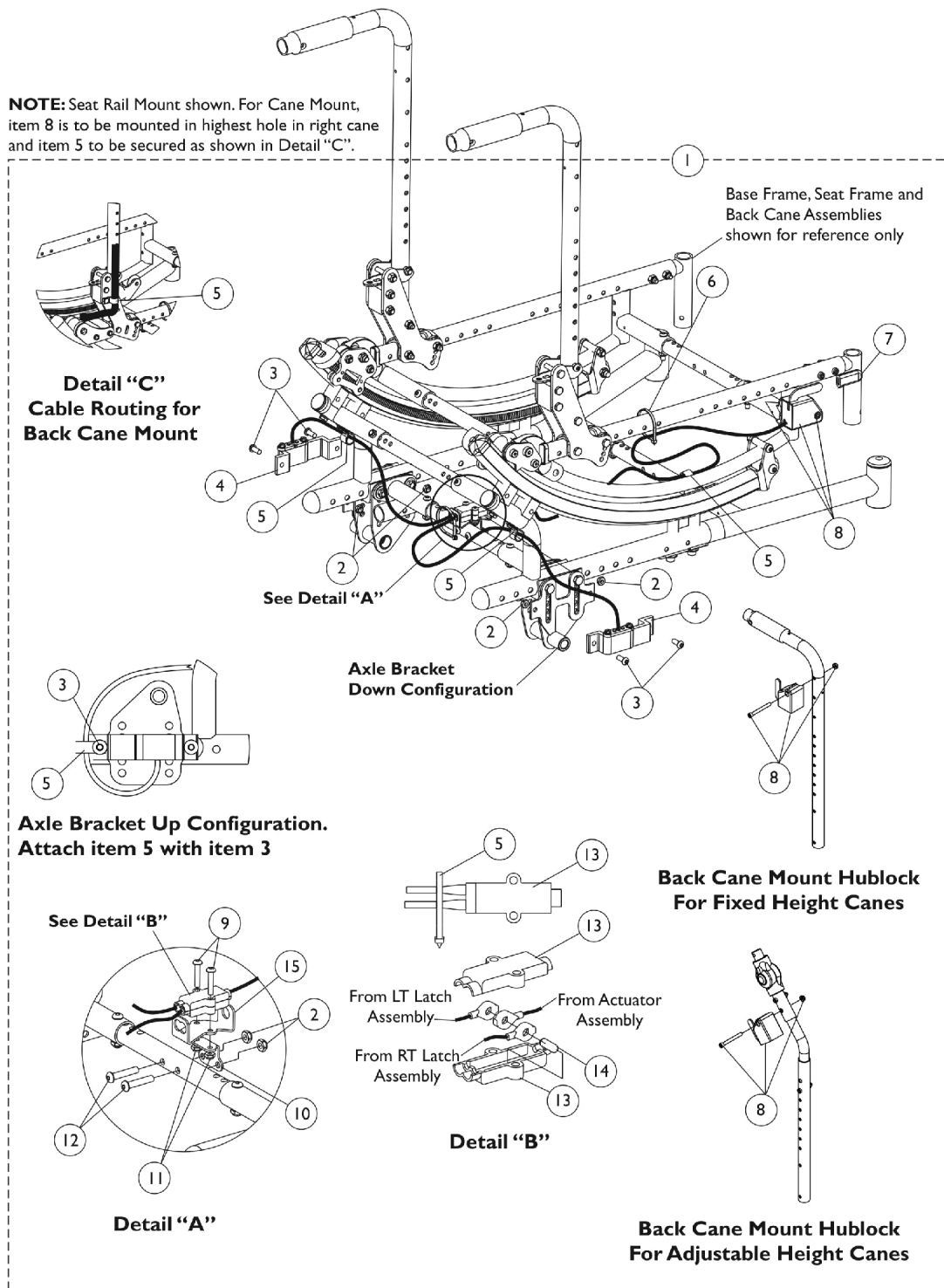
Includes wheel lock plus items 8-11.

Wheel Lock Type (Push Only)	Part Number
Push to Lock - Right	1140850-NLA
Push to Lock - Left	1140851-NLA

Hublock Replacement Kits - After 10/31/07

Attendant and User Hand Operated

NOTE: Seat Rail Mount shown. For Cane Mount, item 8 is to be mounted in highest hole in right cane and item 5 to be secured as shown in Detail "C".



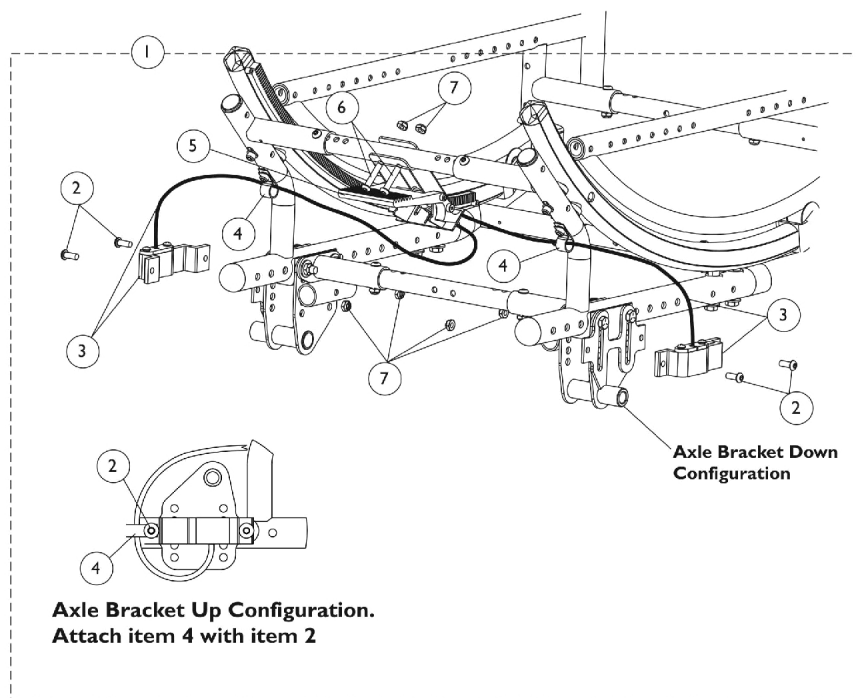
Hublock Replacement Kits - After 10/31/07

Attendant and User Hand Operated

Item Number	Note	Part Number	Description	Quantity Per	
				Package	Assembly
1	A,B	1132608	Kit, Hublock Cables and Hardware - Hand Operated	1	1
2			Locknut (1/4-28)	1	6
3			Screw, Socket Button Head (1/4-28 x 5/8")	1	4
4			Latch with Cable Assembly, Hublock - Right	1	1
4			Latch with Cable Assembly, Hublock - Left	1	1
5			NLA - Bracket, Cable/Wire Mounting, Black	1	3
6			Tie Wrap (5-5/8" L)	1	1
7			Tip, Plastic, Black	1	1
8			Actuator w/ Cable Assembly, Hand Operated	1	1
9			Screw, Socket Button Head (#10-32 x 1")	1	2
10			Box, Junction Cable	1	1
11			Locknut (#10-32)	1	2
12			Screw, Socket Button Head (1/4-28 x 1-1/4")	1	2
13			Box, Junction Cable	1	2
14			Pin, Dowel (3/16 x 1/2")	1	1
15			Bracket, Junction Cable, Black	1	1
4	D,E	1132357	Latch with Cable Assembly, Hublock - Right	1	1
4	D,E	1132358	Latch with Cable Assembly, Hublock - Left	1	1
13		1132375	Box, Junction Cable	1	2
	C	1127688	Package, Plastic Tip, Black	10	1
NOTE: A - Includes items 2-14 B - Item 4 (Cable Assembly) & item 13 (Junction Box) are sold separately as service parts. C - Not shown. D - For chairs manufactured before 2/2/09, it is recommended to order the Hublock Latch with Cable Assembly part numbers 1132357 and 1132358 together. E - For chairs manufactured after 2/1/09, it is also recommended to order both Hublock Latch with Cable Assembly part numbers 1132357 and 1132358 together to allow even wear on the components.					

Wheel Lock - Hublock Replacement Kits - After 10/31/07

Attendant Foot Operated



Item Number	Note	Part Number	Description	Quantity Per	
				Package	Assembly
1	A	1132607-NLA	NLA - Kit, Hublock Cables and Hardware - Foot Operated	1	1
2			Screw, Socket Button Head (1/4-28 x 5/8")	1	4
3			Latch with Cable Assembly, Hublock - Right	1	1
3			Latch with Cable Assembly, Hublock - Left	1	1
4			NLA - Bracket, Cable/Wire Mounting, Black	1	2
5			Actuator Assembly, Foot Operated	1	1
6			Screw, Socket Button Head (1/4-28 x 1-1/4")	1	2
7			Locknut (1/4-28)	1	6
3	B,C,D	1132357	Latch with Cable Assembly, Hublock - Right	1	1
3	B,C,D	1132358	Latch with Cable Assembly, Hublock - Left	1	1

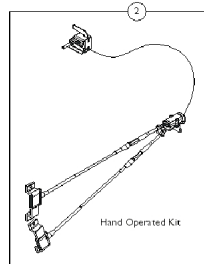
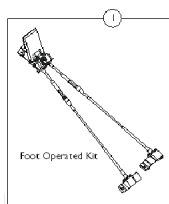
NOTE: A - Includes items 2-7
 B - Hublock replacement cables for chairs built after 10/31/07.
 C - For chairs manufactured before 2/2/09, it is recommended to order the Hublock Latch with Cable Assembly part numbers 1132357 and 1132358 together.
 D - For chairs manufactured after 2/1/09, it is also recommended to order both Hublock Latch with Cable Assembly part numbers 1132357 and 1132358 together to allow even wear on the components.

NOTE: Invacare does not recommend the use of service part number(s), 1132357 and/or 1132358, for replacement hub lock cable(s) for wheel chairs manufactured prior to November 1, 2007. Wheel chairs manufactured prior to this date require Replacement Kits which include complete replacement of the foot operated pedal housing components in addition to cable assemblies. Please consult with Invacare's customer service group for the appropriate Replacement Kit suitable for installation onto your particular model wheel chair.

Hublock Replacement Kits - Before 11/01/07

Attendant and User Hand and Foot Operated

<p>12" Rear Wheel 12COM</p> <p>Foot - 1153658 Hand - 1153657</p> <p>Mount Axle Bracket 4 holes over for non-vent tray & non- recliner chairs</p>	<p>18" Rear Wheel 18COM</p> <p>Foot - 1152207 Hand - 1153655</p> <p>Mount Axle Bracket 3 holes over for non-vent tray & non- recliner chairs</p> <p>Low</p> <p>High</p>	<p>Foot - 1153658 Hand - 1153657</p> <p>Mount Axle Bracket 4 holes over for non-vent tray & non- recliner chairs</p> <p>High</p>	<p>Vent Tray Wheelbase Position</p> <p>Mount Axle Bracket 2 holes over. See left for SFH setting.</p> <p>Foot - 1152207 Hand - 1153655</p>
<p>20" Rear Wheels 20COM</p> <p>Foot - 1152207 Hand - 1153655</p> <p>Mount Axle Bracket 3 holes over for non-vent tray & non- recliner chairs</p>	<p>22" Rear Wheels 22COM</p> <p>Foot - 1152207 Hand - 1153655</p> <p>Mount Axle Bracket 3 holes over for non-vent tray & non- recliner chairs</p>	<p>24" Rear Wheels 24COM7</p> <p>Foot - 1152207 Hand - 1153655</p> <p>Mount Axle Bracket 3 holes over for non-vent tray & non- recliner chairs</p>	<p>Recliner Wheelbase Position Recliner is excluded with 18COM/PAXLE combo</p> <p>Mount Axle Bracket 2 holes over. See left for SFH setting.</p> <p>Foot - 1152207 Hand - 1153655</p>



Hublock Replacement Kits - Before 11/01/07

Attendant and User Hand and Foot Operated

Item Number	Note	Part Number	Description	Quantity Per	
				Package	Assembly
1	A,B	1152207	Kit, Hublock Replacement, Foot Operated	1	1
			Actuator Assembly, Foot Operated	1	1
			Latch with Cable Assembly, Hublock - Right	1	1
			Latch with Cable Assembly, Hublock - Left	1	1
			Locknut (1/4-28)	1	6
			NLA - Service Manual, Hublock	1	1
1	A,B	1153658-NLA	NLA - Kit, Hublock Replacement, Foot Operated	1	1
			Actuator Assembly, Foot Operated	1	1
			Latch with Cable Assembly, Hublock - Right	1	1
			Latch with Cable Assembly, Hublock - Left	1	1
			Locknut (1/4-28)	1	6
			NLA - Service Manual, Hublock	1	1
2	A	1153657-NLA	NLA - Kit, Hublock Replacement, Hand Operated	1	1
			Actuator w/ Cable Assembly, Hand Operated	1	1
			Hublock Hand Operated Latch Assembly	1	1
			Hublock Hand Operated Latch Assembly	1	1
			Screw, Socket Button Head (#10-32 x 1")	1	2
			Box, Junction Cable	1	2
			Pin, Dowel (3/16 x 1/2")	1	1
			Locknut (#10-32)	1	2
			Bracket, Junction Cable, Black	1	1
			Tie Wrap (5-5/8" L)	1	1
			Locknut (1/4-28)	1	4
			Box, Junction Cable	1	1
			Instruction Sheet	1	1
2	A	1153655	Kit, Hublock Replacement, Hand Operated	1	1
			Actuator w/ Cable Assembly, Hand Operated	1	1
			Hublock Hand Operated Latch Assembly	1	1
			Hublock Hand Operated Latch Assembly	1	1
			Screw, Socket Button Head (#10-32 x 1")	1	2
			Box, Junction Cable	1	2
			Pin, Dowel (3/16 x 1/2")	1	1
			Locknut (#10-32)	1	2
			Bracket, Junction Cable, Black	1	1
			Tie Wrap (5-5/8" L)	1	1
			Locknut (1/4-28)	1	4
			Box, Junction Cable	1	1
			Instruction Sheet	1	1

NOTE: A - Refer to image in order to determine appropriate selection.

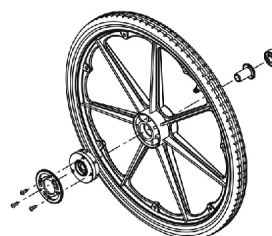
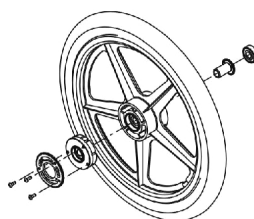
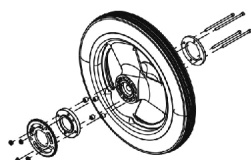
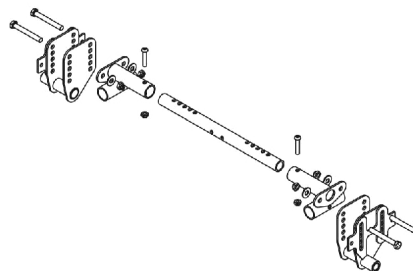
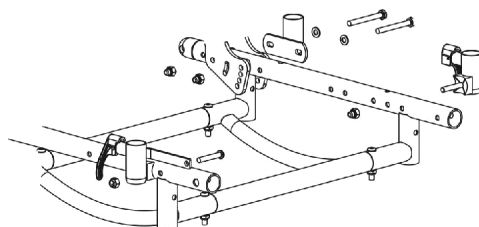
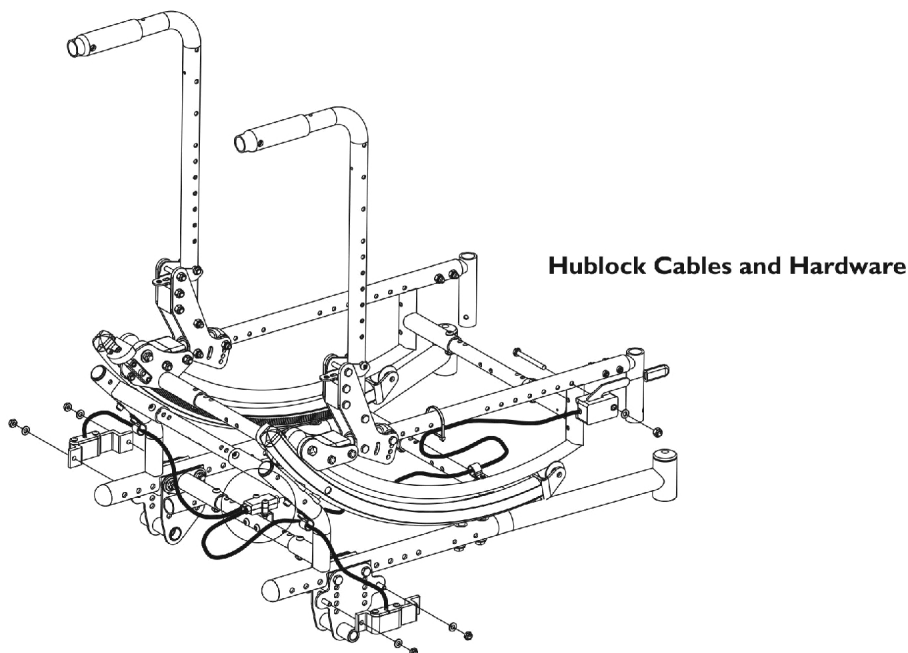
B - Part number 1130215 is no longer available from the Invacare Service Parts Department. Refer to the Invacare Website under "Product Literature Search". Enter the part number in the "Keywords" field and download a free PDF version copy.

Invacare does not recommend the use of service part number 1132357 and/or 1132358 for replacement hub lock cables for wheel chairs manufactured before November 1, 2007.

Wheel Lock - Hublock Retro-Fit Kits

Attendant and User Hand Operated

Retro-Fit Kits include Hublock Actuator w/ Hardware, Axle Brackets w/ Hardware, 12", 18", 20", 22", or 24" Wheels, Wheel Hubs, Gear Hardware, and Instruction Manual and covers both sides of the chair. For a detailed breakdown of parts please refer to the appropriate category in this catalog. When adding Hublocks to an existing chair always use wheels provided with kit.



12" Rear Wheels

18" Rear Wheels

20"/22"/24"
Rear Wheels

Wheel Lock - Hublock Retro-Fit Kits

Attendant and User Hand Operated

Retro-Fit Kits include Hublock Actuator w/ Hardware, Axle Brackets w/ Hardware, 12", 18", 20", 22", or 24" Wheels, Wheel Hubs, Gear Hardware, and Instruction Manual and covers both sides of the chair. For a detailed breakdown of parts please refer to the appropriate category in this catalog. When adding Hublocks to an existing chair always use wheels provided with kit.

Wheel Lock - Hublock Retro-Fit Kits (After 7/7/11)

Attendant and User Hand Operated

Wheel Style	Hublock Kit Part Number
12" Composite w/ Pneumatic Tire	1169307-NLA
12" Composite Pneumatic w/ Flat Free Insert	1169308-NLA
18" Composite w/ Pneumatic Tire	1164036-NLA
20" Composite w/ Pneumatic Tire	1170364-NLA
20" Composite Pneumatic w/ Flat Free Insert	1170365-NLA
20" Composite w/ Urethane Tire	1170366-NLA
22" Composite w/ Pneumatic Tire	1170367-NLA
22" Composite Pneumatic w/ Flat Free Insert	1170368-NLA
22" Composite w/ Urethane Tire	1170369-NLA
24" Composite w/ Pneumatic Tire	1170370-NLA
24" Composite Pneumatic w/ Flat Free Insert	1170371-NLA
24" Composite w/ Urethane Tire	1170372-NLA

Wheel Lock - Hublock Retro-Fit Kits

Attendant and User Hand Operated

Retro-Fit Kits include Hublock Actuator w/ Hardware, Axle Brackets w/ Hardware, 12", 18", 20", 22", or 24" Wheels, Wheel Hubs, Gear Hardware, and Instruction Manual and covers both sides of the chair. For a detailed breakdown of parts please refer to the appropriate category in this catalog. When adding Hublocks to an existing chair always use wheels provided with kit.

Wheel Lock - Hublock Retro-Fit Kits (Before 7/8/11)

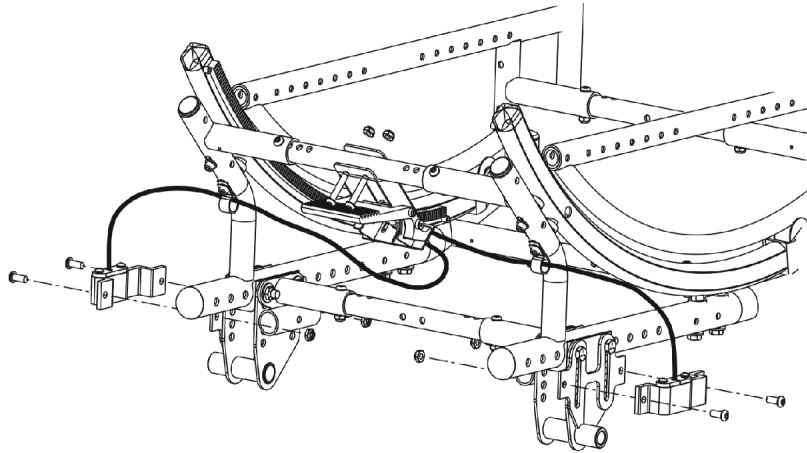
Attendant and User Hand Operated

Wheel Style	Hublock Kit Part Number
12" Composite w/ Pneumatic Tire	1169307-NLA
12" Composite Pneumatic w/ Flat Free Insert	1169308-NLA
18" Composite w/ Pneumatic Tire	1140221
20" Composite w/ Pneumatic Tire	1140222-NLA
20" Composite Pneumatic w/ Flat Free Insert	1140223-NLA
20" Composite w/ Urethane Tire	1140224-NLA
22" Composite w/ Pneumatic Tire	1140225-NLA
22" Composite Pneumatic w/ Flat Free Insert	1140226-NLA
22" Composite w/ Urethane Tire	1140227-NLA
24" Composite w/ Pneumatic Tire	1140228-NLA
24" Composite Pneumatic w/ Flat Free Insert	1140229-NLA
24" Composite w/ Urethane Tire	1140230-NLA

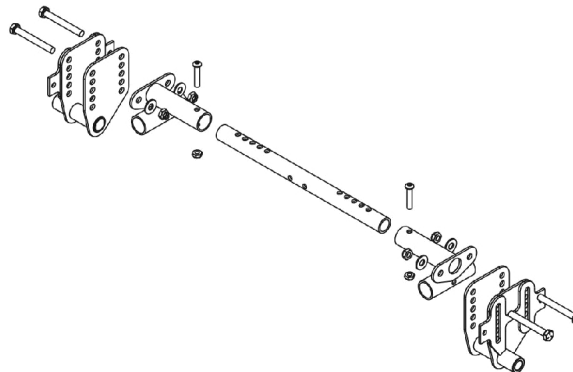
Wheel Locks - Hublock Retro-Fit Kits

Attendant Foot Operated

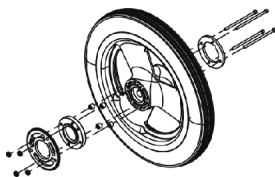
Retro-Fit Kits include Hublock Actuator w/ Hardware, Axle Brackets w/ Hardware, 12"/18"/20"/22" or 24" Wheels, Wheel Hubs, Gear Hardware, and Instruction Manual and covers both sides of the chair. For a detailed breakdown of parts please refer to the appropriate category in this catalog. When adding Hublocks to an existing chair always use wheels provided with kit.



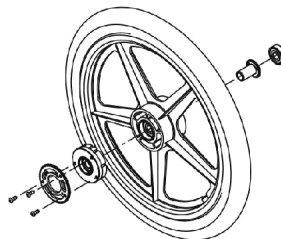
Hublock Cables and Hardware



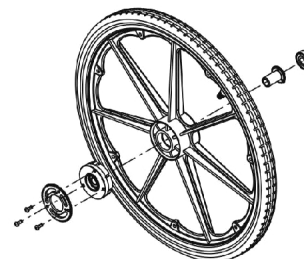
Axle Brackets and Hardware



12" Rear Wheels



18" Rear Wheels



**20"/22"/24"
Rear Wheels**

Wheel Locks - Hublock Retro-Fit Kits

Attendant Foot Operated

Retro-Fit Kits include Hublock Actuator w/ Hardware, Axle Brackets w/ Hardware, 12"/18"/20"/22" or 24" Wheels, Wheel Hubs, Gear Hardware, and Instruction Manual and covers both sides of the chair. For a detailed breakdown of parts please refer to the appropriate category in this catalog. When adding Hublocks to an existing chair always use wheels provided with kit.

Wheel Locks - Hublock Retro-Fit Kits (After 7/7/11)

Attendant Foot Operated

Wheel Style	Hublock Kit Part Number
12" Composite w/ Pneumatic Tire	1169305-NLA
12" Composite Pneumatic w/ Flat Free Insert	1169306-NLA
18" Composite w/ Pneumatic Tire	1164039-NLA
20" Composite w/ Pneumatic Tire	1170373-NLA
20" Composite Pneumatic w/ Flat Free Insert	1170374-NLA
20" Composite w/ Urethane Tire	1170375-NLA
22" Composite w/ Pneumatic Tire	1170376-NLA
22" Composite Pneumatic w/ Flat Free Insert	1170377-NLA
22" Composite w/ Urethane Tire	1170378-NLA
24" Composite w/ Pneumatic Tire	1170379-NLA
24" Composite Pneumatic w/ Flat Free Insert	1170362-NLA
24" Composite w/ Urethane Tire	1170363-NLA

Wheel Locks - Hublock Retro-Fit Kits

Attendant Foot Operated

Retro-Fit Kits include Hublock Actuator w/ Hardware, Axle Brackets w/ Hardware, 12"/18"/20"/22" or 24" Wheels, Wheel Hubs, Gear Hardware, and Instruction Manual and covers both sides of the chair. For a detailed breakdown of parts please refer to the appropriate category in this catalog. When adding Hublocks to an existing chair always use wheels provided with kit.

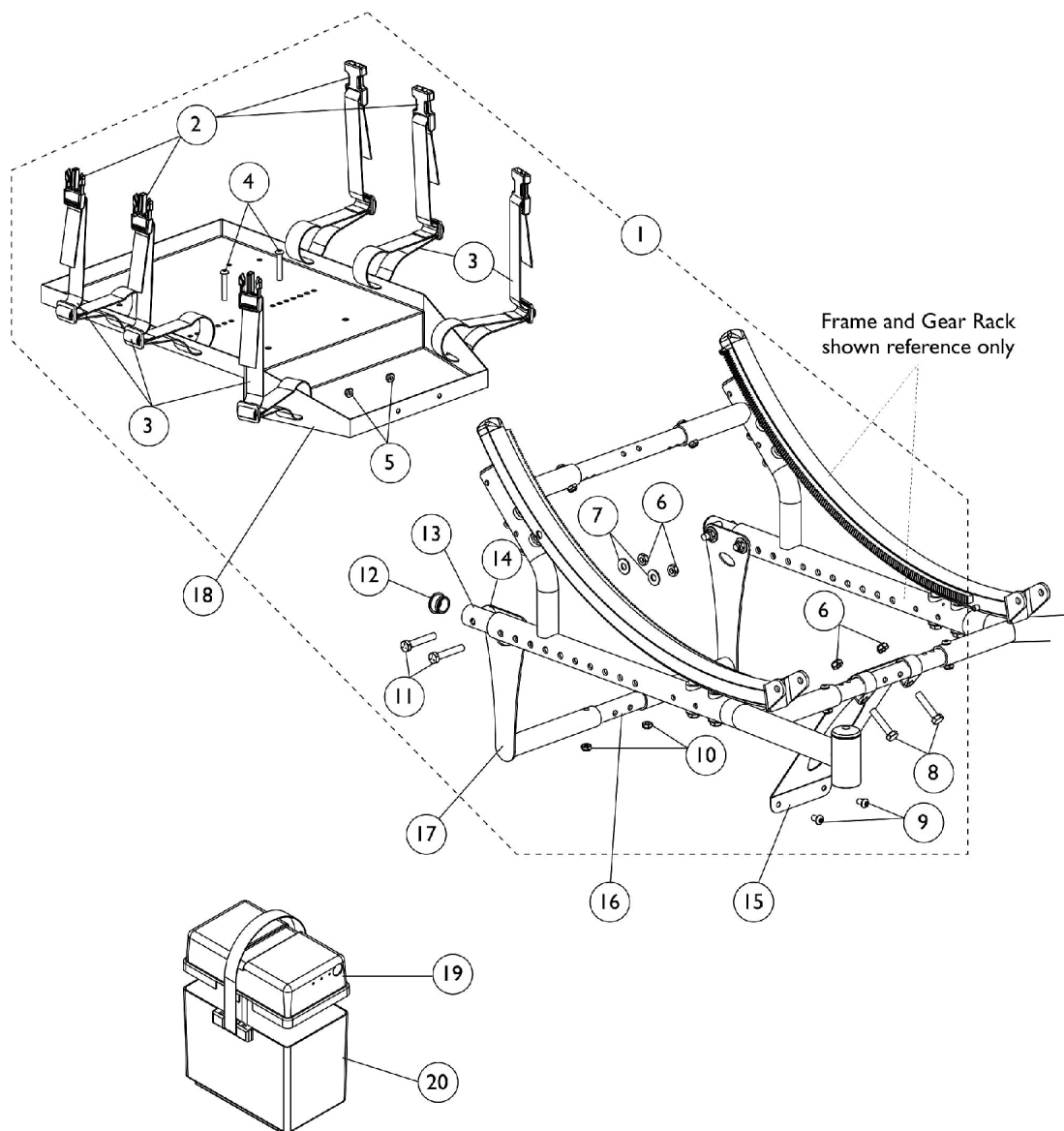
Wheel Locks - Hublock Retro-Fit Kits (Before 7/8/11)

Attendant Foot Operated

Wheel Style	Hublock Kit Part Number
12" Composite w/ Pneumatic Tire	1169305-NLA
12" Composite Pneumatic w/ Flat Free Insert	1169306-NLA
18" Composite w/ Pneumatic Tire	1139913-NLA
20" Composite w/ Pneumatic Tire	1139914-NLA
20" Composite Pneumatic w/ Flat Free Insert	1139915-NLA
20" Composite w/ Urethane Tire	1139916-NLA
22" Composite w/ Pneumatic Tire	1139917-NLA
22" Composite Pneumatic w/ Flat Free Insert	1139918-NLA
22" Composite w/ Urethane Tire	1139919-NLA
24" Composite w/ Pneumatic Tire	1139920-NLA
24" Composite Pneumatic w/ Flat Free Insert	1139921-NLA
24" Composite w/ Urethane Tire	1139922-NLA

Ventilator Tray and Battery Box

Before 5/22/06



Ventilator Tray and Battery Box Before 5/22/06

Item Number	Note	Part Number	Description	Quantity Per	
				Package	Assembly
1	A	1127699-NLA	NLA - Kit, Ventilator Tray Hardware	1	1
2			NLA - Buckle, Slide Release	1	6
3			NLA - Strap with Slide Release Buckle (22" Long)	1	6
4			Screw, Socket Button Head (1/4-28 x 1-1/2")	1	2
5			Locknut (1/4-20)	1	2
6			Locknut (5/16-18)	1	6
7			Washer, Steel (5/16 x 3/4 x 1/16")	1	4
8			NLA - Screw, Hex Head (5/16-18 x 1-1/2")	1	2
9			Screw, Socket Button Head (1/4-20 x 3/8")	1	2
10			Locknut (1/4-28)	1	2
11			NLA - Screw, Hex Head (5/16-18 x 1-3/4")	1	4
12			Plug Button, Black (1")	1	2
13			NLA - Tube, Vent Tray Support, Black	1	2
14			Spacer, Coved (3/4 x 1 x 1/2")	1	2
15	C	1126343-NLA	NLA - Hanger, Ventilator Tray - Front	1	1
15	D	1132298-NLA	NLA - Hanger, Ventilator Tray - Front	1	1
16	B	See Chart	#16 Kit, Crossbraces with Hardware	5	1
17		1126344-NLA	NLA - Hanger, Ventilator Tray - Rear	1	2
18		1093385-NLA	NLA - Tray, Ventilator	1	1
19		1095747	Top, Battery Box	1	1
20		1057944	Battery Box Bottom with Strap, 22NF	1	1
NOTE: A - Includes items 2-14 B - Kit includes 5 ea. Crossbraces and all attaching hardware (Screws and Locknuts) C - For chairs with 12-16" or 15-19" seat depth D - For chairs with 18-22" seat depth					

Ventilator Tray and Battery Box

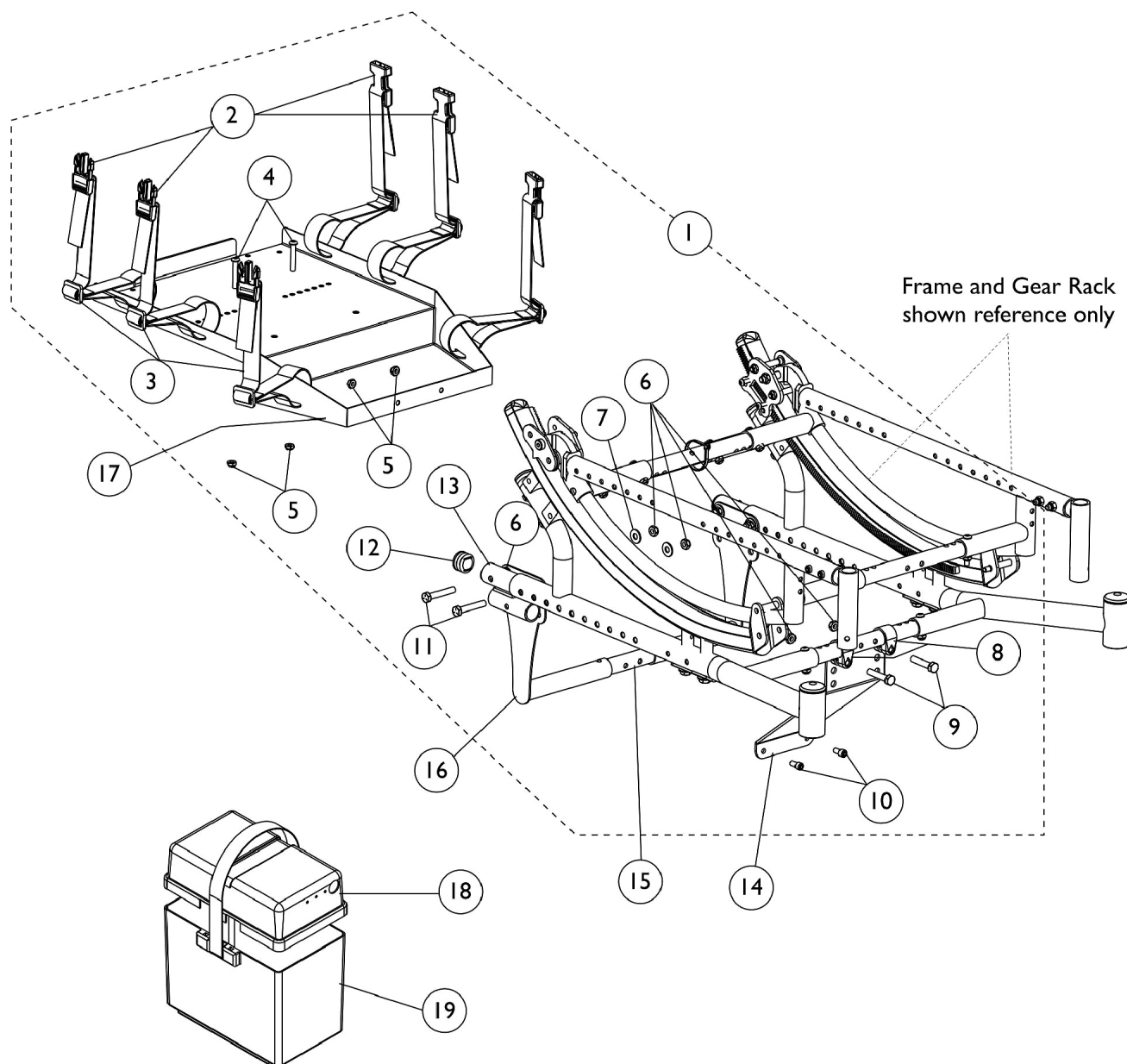
Before 5/22/06

#16 Kit, Crossbraces with Hardware

Seat Width Range 16-20"	Seat Width Range 18-22"
1127700-NLA See Note(s) A	1127701-NLA See Note(s) A
NOTE: A - As of 8/9/07, the finish changed from black anodize to flat black.	

Ventilator Tray and Battery Box

After 5/21/06



Ventilator Tray and Battery Box After 5/21/06

Item Number	Note	Part Number	Description	Quantity Per	
				Package	Assembly
1	A	1142469	Kit, Ventilator Tray Hardware	1	1
2			NLA - Buckle, Slide Release	1	6
3			NLA - Strap with Slide Release Buckle (22" Long)	1	6
4			Screw, Socket Button Head (1/4-28 x 1-1/2")	1	2
5			Locknut (1/4-28)	1	4
6			Locknut (5/16-18)	1	6
7			Washer, Steel (5/16 x 3/4 x 1/16")	1	8
8			Clamp (7/8")	1	2
9			NLA - Screw, Hex Head (5/16-18 x 1-1/2")	1	2
10			NLA - Screw, Socket Head (1/4-28 x 1/2")	1	2
11			NLA - Screw, Hex Head (5/16-18 x 1-3/4")	1	4
12			Plug Button, Black (1")	1	2
13			Tube, Vent Tray Support, Black	1	2
14	C	1142084-NLA	NLA - Hanger, Ventilator Tray - Front	1	1
14	D	1142085-NLA	NLA - Hanger, Ventilator Tray - Front	1	1
15	B	See Chart	#15 Kit, Crossbraces with Hardware	5	1
16	D	1142083-NLA	NLA - Hanger, Ventilator Tray - Rear	1	2
17		1093385-NLA	NLA - Tray, Ventilator	1	1
18		1095747	Top, Battery Box	1	1
19		1057944	Battery Box Bottom with Strap, 22NF	1	1
NOTE: A - Includes items 2-13 B - Kit includes 5 ea. Crossbraces and all attaching hardware (Screws and Locknuts) C - For chairs with 12-16" or 15-19" seat depth D - For chairs with 18-22" seat depth					

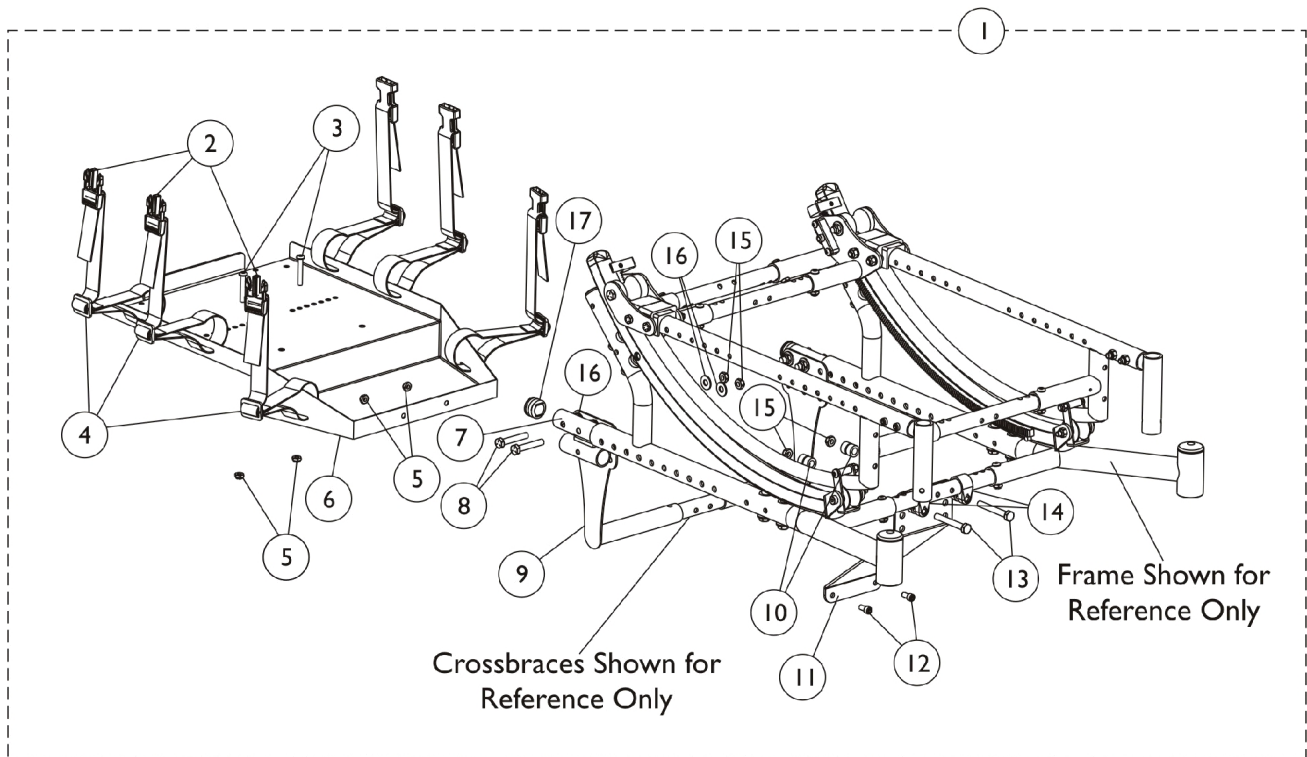
Ventilator Tray and Battery Box

After 5/21/06

#15 Kit, Crossbraces with Hardware

Seat Width Range 16-20"	Seat Width Range 18-22"
1127700-NLA See Note(s) A	1127701-NLA See Note(s) A
NOTE: A - As of 8/9/07, the finish changed from black anodize to flat black.	

Ventilator Tray Retrofit Kit



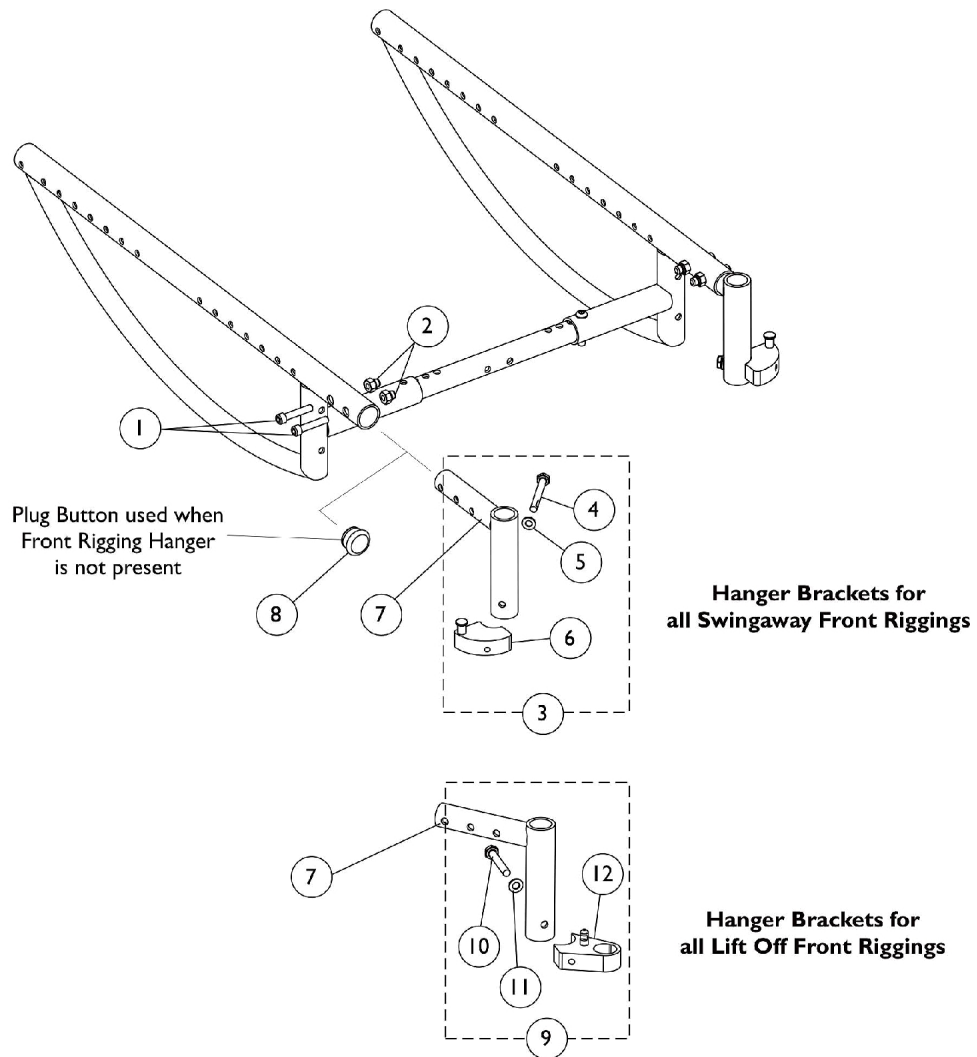
Ventilator Tray Retrofit Kit

Item Number	Note	Part Number	Description	Quantity Per	
				Package	Assembly
1	A,B	1121719-NLA	NLA - Kit, Vent Tray Retrofit (12-16" or 15-19" Seat Depth)	1	1
2			NLA - Buckle, Slide Release	1	6
3			Screw, Socket Button Head (1/4-28 x 1-1/2")	1	2
4			NLA - Strap with Slide Release Buckle (22" Long)	1	6
5			Locknut (1/4-28)	1	4
6			NLA - Tray, Ventilator	1	1
7			Wldmt, Mount Hanger	1	2
8			NLA - Screw, Hex Head (5/16-18 x 1-3/4")	1	4
9			NLA - Hanger, Ventilator Tray - Rear	1	2
10			Spacer (3/8 x 5/8 x 3/4")	1	2
11			NLA - Hanger, Ventilator Tray - Front	1	1
12			NLA - Screw, Socket Head (1/4-28 x 1/2")	1	2
13			Screw, Hex Head (5/16-24 x 2-1/4")	1	2
14			Clamp (7/8")	1	2
15			Locknut (5/16-18)	1	6
16			Washer, Steel (5/16 x 3/4 x 1/16")	1	16
17			Plug Button, Black (1")	1	2
	B	1146390-NLA	NLA - Instruction Sheet, Tray Vent	1	1
			NLA - Instruction Sheet, Tray Vent	1	1
1	A,B	1121720-NLA	NLA - Kit, Vent Tray Retrofit (18-22" Seat Depth)	1	1
2			NLA - Buckle, Slide Release	1	6
3			Screw, Socket Button Head (1/4-28 x 1-1/2")	1	2
4			NLA - Strap with Slide Release Buckle (22" Long)	1	6
5			Locknut (1/4-28)	1	4
6			NLA - Tray, Ventilator	1	1
7			Wldmt, Mount Hanger	1	2
8			NLA - Screw, Hex Head (5/16-18 x 1-3/4")	1	4
9			NLA - Hanger, Ventilator Tray - Rear	1	2
10			Spacer (3/8 x 5/8 x 3/4")	1	2
11			NLA - Hanger, Ventilator Tray - Front	1	1
12			NLA - Screw, Socket Head (1/4-28 x 1/2")	1	2
13			Screw, Hex Head (5/16-24 x 2-1/4")	1	2
14			Clamp (7/8")	1	2
15			Locknut (5/16-18)	1	6
16			Washer, Steel (5/16 x 3/4 x 1/16")	1	16
17			Plug Button, Black (1")	1	2
	B	1146390-NLA	NLA - Instruction Sheet, Tray Vent	1	1
			NLA - Instruction Sheet, Tray Vent	1	1

NOTE: A - Includes items 2-17.
B - Instruction sheet not shown.

Front Rigging Hanger Assembly

Before 5/22/06



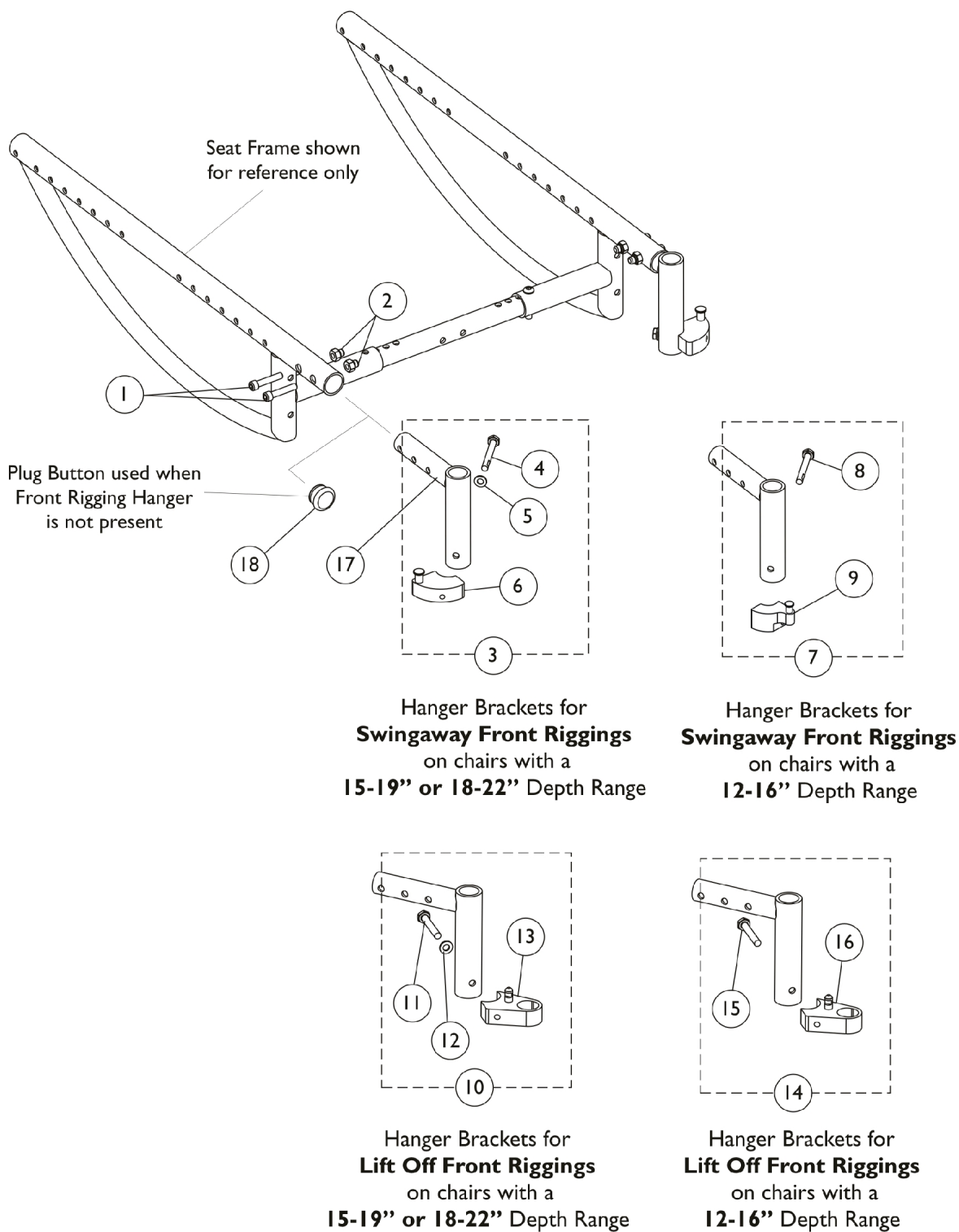
Front Rigging Hanger Assembly

Before 5/22/06

Item Number	Note	Part Number	Description	Quantity Per	
				Package	Assembly
1	A	1074640	Screw, Allen Head (1/4-28 x 1-1/4")	1	2
2		1085111	Nut, Hex (1/4-28)	1	2
3		1054866	Kit, Sector Block Hardware (Pair)	1	1
4			Screw, Hex Head w/ Patch (1/4-20 x 2")	1	2
5			Washer (1/4 x 1/2 x 1/16")	1	2
6			NLA - Block, Sector - Right	1	1
6			NLA - Block, Sector - Left	1	1
7	B	1086389	Tube, Support, Front Rigging Hanger, Black - Right	1	1
7		1086390	Tube, Support, Front Rigging Hanger, Black - Left	1	1
8		1127676	Package, Plug Button, Black (1")	10	1
9		1142975	Kit, Sector Block Hardware, Lift Off (Pair)	1	1
10			Screw, Hex Head (1/4-20 x 1-5/8")	1	2
11			Washer (1/4 x 1/2 x 1/16")	1	2
12			Block, Sector - Right	1	1
12			Block, Sector - Left	1	1
NOTE: A - Used for all Swingaway Front Riggings. Includes items 4-6. B - Used for all Lift Off Front Riggings. Includes items 10-12					

Front Rigging Hanger Assembly

After 5/21/06



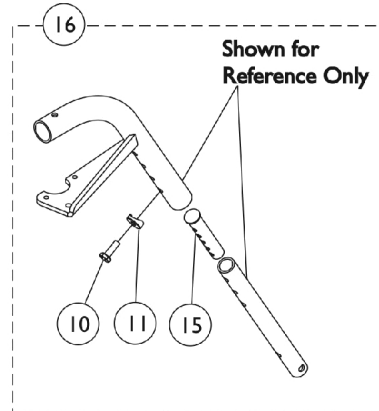
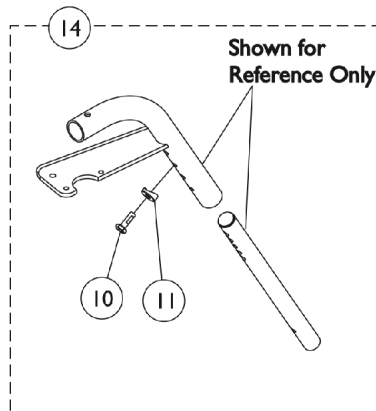
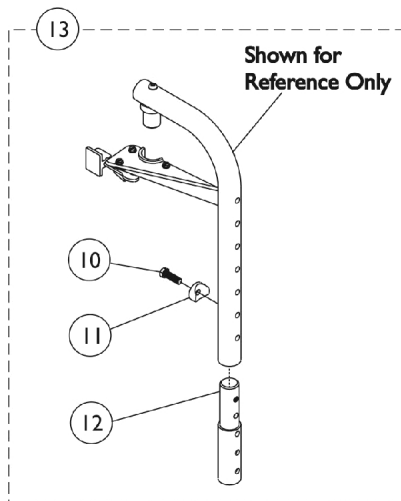
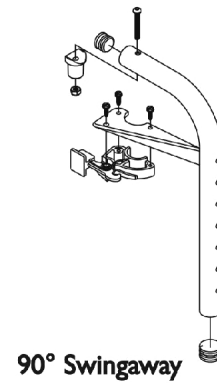
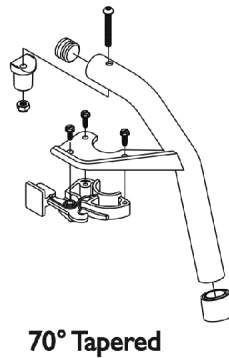
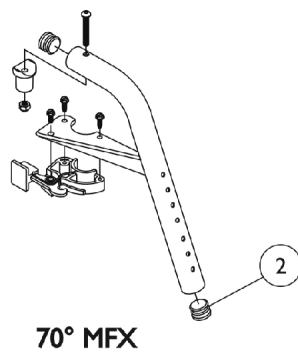
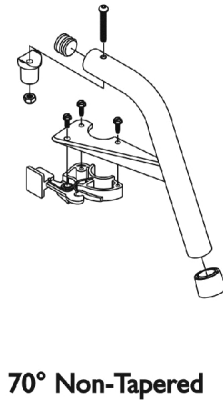
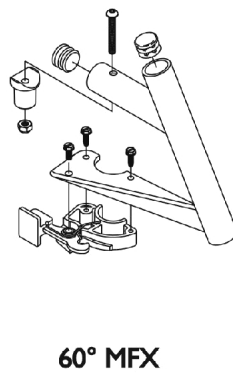
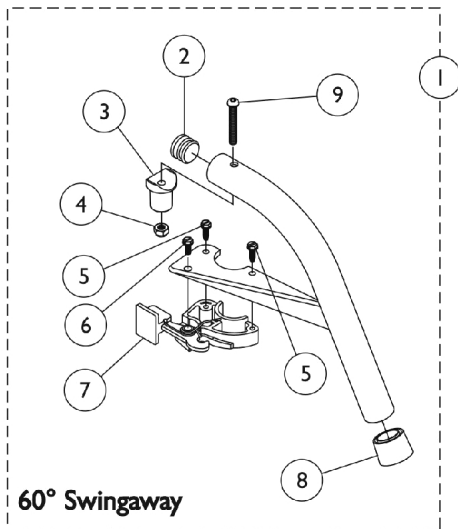
Front Rigging Hanger Assembly

After 5/21/06

Item Number	Note	Part Number	Description	Quantity Per	
				Package	Assembly
1	A	1074640	Screw, Allen Head (1/4-28 x 1-1/4")	1	2
2		1085111	Nut, Hex (1/4-28)	1	2
3		1054866	Kit, Sector Block Hardware (Pair)	1	1
4			Screw, Hex Head w/ Patch (1/4-20 x 2")	1	2
5			Washer (1/4 x 1/2 x 1/16")	1	2
6			NLA - Block, Sector - Right	1	1
6	B		NLA - Block, Sector - Left	1	1
7		1137404	Kit, Sector Block Hardware	1	1
8			Screw, Socket Button Head (1/4-20 x 1-1/2")	1	2
9			Block, Sector - Right	1	1
9	C		Block, Sector - Left	1	1
10		1142975	Kit, Sector Block Hardware, Lift Off (Pair)	1	1
11			Screw, Hex Head (1/4-20 x 1-5/8")	1	2
12			Washer (1/4 x 1/2 x 1/16")	1	2
13	D		Block, Sector - Right	1	1
13			Block, Sector - Left	1	1
14		1142950-NLA	NLA - Kit, Sector Block Hardware	1	1
15			Screw, Socket Button Head (1/4-20 x 1-1/2")	1	2
16			NLA - Block, Sector - Right	1	1
16			NLA - Block, Sector - Left	1	1
17		1086389	Tube, Support, Front Rigging Hanger, Black - Right	1	1
17		1086390	Tube, Support, Front Rigging Hanger, Black - Left	1	1
18		1127676	Package, Plug Button, Black (1")	10	1
NOTE: A - Chairs with Swingaway Front Riggings that have a depth range of 15-19" or 18-22". Includes items 4-6. B - Chairs with Swingaway Front Riggings that have a depth range of 12-16". Includes items 8-9. C - Chairs with Lift Off Front Riggings that have a depth range of 15-19" or 18-22". Includes items 11-13. D - Chairs with Lift Off Front Riggings that have a depth range of 12-16". Includes items 15-16.					

Swingaway Footrest Support Assemblies

60°, 70°, and 90°



Swingaway Footrest Support Assemblies

60°, 70°, and 90°

Item Number	Note	Part Number	Description	Quantity Per	
				Package	Assembly
1	A,B	See Chart	#1 Swingaway Footrest Support Assemblies (60°, 70°, and 90°)	1	1
2		1056328	Plug Button, Black (1")	1	1
3		1017148	Pivot, Footrest	1	1
4		1025736	Locknut (1/4-20)	1	1
5		1025451	Screw, Slotted Hex Washer Head (#10-32 x 5/8")	1	2
6		1017423	Screw, Slotted Hex Washer Head w/ Patch (#10-32 x 1/2")	1	1
7		1025454	Housing, Latch - Right	1	1
7		1025455	Housing, Latch - Left	1	1
8		1026124	Collar, Anti-Rattle	1	1
9		1001762	Screw, Socket Button Head (1/4-20 x 1-3/4")	1	1
10		1045267	Screw, Hex Head w/ Patch (1/4-20 x 3/4")	1	1
11		1026099	Spacer, Coved (1/4 x 11/16 x 1/2")	1	1
12	A	1038232-NLA	NLA - Extension, Footrest, Color	1	1
13	A,C	8881038231	Kit, 3" Extension w/ Hardware (Pair)	1	1
14	D	1028004	Kit, Pivot Slide Tube Mounting Hardware (Pair)	1	1
15	G	1020534	Insert, Threaded	1	1
16	E,F	1026703	Kit, Pivot/Slide Tube Mounting Hardware (Pair)	1	1

NOTE: A - Specify frame finish when ordering.
 B - Includes Footrest Support and items 2-9
 C - Includes items 10-12.
 D - Includes items 10 and 11. For use on 60 degree and 70 degree front riggings, see exception below.
 E - Includes items 10, 11 and 15.
 F - For use on 60 degree front riggings without longer pivot slide tube and 1651 footplate option only.
 G - As of 8/15/03, the Threaded Insert was revised from 3 to 5 Holes. Threaded Insert is Backward Compatible and does not require ordering in Pairs.

#1 Swingaway Footrest Support Assemblies (60°, 70°, and 90°)

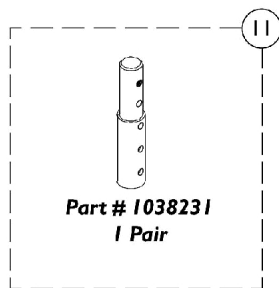
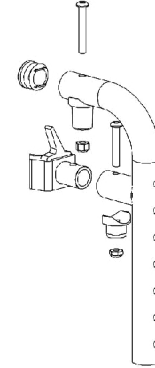
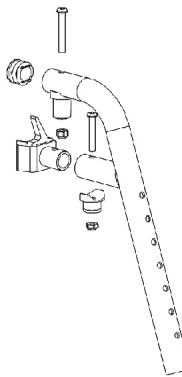
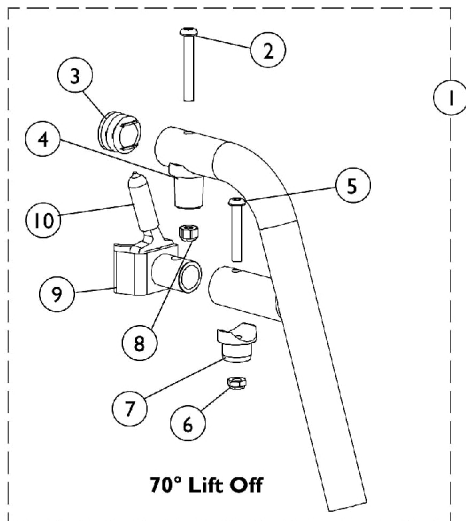
Includes Footrest Support and items 2-9

Footrest Support Style	60° Swingaway	60° MFX	70° Non Tapered	70° MFX	70° Tapered	90° Swingaway
Right	8881026992	8881026998	8881026994	8881047481	8881026996	8881062596
Left	8881026993	8881026999	8881026995	8881047480	8881026997	8881062597

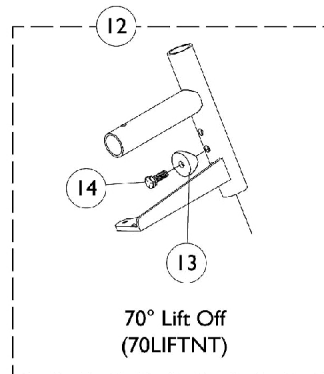
Specify frame finish when ordering

Lift Off Footrest Support Assemblies

70° and 90°



**3" Extension w/ Hdwr.
for 90 degree Supports**



Slide Tube Mounting Hardware

Lift Off Footrest Support Assemblies 70° and 90°

Item Number	Note	Part Number	Description	Quantity Per	
				Package	Assembly
1	A,B	See Chart	#1 Lift Off Footrest Support Assemblies (70° and 90°)	1	1
2		1001762	Screw, Socket Button Head (1/4-20 x 1-3/4")	1	1
3		1029501	Plug Button, Black (1")	1	1
4		1017148	Pivot, Footrest	1	1
5		1083099	Screw, Socket Button Head (1/4-28 x 1-1/2")	1	1
6		1025765	Locknut (1/4-28)	1	1
7		1128273	Pivot	1	1
8		1025736	Locknut (1/4-20)	1	1
9	C	1128283	Latch Assembly, Black - Right	1	1
9	C	1128284	Latch Assembly, Black - Left	1	1
10		1129492	Package, Tip, Plastic, Black	10	1
11	A	8881038231	Kit, 3" Extension w/ Hardware (Pair)	2	1
12	D	1028004	Kit, Pivot Slide Tube Mounting Hardware (Pair)	2	1
13		1026099	Spacer, Coved (1/4 x 11/16 x 1/2")	1	2
14		1045267	Screw, Hex Head w/ Patch (1/4-20 x 3/4")	1	1

NOTE: A - Specify frame finish when ordering.
 B - Includes Footrest Support and items 2-10
 C - Includes item 10, Protective Tip
 D - Includes items 13-14

#1 Lift Off Footrest Support Assemblies (70° and 90°)

Includes Footrest Support and items 2-9

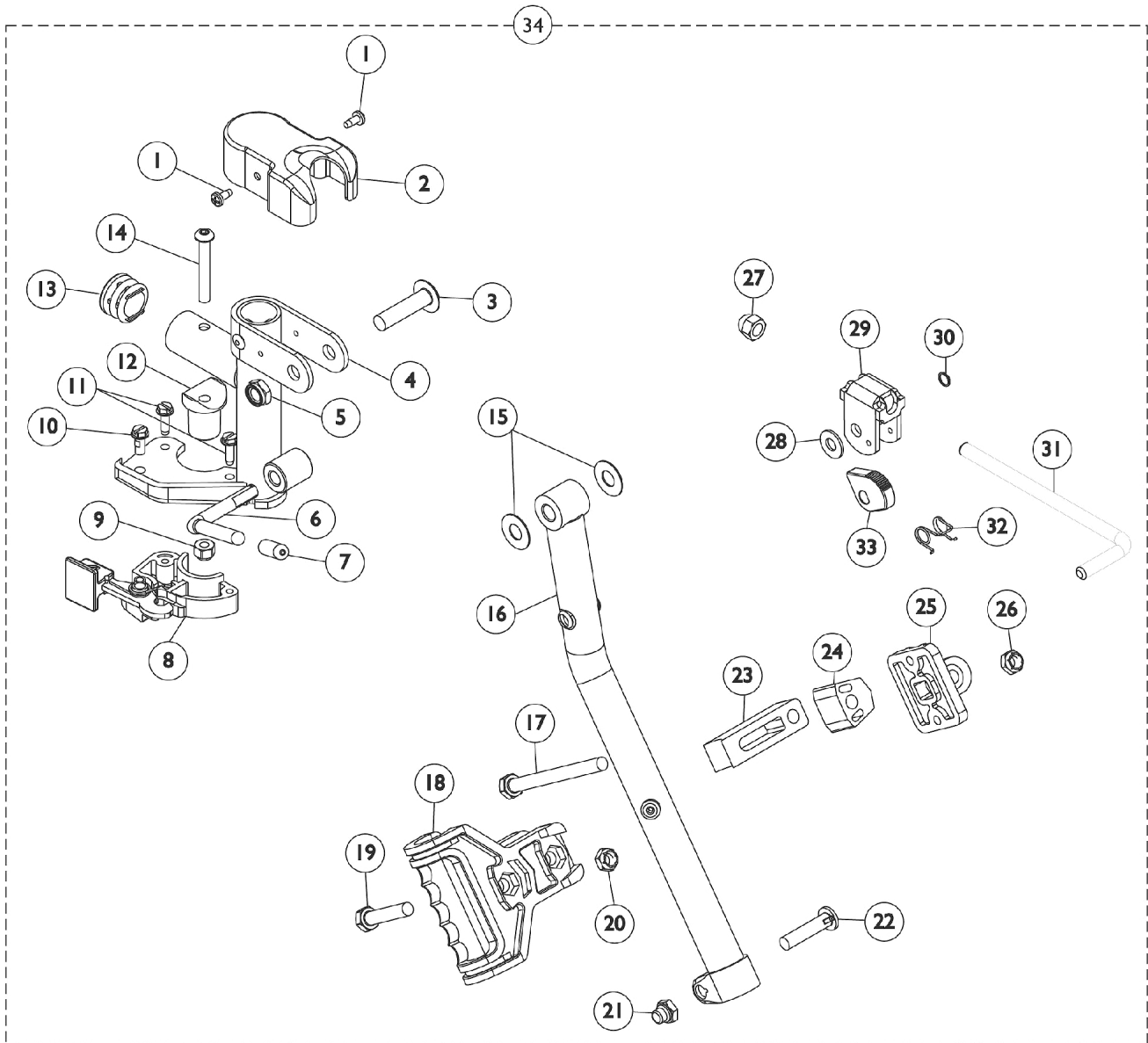
Footrest Support	70°	70° MFX	90° MFX
Right	8881128286	8881128827	8881128829
Left	8881128287	8881128828	8881128830

Specify frame finish when ordering

Legrest Support Assembly - AT5044

Ratchet Style (Before 9/21/05)

Specify frame finish when ordering. Legrest Support does not include Legrest Pad.



Legrest Support Assembly - AT5044

Ratchet Style (Before 9/21/05)

Specify frame finish when ordering. Legrest Support does not include Legrest Pad.

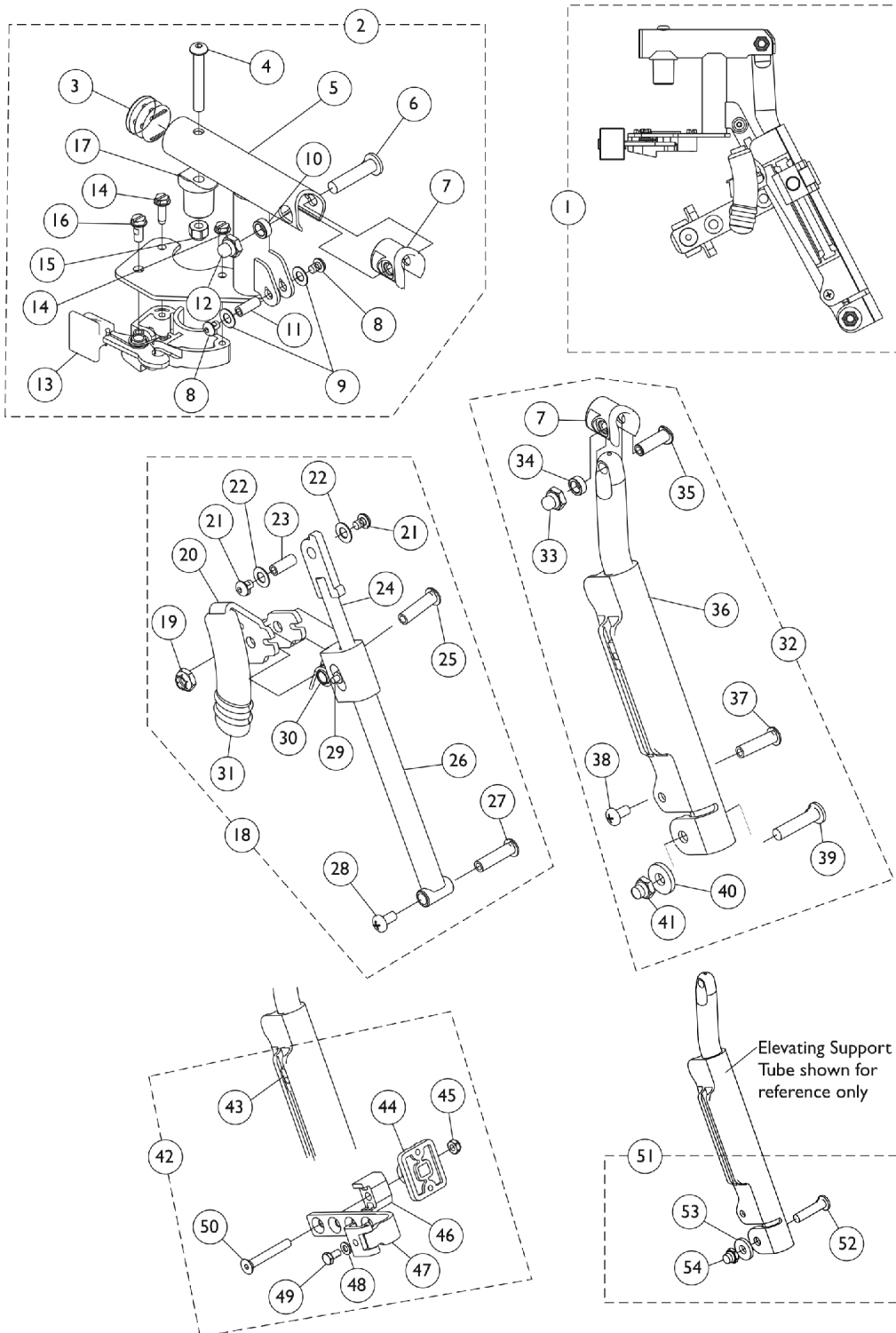
Item Number	Note	Part Number	Description	Quantity Per	
				Package	Assembly
1		1025729	Screw, Phillips Pan Head Tap (#8-32 x 3/8")	1	2
2		1017187	Cover, Top	1	1
3		11919X000-NLA	NLA - Screw, Slotted Truss Head (3/8-16 x 1-1/2")	1	1
4		8881045289	Bracket, Legrest Support, Color - Right	1	1
4		8881045290	Bracket, Legrest Support, Color - Left	1	1
5		40363X000	Hex Nut (3/8"-16)	1	1
6		1037126	Handle, Release	1	1
7		1040060	Tip, Plastic, Black	1	1
8		1025454	Housing, Latch - Right	1	1
8		1025455	Housing, Latch - Left	1	1
9		1025736	Locknut (1/4-20)	1	1
10		1017423	Screw, Slotted Hex Washer Head w/ Patch (#10-32 x 1/2")	1	1
11		1025451	Screw, Slotted Hex Washer Head (#10-32 x 5/8")	1	2
12		1017148	Pivot, Footrest	1	1
13		1029501	Plug Button, Black (1")	1	1
14		1001762	Screw, Socket Button Head (1/4-20 x 1-3/4")	1	1
15		1058636-NLA	NLA - Washer, Nylon (25/64 x 7/8 x 1/32")	1	2
16		8881048851	Tube, Elevating Adjustable Support, Color - Right	1	1
16		8881048852	Tube, Elevating Adjustable Support, Color - Left	1	1
17		1037110	Screw, Hex Head (5/16-24 x 3-1/2")	1	1
18		1032266	Bracket, Legrest Pad Mounting, Black	1	1
19		1028514	Screw, Hex Head (5/16-24 x 1-1/2")	1	1
20		1025730	Locknut (5/16-24)	1	1
21		1107321	Nut, Low Cap (5/16"-24)	1	1
22		1026030	Bolt, Lug (5/16-24 x 1-3/8")	1	1
23		1032267	Spacer, Legrest Pad Mounting, Black	1	1
24		1025133	Spacer, Legrest Pad, Black	1	1
25		04526X019	Plate, Legrest Pad	1	1
26		1025730	Locknut (5/16-24)	1	1
27		10261X000	Nut, Acorn (5/16-24)	1	1
28		1013519	Washer, Nylon (5/16 x 11/16 x 1/16")	1	1
29		04528X002	Bracket, Release, Black	1	1
30		1040831	Ring, Snap	1	1
31		42326X001	Bar, Ratchet	1	1
32		1037485	Spring, Release	1	1
33		1037125	Cam, Legrest	1	1
34	A	8881045291	Legrest Support Assembly, Sector, Color - Right	1	1
34	A	8881045292	Legrest Support Assembly, Sector, Color - Left	1	1

NOTE: A - Includes Items 1-33

Legrest Support Assembly - AT5044

Wedge Style ("D" shaped tubing) Introduced 9/21/05

Specify frame finish when ordering. Legrest Support does not include Legrest Pad.



Legrest Support Assembly - AT5044

Wedge Style ("D" shaped tubing) Introduced 9/21/05

Specify frame finish when ordering. Legrest Support does not include Legrest Pad.

Item Number	Note	Part Number	Description	Quantity Per	
				Package	Assembly
1	A,G	8881128698	Legrest Support Assembly, Sector, Color - Right	1	1
1	A,G	8881128699	Legrest Support Assembly, Sector, Color - Left	1	1
2	B,G	8881130747	Legrest Support Tube Assembly, Sector, Color - Right	1	1
3			Plug Button, Black (1")	1	1
4			Screw, Socket Button Head (1/4-20 x 1-3/4")	1	1
5			Tube, Legrest Support, Sector, Color - Right	1	1
6			Bolt, Lug (5/16-24 x 1-3/8")	1	1
7			Plug, Insert (7/8")	1	1
8			Screw, Socket Button Head w/ Patch (#10-32 x 1/4")	1	2
9			Washer (1/4 x 1/2 x 1/32")	1	2
10			Spacer (5/16 x 1/2 x 3/16")	1	1
11			Spacer, Threaded (10-32 x 1/4 x 5/8")	1	1
12			Nut, Low Cap (5/16"-24)	1	1
13			Housing, Latch - Right	1	1
14			Screw, Slotted Hex Washer Head (#10-32 x 5/8")	1	2
15			Locknut (1/4-20)	1	1
16			Screw, Slotted Hex Washer Head w/ Patch (#10-32 x 1/2")	1	1
17			Pivot, Footrest	1	1
3		1140823	Package, Plug Button, Black (1")	10	1
2	B,G	8881130748	Legrest Support Tube Assembly, Sector, Color - Left	1	1
3			Plug Button, Black (1")	1	1
4			Screw, Socket Button Head (1/4-20 x 1-3/4")	1	1
5			Tube, Legrest Support, Sector, Color - Left	1	1
6			Bolt, Lug (5/16-24 x 1-3/8")	1	1
7			Plug, Insert (7/8")	1	1
8			Screw, Socket Button Head w/ Patch (#10-32 x 1/4")	1	2
9			Washer (1/4 x 1/2 x 1/32")	1	2
10			Spacer (5/16 x 1/2 x 3/16")	1	1
11			Spacer, Threaded (10-32 x 1/4 x 5/8")	1	1
12			Nut, Low Cap (5/16"-24)	1	1
13			Housing, Latch - Left	1	1
14			Screw, Slotted Hex Washer Head (#10-32 x 5/8")	1	2
15			Locknut (1/4-20)	1	1
16			Screw, Slotted Hex Washer Head w/ Patch (#10-32 x 1/2")	1	1
17			Pivot, Footrest	1	1
3		1140823	Package, Plug Button, Black (1")	10	1
18	C	1130749	Kit, Pivot Rod Assembly - Right	1	1

Legrest Support Assembly - AT5044

Wedge Style ("D" shaped tubing) Introduced 9/21/05

Specify frame finish when ordering. Legrest Support does not include Legrest Pad.

Item Number	Note	Part Number	Description	Quantity Per	
				Package	Assembly
19			Locknut (1/4-20)	1	1
20			Lever, Release - Right	1	1
21			Screw, Socket Button Head w/ Patch (#10-32 x 1/4")	1	2
22			Washer (1/4 x 1/2 x 1/32")	1	2
23			Spacer, Threaded (10-32 x 1/4 x 5/8")	1	1
24			Rod, Pivot	1	1
25			NLA - Screw, Socket Button Head (1/4-20 x 1-1/4")	1	1
26			Guide, Pivot Rod	1	1
27			Rivnut (10-32 x 1")	1	1
28			NLA - Screw, Phillips Pan Head w/Patch (#10-24 x 3/8")	1	1
29			Pin, Roller	1	1
30			Spring, Torsion	1	1
31			Cap, Brake Lever End, Black	1	1
31		1130584	Package, Cap, Brake Lever End, Black	10	1
18	C	1130750	Kit, Pivot Rod Assembly - Left	1	1
19			Locknut (1/4-20)	1	1
20			Lever, Release - Left	1	1
21			Screw, Socket Button Head w/ Patch (#10-32 x 1/4")	1	2
22			Washer (1/4 x 1/2 x 1/32")	1	2
23			Spacer, Threaded (10-32 x 1/4 x 5/8")	1	1
24			Rod, Pivot	1	1
25			NLA - Screw, Socket Button Head (1/4-20 x 1-1/4")	1	1
26			Guide, Pivot Rod	1	1
27			Rivnut (10-32 x 1")	1	1
28			NLA - Screw, Phillips Pan Head w/Patch (#10-24 x 3/8")	1	1
29			Pin, Roller	1	1
30			Spring, Torsion	1	1
31			Cap, Brake Lever End, Black	1	1
31		1130584	Package, Cap, Brake Lever End, Black	10	1
32	D,G	8881164115-NL A	NLA - Kit, Elevating Support Tube, Color - Right	1	1
7			Plug, Insert (7/8")	1	1
33			Locknut, Nylon Cap (5/16-24)	1	1
34			Spacer (5/16 x 1/2 x 3/16")	1	1
35			Screw, Lug (5/16-24 x 1-3/8")	1	1
36			Tube, Elevating Support, Color - Right	1	1
37			Rivnut, Phillips Pan Head (10-24 x 1")	1	1
38			Screw, Phillips Pan Head w/ Patch (10-24 x 3/8")	1	1
39			Screw, Lug (5/16-24 x 1-3/8")	1	1

Legrest Support Assembly - AT5044

Wedge Style ("D" shaped tubing) Introduced 9/21/05

Specify frame finish when ordering. Legrest Support does not include Legrest Pad.

Item Number	Note	Part Number	Description	Quantity Per	
				Package	Assembly
40			Washer (11/32 x 53/64 x 1/8")	1	1
41			Locknut, Nylon Cap (5/16-24)	1	1
32	D,G	8881164116-NL A	NLA - Kit, Elevating Support Tube, Color - Left	1	1
7			Plug, Insert (7/8")	1	1
33			Locknut, Nylon Cap (5/16-24)	1	1
34			Spacer (5/16 x 1/2 x 3/16")	1	1
35			Screw, Lug (5/16-24 x 1-3/8")	1	1
36			Tube, Elevating Support, Color - Left	1	1
37			Rivnut, Phillips Pan Head (10-24 x 1")	1	1
38			Screw, Phillips Pan Head w/ Patch (10-24 x 3/8")	1	1
39			Screw, Lug (5/16-24 x 1-3/8")	1	1
40			Washer (11/32 x 53/64 x 1/8")	1	1
41			Locknut, Nylon Cap (5/16-24)	1	1
42	F	1130754	Kit, Legrest Pad Hardware	1	1
43			T-Nut (1/4-20)	1	1
44			Plate, Legrest Pad	1	1
45			Locknut (5/16-18)	1	1
46			Spacer, Legrest Pad, Black	1	1
47			Bracket Assembly, Adjustable Legrest Pad, Color	1	1
48			NLA - Washer, Steel (1/4 x 1/2 x 3/64")	1	1
49			Screw, Hex Head w/ Patch (1/4-20 x 1/2")	1	1
50			Screw, Socket Flat Head (5/16-18 x 2-1/4")	1	1
51	E	1130753	Kit, Pivot Slide Tube Attaching Hardware	1	1
52			Screw, Lug (5/16-24 x 1-3/8")	1	1
53			Washer (11/32 x 53/64 x 1/8")	1	1
54			Locknut, Nylon Cap (5/16-24)	1	1
	H	1151367	Kit, Housing Latch Handle w/Hardware - Right	1	1
13			Housing, Latch - Right	1	1
14			Screw, Slotted Hex Washer Head (#10-32 x 5/8")	1	2
16			Screw, Slotted Hex Washer Head w/ Patch (#10-32 x 1/2")	1	1
	H	1151368	Kit, Housing Latch Handle w/Hardware - Left	1	1
13			Housing, Latch - Left	1	1
14			Screw, Slotted Hex Washer Head (#10-32 x 5/8")	1	2
16			Screw, Slotted Hex Washer Head w/ Patch (#10-32 x 1/2")	1	1

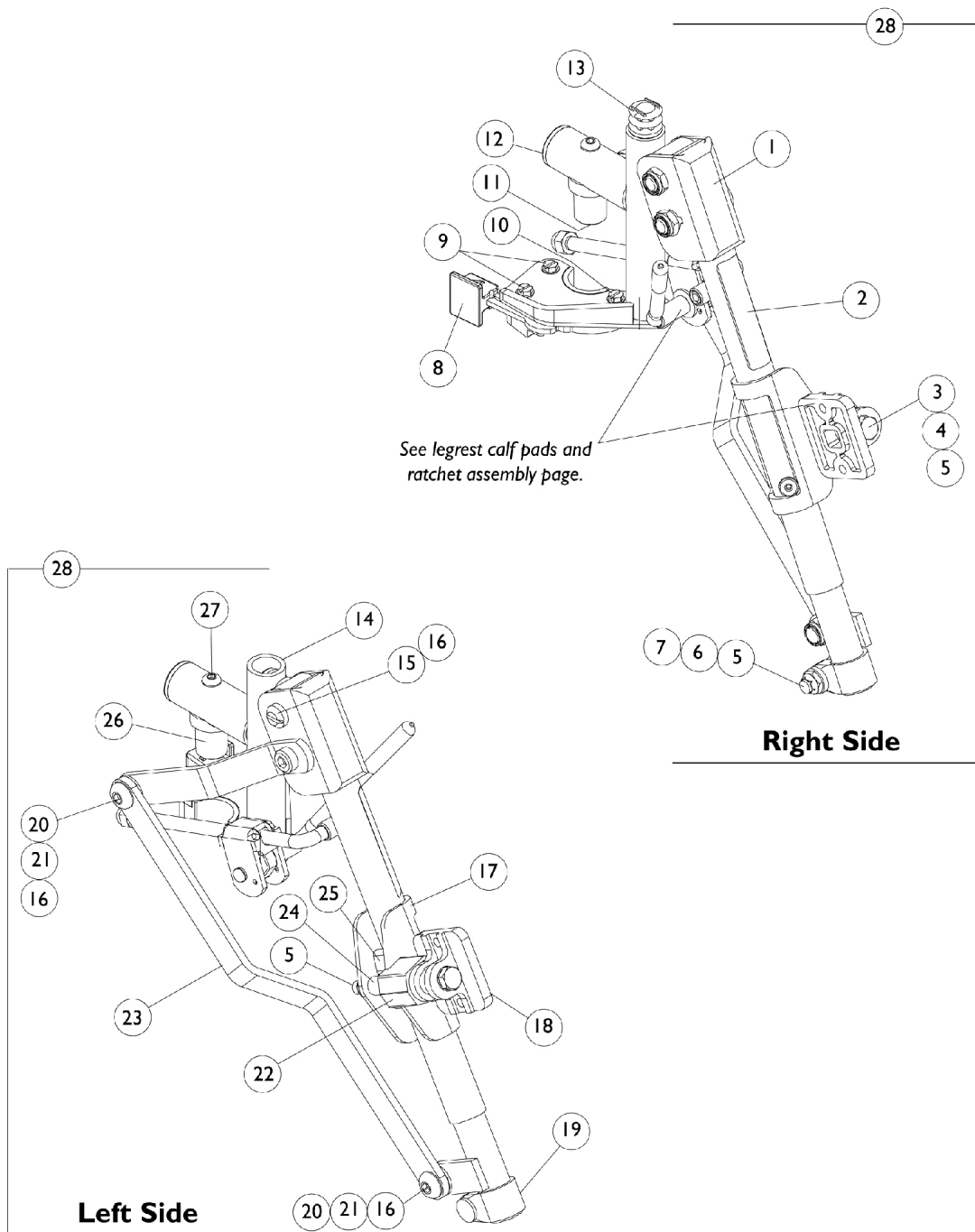
Legrest Support Assembly - AT5044

Wedge Style ("D" shaped tubing) Introduced 9/21/05

Specify frame finish when ordering. Legrest Support does not include Legrest Pad.

NOTE: A - Includes items 2,18,32, & 42
B - Includes items 3-17
C - Includes items 19-31
D - Includes items 7 and 33-41
E - Includes items 52-54
F - Includes items 43-50
G - Specify frame finish when ordering
H - Includes items 13, 14 and 16.

Articulating Legrest Support Assembly - ATL4A

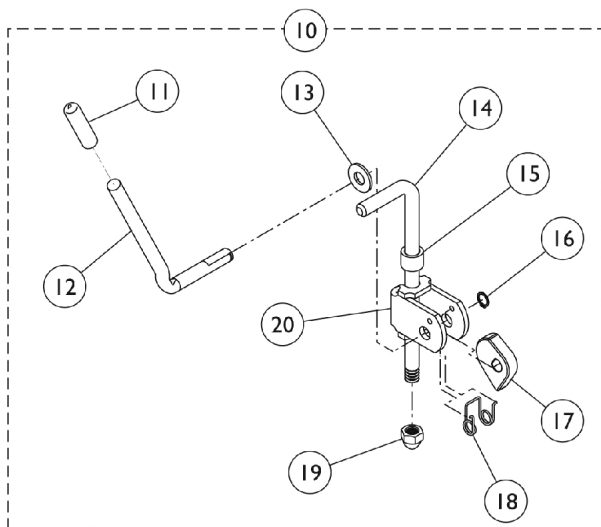
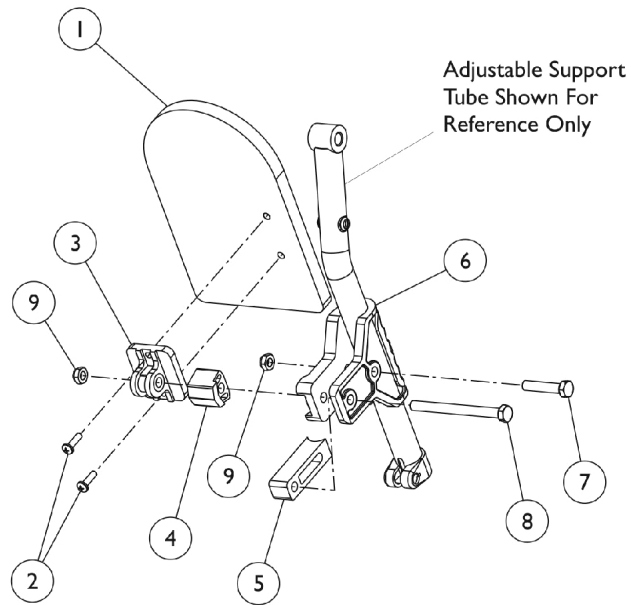


Articulating Legrest Support Assembly - ATL4A

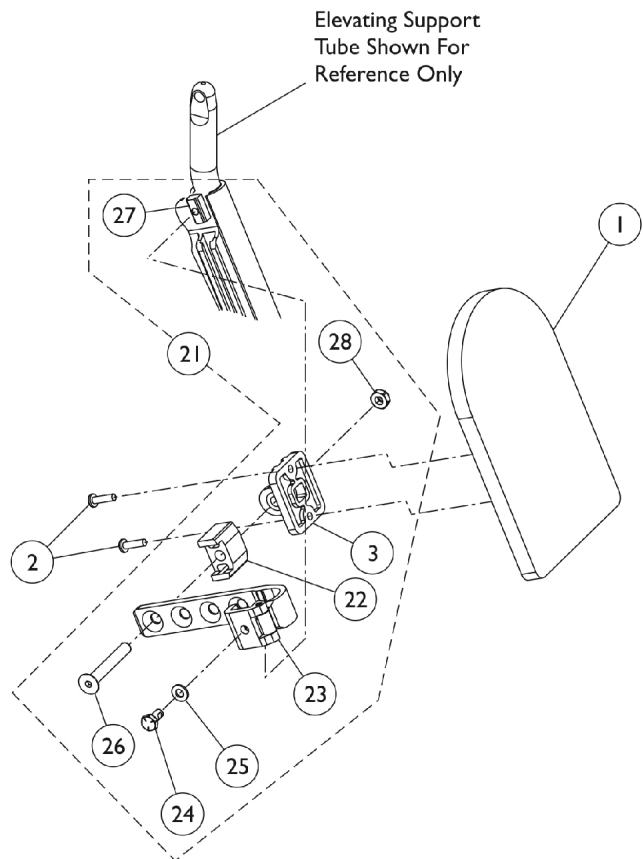
Item Number	Note	Part Number	Description	Quantity Per	
				Package	Assembly
1		1022877-NLA	NLA - Tube, Support and Drive Link, Chrome - Right	1	1
1		1022878-NLA	NLA - Tube, Support and Drive Link, Chrome - Left	1	1
2		1024911-NLA	NLA - Decal, Smartleg	1	1
3		1014807	Screw, Hex Head (5/16-24 x 3-1/4")	1	1
4		47330X003	Spacer (5/16 x 1/2 x 3/8")	1	1
5		60264X001	Locknut (5/16-24)	1	2
6		1027377	Washer (#20)	1	1
7		11232X009	Bolt, Lug (5/16-24 x 1-3/8")	1	1
8		1025454	Housing, Latch - Right	1	1
8		1025455	Housing, Latch - Left	1	1
9		1025451	Screw, Slotted Hex Washer Head (#10-32 x 5/8")	1	2
10		1017423	Screw, Slotted Hex Washer Head w/ Patch (#10-32 x 1/2")	1	1
11		1025736	Locknut (1/4-20)	1	1
12		1029501	Plug Button, Black (1")	1	1
13		1027097	Plug Button, Black (3/4")	1	1
14		1082538-NLA	NLA - Tube, Legrest Support, Articulating, Sector, Chrome - Right	1	1
14		1082539-NLA	NLA - Tube, Legrest Support, Articulating, Sector, Chrome - Left	1	1
15		1022854-NLA	NLA - Screw, Shoulder Slotted Head (1/2 x 1-1/8", 3/8-16)	1	1
16		40363X000	Hex Nut (3/8"-16)	1	3
17		1025104	Bracket, Legrest, Chrome	1	1
18		04526X019	Plate, Legrest Pad	1	1
19		1022848	Tube, Slide, Articulating, Chrome - Right	1	1
19		1022849	Tube, Slide, Articulating, Chrome - Left	1	1
20		1022866-NLA	NLA - Screw, Socket Button Head (3/8-16 x 3/4")	1	2
21		1049527	Washer, Nylon (3/8 x 3/4 x 1/16")	1	2
22		1025133	Spacer, Legrest Pad, Black	1	1
23		1022846-NLA	NLA - Bar, Link, Black	1	1
24		47328X003	Bushing, Pivot (5/16 x 7/16 x 7/8")	1	1
25		48823X008	Spring, Leaf	1	1
26		1017148	Pivot, Footrest	1	1
27		1001762	Screw, Socket Button Head (1/4-20 x 1-3/4")	1	1
28	A	1082540	Articulating Legrest Support Assembly, Sector, Chrome - Right	1	1
28	A	1082541	Articulating Legrest Support Assembly, Sector, Chrome - Left	1	1

NOTE: A - Includes Items 1-27

Legrest Calf Pads and Ratchet Assemblies



**AT5044 - Ratchet Style
Legrest Calf Pad and Ratchet Assembly
w/ Mtg. Hardware (Before 9/21/05)**



**AT5044 - Wedge Style
Legrest Calf Pad w/ Mtg. Hardware
(After 9/20/05)**

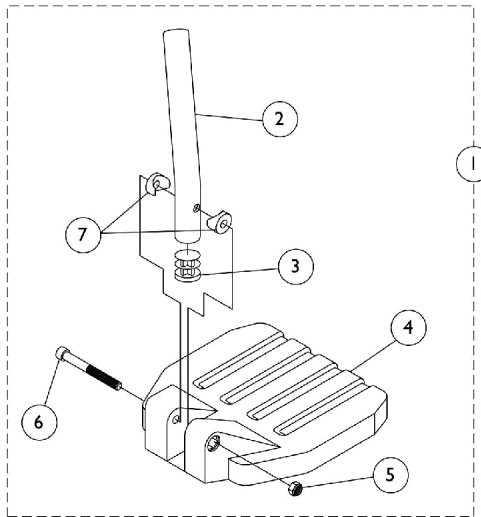
Legrest Calf Pads and Ratchet Assemblies

Item Number	Note	Part Number	Description	Quantity Per	
				Package	Assembly
1	A,B	88804529X003	Pad, Legrest, Vinyl - Right	1	1
1	A,B	88804529X004	Pad, Legrest, Vinyl - Left	1	1
1	A,C	8881091764	Pad, Legrest, Vinyl - Right/Left	1	1
2		40163X006-NLA	NLA - Screw, Phillips Pan Head (#10-14 x 1/16")	1	2
3		04526X019	Plate, Legrest Pad	1	1
4		1025133	Spacer, Legrest Pad, Black	1	1
5		1032267	Spacer, Legrest Pad Mounting, Black	1	1
6		1032266	Bracket, Legrest Pad Mounting, Black	1	1
7		1028514	Screw, Hex Head (5/16-24 x 1-1/2")	1	1
8		1037110	Screw, Hex Head (5/16-24 x 3-1/2")	1	1
9		1025730	Locknut (5/16-24)	1	2
10	D,G	1046329	Kit, Elevating Legrest Ratchet Hardware (Pair)	1	1
10	G,J	1096974	Kit, Elevating Legrest Ratchet Hardware (Pair)	1	1
11		1040060	Tip, Plastic, Black	1	2
12		1037126	Handle, Release	1	2
13		1013519	Washer, Nylon (5/16 x 11/16 x 1/16")	1	2
14	D	42326X004	Bar, Ratchet - Right/Left	1	2
14	E	42326X001	Bar, Ratchet	1	2
15		47330X003	Spacer (5/16 x 1/2 x 3/8")	1	2
16		1040831	Ring, Snap	1	2
17		1037125	Cam, Legrest	1	2
18		1037485	Spring, Release	1	2
19		10261X000	Nut, Acorn (5/16-24)	1	2
20		04528X002	Bracket, Release, Black	1	2
	D,F,K	1042798-NLA	NLA - Instruction Sheet, Ratchet Kit	1	1
	F,J,L	1096943-NLA	NLA - Instruction Sheet, Ratchet Kit	1	1
21	E,H	1130754	Kit, Legrest Pad Hardware	1	1
3			Plate, Legrest Pad	1	1
22			Spacer, Legrest Pad, Black	1	1
23			Bracket Assembly, Adjustable Legrest Pad, Color	1	1
24			Screw, Hex Head w/ Patch (1/4-20 x 1/2")	1	1
25			NLA - Washer, Steel (1/4 x 1/2 x 3/64")	1	1
26			Screw, Socket Flat Head (5/16-18 x 2-1/4")	1	1
27			T-Nut (1/4-20)	1	1
28			Locknut (5/16-18)	1	1

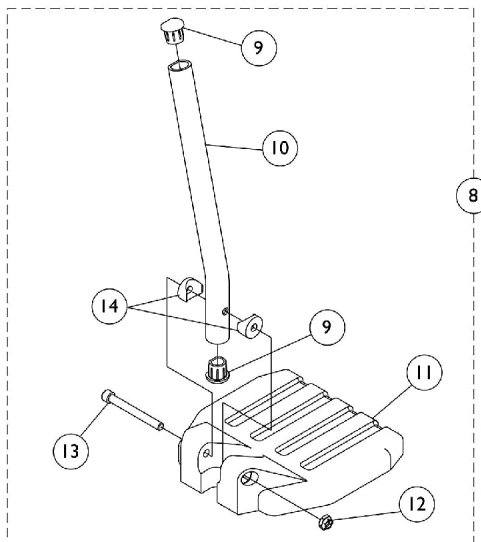
Legrest Calf Pads and Ratchet Assemblies

NOTE: A - Specify U67 upholstery color when ordering.
B - 14-15" wide chairs
C - 16-22" wide chairs
D - ATL4A Articulating Legrests
E - Used only on Wedge Style Elevating Legrests (AT5044).
F - Not Shown
G - Includes items 11-20 plus instruction sheet
H - Includes item 3 and items 22-28.
J - Used with Ratchet Style Legrests (AT5044, AT5544).
K - Item is no longer available from the Invacare Service Parts Department. Refer to the Invacare Website under "Product Literature Search". Enter the part number in the "Keywords" field and download a free PDF version copy.
L - Item is no longer available from the Invacare Service Parts Department. Refer to the Invacare Website under "Product Literature Search". Enter the part number in the "Keywords" field and download a free PDF version copy.

Footplate and Pivot Tube Assemblies - 1651 Composite



**Used on all front riggings except
Wedge Style Elevating Legrests AT5044**



Used on Wedge Style Elevating Legrests AT5044

Footplate and Pivot Tube Assemblies - 1651 Composite

Item Number	Note	Part Number	Description	Quantity Per	
				Package	Assembly
1	F	See Chart	#1 60° Footrest (13-19")	1	1
1	F	See Chart	#1 60° MFX Footrest (9-3/4-14")	1	1
1	F	See Chart	#1 70° Non Tapered Footrest (14-19")	1	1
1	F	See Chart	#1 70° Tapered Footrest (14-1/2-19-1/2")	1	1
1	F	See Chart	#1 AT5044 Elevating Legrest - Ratchet Style (16-20")	1	1
2	A	1120382	Tube, Pivot/Slide, Curved End, Black - Long (9-7/8")	1	1
2	B	1120389	Tube, Pivot/Slide, Straight, Black - Long (9-7/8")	1	1
2	C	1120390	Tube, Pivot/Slide, Straight, 2" Longer ALPT, Black (11-7/8")	1	1
2	D	1120391	Tube, Pivot/Slide, Curved End, 2" Longer ALPT, Black (11-7/8")	1	1
3		1134426	Package, Plug Button, Black (3/4")	10	1
4		1026879	Footplate, Composite, Small, Black (6" W x 6" L)	1	1
4		1026880	Footplate, Composite, Medium, Black (7" W x 6" L)	1	1
4		1026881	Footplate, Composite, Large, Black (8" W x 6" L)	1	1
5		1025195	Locknut (1/4-20)	1	1
6		60285X006	Screw, Socket Head (1/4-20 x 2-1/4")	1	1
7		1025457	Spacer, Coved (1/4 x 3/4 x 11/32")	1	2
8	G	See Chart	#8 AT5044 Elevating Legrest - Wedge Style (16-20")	1	1
9		1134427	Package, Plug Button, Black, "D" Shaped (3/4")	10	1
10	E	1134428	Pivot/Slide Tube w/ D Insert, Black	1	1
10	E	1134429	Pivot/Slide Tube w/ D Insert, Black (2" Longer)	1	1
11		1026879	Footplate, Composite, Small, Black (6" W x 6" L)	1	1
11		1026880	Footplate, Composite, Medium, Black (7" W x 6" L)	1	1
11		1026881	Footplate, Composite, Large, Black (8" W x 6" L)	1	1
12		1025195	Locknut (1/4-20)	1	1
13		60285X006	Screw, Socket Head (1/4-20 x 2-1/4")	1	1
14		1025457	Spacer, Coved (1/4 x 3/4 x 11/32")	1	2
NOTE: A - 60° Footrests, and AT5044 Ratchet Style Legrests B - 70° Footrests C - 70° Footrests, and AT5044 Ratchet Style Legrests D - 60° Footrest E - AT5044 Wedge Style Legrests F - Includes items 2-7 G - Includes items 9-14					

#1 60° Footrest 13-19" Curved End

Right/Left	Small Long 13-14" wide	Small 2" Longer 13-14" wide	Medium Long 15-16" wide	Medium 2" Longer 15-16" wide	Large Long 17-22" wide	Large 2" Longer 17-22" wide
Right	1028391	1120416	1028387	1120418	1028383	1120420

Footplate and Pivot Tube Assemblies - 1651 Composite

#1 60° Footrest 13-19" Curved End

Right/Left	Small Long 13-14" wide	Small 2" Longer 13-14" wide	Medium Long 15-16" wide	Medium 2" Longer 15-16" wide	Large Long 17-22" wide	Large 2" Longer 17-22" wide
Left	1028392	1120417	1028388	1120419	1028384	1120421

#1 60° MFX Footrest 9-3/4 - 14" Curved End

Right/Left	Small Short 13-14" wide	Medium Short 15-16" wide	Large Short 17-22" wide
Right	1028391	1028387	1028383
Left	1028392	1028388	1028384

#1 70° Non Tapered; 70LIFTNT Footrest 14-19" Straight

Right/Left	Small Short 13-14" wide	Small 2" Longer 13-14" wide	Medium Short 15-16" wide	Medium 2" Longer 15-16" wide	Large Short 17-22" wide	Large 2" Longer 17-22" wide
Right	1120404	1120410	1120406	1120412	1120408	1120414
Left	1120405	1120411	1120407	1120413	1120409	1120415

#1 70° Tapered Footrest 14-1/2 - 19-1/2" Straight

Right/Left	Small Short 16" wide	Small 2" Longer 16" wide	Medium Short 17-18" wide	Medium 2" Longer 17-18" wide	Large Short 19-22" wide	Large 2" Longer 19-22" wide
Right	1120404	1120410	1120406	1120412	1120408	1120414
Left	1120405	1120411	1120407	1120413	1120409	1120415

Footplate and Pivot Tube Assemblies - 1651 Composite

Footplate and Pivot Tube Assemblies - 1651 Composite

#1 AT5044 Elevating Legrest - Ratchet Style

16-20"

Curved End

Right/Left	Small Long 14" wide	Small 2" Longer 14" wide	Medium Long 15-16" wide	Medium 2" Longer 15-16" wide	Large Long 17-22" wide	Large 2" Longer 17-22" wide
Right	1028391	1120416	1028387	1120418	1028383	1120420
Left	1028392	1120417	1028388	1120419	1028384	1120421

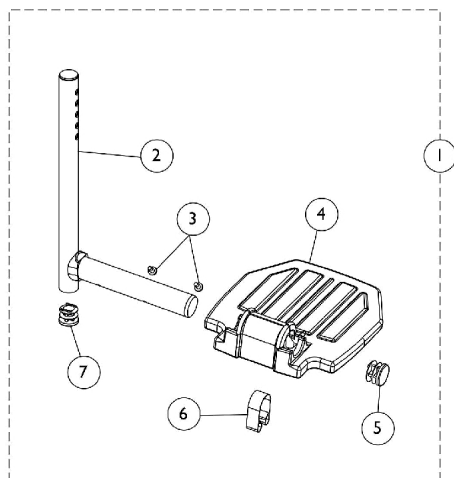
#8 AT5044 Elevating Legrest - Wedge Style

16-20"

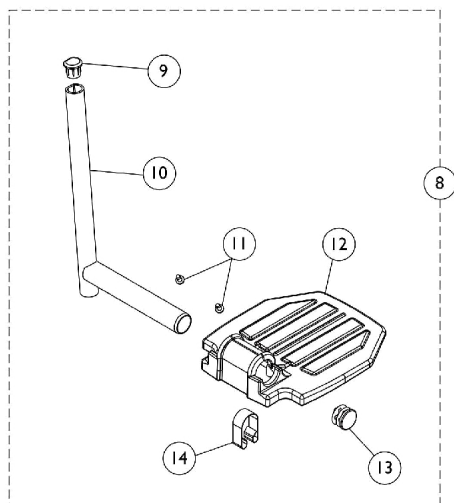
Curved End

Right/Left	Small Long 14" wide	Small 2" Longer 14" wide	Medium Long 15-16" wide	Medium 2" Longer 15-16" wide	Large Long 17-22" wide	Large 2" Longer 17-22" wide
Right	1132078	1132107	1132080	1132109	1132082	1132111
Left	1132079	1132108	1132081	1132110	1132083	1132112

Footplate and Pivot Tube Assemblies - A1562 Aluminum



**Used on all front riggings except
Wedge Style AT5044 Elevating Legrests**



Used on Wedge Style AT5044 Elevating Legrests

Footplate and Pivot Tube Assemblies - A1562 Aluminum

Item Number	Note	Part Number	Description	Quantity Per	
				Package	Assembly
1	A	See Chart	#1 Aluminum Footplate w/ Pivot Tube Assembly	1	1
2		1120330	Pivot/Slide Tube w/ Plug, Black	1	1
3		1025729	Screw, Phillips Pan Head Tap (#8-32 x 3/8")	1	2
4		44200X032-NLA	NLA - Footplate, Aluminum, Extra Small, Black (5-3/4" W x 6" L)	1	1
4		44200X059	Footplate, Aluminum, Small, Black (6-3/4" W x 6" L)	1	1
4		44200X027	Footplate, Aluminum, Medium, Black (7-3/4" W x 6" L)	1	1
5			1130582	Package, Plug Button, Black (7/8")	10
6		1006981	Spring, Tension	1	1
7		1134426	Package, Plug Button, Black (3/4")	10	1
	B	1074568	Package, Push Plug, Footplate	2	1
8	C	See Chart	#8 Aluminum Footplate w/ Pivot Tube Assembly	1	1
9		1134427	Package, Plug Button, Black, "D" Shaped (3/4")	10	1
10		1134431	Pivot/Slide Tube w/ Plug Buttons, Black	10	1
11		1025729	Screw, Phillips Pan Head Tap (#8-32 x 3/8")	1	2
12		44200X059	Footplate, Aluminum, Small, Black (6-3/4" W x 6" L)	1	1
12		44200X027	Footplate, Aluminum, Medium, Black (7-3/4" W x 6" L)	1	1
13			1130582	Package, Plug Button, Black (7/8")	10
14		1006981	Spring, Tension	1	1
NOTE: A - Includes items 2-7 B - Not Shown C - Includes items 9-14					

Footplate and Pivot Tube Assemblies - A1562 Aluminum

#1 Aluminum Footplate w/ Pivot Tube Assembly

All Front Riggings except Wedge Style AT5044 Elevating Legrests

Description	Footplate Size	Chair Width	Right	Left
All Front Riggings Except Tapered Footrests	Extra Small	12-13"	1120333	1120334
All Front Riggings Except Tapered Footrests	Small	14-15"	1120335	1120336
All Front Riggings Except Tapered Footrests	Medium	16-22"	1120337	1120338
70 Degree Tapered Footrests	Small	16-17"	1120335	1120336
70 Degree Tapered Footrests	Medium	18-22"	1120337	1120338

Includes items 2-7

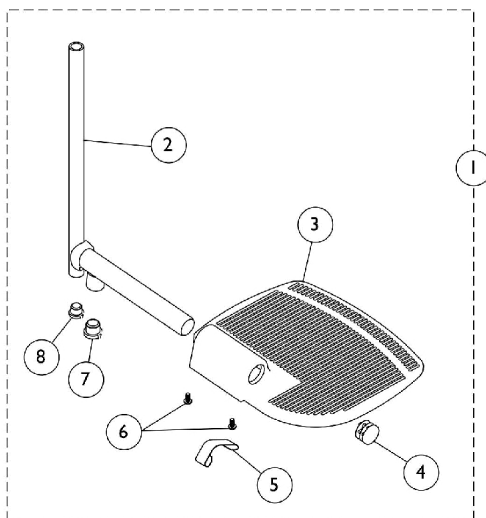
#8 Aluminum Footplate w/ Pivot Tube Assembly

Wedge Style AT5044 Elevating Legrests

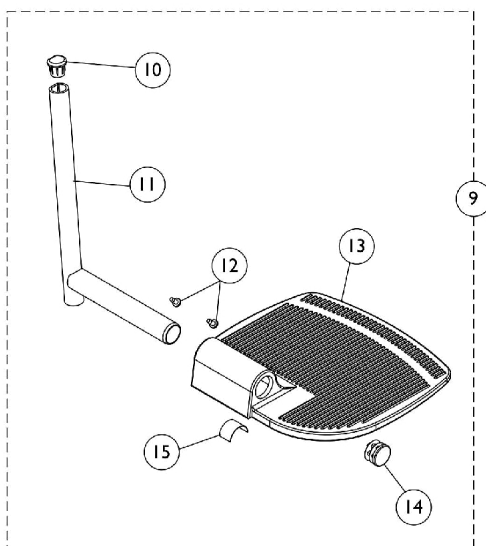
Footplate Size	Chair Width	Right	Left
Small	14-15"	1132113	1132114
Medium	16-22"	1132073	1132074

Includes items 9-14

Footplate and Pivot Tube Assemblies - A1564 Extra Large Aluminum



**Used on all front riggings except
Wedge Style AT5044 Elevating Legrests**

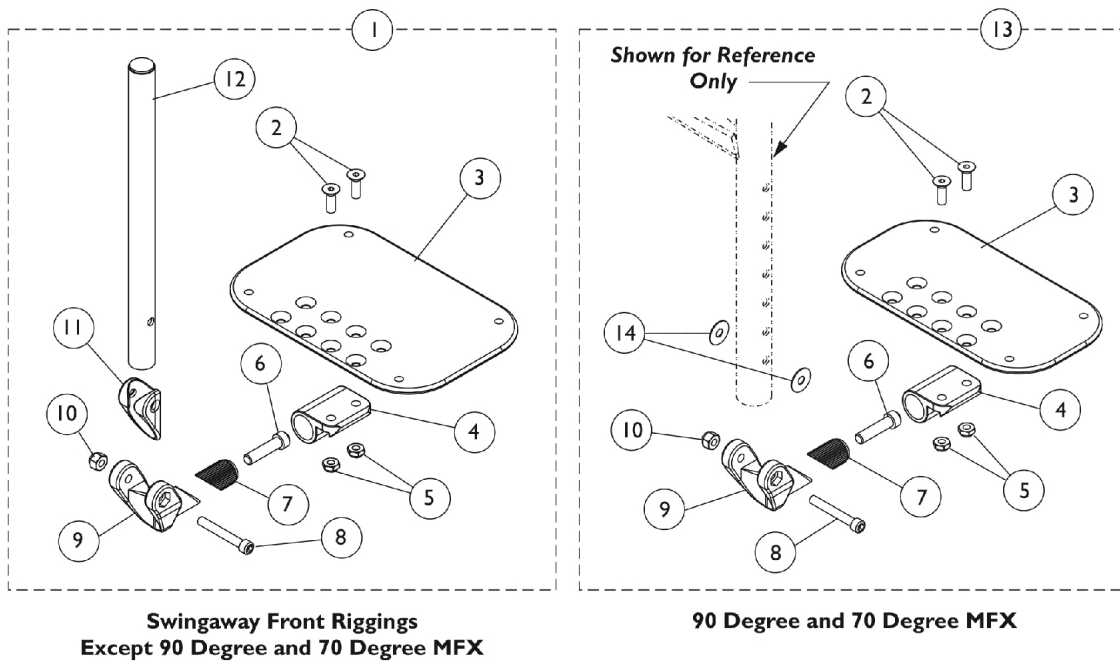


Used on Wedge Style AT5044 Elevating Legrests

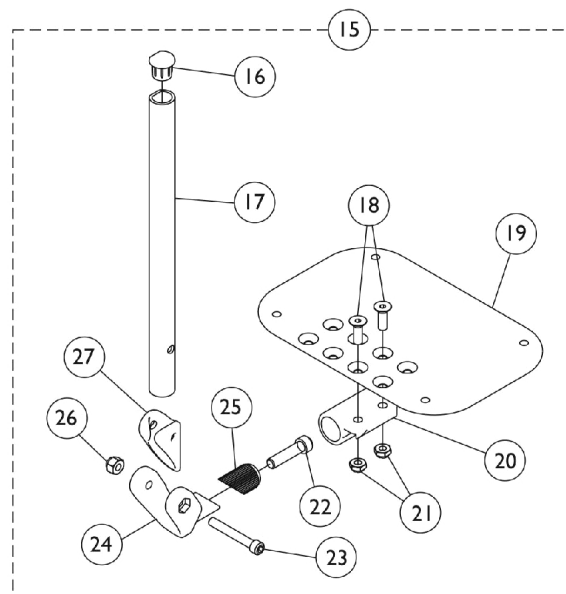
Footplate and Pivot Tube Assemblies - A1564 Extra Large Aluminum

Item Number	Note	Part Number	Description	Quantity Per	
				Package	Assembly
1	C,A	1120339	Pivot/Slide Tube w/ Extra Large Aluminum Footplate, Black - Right	1	1
1	C,A	1120340	Pivot/Slide Tube w/ Extra Large Aluminum Footplate, Black - Left	1	1
1	C,B	1035456	Pivot/Slide Tube w/ Extra Large Aluminum Footplate, Chrome - Right	1	1
1	C,B	1035457	Pivot/Slide Tube w/ Extra Large Aluminum Footplate, Chrome - Left	1	1
2	A	1120330	Pivot/Slide Tube w/ Plug, Black	1	1
2	B	1041526	Pivot/Slide Tube w/ Plug Button Assembly, Chrome	1	1
3		44200X025	Footplate, Aluminum, Extra Large, Black - Right (8" W x 8-1/2" L)	1	1
3		44200X026	Footplate, Aluminum, Extra Large, Black - Left (8" W x 8-1/2" L)	1	1
4		1130582	Package, Plug Button, Black (7/8")	10	1
5		1036123	Spring, Leaf	1	1
6		40120X001	Screw, Phillips Pan Head (#8-32 x 3/8")	1	2
7		1134426	Package, Plug Button, Black (3/4")	10	1
8		1134434	Package, Plug Button, Black (5/8")	10	1
9	D,E	1132084	Pivot/Slide Tube w/ Extra Large Footplate Assembly, Black - Right	1	1
9	D,E	1132085	Pivot/Slide Tube w/ Extra Large Footplate Assembly, Black - Left	1	1
10		1134427	Package, Plug Button, Black, "D" Shaped (3/4")	10	1
11		1134431	Pivot/Slide Tube w/ Plug Buttons, Black	1	1
12		1025729	Screw, Phillips Pan Head Tap (#8-32 x 3/8")	1	2
13		44200X025	Footplate, Aluminum, Extra Large, Black - Right (8" W x 8-1/2" L)	1	1
13		44200X026	Footplate, Aluminum, Extra Large, Black - Left (8" W x 8-1/2" L)	1	1
14		1130582	Package, Plug Button, Black (7/8")	10	1
15	F	1036123	Spring, Leaf	1	1
NOTE: A - Used on 60° & 70° Footrests and Ratchet Style AT5044 Legrests. 16-22" wide chairs except 20-22" wide on 70° tapered footrests. B - Used on ATL4A Articulating Legrests. 16-22" wide chairs. C - Includes items 2-8 D - Includes items 10-15 E - Used on Wedge Style AT5044 Legrests F - Use one or more leaf springs per assembly as required such that footplate may be moved by hand to the up-right position and remain in place.					

Adjustable Angle Footplate Assemblies - AT5543



Used on all front riggings except Wedge Style AT5044 Elevating Legrests



Used on Wedge Style AT5044 Elevating Legrests

Adjustable Angle Footplate Assemblies - AT5543

Item Number	Note	Part Number	Description	Quantity Per	
				Package	Assembly
1	D	See Chart	#1 60 Degree, 60 Degree MFX, 70 Degree Non Tapered, 70LIFTNT, & Ratchet Style AT5044	1	1
1	D	See Chart	#1 70 Degree Tapered Footrests	1	1
1	D	See Chart	#1 ATL4A Articulating Legrests	1	1
2		1113578	Screw, Socket Flat Head (1/4-28 x 3/4")	1	2
3	H	1113572	Footplate, Adjustable Angle, Medium, Black (4-1/4" W x 8" L)	1	1
3	H	1113573	Footplate, Adjustable Angle, Large, Black (5-1/4" W x 8" L)	1	1
3	H	1113574	Footplate, Adjustable Angle, Extra Large, Black (6-1/4" W x 8" L)	1	1
3	H	1113575	Footplate, Adjustable Angle, XX- Large, Black (7-1/4" W x 8" L)	1	1
4		1113528	Bracket, Adjustable Angle Footplate, Black	1	1
5		1025765	Locknut (1/4-28)	1	2
6		1021344	Screw, Socket Head (5/16-18 x 1-1/2")	1	1
7		1113530	Attachment, Hinge	1	1
8		1096810	Screw, Socket Head (1/4-28 x 1-3/4")	1	1
9		1113529	Hinge, Adjustable Angle Footrest	1	1
10		1065362	Locknut (1/4-28)	1	1
11		1114688	Spacer, Hinge, Black	1	1
12	A	1114699	Tube, Pivot/Slide, Straight, Black (10-1/4")	1	1
12	B	1114700	Tube, Pivot/Slide, Straight, 2" Longer ALPT, Black (12-1/4")	1	1
12	C	1114707	Tube, Pivot/Slide, Straight, Chrome (11-7/8")	1	1
13	E	See Chart	#13 70 Degree / 90 Degree MFX and LIFTMFX Footrests	1	1
14		1025456	Washer, Nylon (3/4 x 1/4 x 1/32")	1	2
15	F	See Chart	#15 Wedge Style AT5044 Elevating Legrests	1	1
16		1134427	Package, Plug Button, Black, "D" Shaped (3/4")	10	1
17	G	1134433	Pivot/Slide Tube w/ D Insert, Black	1	1
17	G	1134432	Pivot/Slide Tube w/ D Insert, Black (2" Longer)	1	1
18		1113578	Screw, Socket Flat Head (1/4-28 x 3/4")	1	2
19		1113573	Footplate, Adjustable Angle, Large, Black (5-1/4" W x 8" L)	1	1
19		1113574	Footplate, Adjustable Angle, Extra Large, Black (6-1/4" W x 8" L)	1	1
19		1113575	Footplate, Adjustable Angle, XX- Large, Black (7-1/4" W x 8" L)	1	1
20		1113528	Bracket, Adjustable Angle Footplate, Black	1	1
21		1025765	Locknut (1/4-28)	1	2
22		1021343	Screw, Socket Head (5/16-18 x 1-1/4")	1	1
23		1096810	Screw, Socket Head (1/4-28 x 1-3/4")	1	1
24		1113529	Hinge, Adjustable Angle Footrest	1	1
25		1113530	Attachment, Hinge	1	1
26		1065362	Locknut (1/4-28)	1	1

Adjustable Angle Footplate Assemblies - AT5543

Item Number	Note	Part Number	Description	Quantity Per	
				Package	Assembly
27		1114688	Spacer, Hinge, Black	1	1
NOTE: A - 60°, 60° MFX, 70° Tapered, 70° Non Tapered, 70LIFTNT Footrests, and Ratchet Style AT5044 Legrest B - ALPT 2" Longer C - ATL4A Articulating Legrests D - Includes items 2-12 E - Includes items 2-10 & 14 F - Includes items 16-27 G - Wedge Style AT5044 Legrest H - This footplate was revised 9/2/2008 with rounder corners and accessory holes changed from 8 to 4. Recommended to replace footplate in pairs to match sides.					

#1 60 Degree, 60 Degree MFX, 70 Degree Non Tapered, 70LIFTNT, & Ratchet Style AT5044

Straight Slide Tube (10-1/4")	Right	Left
12-13" Wide (4-1/4" Footplate)	1114640	1114641
14-15" Wide (5-1/4" Footplate)	1114642	1114643
16-17" Wide (6-1/4" Footplate)	1114644	1114645
18-22" Wide (7-1/4" Footplate)	1114646	1114647
ALPT Straight Slide Tube (12-1/4")	Right	Left
12-13" Wide (4-1/4" Footplate)	1114650	1114651
14-15" Wide (5-1/4" Footplate)	1114652	1114653
16-17" Wide (6-1/4" Footplate)	1114654	1114655
18-22" Wide (7-1/4" Footplate)	1114656	1114657

#1 70 Degree Tapered Footrests

Straight Slide Tube (10-1/4")	Right	Left
16" Wide (4-1/4" Footplate)	1114640	1114641
17-18" Wide (5-1/4" Footplate)	1114642	1114643
19-22" Wide (6-1/4" Footplate)	1114644	1114645
ALPT Straight Slide Tube (12-1/4")	Right	Left
16" Wide (4-1/4" Footplate)	1114650	1114651
17-18" Wide (5-1/4" Footplate)	1114652	1114653
19-22" Wide (6-1/4" Footplate)	1114654	1114655

Adjustable Angle Footplate Assemblies - AT5543

#1 Adjustable Angle Footplates w/ Pivot Tubes

ATL4A Articulating Legrests

Straight Slide Tube (10-1/4")	Right	Left
14-15" Wide (5-1/4" Footplate)	1114708	1114709
16-17" Wide (6-1/4" Footplate)	1114710	1114711
18-22" Wide (7-1/4" Footplate)	1114712	1114713

#13 90 Degree / 70 Degree MFX and LIFTMFX Footrests

Adjustable Angle Footplates w/o Pivot Slide Tubes

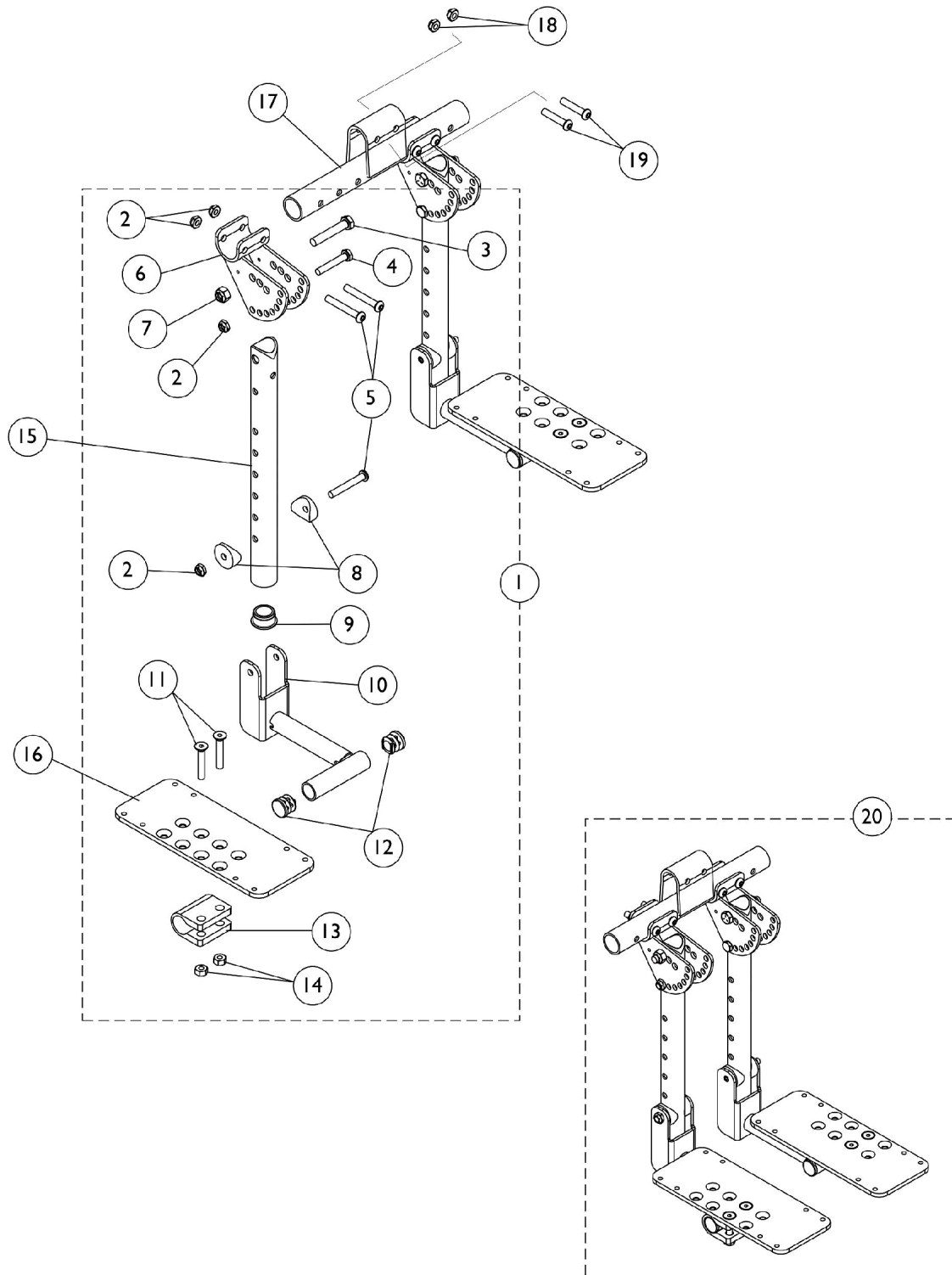
No Slide Tube - Bolts Through Support	Right	Left
12-13" Wide (4-1/4" Footplate)	1114630	1114631
14-15" Wide (5-1/4" Footplate)	1114632	1114633
16-17" Wide (6-1/4" Footplate)	1114634	1114635
18-22" Wide (7-1/4" Footplate)	1114636	1114637

#15 Adjustable Angle Footplates w/ Pivot Tubes

Wedge Style AT5044 Elevating Legrests

Straight Slide Tube (10-1/4")	Right	Left
14-15" Wide (5-1/4" Footplate)	1132061	1132062
16-17" Wide (6-1/4" Footplate)	1132063	1132064
18-22" Wide (7-1/4" Footplate)	1132065	1132066
ALPT Straight Slide Tube (12-1/4")	Right	Left
14-15" Wide (5-1/4" Footplate)	1132089	1132090
16-17" Wide (6-1/4" Footplate)	1132091	1132092
18-22" Wide (7-1/4" Footplate)	1132093	1132094

Bi-Lateral Contracture Footrest



Bi-Lateral Contracture Footrest

Item Number	Note	Part Number	Description	Quantity Per	
				Package	Assembly
1	A	1127693-NLA	NLA - Kit, Bi-Lateral Contracture Hardware	1	1
2			Locknut (1/4-20)	1	8
3			NLA - Screw, Hex Head (5/16-18 x 1-3/4")	1	2
4			Screw, Hex Head (1/4-20 x 1-1/2")	1	2
5			Screw, Socket Button Head (1/4-20 x 1-3/4")	1	6
6			NLA - Bracket, Angle Adjustment, Black	1	2
7			Locknut (5/16-18)	1	2
8			Spacer, Coved (1/4 x 1 x 9/16")	1	4
9			Plug Button, Black (1")	1	2
10			NLA - Bracket, Footplate Mounting, Black - Right	1	1
10			NLA - Bracket, Footplate Mounting, Black - Left	1	1
11			NLA - Screw, Socket Flat Head (1/4-28 x 1-1/2")	1	4
12			Plug Button, Black (3/4")	1	4
13			Clamp, Footplate	1	2
14			NLA - Nut, Hex (1/4-20)	1	4
15	B	1127236-NLA	NLA - Tube, Contracture Footrest - Short	1	2
15	C	1127237-NLA	NLA - Tube, Contracture Footrest - Long	1	2
16		See Chart	#16 Adjustable Angle Footplate	1	2
17		1127230-NLA	NLA - Hanger, Contracture Footrest	1	1
18		1025765	Locknut (1/4-28)	1	2
19		1083099	Screw, Socket Button Head (1/4-28 x 1-1/2")	1	2
20	D	See Chart	#20 Bi-Lateral Contracture Footrest Assembly - 14-1/2 - 16" Seat to Floor	1	1
20	D	See Chart	#20 Bi-Lateral Contracture Footrest Assembly - 16-1/2 - 19" Seat to Floor	1	1
	E,F	1095349-NLA	NLA - Instruction Sheet, Bi-Lateral Contracture Footrest	1	1
NOTE: A - Includes items 2-14. Contains enough hardware for right and left footrests. B - 14-1/2 - 16" Seat to Floor C - 16-1/2 - 19" Seat to Floor D - Includes items 1,15-17 & instruction sheet E - Not Shown F - Item is no longer available from the Invacare Service Parts Department. Refer to the Invacare Website under "Product Literature Search". Enter the part number in the "Keywords" field and download a free PDF version copy.					

Bi-Lateral Contracture Footrest

#16 Adjustable Angle Footplate

3-1/4" Wide Footplate	4-1/4" Wide Footplate	5-1/4" Wide Footplate	6-1/4" Wide Footplate	7-1/4" Wide Footplate
1113571	1113572	1113573	1113574	1113575

#20 Bi-Lateral Contracture Footrest Assembly (1 Pair)

14-1/2" - 16" Seat to Floor

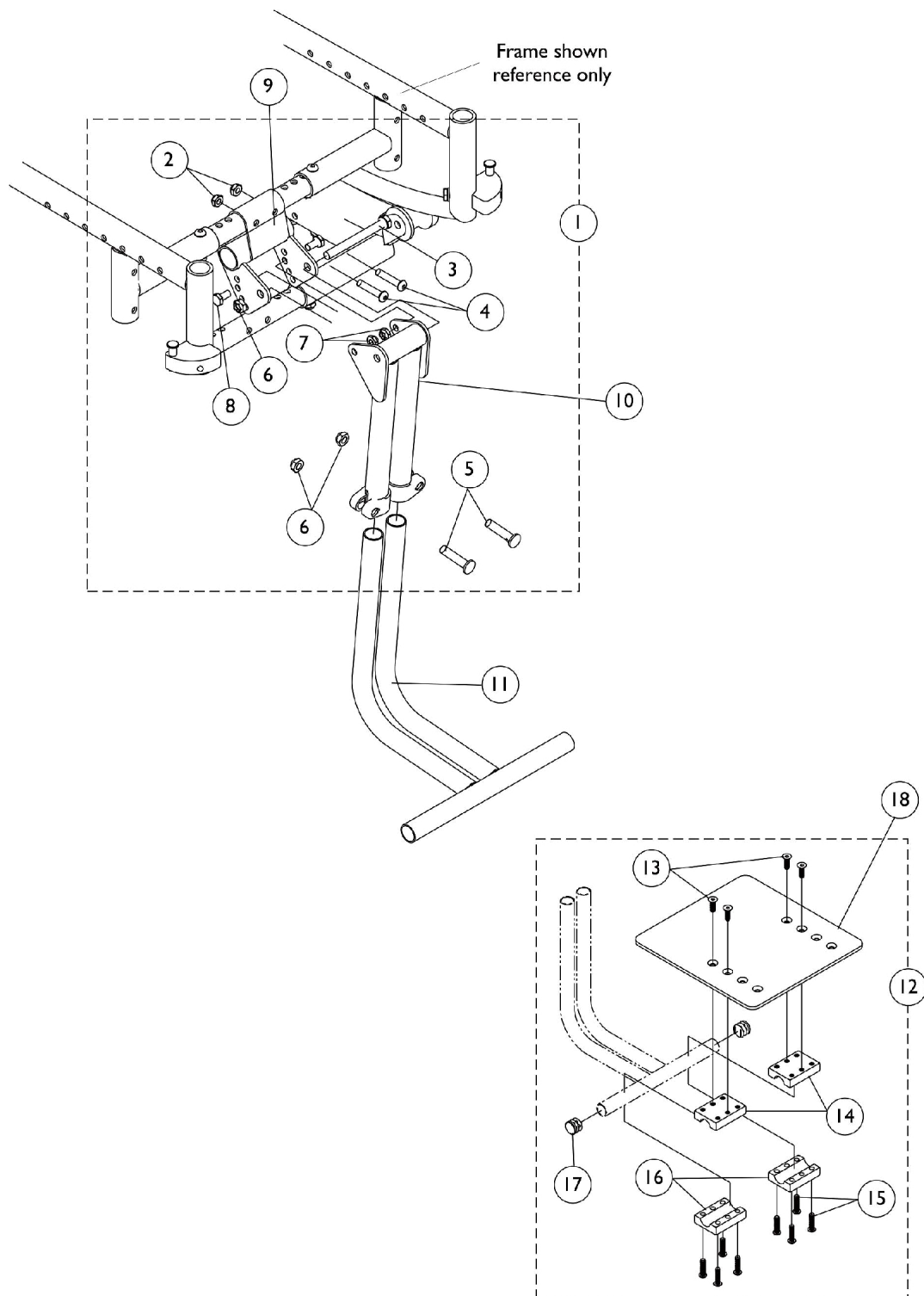
3-1/4" Wide Footplates	4-1/4" Wide Footplates	5-1/4" Wide Footplates	6-1/4" Wide Footplates	7-1/4" Wide Footplates
1127240	1127241-NLA	1127242-NLA	1127243-NLA	1127244-NLA
Includes items 1,15-17 & instruction sheet				

#20 Bi-Lateral Contracture Footrest Assembly (1 Pair)

16-1/2" - 19" Seat to Floor

3-1/4" Wide Footplates	4-1/4" Wide Footplates	5-1/4" Wide Footplates	6-1/4" Wide Footplates	7-1/4" Wide Footplates
1127245-NLA	1127246-NLA	1127247-NLA	1127248-NLA	1127249-NLA
Includes items 1,15-17 & instruction sheet				

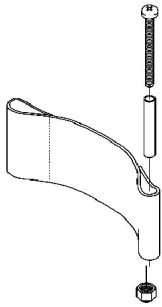
Contracture Platform Footrest



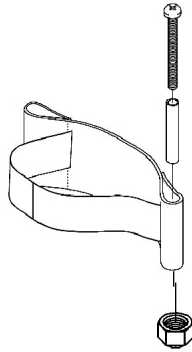
Contracture Platform Footrest

Item Number	Note	Part Number	Description	Quantity Per	
				Package	Assembly
1	A	1127694-NLA	NLA - Kit, Contracture Platform Hardware	1	1
2			Locknut (1/4-28)	1	2
3			NLA - Screw, Hex Head (5/16-24 x 3")	1	1
4			Screw, Socket Button Head (1/4-28 x 1-1/2")	1	2
5			Bolt, Lug (5/16-24 x 1-3/8")	1	2
6			Locknut (5/16-24)	1	3
7			Locknut (1/4-20)	1	2
8			NLA - Screw, Hex Head (1/4-20 x 1-1/2")	1	2
9	B	1127831-NLA	NLA - Bracket, Contracture Support, Black	1	1
10		1052436-NLA	NLA - Support, Contracture Platform, Black, Long	1	1
11		1052441	Tube, Support, Lower, 110 Degree, Black, Long	1	1
12		1127695	Kit, Contracture Footboard Hardware	1	1
13		Screw, Socket Flat Head (1/4-20 x 3/4")	1	4	
14		NLA - Half Clamp, Threaded	1	2	
15		Screw, Socket Button Head (1/4-20 x 1")	1	8	
16		NLA - Half Clamp, Non-Threaded	1	2	
17		Plug Button, Black (3/4")	1	2	
18		1044076	Footboard	1	1
NOTE: A - Includes items 2-8 B - Includes items 13-17					

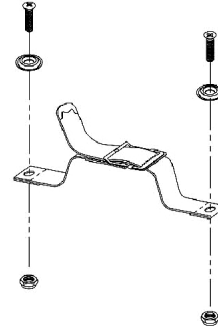
Heel Loops and Toe Loops



Heel Loop



**Heel Loop with
Ankle Strap**



Toe Loop

For Adjustable Angle Footplates - AT5543

Footplate Size	Chair Width	Heel Loop Single #	Heel Loop Pair #	Heel Loop w/ Ankle Strap Single # - Right	Heel Loop w/ Ankle Strap Single # - Left	Heel Loop w/ Ankle Strap Pair #	Attaching Hardware Pair #
Medium 4-1/4" W	12-13" Wide or Tapered 16" Wide	1025234-NLA	1035905	1035908-NLA	1035909-NLA	1035906	1035931
Large 5-1/4" W	14-15" Wide or Tapered 17-18" Wide	1017621	1035917-NLA	1035919	1035920	1035918	1035931
X-Large 6-1/4" W	16-17" Wide or Tapered 19-24" Wide	1027000	1035929	1035932-NLA	1035933-NLA	1035930	1035931
XX-Large 7-1/4" W	18-24" Wide	1027000	1035929	1035932-NLA	1035933-NLA	1035930	1035931

Heel Loops and Toe Loops

For Aluminum - A1562 Footplates

Footplate Size	Chair Width	Heel Loop Single #	Heel Loop Pair #	Heel Loop w/ Ankle Strap Single # Right	Heel Loop w/ Ankle Strap Single # Left	Heel Loop w/ Ankle Strap Pair #	Attaching Hardware Pair #
Extra Small (5-3/4" Wide)	12-13"	1025234-NLA	1035905	1035908-NLA	1035909-NLA	1035906	1035931
Small (6-3/4" Wide)	14-15" or Tapered 16-17"	1017621	1035917-NLA	1035919	1035920	1035918	1035931
Medium (7-3/4" Wide)	16-22" or Tapered 18-22"	1027000	1035929	1035932-NLA	1035933-NLA	1035930	1035931

For Composite - 1651 Footplates

Footplate Size	Chair Width	Heel Loop Single #	Heel Loop Pair #	Heel Loop w/ Ankle Strap Single # Right	Heel Loop w/ Ankle Strap Single # Left	Heel Loop w/ Ankle Strap Pair #	Attaching Hardware Pair #
Small (6" Wide)	13-14" or Tapered 16" Wide	1025234-NLA	1035905	1035919	1035920	1035918	1035931
Medium (7" Wide)	15-16" Wide or Tapered 17-18" Wide	1017621	1035917-NLA	1035919	1035920	1035918	1035931
Large (8" Wide)	17-22" Wide or Tapered 19-22" Wide	1027000	1035929	1035932-NLA	1035933-NLA	1035930	1035931

For Extra Large - A1564 Footplates

Footplate Size	Chair Width	Heel Loop Single #	Heel Loop Pair #	Heel Loop w/ Ankle Strap Single # Right	Heel Loop w/ Ankle Strap Single # Left	Heel Loop w/ Ankle Strap Pair #	Attaching Hardware Pair #
Extra Large (8" Wide)	16-22" Wide	1027000	1035917-NLA	1035919	1035920	1035918	1035931

Heel Loops and Toe Loops

Toe Loops

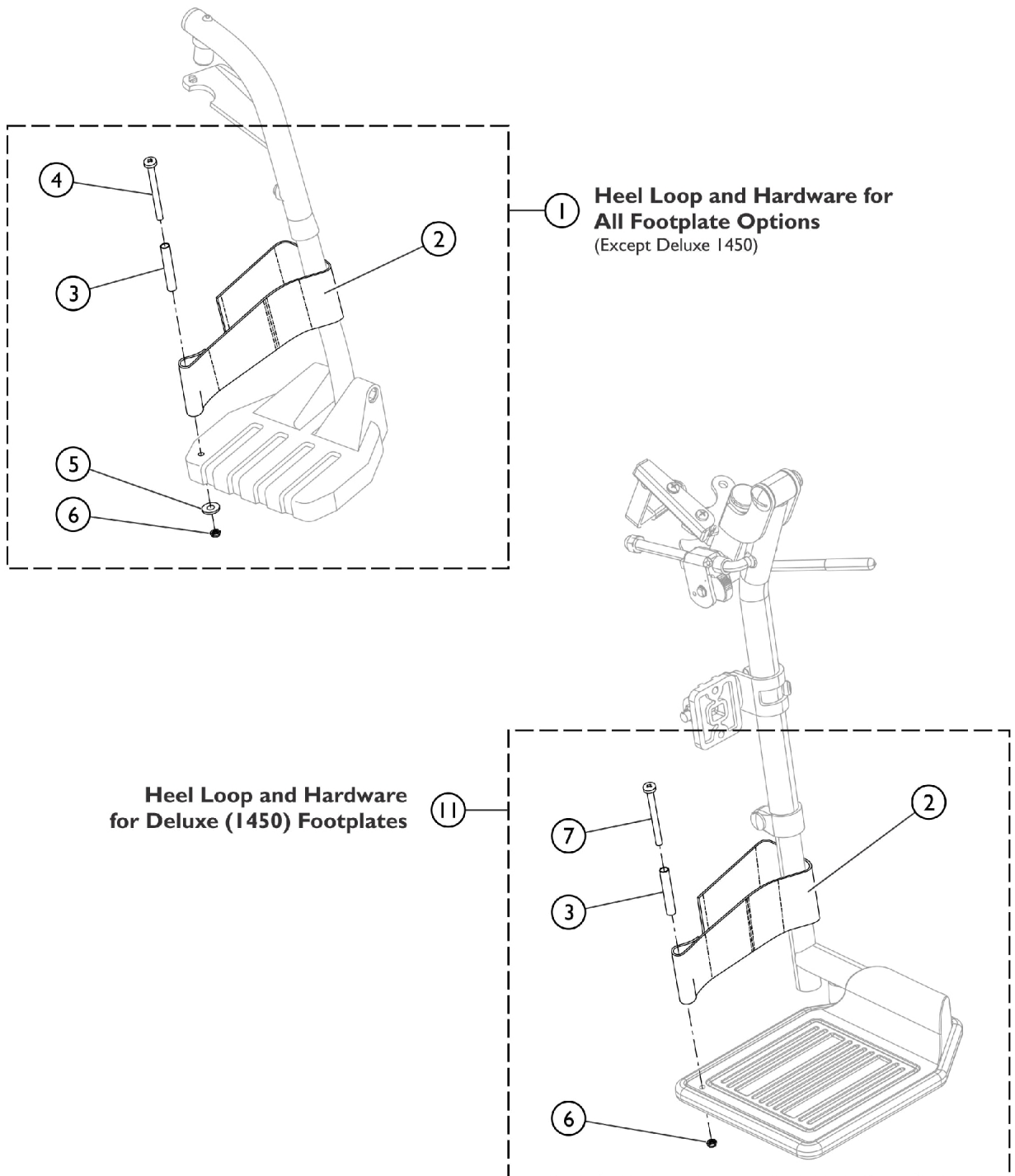
Toe Loop Single #	Toe Loop Pair #	Attaching Hardware Pair #
04572X025	1037087	1037089

Heel Loops and Toe Loops

Heel and Toe Loop Attaching Hardware Kits

1035931	1037089
1021421-NLA NLA - Screw, Phillips Pan Head (1/4-20 x 2-1/4")	1029157 Screw, Phillips Pan Head w/Patch (#10-32 x 7/8")
1006477-NLA NLA - Spacer (1/4 x 11/32 x 1-3/4")	1025707 Washer (1/4 x 3/4 x 3/32")
1025195 Locknut (1/4-20)	1025735 Locknut (#10-32)

Front Riggings - Adjustable Heel Loops



SCM_058A

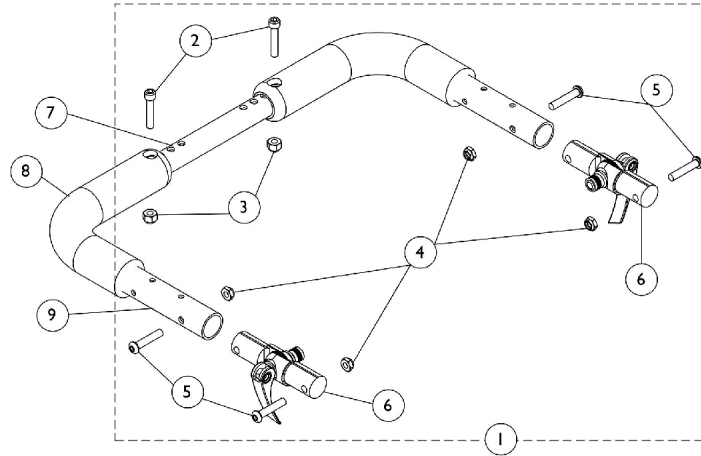
Front Riggings - Adjustable Heel Loops

Item Number	Note	Part Number	Description	Quantity Per	
				Package	Assembly
1	A	1191117	Kit, Heel Loop, Adjustable w/ Hardware (Pair)	1	1
2			Heel Loop	1	2
3			NLA - Spacer (1/4 x 11/32 x 1-3/4")	1	2
4			NLA - Screw, Phillips Pan Head (1/4-20 x 2-1/4")	1	2
5			Washer, Flat (1/4 x 5/8 x 1/16")	1	2
6			Nut, Hex, Nylon Cap (1/4-20)	1	2
			Instruction Sheet, Adjustable Heel Loop	1	1
11	B	1191116	Kit, Heel Loop, Adjustable w/ Hardware, Deluxe 1450 (Pair)	1	1
2			Heel Loop	1	2
3			NLA - Spacer (1/4 x 11/32 x 1-3/4")	1	2
6			Nut, Hex, Nylon Cap (1/4-20)	1	2
7			NLA - Screw, Phillips Pan Head (1/4-20 x 2-1/2")	1	2
			Instruction Sheet, Adjustable Heel Loop	1	1

NOTE: A - Kit includes items 2 - 6. Used with all Footplates except Deluxe (1450).
 B - Kit includes items 2, 3, 6, and item 7. Used with Deluxe (1450) Footplates only.

Adjustable Angle Rigidizing Stroller Handle - AASH (Before 5/30/08)

Stroller Handle Hardware (item 1) includes hardware only (items 2-6). If a complete Stroller Handle is needed then items 7 & 9 must be ordered as well.



Item Number	Note	Part Number	Description	Quantity Per	
				Package	Assembly
1	A	1127790	NLA - Kit, Adjustable Angle Stroller Handle Hardware	1	1
2			Screw, Allen Head (1/4-28 x 1-1/4")	1	2
3			Locknut (1/4-28)	1	2
4			Locknut (1/4-28)	1	4
5			Screw, Socket Button Head (1/4-28 x 1-1/4")	1	4
6			Folding Hinge Assembly	1	2
7		See Chart	#7 Crossbrace Tube	1	1
8		1127767	Grip, Foam (9")	1	2
9	B	1127789	Stroller Handle Assembly - Right/Left	1	2
NOTE: A - Includes items 2-6 B - Includes item 8, Foam Grip					

#7 Crossbrace Tube

Adjustable Angle Rigidizing Stroller Handle - AASH (Before 5/30/08)

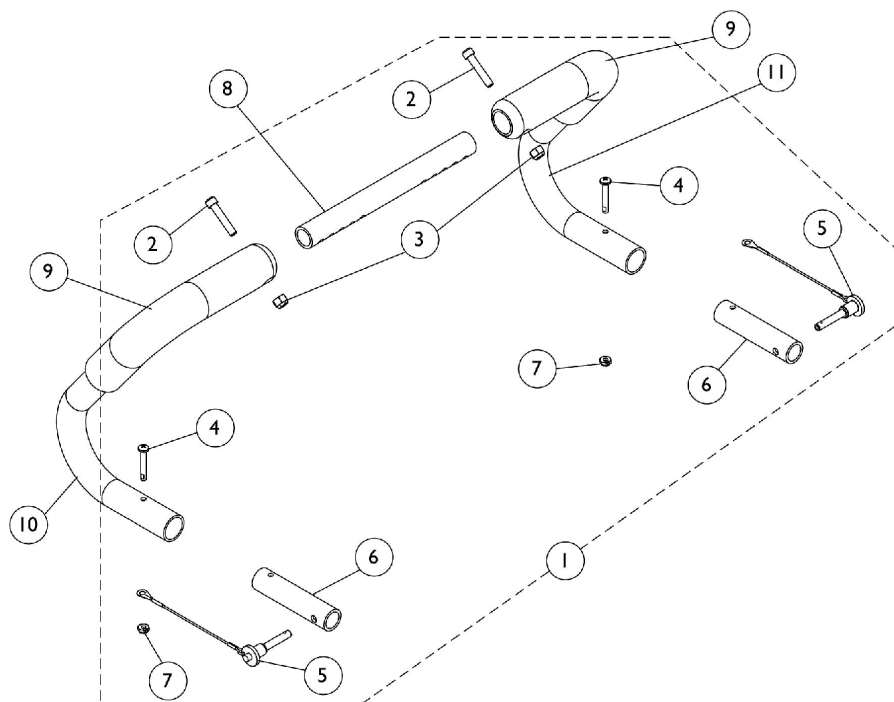
Stroller Handle Hardware (item 1) includes hardware only (items 2-6). If a complete Stroller Handle is needed then items 7 & 9 must be ordered as well.

#7 Crossbrace Tube

12-16" Wide	14-18" Wide	16-20" Wide	18-22" Wide
1129473	1129474	1129475	1129476

Non-Adjustable Rigidizing Stroller Handle - 1483

Stroller Handle Hardware (item 1) includes hardware only (items 2-7). If a complete Stroller Handle is needed then items 8, 10, & 11 must be ordered as well.



Item Number	Note	Part Number	Description	Quantity Per	
				Package	Assembly
1	A	1127689	Kit, Non-Adjustable Stroller Handle Hardware	1	1
2			Screw, Allen Head (1/4-28 x 1-1/4")	1	2
3			Locknut (1/4-28)	1	2
4			Screw, Phillips Pan Head (#10-32 x 1-1/4")	1	2
5			Pin, Quick Release with Lanyard	1	2
6			NLA - Tube, Insert	1	2
7			Locknut (#10-32)	1	2
8		See Chart	#8 Crossbrace Tube	1	1
9		1127767	Grip, Foam (9")	1	2
10	B	1127690	Stroller Handle Assembly - Right	1	1
11	B	1127691	Stroller Handle Assembly - Left	1	1

NOTE: A - Includes items 2-7
B - Includes item 9, Foam Grip

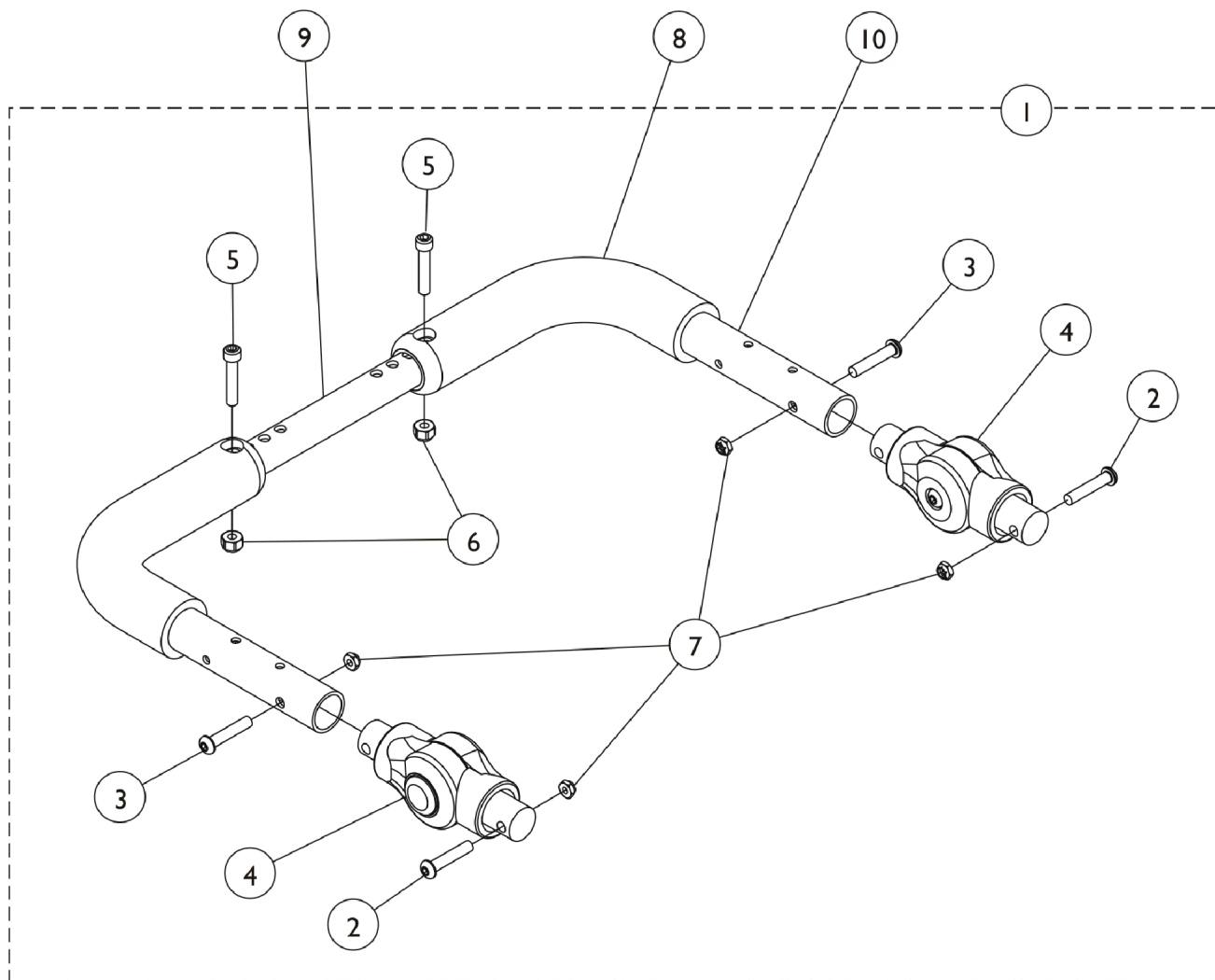
#8 Crossbrace Tube

12-16" Wide	14-18" Wide	16-20" Wide	18-22" Wide
1129473	1129474	1129475	1129476

Non-Adjustable Rigidizing Stroller Handle - 1483

Stroller Handle Hardware (item 1) includes hardware only (items 2-7). If a complete Stroller Handle is needed then items 8, 10, & 11 must be ordered as well.

Adjustable Angle Stroller Handle - Adjustable Angle Outside Mount (After 5/29/08)



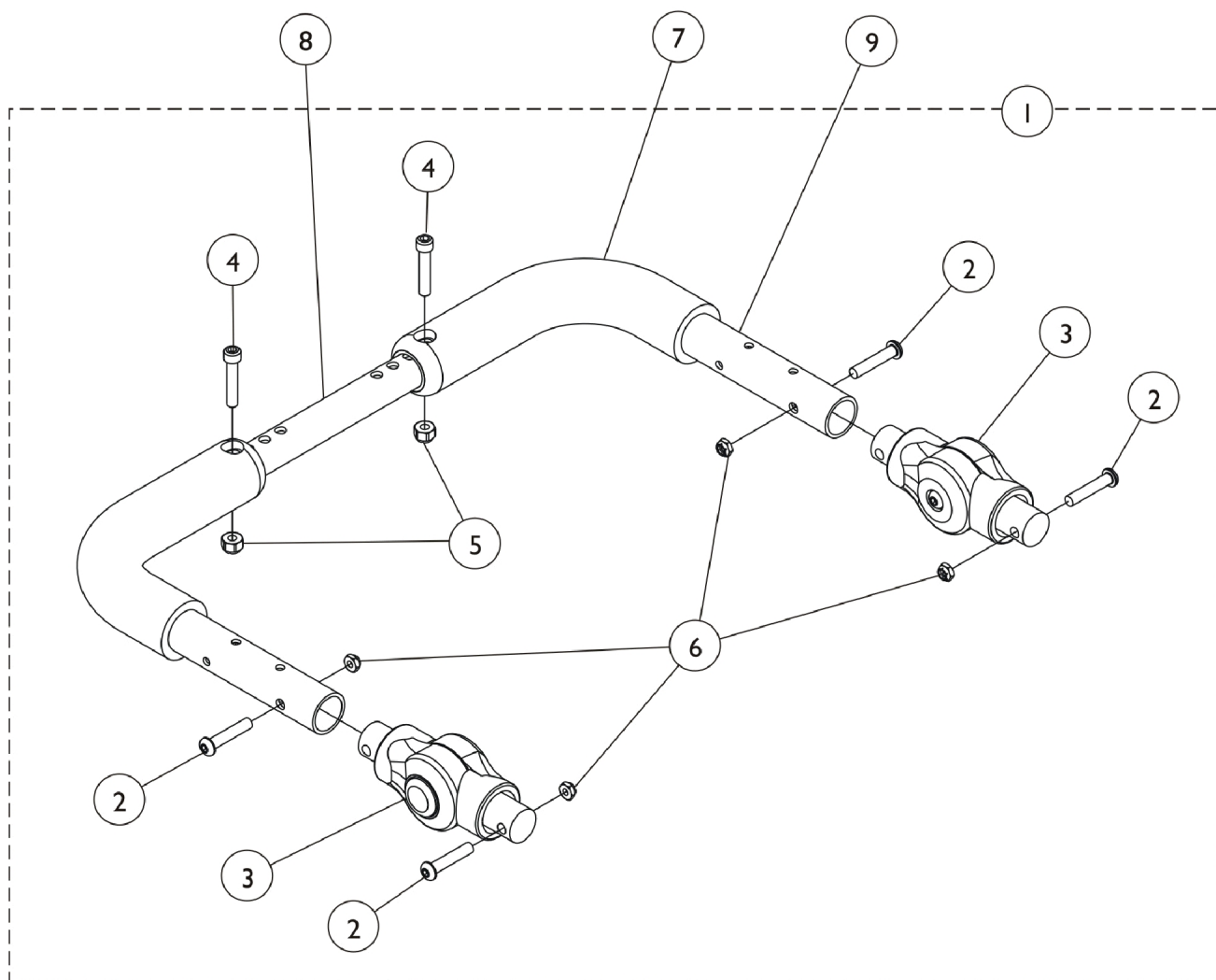
Adjustable Angle Stroller Handle - Adjustable Angle Outside Mount (After 5/29/08)

Item Number	Note	Part Number	Description	Quantity Per	
				Package	Assembly
1	A,B	1134190	Kit, Stroller Handle, Adjustable Angle - Outside Mount	1	1
2			Screw, Socket Button Head (1/4-28 x 1-1/4")	1	2
3			Screw, Socket Head (1/4-28 x 1-1/4")	1	2
4			Gear, Stroller Handle	1	2
5			Screw, Socket Head (1/4-28 x 1-1/4")	1	2
6			Locknut (1/4-28)	1	2
7			Locknut (1/4-28)	1	4
8	D	1127767	Grip, Foam (9")	1	2
9		See Chart	#8 Crossbrace Tube	1	1
10		1127789	Stroller Handle Assembly - Right/Left	1	2
	C	1161431	Package, Adjusting Button, Black	10	1
NOTE: A - Includes items 2-6. B - To order replacement Stroller Handle Gear Adjusting Buttons, order package part number 1161431. C - Not Shown. D - Includes item #7 Foam Grip also.					

#8 Crossbrace Tube

12-16" Wide	14-18" Wide	16-20" Wide	18-22" Wide
1129473	1129474	1129475	1129476

Adjustable Angle Stroller Handle - Rigid Inside Mount (After 5/29/08)



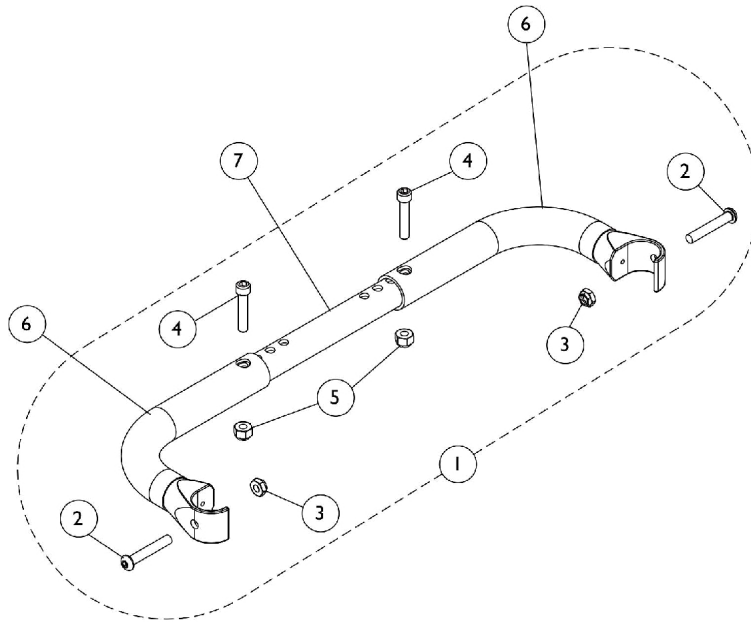
Adjustable Angle Stroller Handle - Rigid Inside Mount (After 5/29/08)

Item Number	Note	Part Number	Description	Quantity Per	
				Package	Assembly
1	A,B,E	1136693	Kit, Stroller Handle, Adjustable Angle - Inside Mount	1	1
2			Screw, Socket Button Head (1/4-28 x 1-1/4")	1	4
3			Gear, Stroller Handle	1	2
4			Screw, Socket Head (1/4-28 x 1-1/4")	1	2
5			Locknut (1/4-28)	1	2
6			Locknut (1/4-28)	1	4
7	D	1127767	Grip, Foam (9")	1	1
8		See Chart	#8 Crossbrace Tube	1	1
9		1150938	Stroller Handle Assembly - Right/Left	1	2
	C	1161431	Package, Adjusting Button, Black	10	1
NOTE: A - Includes items 2-6. B - To order replacement Stroller Handle Gear Adjusting buttons, order package part number 1161431. C - Not Shown. D - Includes item #7 Foam Grip also. E - Not Available at this time. Kit # 1136693 is not available at this time.					

#8 Crossbrace Tube

12-16" Wide	14-18" Wide	16-20" Wide	18-22" Wide
1129473	1129474	1129475	1129476

Adjustable Back Width Rigidizing Bar - ADJRGD



Item Number	Note	Part Number	Description	Quantity Per	
				Package	Assembly
1	A	1127793	Kit, Rigidizing Bar Hardware	1	1
2			Screw, Socket Button Head (1/4-28 x 1-1/2")	1	2
3			Locknut (1/4-28)	1	2
4			Screw, Socket Head (1/4-28 x 1-1/4")	1	2
5			Locknut (1/4-28)	1	2
6		1127792	Handle, Rigidizing Bar, Black - Right/Left	1	2
7		See Chart	#7 Crossbrace Tube	1	1

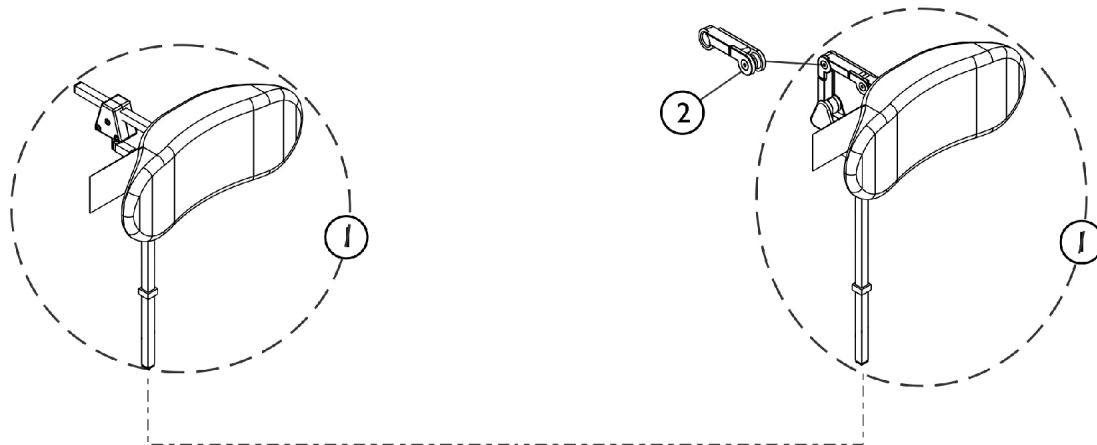
NOTE: A - Includes items 2-5

#7 Crossbrace Tube

Seat Width Range 12-16"	Seat Width Range 14-18"	Seat Width Range 16-20"	Seat Width Range 18-22"
1129473	1129474	1129475	1129476

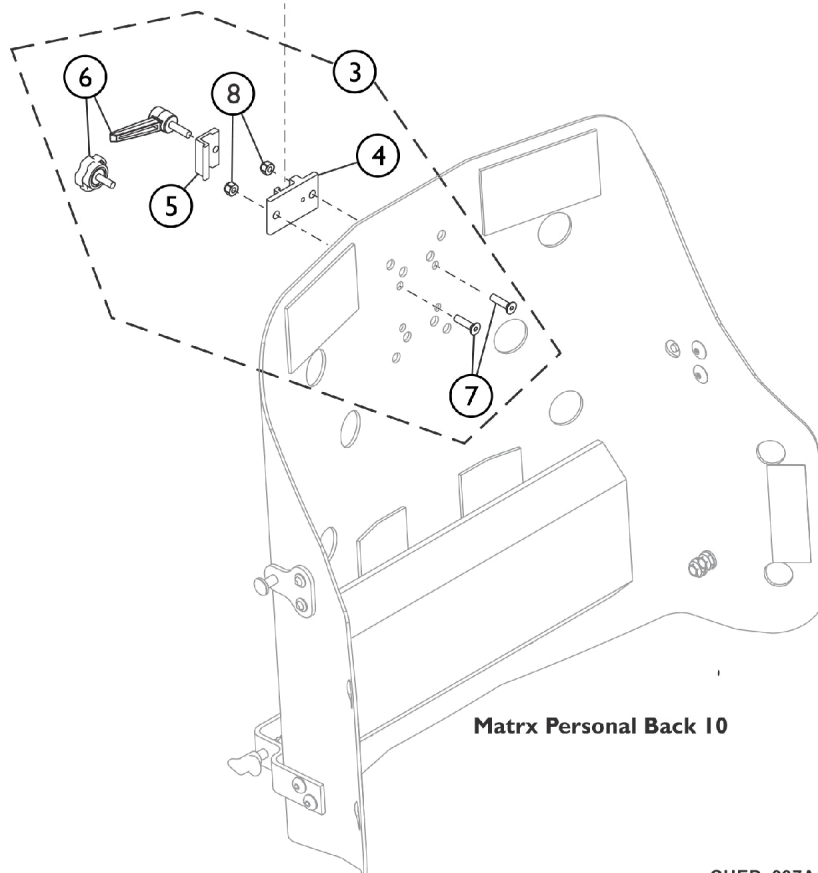
Headrest Support Assembly, Stealth

CP175/CP275/CP180/CP280



**Stealth Comfort Plus Multi-Axis
w/ 14" Headrest shown**

**Stealth Comfort Plus TWB
w/ 14" Headrest shown**



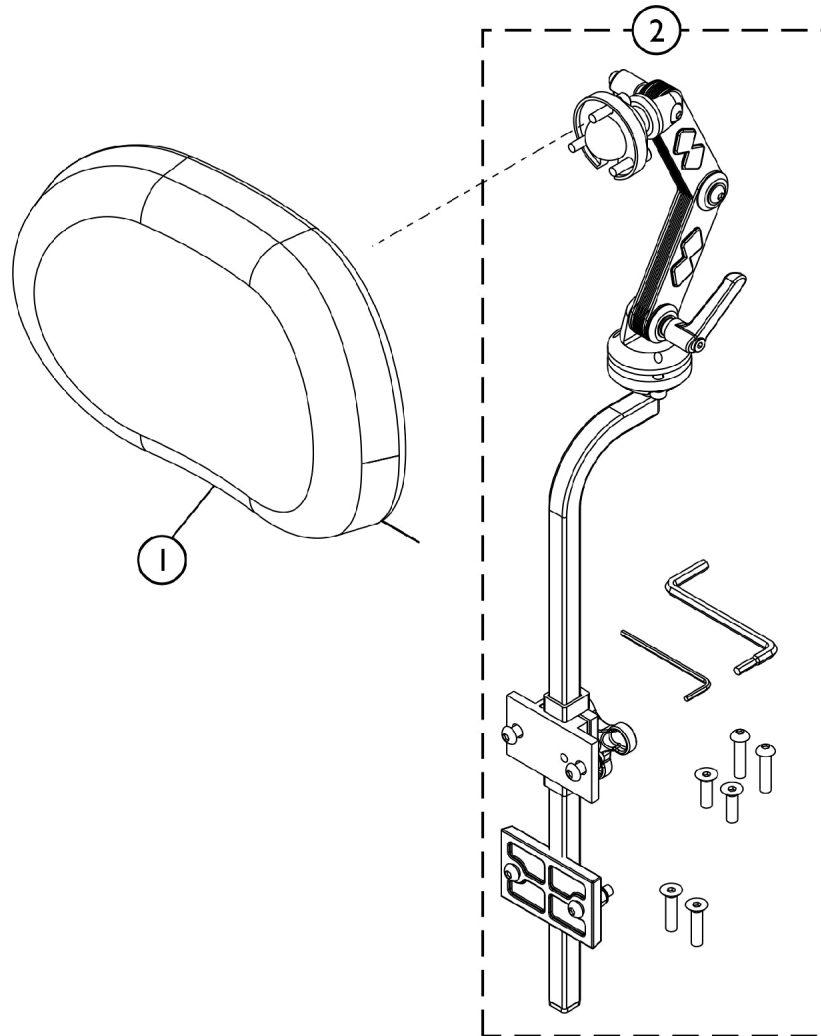
SHEP_097A

Headrest Support Assembly, Stealth

CP175/CP275/CP180/CP280

Item Number	Note	Part Number	Description	Quantity Per	
				Package	Assembly
1	F,A	1127408-NLA	NLA - Kit, Headrest 10" TWB Comfort Plus Stealth (CP280)	1	1
1	F,A	1127409-NLA	NLA - Kit, Headrest 14" TWB Comfort Plus Stealth (CP180)	1	1
1	F,A	1127410-NLA	NLA - Kit, Headrest 10" Multi-Axis Comfort Plus Stealth (CP275)	1	1
1	F,A	1127411-NLA	NLA - Kit, Headrest 14" Multi-Axis Comfort Plus Stealth (CP175)	1	1
2	B	1127414	Kit, Link Extension Stealth	1	1
3	C,E	0273100	Kit, Headrest Clamp, Lever Style	1	1
4	D	0237422-NLA	NLA - Clamp, Small Bottom Half	1	1
5	D	0237522-NLA	NLA - Clamp, Small Top Half	1	1
6		1072439-NLA	NLA - Knob, Adjustment, Black (3/4" L Threads)	1	1
7		0288706-NLA	NLA - Screw, Socket, Flat Head (1/4-20 x 1")	1	2
8		1025736	Locknut (1/4-20)	1	2
<p>NOTE: A - The mounting hardware will contain a lever and star knob tightening device. Use the lever that is provided standard by stealth and disregard the star knob that is designed for the Formula TRE systems.</p> <p>B - The Stealth Link Extension used on the Stealth Comfort Plus TWB models only</p> <p>C - Includes items 4-8. Item 6 Adjustment Knob was replaced with an Adjustment Lever. The Lever is not available as a separate part. The knob Part # 1072439 is interchangeable with the Lever.</p> <p>D - Clamp is no longer available individually. See item 3 Clamp Assembly part number 0273100.</p> <p>E - Hardware used with Invacare/Matrux Personal Back 10 models.</p> <p>F - Stealth Headrest No Longer Available. See page titled "Headrest Support Assembly - Matrux Elan MEHSP-10, 14" for replacement.</p>					

Headrest Support Assembly - Matrx Elan (MEHSP-10,14)

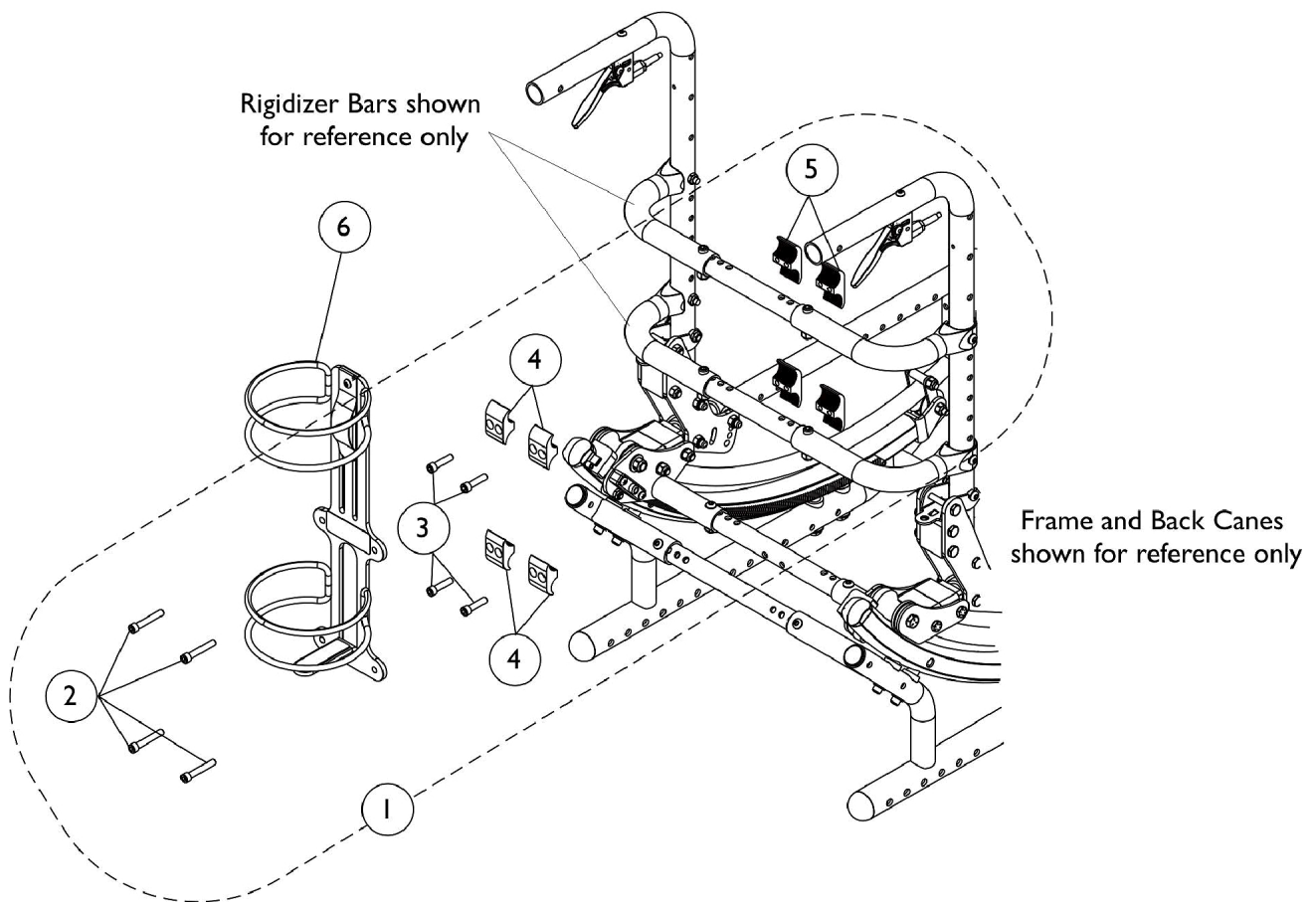


SHEP_262A

Item Number	Note	Part Number	Description	Quantity Per	
				Package	Assembly
1	A	60102830	Kit, Matrx Elan Standard Headrest Pad (10" W)	1	1
1	B	60102833	Kit, Matrx Elan Standard Headrest Pad (14" W)	1	1
2	C	60102826	Kit, Elan Multi-Axis Articulating Headrest Mounting Hardware	1	1
NOTE: A - For model MEHSP-10 B - For model MEHSP-14 C - For model MEMAH					

Oxygen Holder

For chairs that do not currently have an O2 Holder, 2 Rigidizing Bars must be purchased as well so that the O2 Holder can be mounted properly. Please see the Rigidizing Bar category for part nos. and info.



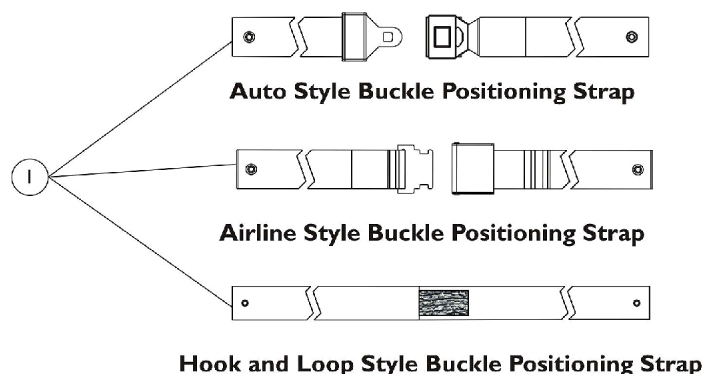
Oxygen Holder

For chairs that do not currently have an O2 Holder, 2 Rigidizing Bars must be purchased as well so that the O2 Holder can be mounted properly. Please see the Rigidizing Bar category for part nos. and info.

Item Number	Note	Part Number	Description	Quantity Per	
				Package	Assembly
1	A,C	1127696-NLA	NLA - Kit, Oxygen Holder Hardware	1	1
2			Screw, Socket Head (1/4-20 x 1-1/2")	1	4
3			Screw, Allen Head (1/4-20 x 1")	1	4
4			Clamp, Half, Non-Threaded	1	4
5			Clamp, Half, Threaded	1	4
6	B	1116948	Holder, Oxygen	1	1
NOTE: A - Includes items 2-5 B - "D" size tank only C - For chairs that do not currently have an Oxygen Holder, 2 Rigidizing Bars must be purchased as well so that the Oxygen Holder can be mounted properly. Please see the Rigidizing Bar category for part numbers and info.					

Miscellaneous Accessories

Invacare does not service any parts associated with the TRRO/TRBKTS option including belts, belt attachment hardware, tie-down brackets, etc. Chairs with the Transport Ready or Transport Bracket option must be returned to Invacare for service.



Item Number	Note	Part Number	Description	Quantity Per	
				Package	Assembly
1		See Chart	Seat/Chest Positioning Straps	1	1
	A,B	1052425	Kit, Chest Positioning Strap Mounting Hardware	2	1
	A	1008495	Screw, Socket Button Head (1/4-20 x 1-1/2")	1	2
	A	1025736	Locknut (1/4-20)	1	2
		See Chart	Miscellaneous Accessories	--	--
NOTE: A - Not Shown B - Includes 2 ea. Screws and 2 ea. Locknuts					

#1 Seat/Chest Positioning Straps

Chair Width	Push Button (Auto) Style Buckle	Airline Style Buckle	Hook and Loop Style Fastener
12-13" (35" Long)	1102009	1102008	1102007
14-19" (45" Long)	1004310	TAGTS1034751-NLA	1034744

Miscellaneous Accessories

Invacare does not service any parts associated with the TRRO/TRBKTS option including belts, belt attachment hardware, tie-down brackets, etc. Chairs with the Transport Ready or Transport Bracket option must be returned to Invacare for service.

#1 Seat/Chest Positioning Straps

Chair Width	Push Button (Auto) Style Buckle	Airline Style Buckle	Hook and Loop Style Fastener
20-22" (61" Long)	1034625	1034752-NLA See Note(s) A	1034745
NOTE: A - 1034752 Airline Buckle Style is No Longer Available. Use Auto Style part number 1034625 as a replacement. Pelvic Belt is not available as a service part. Transport Ready chairs must be returned to Invacare for service with regard to specific Transport Ready Option parts.			

Miscellaneous Accessories

Invacare does not service any parts associated with the TRRO/TRBKTS option including belts, belt attachment hardware, tie-down brackets, etc. Chairs with the Transport Ready or Transport Bracket option must be returned to Invacare for service.

Part Number	Description	Package Quantity	Assembly Quantity
1127765	Anti-Tipper	1	2
1027644-NLA	Calf Strap, 12-13" Wide Chairs (26" Long)	1	1
1032243	Calf Strap, 14-22" Wide Chairs (36" Long)	1	1
1032214	H-Strap, 12-14" Wide Chairs	1	1
1032215	H-Strap, 15-18" Wide Chairs	1	1
1032216	H-Strap, 19-20" Wide Chairs	1	1
1026987 See Note(s) C	Impact Guard 8" Long	1	2
1159758	Protector, Frame, Front, Blue	1	2
1159756	Protector, Frame, Back, Blue	1	1
1159384-NLA	Protector, Frame, Front, Silver	1	2
1159383-NLA	Protector, Frame, Back, Silver	1	1
1159759	Protector, Frame, Front, Red	1	2
1159757	Protector, Frame, Back, Red	1	1
1163422	Protector, Frame, Front, Black	1	2
1163421	Protector, Frame, Back, Black	1	1
See Oxygen Holder Category	Oxygen Holder	1	See Oxygen Holder Category
Positioning Strap Chart Category	Positioning Strap, Seat/Chest	1	Positioning Strap Chart Category
See Rigidizing Bar Category	Rigidizing Bar, Adjustable Width	1	See Rigidizing Bar Category
See Stroller Handle, Adjustable Angle Category	Stroller Handle, Adjustable Angle	1	See Stroller Handle, Adjustable Angle Category
See Stroller Handle, Non-Adjustable Category	Stroller Handle, Non-Adjustable	1	See Stroller Handle, Non-Adjustable Category

Miscellaneous Accessories

Invacare does not service any parts associated with the TRRO/TRBKTS option including belts, belt attachment hardware, tie-down brackets, etc. Chairs with the Transport Ready or Transport Bracket option must be returned to Invacare for service.

Part Number	Description	Package Quantity	Assembly Quantity
1118578 See Note(s) A	Tilt Lock Out Lever Kit	1	1
1127786-NLA See Note(s) B	Tilt Lock Out Stop Kit	1	1
NOTE: A - Includes Lever and attaching hardware B - Includes Tilt Stop and Set Screw C - For 70 deg. Tapered Footrest. Pelvic Belt is not available as a service part. Transport Ready chairs must be returned to Invacare for service with regard to specific TRRO parts.			

Invacare Corporation

www.invacare.com



One Invacare Way
Elyria, Oh USA
44036-2125
800-333-6900

Technical Support
800-832-4707
Customer Service
800-333-6900

Customer Service
800-333-6900

© 2022 Invacare Corporation. All rights reserved. Republication, duplication or modification in whole or in part is prohibited without prior written permission from Invacare. Trademarks are identified by ™ and ®. All trademarks are owned by or licensed to Invacare Corporation or its subsidiaries unless otherwise noted. (Revised 11/01/22)

Form No. 04-049