

TDX®3
TDX®3 SE
TDX®4
TDX®5

Power Wheelchairs



Yes, you can.

Parts Catalog Usage Guide

The information contained in this document is subject to change without notice. This catalog contains service parts for Form No. 03-025. If you have any questions regarding this catalog, please contact one of our Customer Service Representatives.

For Customer Service Support Call:

1-800-333-6900

For Faxed In Orders Call:

1-800-678-4682 or

1-440-366-0709

For Technical Service Call:

1-800-832-4707

Literature Can Be Found at:

www.invacare.com or

1-800-828-6272

SYMBOL DEFINITION

Throughout this catalog you will notice letters to draw your attention to specific footnotes which are located at the bottom of the page or below specified charts.

Examples:

A,B,C etc. = Special Comments

NOTE: = General information pertaining to that specific page

NLA = No Longer Available

HARDWARE MEASUREMENTS

The measurements for the hardware will be listed as follows:

Screws, Bolts Diameter X Thread Count/Pitch X Length

Washers Inside Diameter X Outside Diameter X Thickness

Spacers Inside Diameter X Outside Diameter X Length

For your convenience, we have supplied an area for you to list your Invacare Representatives.

Name	Phone Numbers

© 2022 Invacare Corporation, Elyria, Ohio. All rights reserved. Invacare, the Medallion Design and Yes, you can. are registered trademarks of the Invacare Corporation. Information is subject to change without notification. SureStep, TDX and Tarsys are registered trademarks and MKIV, MK5, NX, EX, SPJ, DPJ, MPJ, TT, GB, and TCD are trademarks of Invacare Corporation. Otto Bock is a registered trademark of Otto Bock Orthopaedische Industrie GMBH & Co..

Tash is a registered trademark of Tash International Inc.. Therafin is a registered trademark of W/R/ Medical Electronics Co.. Bussman is a registered trademark of Cooper Industries. MIDI is a registered trademark of Littelfuse Inc.. Dynamic is a registered trademark of Dynamic Controls Limited.

TABLE of CONTENTS

Description	Page Number
A: READ THIS FIRST (THIS CATALOG IS DIFFERENT!)	6
Accessories - Miscellaneous	180
Accessories - Oxygen Holder Assembly Kit - ADJASBA Seats (After 7/4/05)	176
Accessories - Oxygen Holder Assembly Kit - ASBA Seats (Before 7/5/05)	174
Accessories - Power Wheelchair Tool Kit	178
Arms - Adjustable Height - (12 - 13" W x 12 - 16" D)/(14 - 15" W x 12 - 22" D) ASBA Seats & (12 - 16" W x 12 - 18" D) ADJASBA Seats	158
Arms - Adjustable Height - (16 - 24" W) x (16 - 22" D) Seat Frames	163
Arms - Fixed Height - (16 - 24" W) x (16 - 22" D) Seat Frames	160
Arms - Mtg. Front/Rear Arm Socket Asbly. & Hdwr. - ADJASBA Seats (12" - 16" W) (After 7/4/05)	167
Arms - Mtg. Front/Rear Arm Socket Asbly. & Hdwr. - ADJASBA Seats (16" - 24" W) TRRO Option	171
Arms - Mtg. Front/Rear Arm Socket Asbly. & Hdwr. - ADJASBA/ADJRECL Seats (16" - 24" W) (After 7/4/05)	169
Arms - Mtg. Swingaway Hardware - ASBA & ADJASBA/ADJRECL Seats	165
Backs - Contoura without Mounting Hardware - ADJASBA Only - Before 5/15/09	116
Backs - Curve Contoura without Mounting Hardware - After 5/14/09	119
Backs - Mounting Hardware - Contoura - ADJASBA Only - Before 5/15/09	123
Backs - Mounting Hardware - Curve Contoura - After 5/14/09	125
Backs - Recliner Assembly - ADJRECL Seat Frames (After 7/4/05)	130
Backs - Recliner Assembly - ASBA Seat Frames (Before 7/5/05)	127
Battery Box Hardware - Door Assembly - Elevate Actuator - Formula Elevate ASBA - Conventional & Contoura Seating	24
Battery Box Hardware & Door Assembly	15
Battery Box Hardware & Door Assembly - Formula Invisible Super Low Tilt Seating	17

TABLE of CONTENTS

Description	Page Number
Battery Box Hardware & Door Assembly - Formula Non-Elevate Conventional & Contoura Seating	19
Battery Box Hardware & Door Assembly - Formula PTO Plus Seating	22
Battery Charger & Cables	39
Battery Support Bracket Assembly - TRBKTS Option	29
Battery Tray Asbly. & Wire Harnesses - Vent Tray (3) 22NF Batteries	35
Battery Tray Assembly & Wire Harnesses - 22NF Batteries	33
Battery Tray Assembly & Wire Harnesses - GP24 Batteries	31
Battery Tray Assembly & Wire Harnesses - Invisible Super Low Tilt - 22NF Batteries	37
Battery Wire Harnesses - Sensor Proximity Switch - Extension Cables & Energy Chain - All Elevate Systems	26
Canes - Back - Attaching Hardware - ADJASBA Seats (12" - 16" W x 12" - 15" D) TRRO Option	142
Canes - Back - Attaching Hardware - ADJASBA Seats (12" - 16" W x 16" - 18" D) TRRO Option	144
Canes - Back - Attaching Hardware - ADJASBA Seats (12" - 16" W) (After 7/4/05)	140
Canes - Back - Attaching Hardware - ADJASBA Seats (16" - 24" W) (After 7/4/05)	149
Canes - Back - Attaching Hardware - ADJASBA Seats (16" - 24" W) TRRO Option	151
Canes - Back - Spreader Bars & Att. Hdwr. - ADJASBA Seats (12" - 16" W) (After 7/4/05)	138
Canes - Back - Spreader Bars & Att. Hdwr. - ADJASBA Seats (16" - 24" W) (After 7/4/05)	146
Canes - Back - Spreader Bars & Att. Hdwr. - ASBA Seats (12" - 24" W) (Before 7/5/05)	133
Caster & Forks - 6" Front & Rear	69
Cushions - Seat - Contoura Seating - ADJASBA Only	113
Electronics - MK5 ~PLEASE READ THIS SECTION~	14
Electronics - MK6i ~PLEASE READ THIS SECTION~	13

TABLE of CONTENTS

Description	Page Number
Fender Assembly - 2-Pole & 4-Pole Motors	78
Fender Assembly - GB Motors	80
Frame Finishes - Touch-Up Paints & Upholstery Options	7
Frames - Seat (12" - 15" W ASBA), (12" - 16" W ADJASBA Seats)	96
Frames - Seat ADJASBA - Seat Pan & Hdwr. (12" - 16" W) (After 7/4/05)	86
Frames - Seat ADJASBA Mtg. Hdwr. (12" - 16" W) Low S-T-F TRRO/TRBKTS Option	98
Frames - Seat ADJASBA Mtg. Hdwr. (16" - 24" W) High S-T-F (After 7/4/05)	108
Frames - Seat ADJASBA Mtg. Hdwr. (16" - 24" W) Low S-T-F (After 7/4/05)	102
Frames - Seat ADJASBA Mtg. Hdwr. (16" - 24" W) Low S-T-F TRRO/TRBKTS Option	104
Frames - Seat ADJASBA Mtg. Hdwr. (16" - 24" W) Med S-T-F (After 7/4/05)	106
Frames - Seat ADJASBA/ADJRECL - Seat Pan & Hdwr. (16" - 20" W x 16"-22" D) (After 7/4/05)	92
Frames - Seat ADJASBA/ADJRECL - Seat Pan & Hdwr. (20" - 24" W x 16" - 22" D) (After 7/4/05)	94
Frames - Seat ASBA & Hardware (12" - 15" W) (Before 7/5/05)	84
Frames - Seat ASBA & Hardware (16" - 24" W) (Before 7/5/05)	88
Frames - Seat ASBA & Hardware (16" - 24" W) Recliner (Before 7/5/05)	90
Frames - Seat ASBA Mounting Hardware (16" - 24" W) (Before 7/5/05)	100
Front Riggings ~PLEASE READ THIS SECTION~	173
Label Locations For TRRO & TRBKTS Options	11
Motors - 2-Pole - Gearbox & Mounting Hardware	57
Motors - 4-Pole - Gearbox & Mounting Hardware	59
Motors - GB Connector Covers	67

TABLE of CONTENTS

Description	Page Number
Motors - GB HD (TrueTrack) & Mounting Hardware	63
Packaging - Literature & Decals	9
Pivot Ratchet Assembly	55
Seat Pans & Mounting Hardware - ASBA Seats (Before 7/5/05)	110
Spring Mount Assembly - Rear	53
Stability Lock & Battery Box-To-Walking Beam Extension Spring Assembly	45
Swing Arm Assembly - Rear (After 4/25/05) w/ TCD Assist Spring - 4-Pole Motors	49
Swing Arm Assembly - Rear (After 4/25/05) w/ TCD Assist Spring - GB Motors	51
Swing Arm Assembly - Rear (Before 4/26/05)	47
TRRO & TRBKTS Option Clarification Reference	12
Upholstery - Back - Non-Recliner - Nylon	153
Upholstery - Back - Recliner - Nylon	155
Upholstery - Headrest & Pillows	157
Walking Beam Assembly (After 4/25/05)	43
Walking Beam Assembly (Before 4/26/05)	41
Warranty Replacement Parts	183
Wheel Lock Assembly - All Models	82
Wheels - Drive Wheels & Mounting Hardware - GB Motors (14" x 3")	76
Wheels - Drive Wheels & Mounting Hardware (12-1/2" x 2-1/4")	72
Wheels - Drive Wheels & Mounting Hardware (14" x 3")	74

A: READ THIS FIRST (THIS CATALOG IS DIFFERENT!)

TDX3,TDX3 SE,TDX4,TDX5
parts catalog information is now divided into three separate catalogs.

The Form Numbers and Cover Titles are listed below.

Form # 03-025

TDX3
TDX3 SE
TDX4
TDX5
Powered Wheelchairs

Form # 06-101

TDX3
TDX3 SE
TDX4
TDX5
Front Riggings & MK5 Electronics

Form # 06-110

MK6i Electronics
(MK6i was introduced on or about 10/9/06)

Use all three form numbers to order a “complete” Parts Catalog

Frame Finishes - Touch-Up Paints & Upholstery Options

Frame Finishes and Touch-Up Paint

Color Number	Part Number	Bottle Size	Frame Finish
08P	1031456-NLA	.6 oz.	Deep Purple
17P	1046319-NLA	.6 oz.	Cobalt Blue
22P	1033376-NLA	.6 oz.	Anthracite
24P	1031450-NLA	.6 oz.	Wet Black
29P	1031447-NLA	.6 oz.	White
30P	N/A	N/A	Sunny Yellow
33P	1031455-NLA	.6 oz.	Red
34P	1046327-NLA	.6 oz.	Flat Black
60P	N/A	N/A	Silver Metallic
61P	1046321-NLA	.6 oz.	Electric Red
62P	1046320-NLA	.6 oz.	Electric Blue
66P	1046322-NLA	.6 oz.	Electric Purple
69P	1101320-NLA	.6 oz.	Teflon Black
71P	N/A	N/A	Silver Vein
80P	1073892-NLA	.6 oz.	Evergreen with Navy
83P	1073895-NLA	.6 oz.	Royal Blue with Grape
84P	1073896-NLA	.6 oz.	Lavender
101P	1101325-NLA	.6 oz.	Jeweled Green
102P	1101327-NLA	.6 oz.	Denim Blue
103P	1101324-NLA	.6 oz.	Mocha Frost
104P	1101316-NLA	.6 oz.	Electric Teal
105P	1101326-NLA	.6 oz.	Midnight Blue
115P	1133371-NLA	.6 oz.	Black Prism
116P	1133372-NLA	.6 oz.	Sunkissed Orange
117P	1133373-NLA	.6 oz.	Tangerine Red
118P	1133374-NLA	.6 oz.	Fruit Fusion
119P	1133375-NLA	.6 oz.	Bubblegum Pink
120P	1133376-NLA	.6 oz.	Grape Madness
121P	1133377-NLA	.6 oz.	Lolly Pop Blue
122P	1133378-NLA	.6 oz.	Cosmic Blue
123P	1133379-NLA	.6 oz.	Celestial Purple
124P	1133380-NLA	.6 oz.	Vivid Violet
125P	1133381-NLA	.6 oz.	Emerald Green
126P	1133382-NLA	.6 oz.	Shamrock Green
127P	1133383-NLA	.6 oz.	Grasshopper Green

Frame Finishes - Touch-Up Paints & Upholstery Options

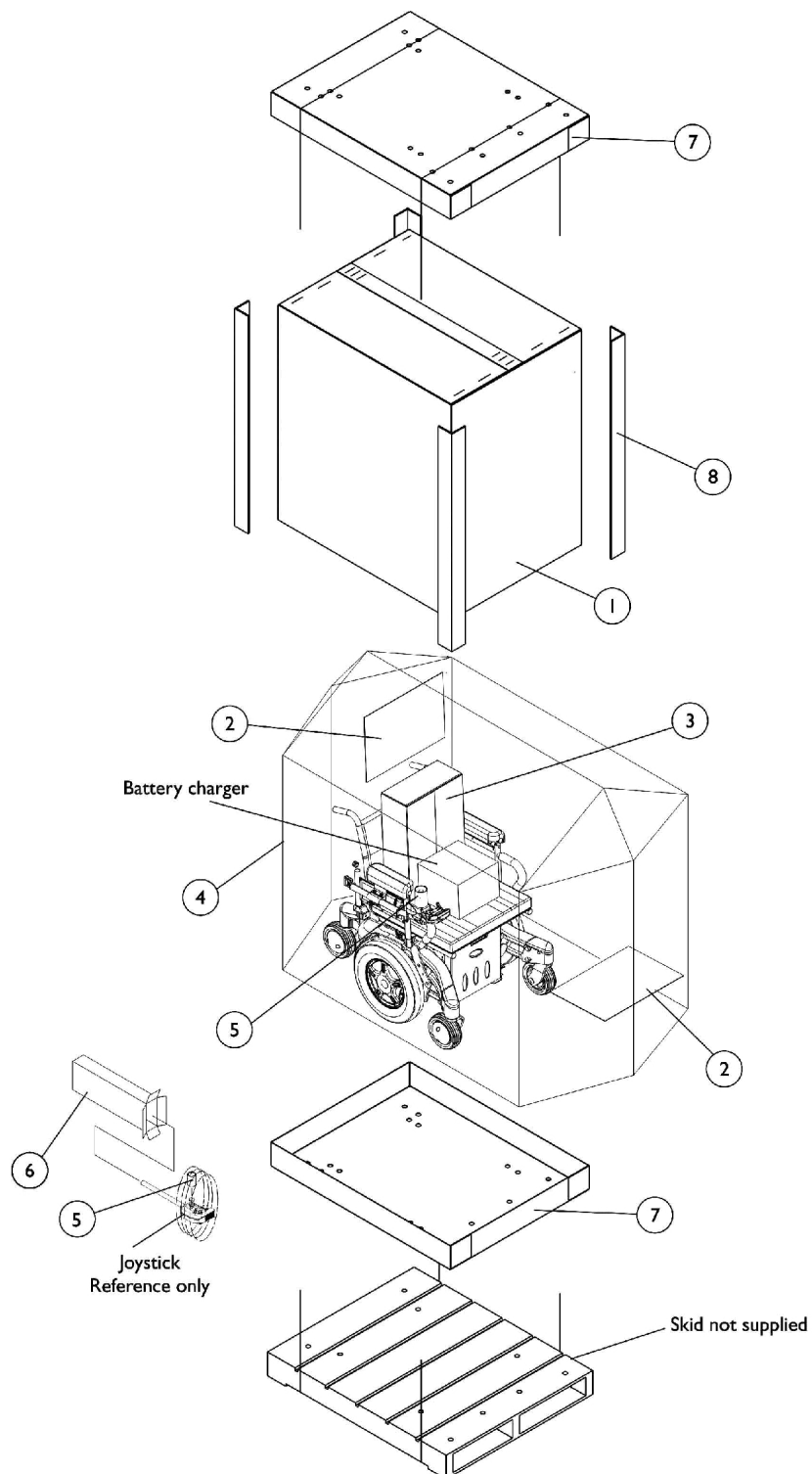
Sparkle Frame Finishes

Color Number	Frame Finish
88P	Wet Black with Twilight Sparkle

Upholstery Options

Nylon Color
U240 Black

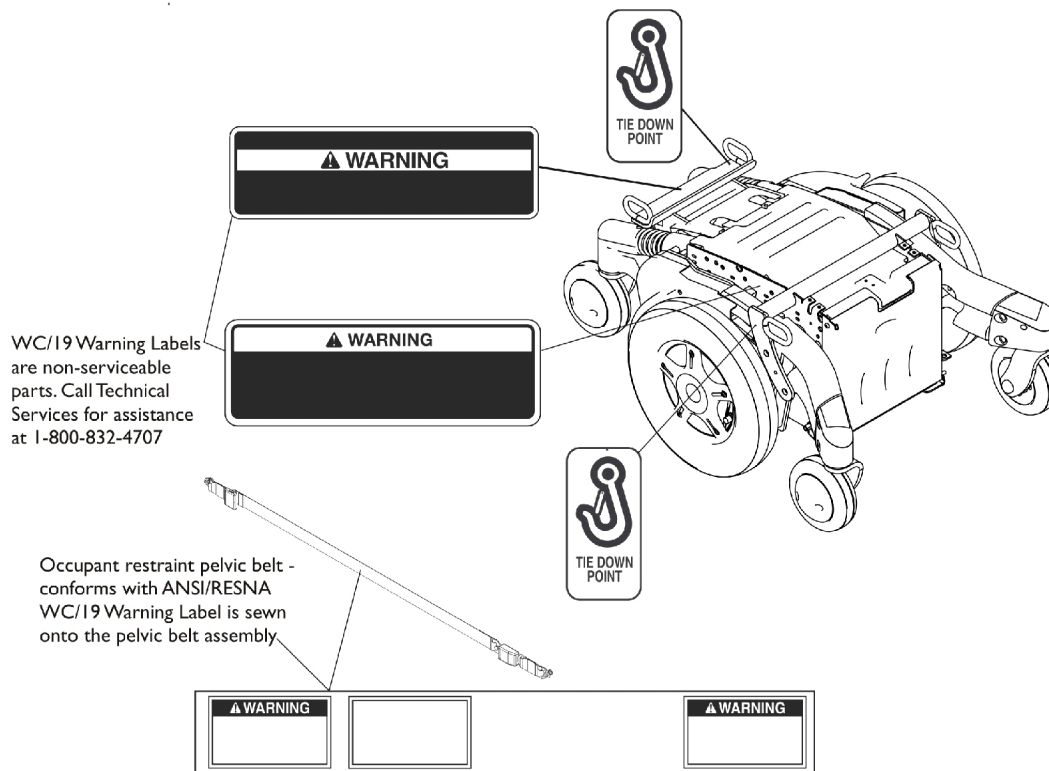
Packaging, Literature and Decals



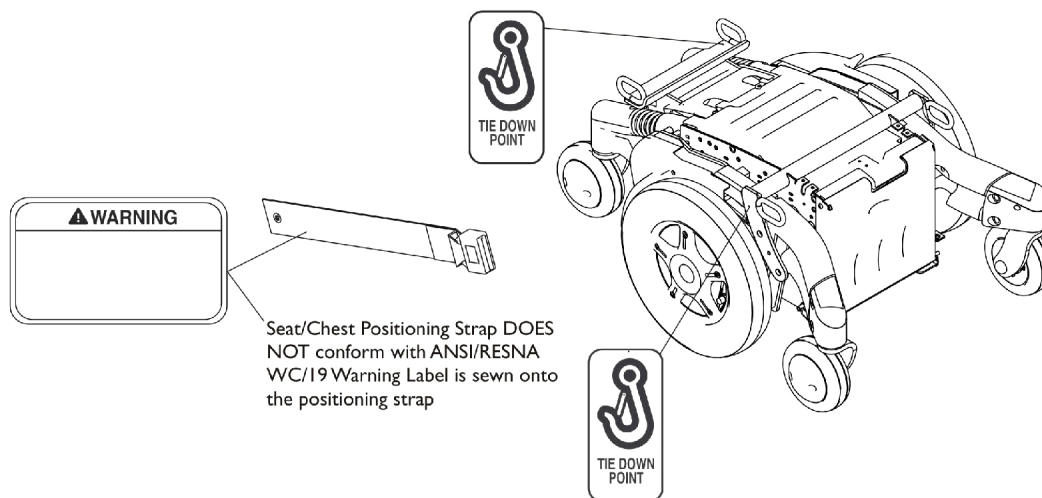
Packaging, Literature and Decals

Item Number	Note	Part Number	Description	Quantity Per	
				Package	Assembly
1	A	1030365	Carton, Cover	1	1
1	B	1030364	Carton, Cover	1	1
1	C	1031682	Carton, Cover	1	1
1	D	1036028	Carton, Cover	1	1
2		40131X161	Insert, Plain Pad	1	2
3		40131X011-NLA	NLA - Carton, Front Riggings	1	1
4		1015592	Bag, Poly (72" L x 35" W x 19" D)	1	1
5		1043198-NLA	NLA - Tube, Paper	1	1
6	K	1012001-NLA	NLA - Carton, Joystick	1	1
7	E	1030362	Carton, Tray	1	2
7	F	1036027	Carton, Tray	1	2
8	E	1115174	Carton, Corner Reinforcement	1	4
8	C	1129589-NLA	Carton, Corner Reinforcement	1	4
8	F	1129590-NLA	Carton, Corner Reinforcement	1	4
	G	00077X031-NLA	NLA - Warranty Card	1	1
	G	1114809-NLA	NLA - Owner's Manual, TDX w/ MK5 Electronics	1	1
	G	1143150-NLA	NLA - Owner's Manual, TDX Base w/ MK6i Electronics	1	1
	G,H	1117207-NLA	NLA - Decal, TDX 3, Yellow	1	2
	G,H,I	1144624	Decal, TDX 3, Black	1	2
	G,H	1146484-NLA	NLA - Decal, TDX 3 SE, Yellow	1	2
	G,H,I	1146485-NLA	NLA - Decal, TDX 3 SE, Black	1	2
	G,H	1117206-NLA	NLA - Decal, TDX 4, Yellow	1	2
	G,H,I	1144623	Decal, TDX 4, Black	1	2
	G,H	1117205-NLA	NLA - Decal, TDX 5, Yellow	1	2
	G,H,I	1144622	Decal, TDX 5, Black	1	2
	G,J	1083199-NLA	NLA - Label, Hook Tie-Down	1	4
<p>NOTE: A - Base only and all A.S.B.A. seat only models B - 12" Wide - 20" Wide A.S.B.A. seat with base models C - 16" Wide - 20" Wide A.S.B.A. seat with base models with medium and tall seat-to-floor heights D - 21" Wide - 24" Wide A.S.B.A. seat with base models E - 12" Wide - 20" Wide A.S.B.A. seat with base and base only models F - 21" Wide - 24" Wide A.S.B.A. seat with base models G - Not Shown H - Model Decal attaches to the walking beam assembly I - Black Decal is used whenever frame color 30P, Sunny Yellow is ordered. J - TRRO/TRBKTS Wheelchairs only K - Can use item #3 part #40131X011 as a Joystick Carton also.</p> <p>When adjusting or replacing parts, please refer to your Owner's Manual for assistance.</p>					

Label Locations For TRRO and TRBKTS Options



TRRO Option Label Locations



TRBKTS Option Label Locations

TRRO and TRBKTS Option Clarification Reference

TRRO and TRBKTS Option was introduced 12/19/05 as an On-Chair option only.

About Transport Ready Packages

TRRO includes four factory-installed transport brackets and a wheelchair anchored pelvic belt. **TRRO** has been crash-tested in accordance with ANSI/RESNA WC Vol. 1 Section 19 Frontal Impact Test requirements for wheelchairs with a 168 lb. Crash dummy, which corresponds to a person with weight of 114 to 209 lbs.

TRBKTS includes four factory-installed wheelchair transport brackets. **TRBKTS** has not been crash-tested in accordance with WC 19. Use these transport brackets only to secure an unoccupied wheelchair during transport.

Only use the transport brackets included with **TRRO** and **TRBKTS** for the purpose described in the appropriate Owner's Operator and Maintenance Manual.

Battery support brackets **MUST** be installed at all times. Otherwise, the wheelchair will not be WC/19 compliant. Refer to Removing/Installing the Batteries From/Into the Wheelchair in the appropriate Owner's Operator and Maintenance Manual.

As of this date, the Department of Transportation has not approved any tie-down systems for transportation of a user while in a wheelchair, in a moving vehicle of any type. It is Invacare's position that users of wheelchairs should be transferred into appropriate seating in vehicles for transportation and use be made of the restraints made available by the auto industry. Invacare cannot and does not recommend any wheelchair transportation systems.

NOTE: ANSI = American National Standards Institute, RESNA = Rehabilitation Engineering and Assistive Technology Society of North America.


MK6i Electronics

If you are looking for **MK6i™ Electronics** introduced to the
TDX™3, TDX™3 SE, TDX™4, and TDX™5
on or about 10/9/06

The parts catalog information is now divided into two separate catalogs.

Web Page

The MK6i™ Electronics information can be found on the Invacare web page by selecting “Electronics MK6i™” in the “Select Parts Catalog” drop down menu.



The screenshot shows the Invacare website's parts catalog selection interface. At the top left is the Invacare logo with the tagline "Yes, you can." Below it are three dropdown menus: "Select Product Group:" with "Power Wheelchairs & Scooters" selected, "Select Parts Catalog:" with "Electronics MK6i™" selected, and "Select Page In Catalog:" with "-Select-" selected. To the right of the third dropdown is a blue "Go" button. In the top right corner, there are links for "INVACARE HOME" and "NEW SEARCH". At the bottom, there is a section for "Catalog Literature:" with links for "Archived Parts Books" and "Complete Parts PDF".

Printed Catalog

The MK6i™ Electronics information can be found in printed copy at our Literature Fulfillment Center listed under form # 06-110 and titled “MK6i™ Electronics”.

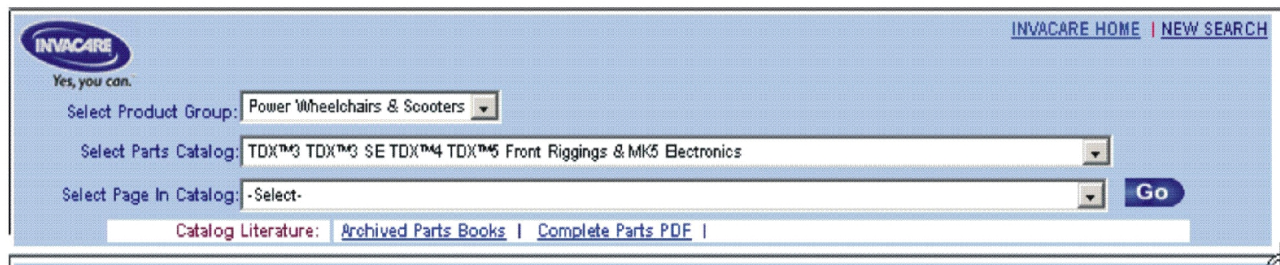
MK5 Electronics

If you are looking for **MK5 Electronics** in the
TDX™3, TDX™3 SE, TDX™4, and TDX™5
Parts Catalog,

The parts catalog information is now divided into three separate catalogs.

Web Page

The MK5 Electronics information can be found on the Invacare web page by selecting “TDX™3, TDX™3 SE, TDX™4, and TDX™5 Front Rigging & MK5 Electronics” in the “Select Parts Catalog” drop down menu.



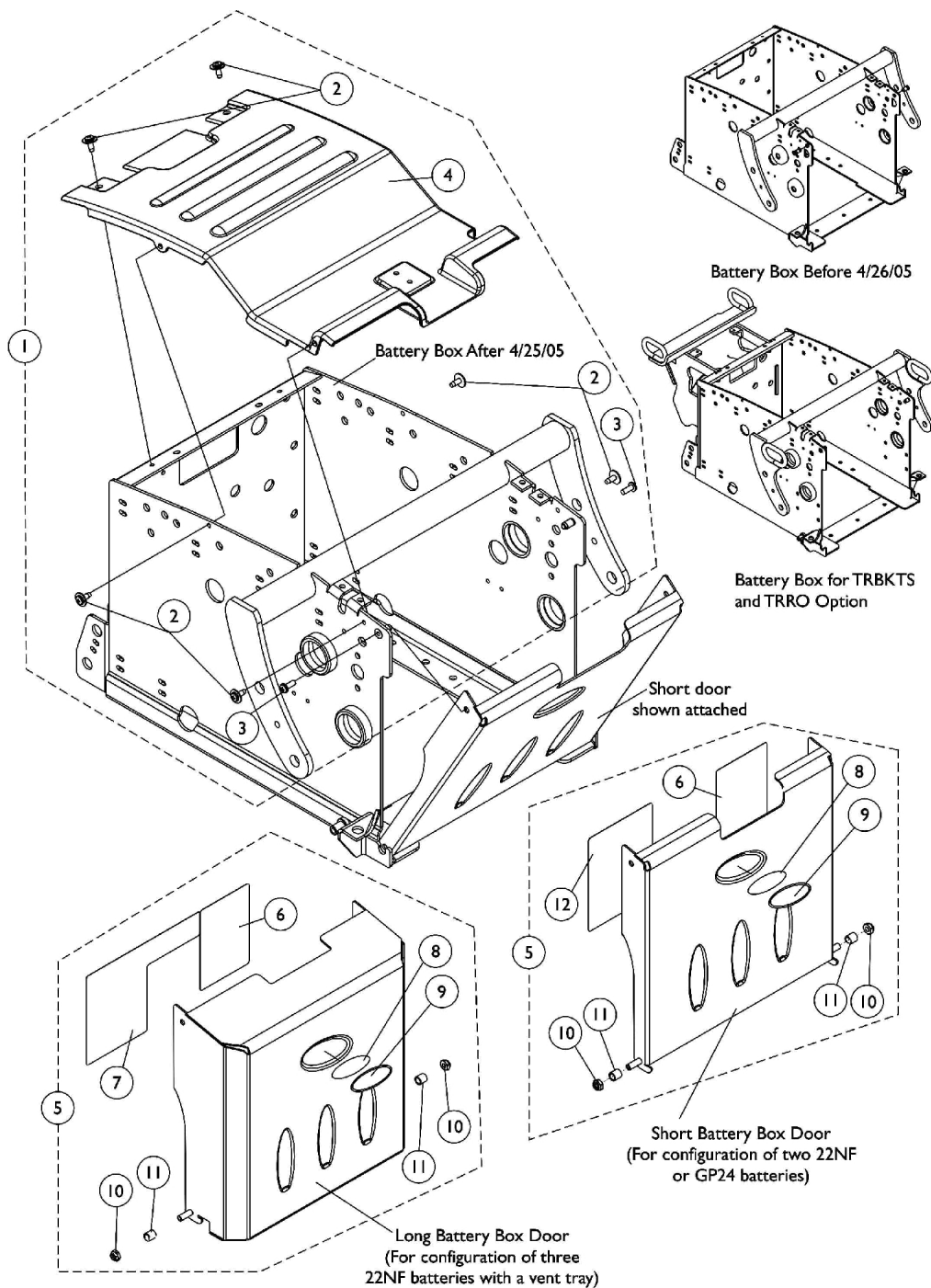
The screenshot shows the Invacare website's search interface. At the top left is the Invacare logo with the tagline "Yes, you can." To the right are links for "INVACARE HOME" and "NEW SEARCH". Below the logo is a "Select Product Group:" dropdown menu with "Power Wheelchairs & Scooters" selected. Underneath is a "Select Parts Catalog:" dropdown menu with "TDX™3 TDX™3 SE TDX™4 TDX™5 Front Rigging & MK5 Electronics" selected. Below that is a "Select Page In Catalog:" dropdown menu with "-Select-" selected. To the right of these dropdowns is a blue "Go" button. At the bottom of the search area, there is a "Catalog Literature:" section with links for "Archived Parts Books" and "Complete Parts PDF".

Printed Catalog

The MK5 Electronics information can be found in printed copy at our Literature Fulfillment Center listed under form # 06-101 and titled “TDX™3, TDX™3 SE, TDX™4, and TDX™5 Front Rigging & MK5 Electronics”.

Battery Box Hardware and Door Assembly

The Battery Boxes are non-serviceable parts in the field. Wheelchair must be returned to Invacare for repair. Call Technical Services for assistance (1-800-832-4707)



Battery Box Hardware and Door Assembly

The Battery Boxes are non-serviceable parts in the field. Wheelchair must be returned to Invacare for repair. Call Technical Services for assistance (1-800-832-4707)

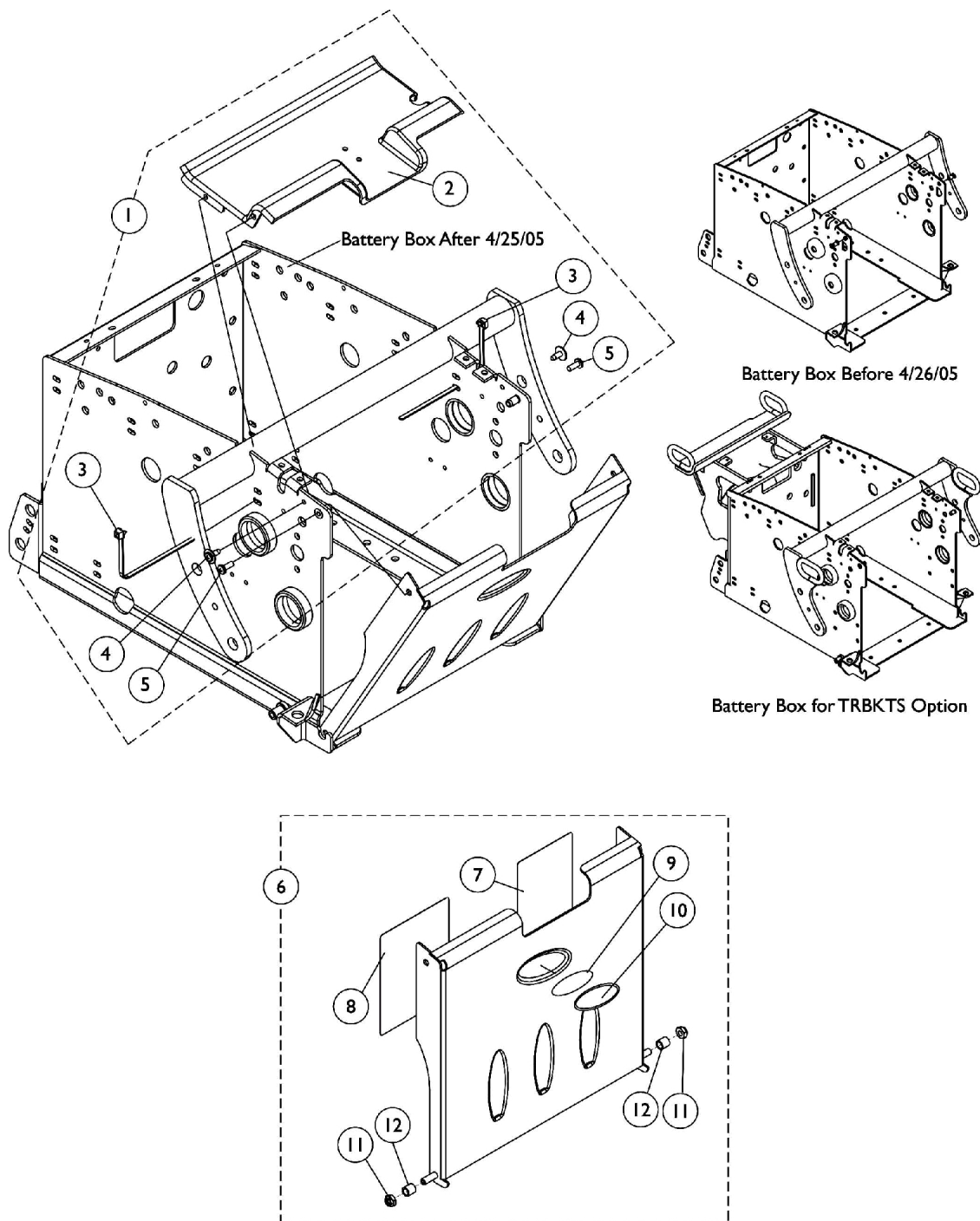
Item Number	Note	Part Number	Description	Quantity Per	
				Package	Assembly
1	A	1133026-NLA	NLA - Kit, Battery Box Hardware	1	1
2			Screw, Phillips Pan Head Tap (#10-32 x 1/2")	1	6
3			NLA - 3Screw, Socket Head (#10-32 x 1/2")	1	2
4			NLA - Cover, Battery Box Shroud	1	1
5	B,D,E	1113357-NLA	NLA - Kit, Battery Box Door Assembly, 22NF Short	1	1
6			NLA - Label, 22NF Terminal Configuration Warning	1	1
8			NLA - Decal, Blank Logo	1	1
9			NLA - Decal, Invacare Medallion - Large	1	1
10			Locknut (1/4-20)	1	2
11			NLA - Sleeve, Door Pivot	1	2
12			NLA - Label, 22NF Battery Install/Remove	1	1
5	B,D	1113127-NLA	NLA - Kit, Battery Box Door Assembly, GP24 Short	1	1
6			NLA - Label, Terminal Configuration Warning, GP24	1	1
8			NLA - Decal, Blank Logo	1	1
9			NLA - Decal, Invacare Medallion - Large	1	1
10			Locknut (1/4-20)	1	2
11			NLA - Sleeve, Door Pivot	1	2
12			Label, Battery Install/Remove, GP24	1	1
5	C,D	1121072-NLA	Kit, Battery Box Door Assembly, 22NF Long (For Vent)	1	1
6			NLA - Label, 22NF Terminal Configuration Warning	1	1
7			NLA - Label, 3 Battery Configuration Warning	1	1
8			NLA - Decal, Blank Logo	1	1
9			NLA - Decal, Invacare Medallion - Large	1	1
10			Locknut (1/4-20)	1	2
11			NLA - Sleeve, Door Pivot	1	2

NOTE: A - Includes Battery Box Door along w/ Items 2-4.
 B - Includes Battery Box Door along w/ Items 6 and 8-12.
 C - Includes Battery Box Door along w/ Items 6-11.
 D - Blank Logo Decal is no longer available and no longer required for item number 9 Invacare Medallion Decal.
 E - Part number 1114826 is no longer available from the Invacare Service Parts Department. Refer to the Invacare Website under "Product Literature Search". Enter the part number in the "Keywords" field and download a free PDF version copy.

Battery Box Hardware and Door Assembly

For Formula Invisible Super Low Tilt Seating

The Battery Boxes are non-serviceable parts in the field. Wheelchair must be returned to Invacare for repair. Call Technical Services for assistance (1-800-832-4707)



Battery Box Hardware and Door Assembly

For Formula Invisible Super Low Tilt Seating

The Battery Boxes are non-serviceable parts in the field. Wheelchair must be returned to Invacare for repair. Call Technical Services for assistance (1-800-832-4707)

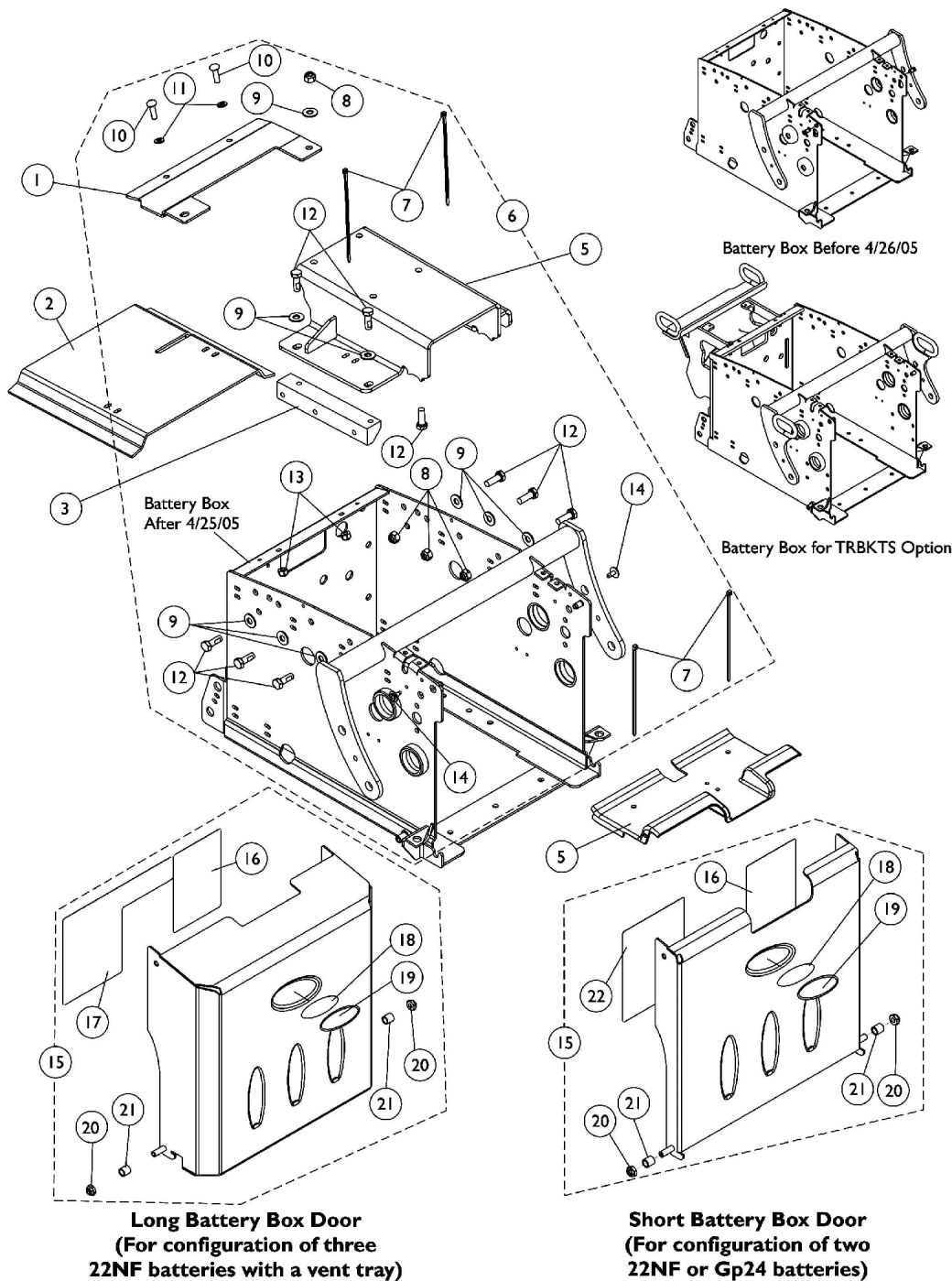
Item Number	Note	Part Number	Description	Quantity Per	
				Package	Assembly
1	A	1133027-NLA	Kit, Battery Box Hardware, 22NF Short Super Low	1	1
2			NLA - Shroud, Battery Box	1	1
3			Tie Wrap (11-1/2" L)	1	2
4			Screw, Phillips Pan Head Tap (#10-32 x 1/2")	1	2
5			NLA - 3Screw, Socket Head (#10-32 x 1/2")	1	2
6	B,C	1120248-NLA	Kit, Battery Box Door Assembly, 22NF Short Super Low	1	1
7			NLA - Label, 22NF Terminal Configuration Warning	1	1
8			NLA - Label, 22NF Battery Install/Remove	1	1
9			NLA - Decal, Blank Logo	1	1
10			NLA - Decal, Invacare Medallion - Large	1	1
11			Locknut (1/4-20)	1	2
12			NLA - Sleeve, Door Pivot	1	2
NOTE: A - Includes items 2-5 B - Blank Logo Decal is no longer available and no longer required for item number 10 Invacare Medallion Decal. C - Includes items 7-12					

Battery Box Hardware and Door Assembly

Non-Elevate

For Formula Conventional and Contoura Seating

The Battery Boxes are non-serviceable parts in the field. Wheelchair must be returned to Invacare for repair. Call Technical Services for assistance (1-800-832-4707)



Battery Box Hardware and Door Assembly

Non-Elevate

For Formula Conventional and Contoura Seating

The Battery Boxes are non-serviceable parts in the field. Wheelchair must be returned to Invacare for repair. Call Technical Services for assistance (1-800-832-4707)

Item Number	Note	Part Number	Description	Quantity Per	
				Package	Assembly
1	E	1128731-NLA	NLA - Bracket, Frame Stiffener, Black	1	1
2	F	See Note	See Footnote	1	1
3		1125639-NLA	NLA - Block, Side Support	1	1
4		1124668-NLA	NLA - Shroud, Front Battery Box	1	1
5	E	1128729-NLA	NLA - Bracket, Seat Frame Mounting, Black LOW 0° = 18" STF; 5° = (19-3/4" STF For 16-19" Deep) or (21-1/4" STF For 20-22" Deep)	1	1
5	E	1128730-NLA	NLA - Bracket, Seat Frame Mounting, Black TALL 0° = 19-1/4" STF; 5° = (21" STF For 16-19" Deep) or (21-1/4" STF For 20-22" Deep)	1	1
6	A	1125738-NLA	NLA - Kit, Non-Elevate Battery Box Assembly Hardware	1	1
7			Tie Wrap (5-5/8" L)	1	4
8			Locknut (5/16-18)	1	4
9			Washer, Steel (5/16 x 3/4 x 1/16")	1	9
10			NLA - Bolt, Hex Head Cap (1/4-20 x 3/4")	1	2
11			Washer (1/4 x 1/2 x 1/16")	1	2
12			NLA - Screw, Hex Head w/ Patch (5/16-18 x 7/8")	1	9
13			Locknut (1/4-20)	1	2
14			Screw, Phillips Pan Head Tap (#10-32 x 1/2")	1	2
15	B,D,G	1113357	NLA - Kit, Battery Box Door Assembly, 22NF Short	1	1
16			NLA - Label, 22NF Terminal Configuration Warning	1	1
18			NLA - Decal, Blank Logo	1	1
19			NLA - Decal, Invacare Medallion - Large	1	1
20			Locknut (1/4-20)	1	2
21			NLA - Sleeve, Door Pivot	1	2
22			NLA - Label, 22NF Battery Install/Remove	1	1
15	B,D	1113127-NLA	NLA - Kit, Battery Box Door Assembly, GP24 Short	1	1
16			NLA - Label, Terminal Configuration Warning, GP24	1	1
18			NLA - Decal, Blank Logo	1	1
19			NLA - Decal, Invacare Medallion - Large	1	1
20			Locknut (1/4-20)	1	2
21			NLA - Sleeve, Door Pivot	1	2
22			Label, Battery Install/Remove, GP24	1	1
15	C,D	1121072-NLA	Kit, Battery Box Door Assembly, 22NF Long (For Vent)	1	1
16			NLA - Label, 22NF Terminal Configuration Warning	1	1
17			NLA - Label, 3 Battery Configuration Warning	1	1
18			NLA - Decal, Blank Logo	1	1
19			NLA - Decal, Invacare Medallion - Large	1	1
20			Locknut (1/4-20)	1	2

Battery Box Hardware and Door Assembly

Non-Elevate

For Formula Conventional and Contoura Seating

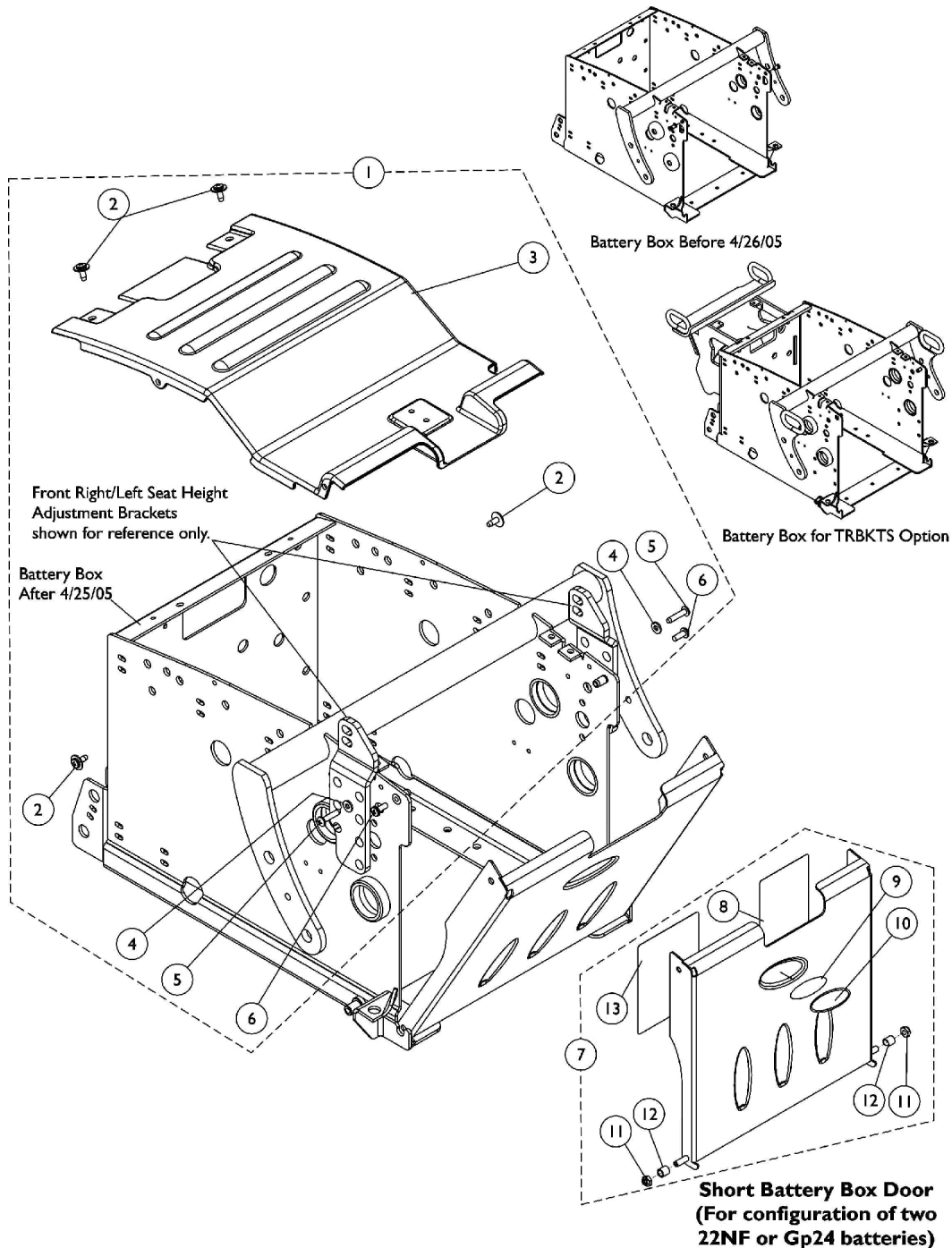
The Battery Boxes are non-serviceable parts in the field. Wheelchair must be returned to Invacare for repair. Call Technical Services for assistance (1-800-832-4707)

Item Number	Note	Part Number	Description	Quantity Per	
				Package	Assembly
21			NLA - Sleeve, Door Pivot	1	2
NOTE: A - Includes Battery Box Door w/ Items 7-14. B - Includes Battery Box Door w/ Items 16 and 18-22. C - Includes Battery Box Door w/ Items 16-21. D - Blank Logo Decal is no longer available and no longer required for item number 19 Invacare Medallion Decal. E - Chairs manufactured before 8/30/04 must have items 1 and 5 ordered together in order for the mounting holes to line up properly F - No longer available as a service part. G - Part number 1114826 is no longer available from the Invacare Service Parts Department. Refer to the Invacare Website under "Product Literature Search". Enter the part number in the "Keywords" field and download a free PDF version copy.					

Battery Box Hardware and Door Assembly

For Formula PTO Plus Seating

The Battery Boxes are non-serviceable parts in the field. Wheelchair must be returned to Invacare for repair. Call Technical Services for assistance (1-800-832-4707)



Battery Box Hardware and Door Assembly

For Formula PTO Plus Seating

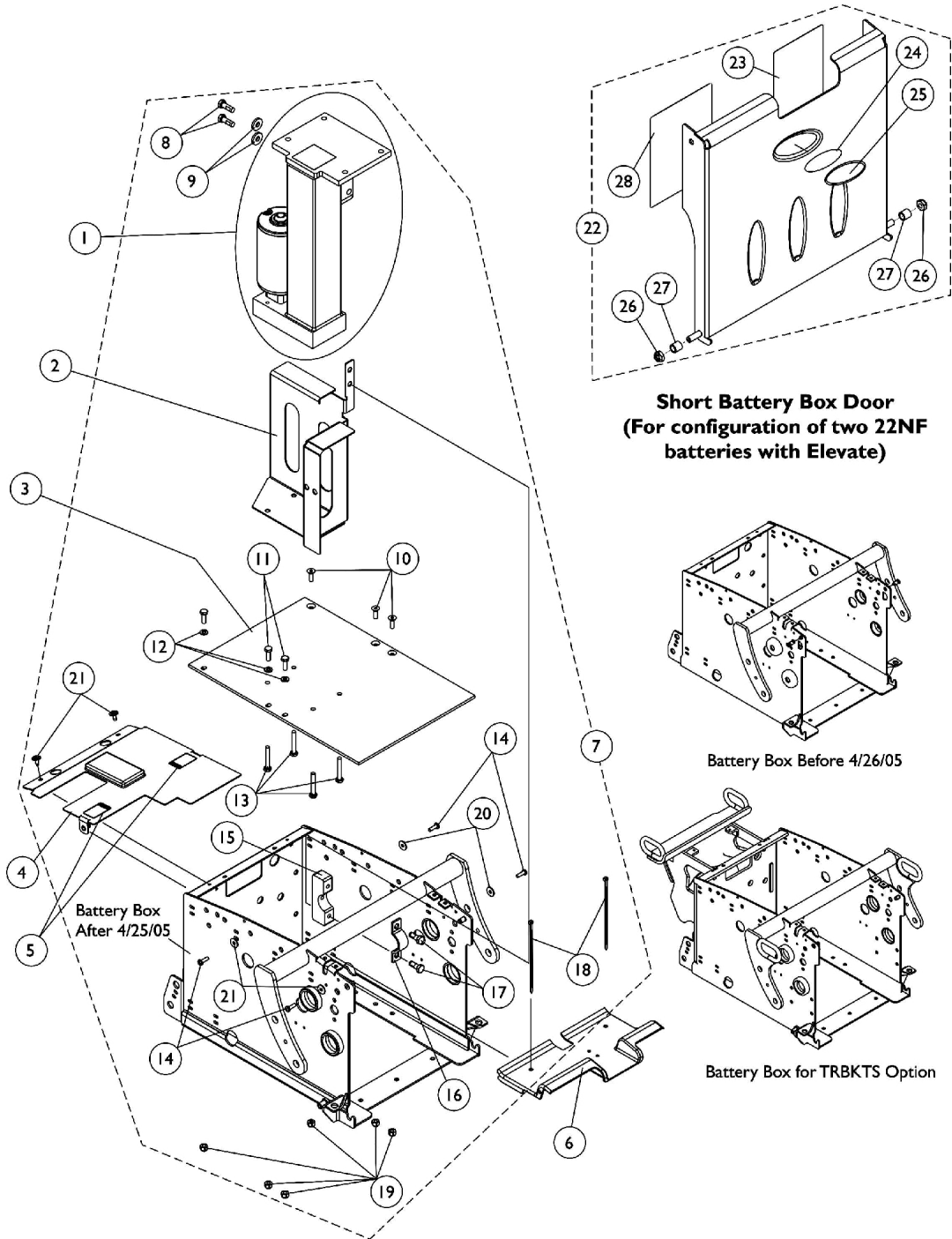
The Battery Boxes are non-serviceable parts in the field. Wheelchair must be returned to Invacare for repair. Call Technical Services for assistance (1-800-832-4707)

Item Number	Note	Part Number	Description	Quantity Per	
				Package	Assembly
1	A	1133030-NLA	NLA - Kit, Battery Box Hardware For PTO Plus	1	1
2			Screw, Phillips Pan Head Tap (#10-32 x 1/2")	1	4
3			NLA - Cover, Battery Box Shroud	1	1
4			Washer, Steel (3/16 x 7/16 x 1/16")	1	2
5			NLA - Screw, Phillips Pan Head (#10-32 x 7/8")	1	2
6			NLA - 3Screw, Socket Head (#10-32 x 1/2")	1	2
7	B,C,D	1113357	NLA - Kit, Battery Box Door Assembly, 22NF Short	1	1
8			NLA - Label, 22NF Terminal Configuration Warning	1	1
9			NLA - Decal, Blank Logo	1	1
10			NLA - Decal, Invacare Medallion - Large	1	1
11			Locknut (1/4-20)	1	2
12			NLA - Sleeve, Door Pivot	1	2
13	B,C	1113127-NLA	NLA - Label, 22NF Battery Install/Remove	1	1
7			NLA - Kit, Battery Box Door Assembly, GP24 Short	1	1
8			NLA - Label, Terminal Configuration Warning, GP24	1	1
9			NLA - Decal, Blank Logo	1	1
10			NLA - Decal, Invacare Medallion - Large	1	1
11			Locknut (1/4-20)	1	2
12			NLA - Sleeve, Door Pivot	1	2
13			Label, Battery Install/Remove, GP24	1	1
NOTE: A - Includes items 2-6 B - Includes items 8-13 C - Blank Logo Decal is no longer available and no longer required for item number 10 Invacare Medallion Decal. D - Part number 1114826 is no longer available from the Invacare Service Parts Department. Refer to the Invacare Website under "Product Literature Search". Enter the part number in the "Keywords" field and download a free PDF version copy.					

Battery Box Hardware, Door Assembly, Elevate Actuator Elevate

For Formula A.S.B.A., Conventional and Contoura Seating

The Battery Boxes are non-serviceable parts in the field. Wheelchair must be returned to Invacare for repair. Call Technical Services for assistance (1-800-832-4707)



Battery Box Hardware, Door Assembly, Elevate Actuator

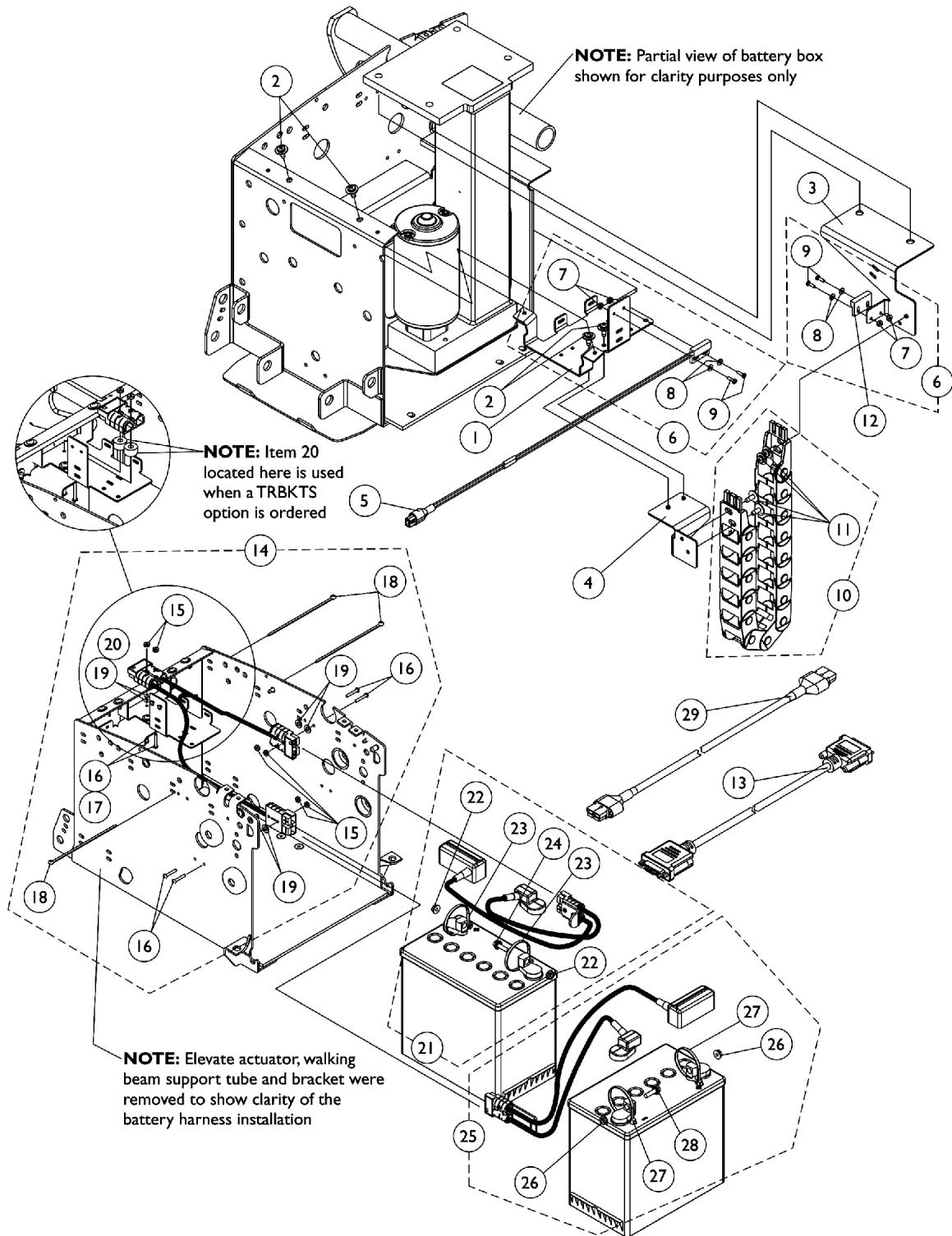
Elevate

For Formula A.S.B.A., Conventional and Contoura Seating

The Battery Boxes are non-serviceable parts in the field. Wheelchair must be returned to Invacare for repair. Call Technical Services for assistance (1-800-832-4707)

Item Number	Note	Part Number	Description	Quantity Per	
				Package	Assembly
1	A	1122258-NLA	NLA - Elevating Actuator Assembly	1	1
2		1124653-NLA	NLA - Bracket, Elevate, Black	1	1
3		1124670	Plate, Battery Box Bottom	1	1
4		1124721-NLA	NLA - Shroud w/ Decals, Elevate, Battery Box	1	1
5		1079203	Decal, Warning Pinch Point	1	2
6		1124668-NLA	NLA - Shroud, Front Battery Box	1	1
7		1125739	NLA - Kit, Battery Box Assembly Hardware Elevate	1	1
8			NLA - Screw, Hex Head w/ Patch (5/16-18 x 7/8")	1	2
9			Washer, Flat (21/64 x 53/64 x 7/64")	1	2
10			Screw, Socket Flat Head (1/4-20 x 3/4")	1	3
11			NLA - Bolt, Hex Head Cap (1/4-20 x 3/4")	1	3
12			Washer (1/4 x 1/2 x 1/16")	1	3
13			Screw, Hex Head (1/4-20 x 1-5/8")	1	4
14			Screw, Phillips Pan Head (#10-32 x 5/8")	1	4
15			NLA - Bracket, Upper Seat, Front, Black	1	1
16			NLA - Bracket, Lower Seat, Front, Black	1	1
17			Screw, Hex Head w/ Patch (5/16-18 x 3/4")	1	2
18			NLA - Package, Tie Wrap (5-5/8" L)	1	2
19			Locknut (1/4-20)	1	6
20			Washer, Flat (3/16 x 5/8 x 1/16")	1	4
21			Screw, Phillips Pan Head Tap (#10-32 x 1/2")	1	2
22	B,C	1125776	Kit, Battery Box Door Elevate Assembly, 22NF Short	1	1
23			NLA - Label, 22NF Terminal Configuration Warning	1	1
24			NLA - Decal, Blank Logo	1	1
25			NLA - Decal, Invacare Medallion - Large	1	1
26			Locknut (1/4-20)	1	2
27			NLA - Sleeve, Door Pivot	1	2
28			NLA - Decal, Warning, Battery Install	1	1
NOTE: A - Includes items 8-21 B - Includes items 23-28 C - Blank Logo Decal is no longer available and no longer required for item number 25 Invacare Medallion Decal.					

Battery Wire Harnesses, Sensor Proximity Switch, Extension Cables and Energy Chain For All Elevate Systems



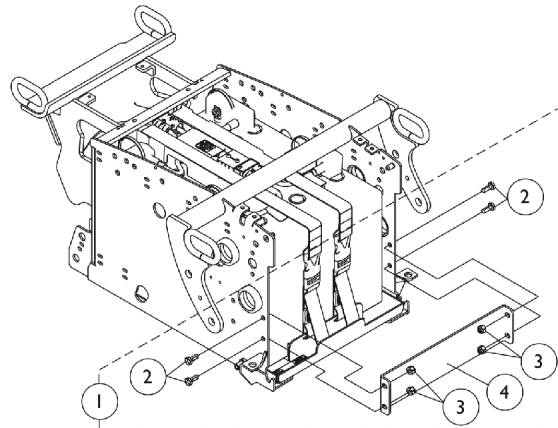
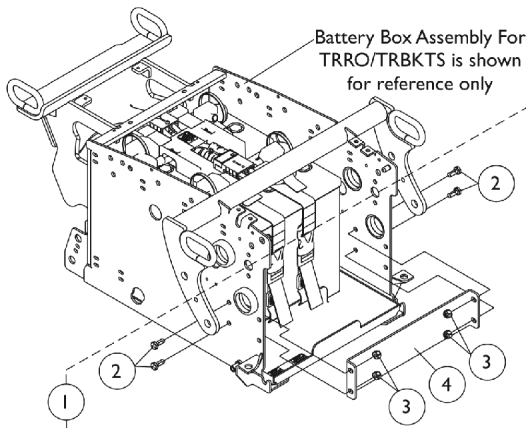
Battery Wire Harnesses, Sensor Proximity Switch, Extension Cables and Energy Chain For All Elevate Systems

Item Number	Note	Part Number	Description	Quantity Per	
				Package	Assembly
1		1124657-NLA	NLA - Bracket, Wire Harness Mounting, Black	1	1
2		1114308	Screw, Phillips Pan Head Tap (#10-32 x 1/2")	1	4
3		1124654-NLA	NLA - Bracket, Upper Energy Chain Mounting, Black	1	1
4		1124655-NLA	NLA - Bracket, Lower Energy Chain Mounting, Black	1	1
5		1122586	Sensor, Proximity Switch (30 1/4" L)	1	1
6	A	1125742	NLA - Kit, Sensor Proximity/Actuator Switch Mounting Hardware	1	1
7			Nut, Hex Keps (#4-40)	1	2
8			NLA - Washer, Plain (1/8 x 5/16 x 1/32")	1	2
9			NLA - Screw, Phillips Pan Head (#4-40 x 3/8")	1	2
10	F	1125745	Kit, Energy Chain with Mounting Hardware	1	1
11			Screw, Phillips Pan Head Tap (#10-32 x 1/2")	1	2
12		1024001	Sensor, Actuator Switch	1	1
13		1123277-NLA	NLA - Cable, Joystick Extension (48")	1	1
14	B	1125743-NLA	Kit, Battery Harness with Mounting Hardware, Elevate	1	1
15			NLA - Nut, Keps (#6-32)	1	6
16			NLA - Screw, Phillips Pan Head (#6-32 x 7/8")	1	6
18			Tie Wrap (5-5/8" L)	1	3
19			Washer (1/4 x 1/2 x 1/16")	1	4
14	C	1141968-NLA	NLA - Kit, Battery Harness with Mounting Hardware, Elevate with TRBKTS option	1	1
15			NLA - Nut, Keps (#6-32)	1	6
16			NLA - Screw, Phillips Pan Head (#6-32 x 7/8")	1	4
17			NLA - Screw, Phillips Pan Head (#6-32 x 1-1/8")	1	2
18			Tie Wrap (5-5/8" L)	1	3
19			Washer (1/4 x 1/2 x 1/16")	1	4
20			NLA - Spacer (1/4 x 5/8 x 3/8")	1	2
21	D	See Note	See Footnote	1	1
22		16721X000	Locknut (1/4-20)	1	2
23		1095502-NLA	NLA - Package, Tie Wrap (11-1/2" L)	10	1
24		1096799-NLA	NLA - Screw, Hex Flange Whiz Lock (1/4-20 x 7/8")	1	1
25	E	1125741-NLA	NLA - Kit, Front Battery Harness with Terminal Hardware	1	1
26			Locknut (1/4-20)	1	2
27			Tie Wrap (11-1/2" L)	1	4
28			NLA - Screw, Hex Flange Whiz Lock (1/4-20 x 7/8")	1	2
29		1126173	Harness, Elevate Actuator Extension	1	1

Battery Wire Harnesses, Sensor Proximity Switch, Extension Cables and Energy Chain For All Elevate Systems

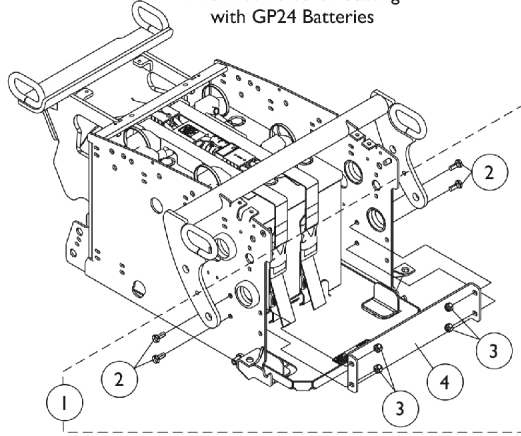
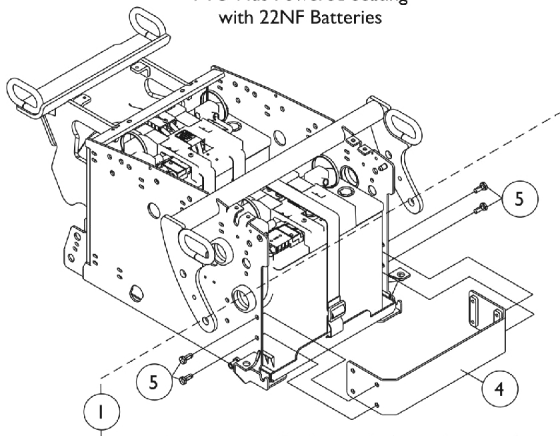
NOTE: A - Includes items 7-9
B - Includes the Battery Harness and items 15, 16, 18 and 19
C - Includes the Battery harness and items 15-20
D - Rear Battery Harness Kit that included the Rear Battery Harness is no longer available as a service part.
E - Includes the Front Battery Harness and items 26-28
F - Includes the Energy Chain and item 11

Battery Support Bracket Assembly For TRBKTS Option



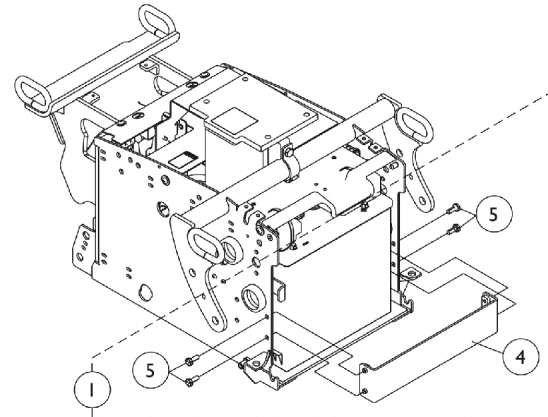
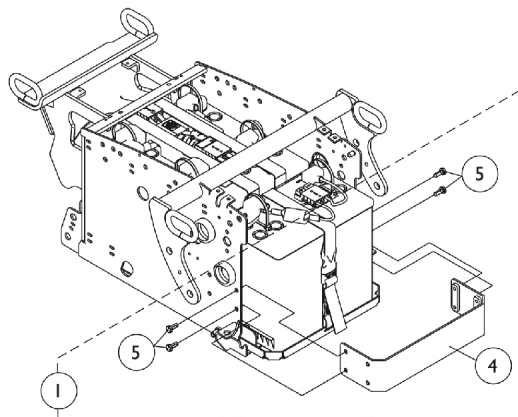
Battery Support Bracket Assembly
For ADJASBA Non-Powered Seating and
PTO Plus Powered Seating
with 22NF Batteries

Battery Support Bracket Assembly
For ADJASBA Non-Powered Seating and
PTO Plus Powered Seating
with GP24 Batteries



Battery Support Bracket Assembly
For Invisible Super Low Tilt System with 22NF Batteries

Battery Support Bracket Assembly
For Vent "Ready" System with 22NF Batteries



Battery Support Bracket Assembly
For Vent "Option" System with 22NF Batteries

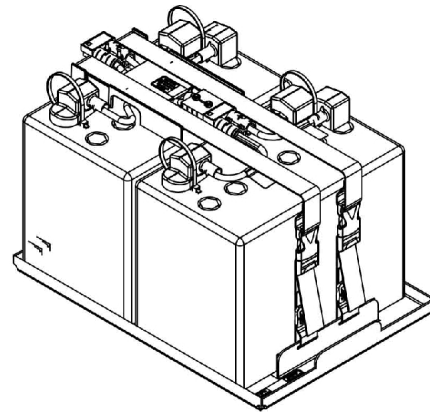
Battery Support Bracket Assembly
For Elevate "Option" System with 22NF Batteries

Battery Support Bracket Assembly For TRBKTS Option

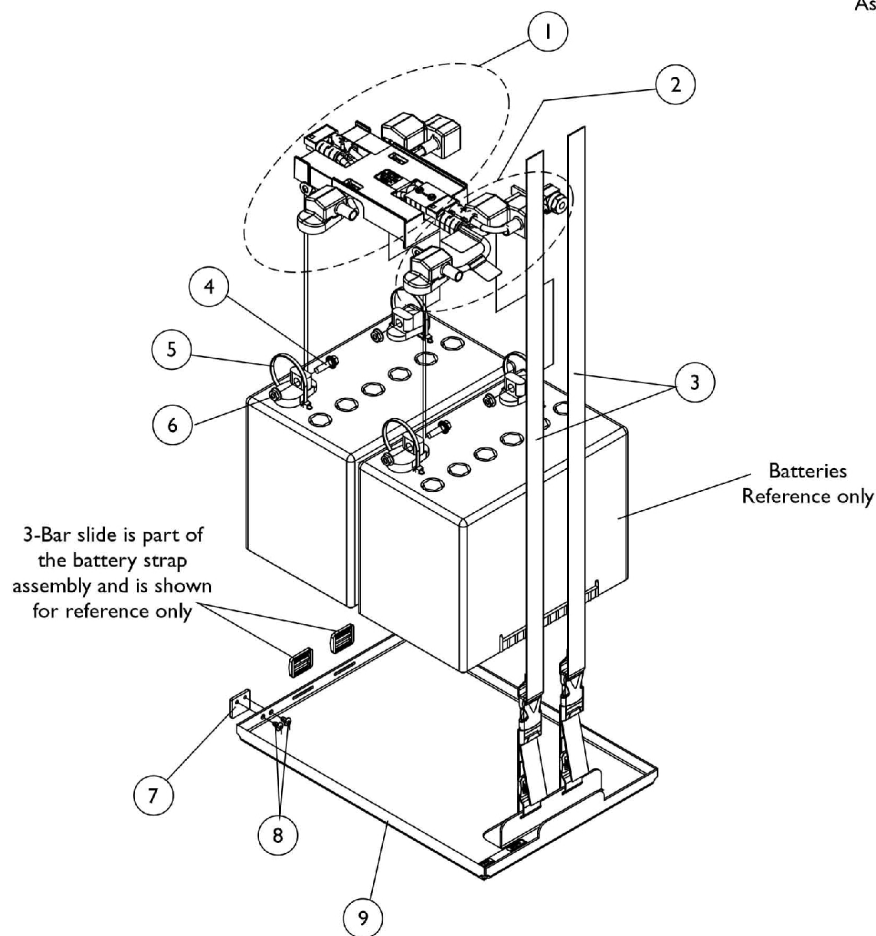
Item Number	Note	Part Number	Description	Quantity Per	
				Package	Assembly
1	A,C	1139537-NLA	NLA - Kit, Battery Support Bracket Assembly - For 22NF Batteries	1	1
2			Screw, Hex Head w/ Patch (1/4-20 x 1/2")	1	4
3			Locknut (1/4-20)	1	4
4			Bracket, Battery Support, Black	1	1
1	A,D	1139538-NLA	NLA - Kit, Battery Support Bracket Assembly - For GP24 Batteries	1	1
2			Screw, Hex Head w/ Patch (1/4-20 x 1/2")	1	4
3			Locknut (1/4-20)	1	4
4			Bracket, Battery Support, Black	1	1
1	B	1139539-NLA	NLA - Kit, Battery Support Bracket Assembly - For Invisible Super Low Tilt System w/ 22NF Batteries	1	1
4			Bracket, Battery Support, Black	1	1
5			Screw, Hex Head w/ Patch (1/4-20 x 1/2")	1	4
1	A	1139540-NLA	Kit, Battery Support Bracket Assembly - For Vent "Ready" System w/ 22NF Batteries	1	1
2			Screw, Hex Head w/ Patch (1/4-20 x 5/8")	1	4
3			Locknut (1/4-20)	1	4
4			Bracket, Battery Support, Black	1	1
1	B	1139541-NLA	NLA - Kit, Battery Support Bracket Assembly - For Vent "Option" System w/ 22NF Batteries	1	1
4			Bracket, Battery Support, Black	1	1
5			Screw, Hex Head w/ Patch (1/4-20 x 1/2")	1	4
1	B	1139867-NLA	Kit, Battery Support Bracket Assembly - For Elevate "Option" System w/ 22NF Batteries	1	1
4			Bracket, Battery Support, Black	1	1
5			Screw, Hex Head w/ Patch (1/4-20 x 1/2")	1	4
NOTE: A - Includes items 2 thru 4. B - Includes items 4 and 5. C - Used for ADJASBA Non-Powered Seating and PTO Plus Powered Seating for 22NF Batteries D - Used for ADJASBA Non-Powered Seating and PTO Plus Powered Seating for GP24 Batteries					

Battery Tray Assembly and Wire Harnesses

GP24 Batteries



Assembled View

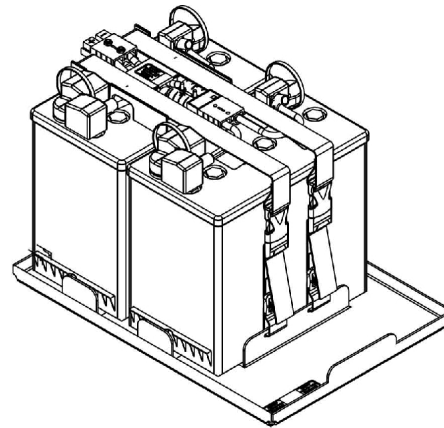


Battery Tray Assembly and Wire Harnesses GP24 Batteries

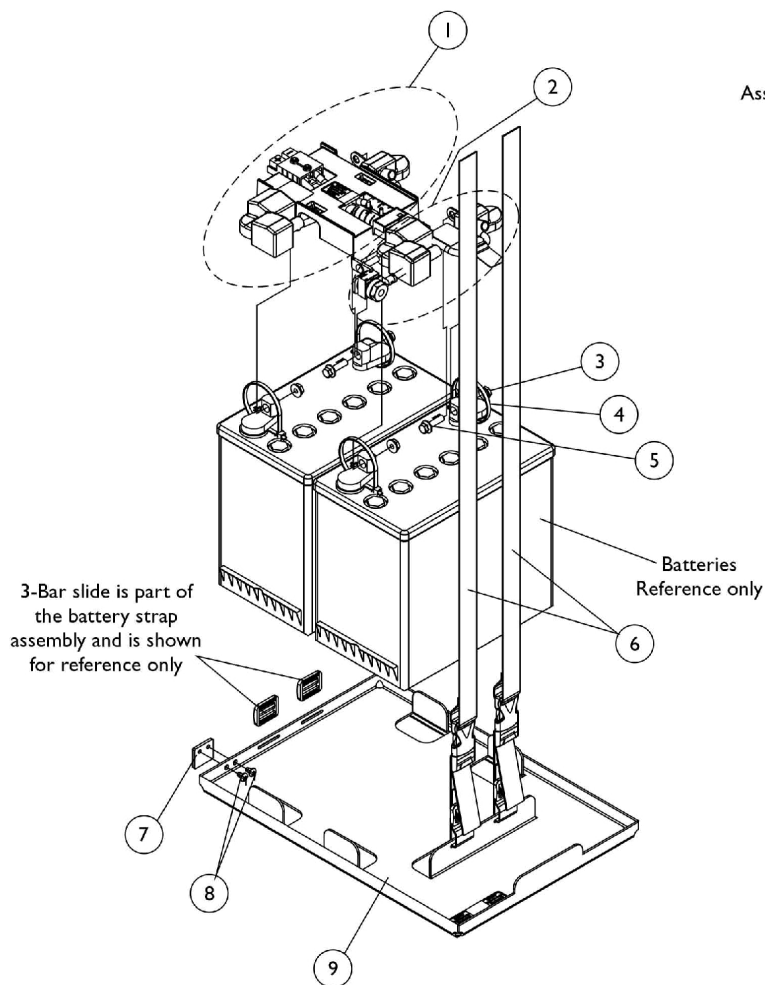
Item Number	Note	Part Number	Description	Quantity Per	
				Package	Assembly
1	A,B	1120366	Harness, Battery Wire with Terminal Hardware, GP24, Rear	1	1
2	A,B	1120365	Harness, Battery Wire with Terminal Hardware, GP24, Front	1	1
3		1121124-NLA	NLA - Battery Strap Assembly, 22NF and GP24	1	2
4		1096799-NLA	NLA - Screw, Hex Flange Whiz Lock (1/4-20 x 7/8")	1	2
5		1095502-NLA	NLA - Package, Tie Wrap (11-1/2" L)	10	6
6		16721X000	Locknut (1/4-20)	1	4
7		1117186-NLA	NLA - Bracket, Battery Tray Stop, Black	1	1
8		90017X000-NLA	NLA - Screw, Phillips Pan Head (#10-32 x 5/16")	1	2
9	C	1120364-NLA	NLA - Battery Tray Assembly, TDX GP24	1	1
	D	1144611	Strip, Self Adhesive Wear (2-1/2' L x 1/2" W)	1	1
NOTE: A - Individual components are not available for the battery wire harnesses B - Includes items 4-6 C - Includes items 3, 7 and 8 D - Not Shown. The Self Adhesive Wear Strip is attached to the bottom side of the Battery Tray on both sides to allow removal from the Battery Box easier. One strip will accommodate both sides. Cut strip to desired length.					

Battery Tray Assembly and Wire Harnesses

22NF Batteries



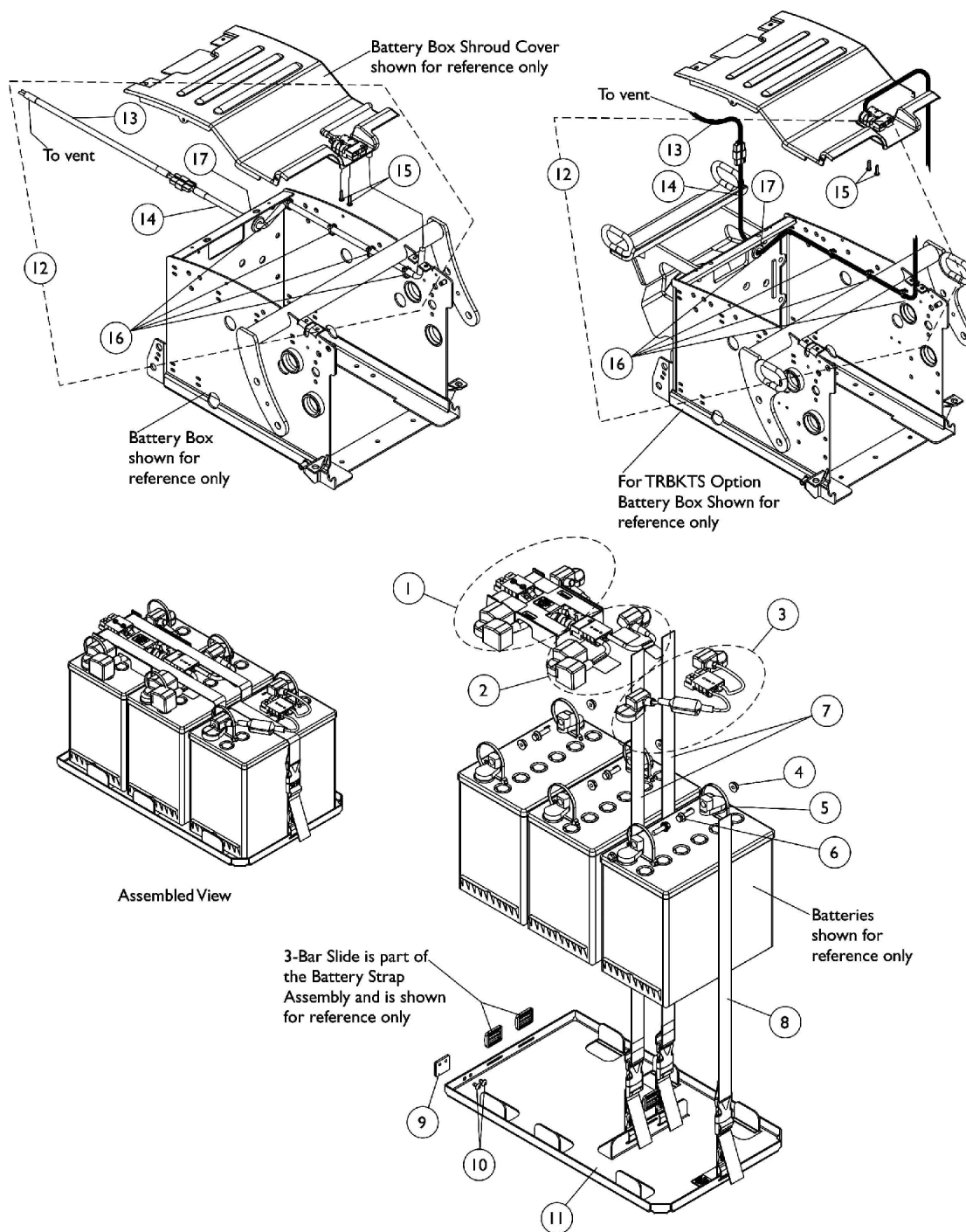
Assembled View



Battery Tray Assembly and Wire Harnesses 22NF Batteries

Item Number	Note	Part Number	Description	Quantity Per	
				Package	Assembly
1	B,A	1120363	Battery Wire Harness with Terminal Hardware, 22NF - Rear	1	1
2	B,A	1120362	Battery Wire Harness with Terminal Hardware, 22NF - Front	1	1
3		16721X000	Locknut (1/4-20)	1	4
4		1095502-NLA	NLA - Package, Tie Wrap (11-1/2" L)	10	6
5		1096799-NLA	NLA - Screw, Hex Flange Whiz Lock (1/4-20 x 7/8")	1	2
6		1121124-NLA	NLA - Battery Strap Assembly, 22NF and GP24	1	2
7		1117186-NLA	NLA - Bracket, Battery Tray Stop, Black	1	1
8		90017X000-NLA	NLA - Screw, Phillips Pan Head (#10-32 x 5/16")	1	2
9	C	1120361-NLA	NLA - Battery Tray Assembly, TDX 22NF w/o Vent	1	1
	D	1144611	Strip, Self Adhesive Wear (2-1/2' L x 1/2" W)	1	1
NOTE: A - Individual components are not available for the battery wire harnesses B - Includes items 3-5 C - Includes items 6-8 D - Not Shown. The Self Adhesive Wear Strip is attached to the bottom side of the Battery Tray on both sides to allow removal from the Battery Box easier. One strip will accommodate both sides. Cut strip to desired length.					

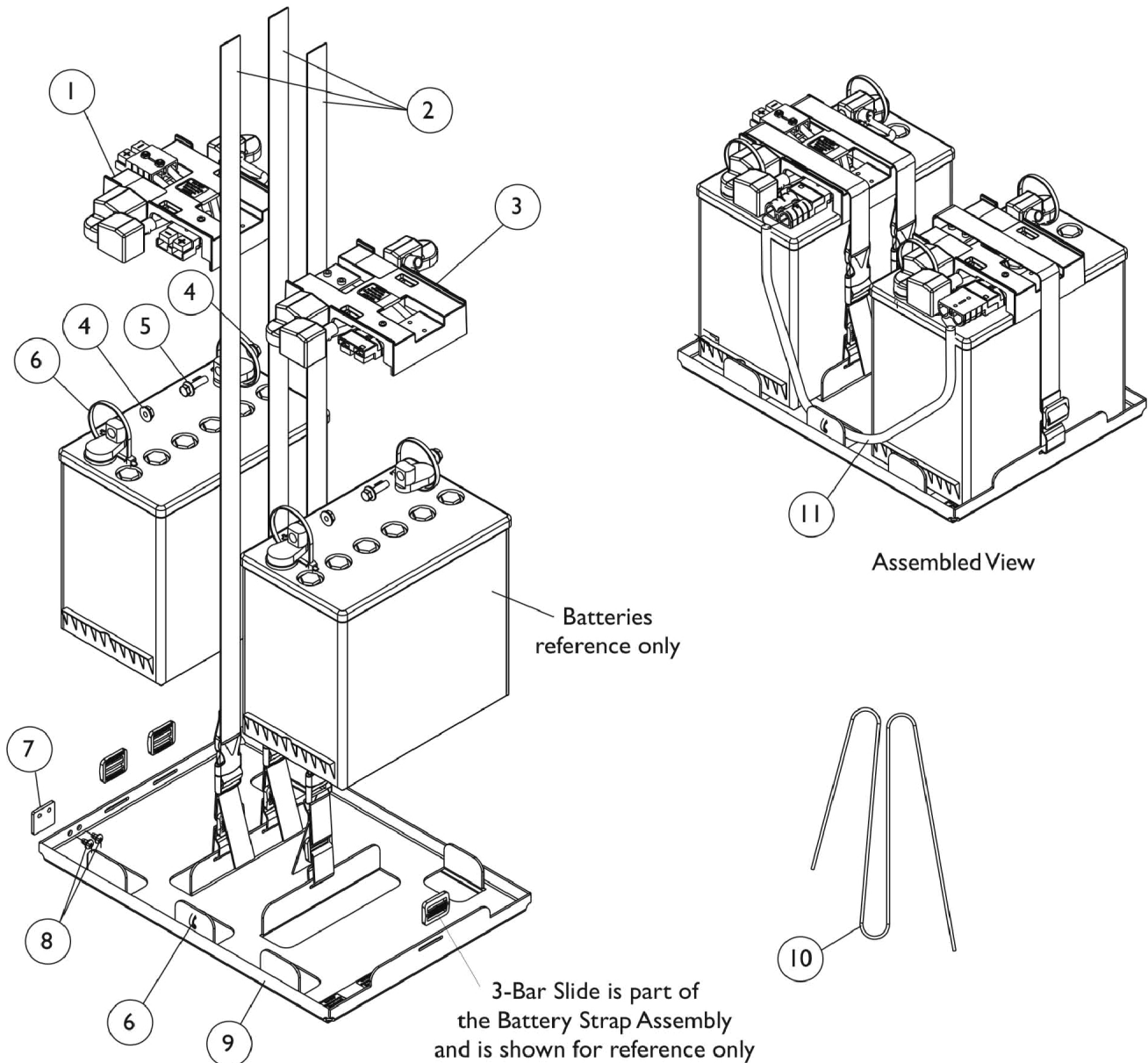
Battery Tray Assembly and Wire Harnesses For Vent Tray (3) 22NF Batteries



Battery Tray Assembly and Wire Harnesses For Vent Tray (3) 22NF Batteries

Item Number	Note	Part Number	Description	Quantity Per	
				Package	Assembly
1	A,B	1120363	Battery Wire Harness with Terminal Hardware, 22NF - Rear	1	1
2	A,B	1120362	Battery Wire Harness with Terminal Hardware, 22NF - Front	1	1
3	A,B	1121143	Harness, Battery Wire with Terminal Hardware, 22NF Vent	1	1
4		16721X000	Locknut (1/4-20)	1	6
5		1095502-NLA	NLA - Package, Tie Wrap (11-1/2" L)	10	1
6		1096799-NLA	NLA - Screw, Hex Flange Whiz Lock (1/4-20 x 7/8")	1	4
7		1121124-NLA	NLA - Battery Strap Assembly, 22NF and GP24	1	2
8		1121125-NLA	NLA - Battery Strap Assembly For Vent, 22NF	1	1
9		1117186-NLA	NLA - Bracket, Battery Tray Stop, Black	1	1
10		90017X000-NLA	NLA - Screw, Phillips Pan Head (#10-32 x 5/16")	1	2
11	C	1121142-NLA	NLA - Battery Tray Assembly, TDX 22NF For Vent	1	1
12	D	1121029-NLA	NLA - Kit, Vent Battery Harness Assembly with Hardware	1	1
13			Harness, Vent Battery	1	1
14			NLA - Harness, Vent Battery Extension	1	1
15			Screw, Phillips Pan Head (#8-16 x 5/8")	1	2
16			Tie Wrap (5-5/8" L)	1	4
17			NLA - Grommet, Rubber	1	1
12	D	1139531-NLA	NLA - Kit, Vent Battery Harness Assembly with Hardware For TRBKTS Option	1	1
13			Harness, Vent Battery	1	1
14			Harness, Vent Battery Extension, TRBKTS Option	1	1
15			Screw, Phillips Pan Head (#8-16 x 5/8")	1	2
16			Tie Wrap (5-5/8" L)	1	4
17			NLA - Grommet, Rubber For TRBKTS Option	1	1
16		1095503-NLA	NLA - Package, Tie Wrap (5-5/8" L)	10	1
17		1055747-NLA	NLA - Grommet, Rubber	1	1
17		1137236-NLA	NLA - Grommet, Rubber For TRBKTS Option	1	1
	E	1144611	Strip, Self Adhesive Wear (2-1/2' L x 1/2" W)	1	1
NOTE: A - Individual components are not available for the battery wire harnesses B - Includes items 4-6 C - Includes items 7-10 D - Includes items 13-17 E - Not Shown. The Self Adhesive Wear Strip is attached to the bottom side of the Battery Tray on both sides to allow removal from the Battery Box easier. One strip will accommodate both sides. Cut strip to desired length.					

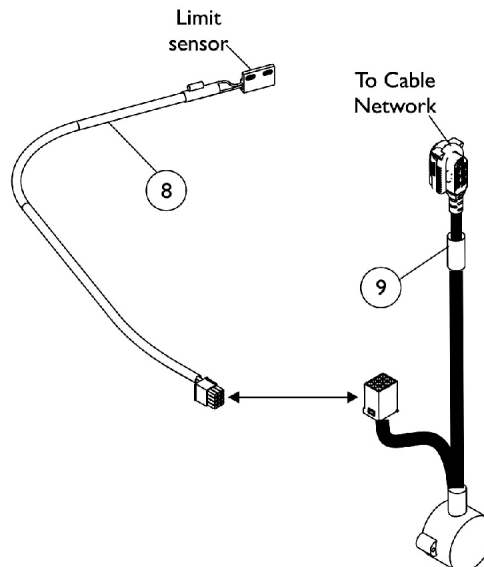
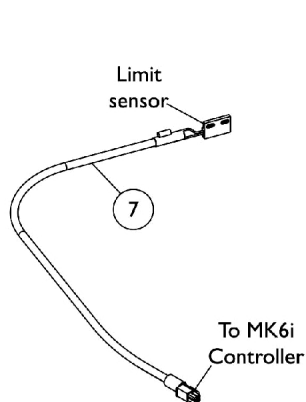
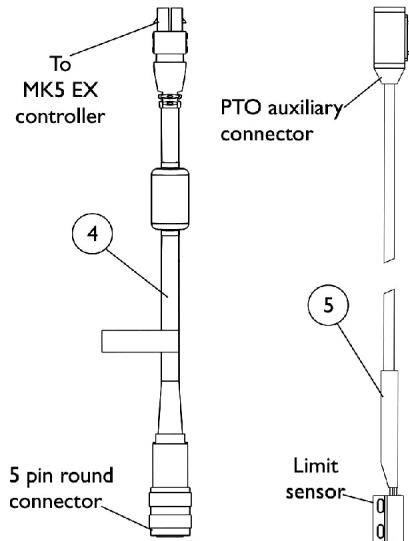
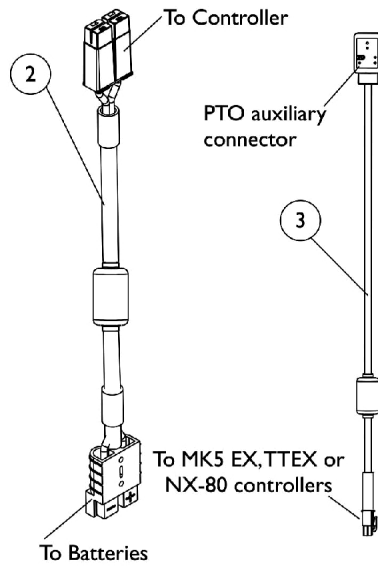
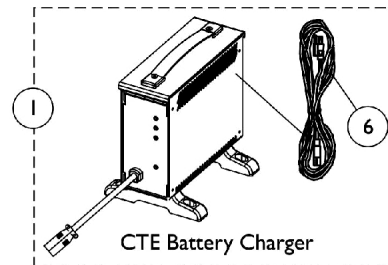
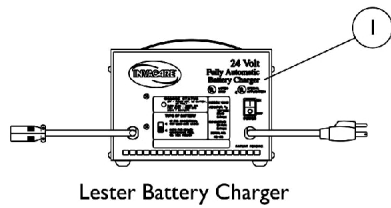
Battery Tray Assembly and Wire Harnesses For Invisible Super Low Tilt 22NF Batteries



Battery Tray Assembly and Wire Harnesses For Invisible Super Low Tilt 22NF Batteries

Item Number	Note	Part Number	Description	Quantity Per	
				Package	Assembly
1	A,B	1120263-NLA	NLA - Harness, Battery Wire with Terminal Hardware, 22NF, Rear	1	1
2	A,B	1121124-NLA	NLA - Battery Strap Assembly, 22NF and GP24	1	3
3		1120264-NLA	NLA - Harness, Battery Wire w/ Terminal Hardware, 22NF, Front	1	1
4		16721X000	Locknut (1/4-20)	1	4
5		1096799-NLA	NLA - Screw, Hex Flange Whiz Lock (1/4-20 x 7/8")	1	2
6		98007X005	Tie Wrap (11-1/2" L)	1	6
7		1117186-NLA	NLA - Bracket, Battery Tray Stop, Black	1	1
8		90017X000-NLA	NLA - Screw, Phillips Pan Head (#10-32 x 5/16")	1	2
9	C	1120265-NLA	NLA - Battery Tray Assembly, 22NF	1	1
10	D	50000X121	Strap, Battery Lift	1	1
11		1120237-NLA	NLA - Harness, Battery Extension	1	1
		1144611	Strip, Self Adhesive Wear (2-1/2' L x 1/2" W)	1	1
NOTE: A - Individual components are not available for the battery wire harnesses B - Includes items 4-6 C - Includes items 2 and 6-8 D - Not Shown. The Self Adhesive Wear Strip is attached to the bottom side of the Battery Tray on both sides to allow removal from the Battery Box easier. One strip will accommodate both sides. Cut strip to desired length.					

Battery Charger and Cables

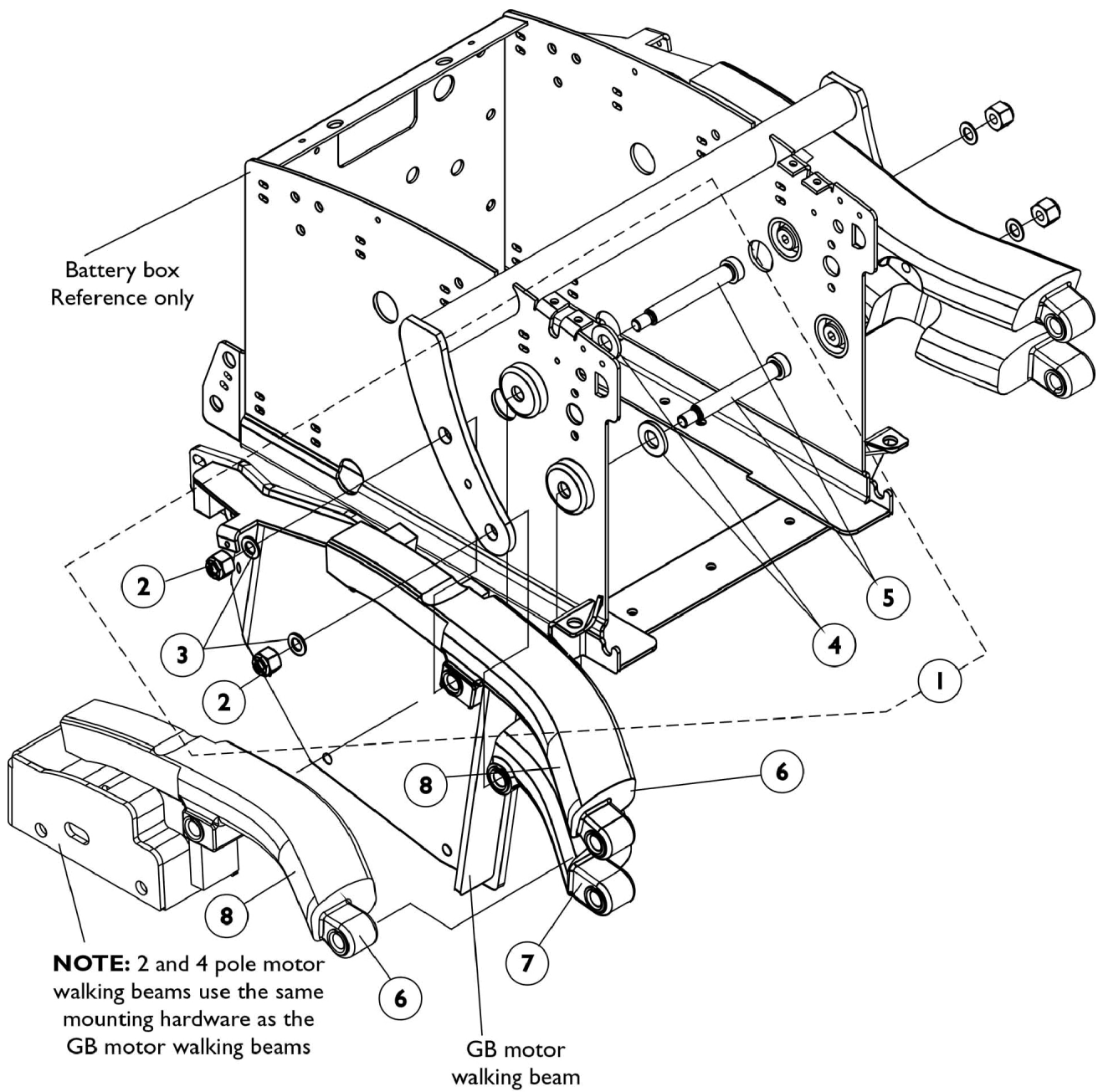


Battery Charger and Cables

Item Number	Note	Part Number	Description	Quantity Per	
				Package	Assembly
1	J	1053161-NLA	NLA - Charger, Battery, 8 Amp, 115vac, Off Board Dual Mode Round Plug, Lester	1	1
1	E	1123249	Charger, Battery, 8 Amp. 115vac (Off Board) Single Mode Round Plug w/ AC Power Line Cord	1	1
1	E	1123249E-NLA	NLA - WARR RPLMT - Charger, Battery, 8 Amp, 115VAC (Off Board) Single Mode Round Plug w/ AC Power Line Cord	1	1
2	A	1116381	Cable, Battery Extension, Black Connector	1	1
3	B	1119418	Cable, Auxiliary Power	1	1
4	C	1118231-NLA	NLA - Cable, MK5 EX Controller Option	1	1
5	D	1092913-NLA	NLA - Cable, Drive Lockout Sensor	1	1
6	I	1089627-NLA	NLA - Cord, AC Power, 115VAC, 2 Prong Off-Board (11' 6" L)	1	1
6		1121086	Cord, AC Power, 115VAC, 3 Prong On-Board (6' 6-1/2" L)	1	1
7	F	1146573-NLA	NLA - Cable, Drive Lockout Sensor, MK6i	1	1
8	G	1144926	Cable, Drive Lockout Sensor, MK6i	1	1
9	H	1142231	Cable, GB TT Interface	1	1

NOTE: A - Used with MK5 EX Controller
 B - Used with MK5 EX, TT EX or MX-80 controllers for Powered Seating Systems.
 C - The 5 pin connector attaches to MKIV joystick options, MK5 S.A.C., MK5 T.A.C. or MK5 T.R.C.M. controllers.
 D - Cable sensor is used when a manual recliner is present
 E - CTE charger introduced and standard on-chair 4/1/04. Used on Gel Cell or AGM (Absorbed Glass Mat) batteries. Serial number starts with 04A00000001. For wet cell batteries refer to the Lester charger.
 F - Sensor Cable used for chairs manufactured with ADJRECL Manual Recline Seat Frame, MK6i Electronics and 4-Pole Motors
 G - Sensor Cable used with item 9 Interface Cable for chairs manufactured with ADJRECL Manual Recline Seat Frame, MK6i Electronics and GB TT Motors
 H - Interface Cable used with item 8 Sensor Cable for chairs manufactured with ADJRECL Manual Recline Seat Frame, MK6i Electronics and GB TT Motors
 I - No longer available as a service part. Please use 1121086 as its replacement.
 J - Use Battery Charger part number 1123249 as a replacement.

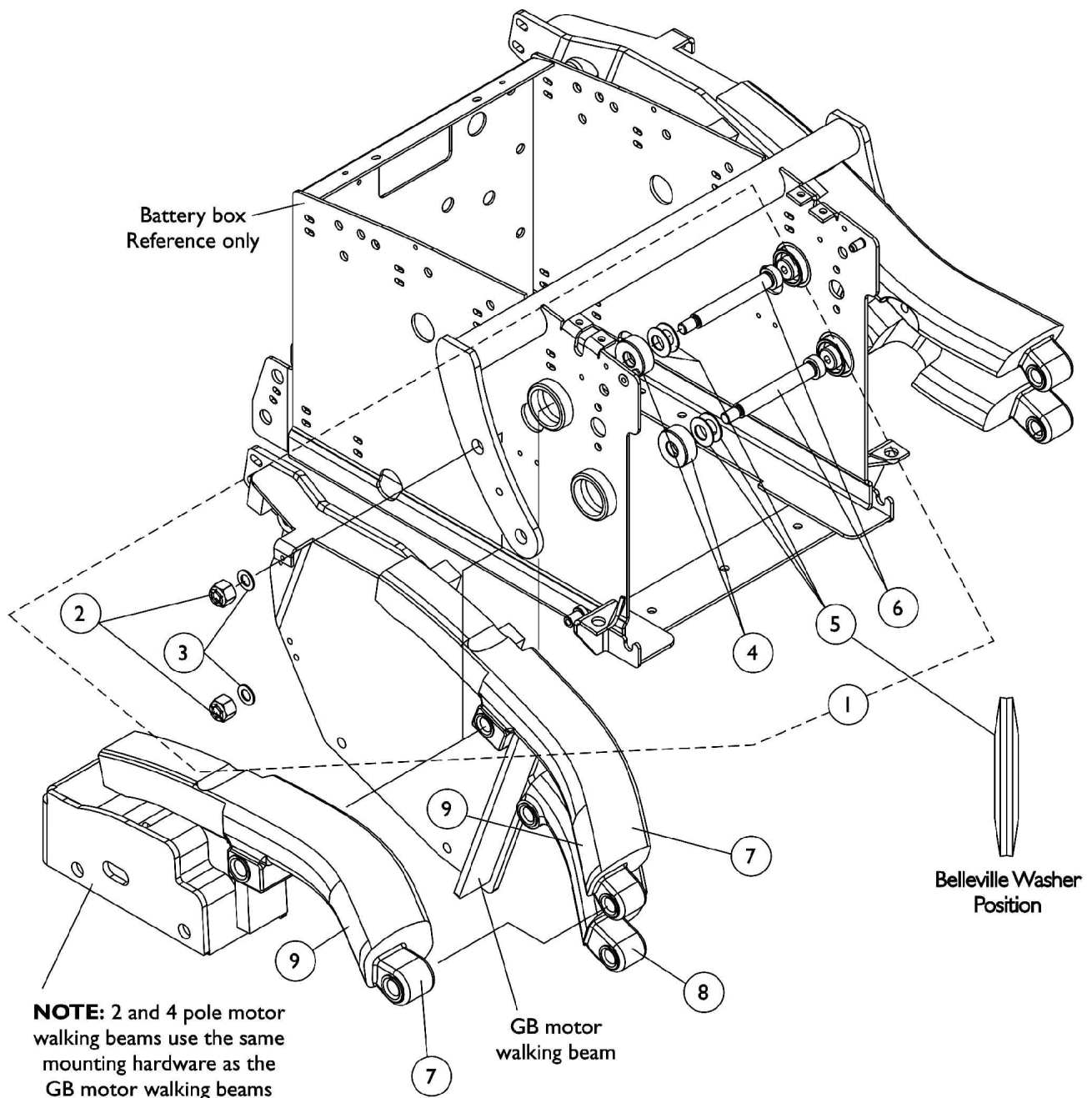
Walking Beam Assembly (Before 4/26/05)



Walking Beam Assembly (Before 4/26/05)

Item Number	Note	Part Number	Description	Quantity Per	
				Package	Assembly
1	A	1120355-NLA	NLA - Hardware, Walking Beam Mounting	1	1
2		1065216	Locknut (3/8-16)	1	2
3		1065214	Washer, Flat (3/8 x 11/16 x 1/16")	1	2
4		1003766-NLA	NLA - Washer, Plain (1/2 x 1 x 1/8")	1	2
5		1113246-NLA	NLA - Screw, Shoulder Hex Socket Head (1/2 x 3-1/4", 3/8-16)	1	2
6	B	8881113144-NL A	NLA - Beam, Walking without Model Decal GB - Right	1	1
6	B	8881113145	NLA - Beam, Walking without Model Decal GB - Left	1	1
6	B	8881113158-NL A	NLA - Walking Beam w/o Model Decal, 2 and 4 Pole Motor - Right	1	1
6	B	8881113159-NL A	NLA - Walking Beam w/o Model Decal, 2 and 4 Pole Motor - Left	1	1
7	B	8881113218-NL A	NLA - Walking Beam, Lower - Right	1	1
7	B	8881113219-NL A	NLA - Walking Beam, Lower - Left	1	1
8		1117207-NLA	NLA - Decal, TDX 3, Yellow	1	1
8		1117206-NLA	NLA - Decal, TDX 4, Yellow	1	1
8		1117205-NLA	NLA - Decal, TDX 5, Yellow	1	1
NOTE: A - Includes items 2-5 B - Specify frame color when ordering, see page titled "Frame Finishes and Touch-Up Paints".					

Walking Beam Assembly (After 4/25/05)

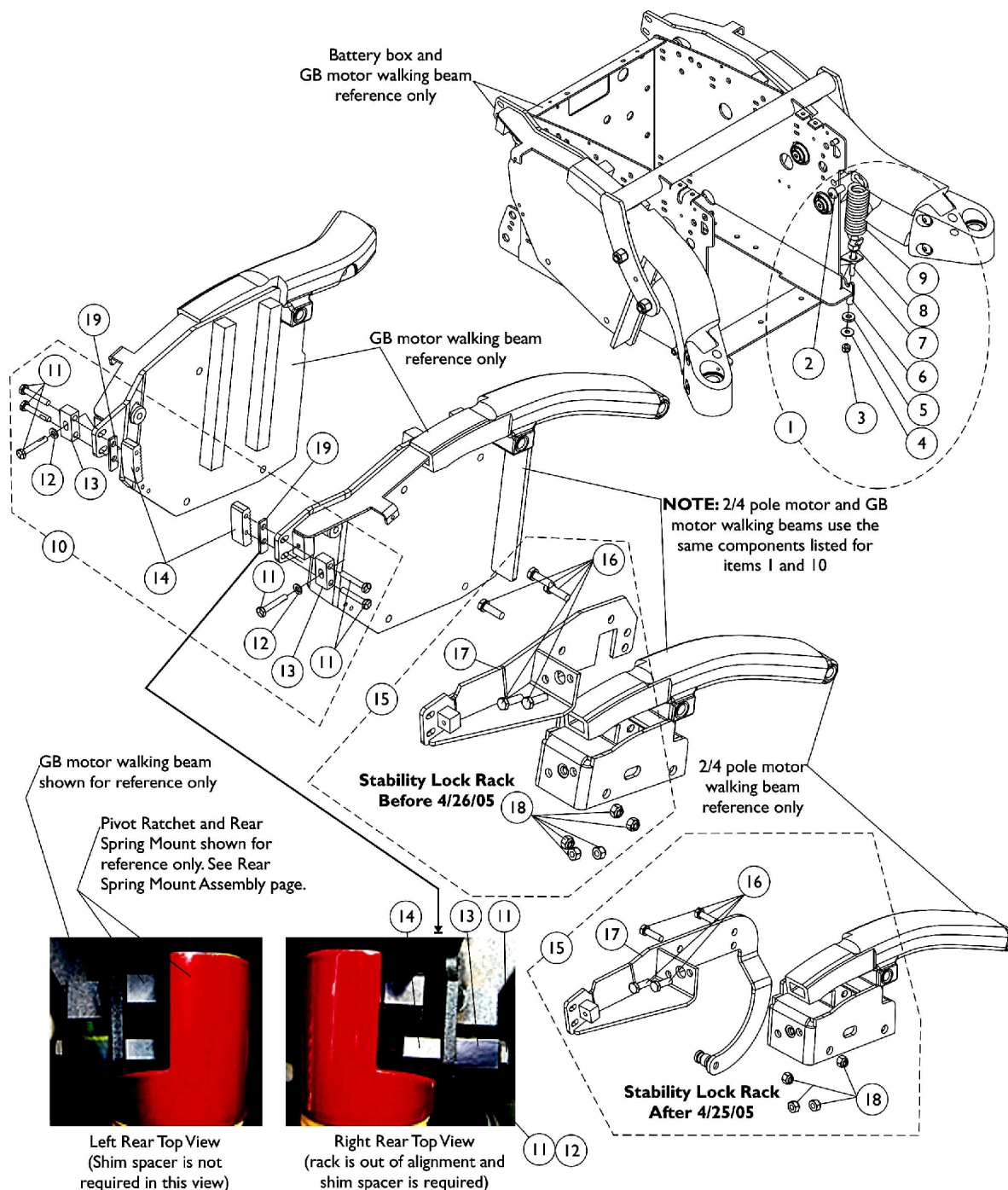


Walking Beam Assembly (After 4/25/05)

Item Number	Note	Part Number	Description	Quantity Per	
				Package	Assembly
1	A	1128397-NLA	NLA - Hardware, Walking Beam Mounting	1	1
2		1065216	Locknut (3/8-16)	1	2
3		1065214	Washer, Flat (3/8 x 11/16 x 1/16")	1	2
4		1133037-NLA	NLA - Bushing (1/2 x 1-1/4 x 1/2")	1	2
5		1133083	Washer, Belleville (1/2 x 1 x 1/32")	1	4
6		1113246-NLA	NLA - Screw, Shoulder Hex Socket Head (1/2 x 3-1/4", 3/8-16)	1	2
7	B	8881113144-NL A	NLA - Beam, Walking without Model Decal GB - Right	1	1
7	B	8881113145	NLA - Beam, Walking without Model Decal GB - Left	1	1
7	B	8881113158-NL A	NLA - Walking Beam w/o Model Decal, 2 and 4 Pole Motor - Right	1	1
7	B	8881113159-NL A	NLA - Walking Beam w/o Model Decal, 2 and 4 Pole Motor - Left	1	1
8	B	8881113218-NL A	NLA - Walking Beam, Lower - Right	1	1
8	B	8881113219-NL A	NLA - Walking Beam, Lower - Left	1	1
9		1117207-NLA	NLA - Decal, TDX 3, Yellow	1	1
9	C	1144624	Decal, TDX 3, Black	1	1
9		1146484-NLA	NLA - Decal, TDX 3 SE, Yellow	1	1
9	C	1146485-NLA	NLA - Decal, TDX 3 SE, Black	1	1
9		1117206-NLA	NLA - Decal, TDX 4, Yellow	1	1
9	C	1144623	Decal, TDX 4, Black	1	1
9		1117205-NLA	NLA - Decal, TDX 5, Yellow	1	1
9	C	1144622	Decal, TDX 5, Black	1	1

NOTE: A - Includes items 2-6
 B - Specify frame color when ordering, see page titled "Frame Finishes and Touch-Up Paints".
 C - Black Decal is used whenever frame color 30P, Sunny Yellow is ordered

Stability Lock & Battery Box-To-Walking Beam Extension Spring Assembly



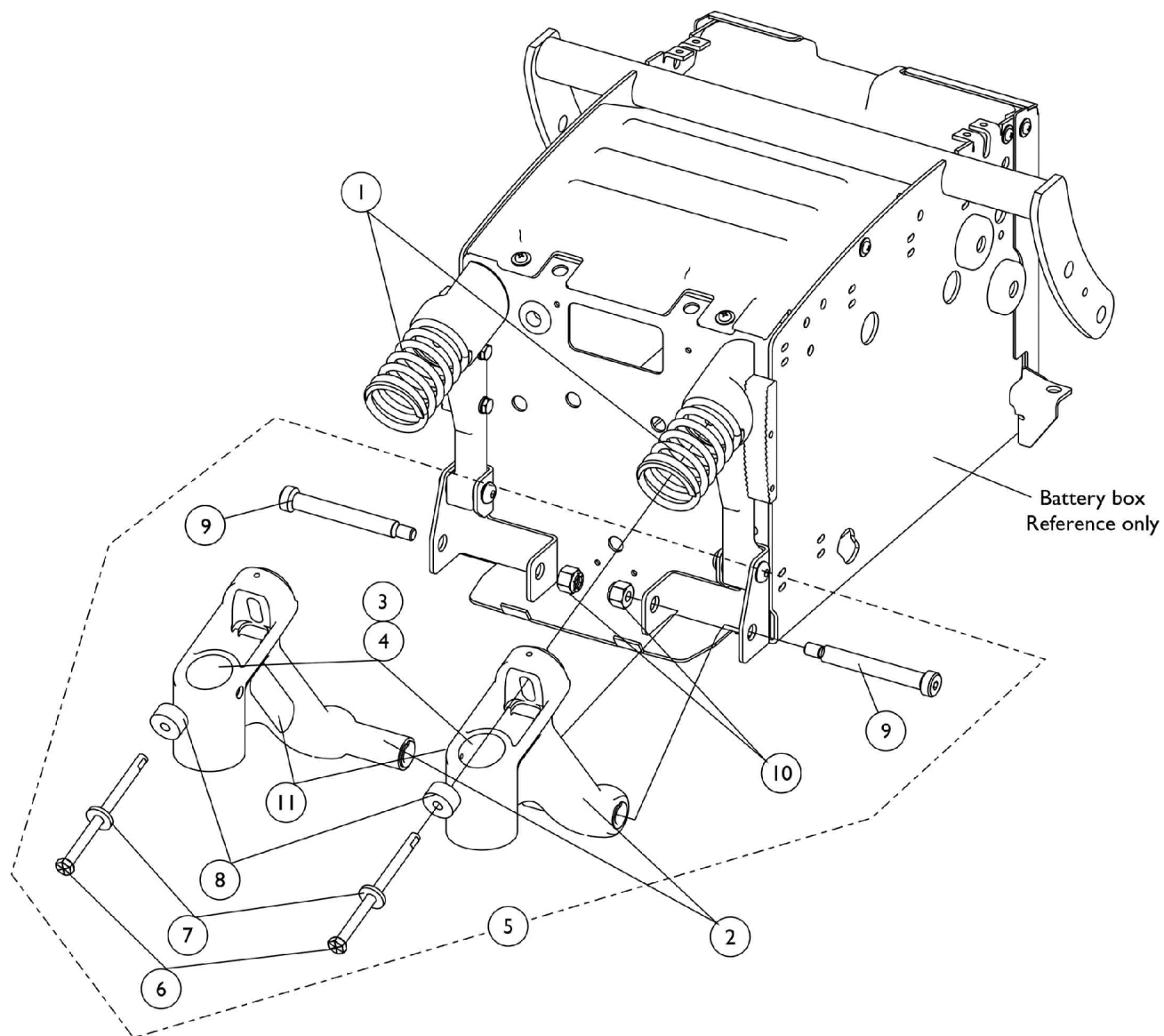
Item 19 Rack Shim Spacer Application

Selective use of item 19 rack shim spacer will be present on chairs whenever overlap of the stability lock motor rack is less than 1/2" in reference to the pivot ratchet surface.

Stability Lock & Battery Box-To-Walking Beam Extension Spring Assembly

Item Number	Note	Part Number	Description	Quantity Per	
				Package	Assembly
1	A	1119780-NLA	NLA - Extension Spring Assembly, Battery Box - Walking Beam	1	1
2		1022866-NLA	NLA - Screw, Socket Button Head (3/8-16 x 3/4")	1	2
3		1025736	Locknut (1/4-20)	1	1
4		1026900	Washer (1/4 x 23/32 x 1/16")	1	1
5		1106225-NLA	NLA - Washer, Nylon (5/16 x 11/16 x 1/8")	1	1
6		1117229-NLA	NLA - Sleeve, Lock Nylon	1	1
7		1113248-NLA	NLA - Rod, Spring Connector	1	1
8		1025736	Locknut (1/4-20)	1	1
9		1117196-NLA	NLA - Spring, Extension (1-1/4 x 4-3/4" L)	1	1
10	B	1117230-NLA	NLA - Hardware, Stability Lock	2	1
11		1117224-NLA	NLA - Screw, Hex Head w/ Patch (1/4-20 x 1-1/2")	1	6
12		1026907	Washer (1/4 x 1/2 x 1/16")	1	2
13		1117244-NLA	NLA - Block, Stability Lock Clamp	1	2
14	G	1121250-NLA	NLA - Rack, Motor	1	2
15	C,E	1120372-NLA	NLA - Rack, Stability Lock with Hardware - Right	1	1
15	C,E	1120373-NLA	NLA - Rack, Stability Lock with Hardware - Left	1	1
15	C,F	1133080-NLA	NLA - Rack, Stability Lock with Hardware - Right	1	1
15	C,F	1133081-NLA	NLA - Rack, Stability Lock with Hardware - Left	1	1
16		1003548	Screw, Hex Head (5/16-18 x 1")	1	5
17	E	1113314-NLA	NLA - Rack, Stability Lock - Right	1	1
17	E	1113315-NLA	NLA - Rack, Stability Lock - Left	1	1
17	F	1133076-NLA	NLA - Rack, Stability Lock - Right	1	1
17	F	1133077-NLA	NLA - Rack, Stability Lock - Left	1	1
18		1026158	Locknut (5/16-18)	1	5
19	D	1121431-NLA	NLA - Spacer, Rack Shim, Black	1	2
NOTE: A - Includes items 2-9. B - Includes items 11-14. C - Includes items 16-18. D - Rack Shim Spacers are not present on all chairs. See pictorial for reference. E - Before 4/26/05. F - After 4/25/05. G - No longer available. To order replacement use part number 1117230 (Item 10)					

Rear Swing Arm Assembly (Before 4/26/05) For GB and 4-Pole Motors

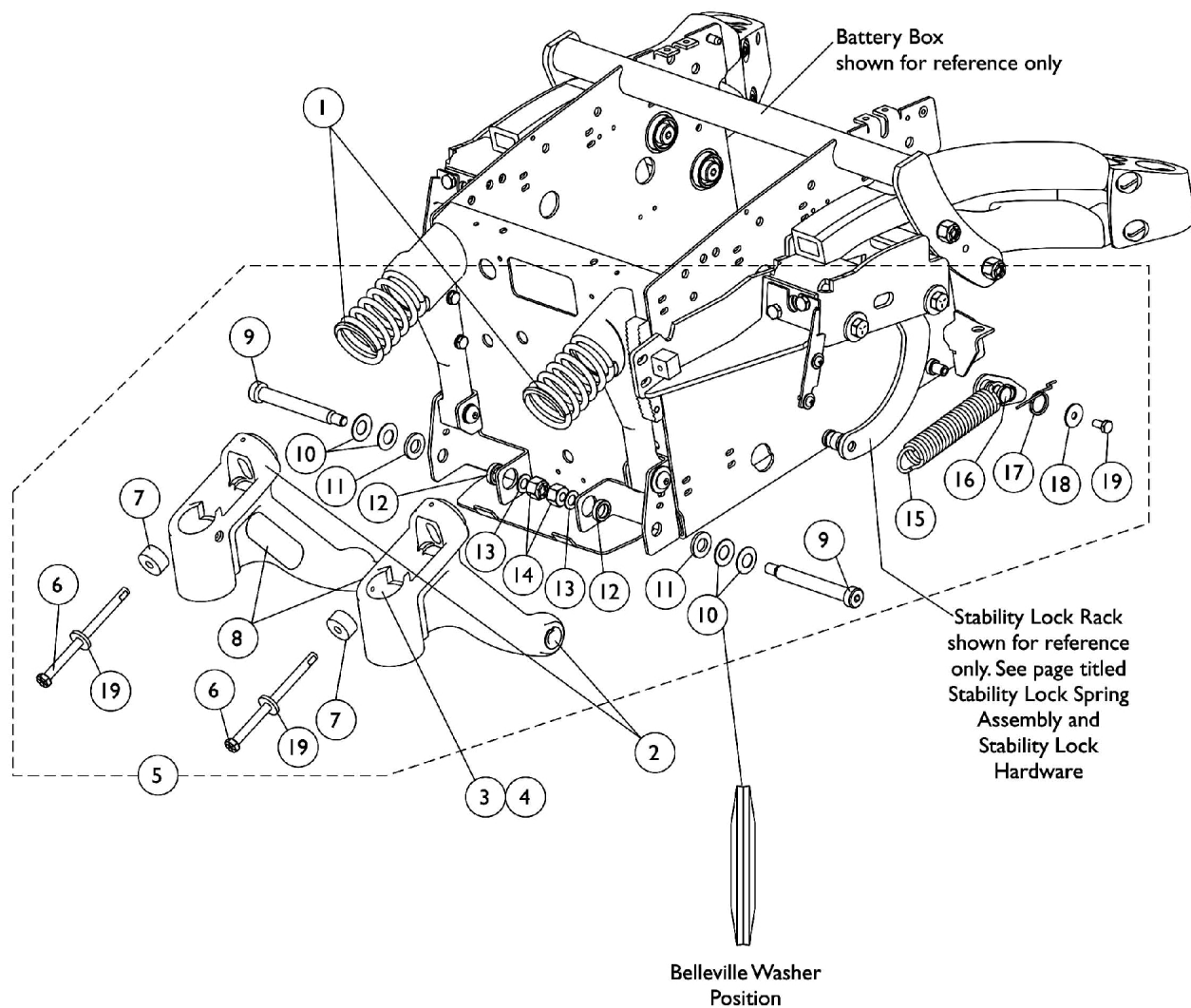


Rear Swing Arm Assembly (Before 4/26/05)

For GB and 4-Pole Motors

Item Number	Note	Part Number	Description	Quantity Per	
				Package	Assembly
1	A,H	1113186	Spring, Light Yellow, Non-Heavy Duty	1	2
1	B,I	1113187	Spring, Sunny Yellow, Heavy Duty	1	2
1	G,G1,J	1125645-NLA	NLA - Spring, Dark Yellow, EXTRA Heavy Duty	1	2
2	C,E,F	8881113182-NL A	NLA - Kit, Swing Arm, Rear - Right	1	1
3			Bearing (5/8")	1	2
4			Ring, Tolerance	1	2
11			NLA - Plate, Name, Patent Numbers	1	1
2	C,E,F	8881113183-NL A	NLA - Kit, Swing Arm, Rear - Left	1	1
3			Bearing (5/8")	1	2
4			Ring, Tolerance	1	2
11			Decal, Transportation	1	1
5	D	1120350-NLA	NLA - Kit, Swing Arm Mounting Hardware	2	1
6			NLA - Screw, Hex Head w/ Patch (5/16-18 x 4-3/4")	1	2
7			Washer, Flat (21/64 x 53/64 x 7/64")	1	2
8			NLA - Damper, Yellow Polyurethane	1	2
9			NLA - Screw, Shoulder Hex Socket Head (1/2 x 3-1/2", 3/8-16)	1	2
10			Locknut (3/8-16)	1	2
NOTE: A - Used for 300 Lb. weight limit and below without a vent tray option. Standard on TDX3 and TDX4. Standard on TDX5 before 10/20/03 and then the Heavy Duty Spring became Standard after 10/19/03. B - Used for 301 Lb. and above weight limits without a vent tray. Upgrade on TDX3 and TDX4. Upgrade on TDX5 before 10/20/03 and then became Standard after 10/19/03. C - Specify frame color when ordering, see page titled "Frame Finishes and Touch-Up Paints". D - Includes items 6-10 E - Includes items 3, 4 and 11 F - Patent numbers decal is adhered to the right swing arm and the transportation label is adhered to the left swing arm G - Used for all weight limits with a vent tray option. Before 7/15/04 2GTR systems w/ vent used the Heavy Duty Spring part # 1113187. It is recommended to replace with 2 ea. EXTRA Heavy Duty Springs for 2GTR systems ordered w/ a vent before 7/15/04 G1 - All Formula TRE Systems w/ vents introduced on 7/15/04 use the EXTRA Heavy Duty Springs. H - Spring color changed from Sunny Yellow to Light Yellow 3/22/10. It is recommended to order springs in pairs to match color and maintain equal spring tension on both sides of the wheelchair I - Spring color remains the same for this part number. It is recommended to order springs in pairs to maintain equal spring tension on both sides of the wheelchair J - Spring color changed from Sunny Yellow to Dark Yellow 3/22/10. It is recommended to order springs in pairs to match color and maintain equal spring tension on both sides of the wheelchair					

Rear Swing Arm Assembly (After 4/25/05) w/ TCD Assist Spring For 4-Pole Motors

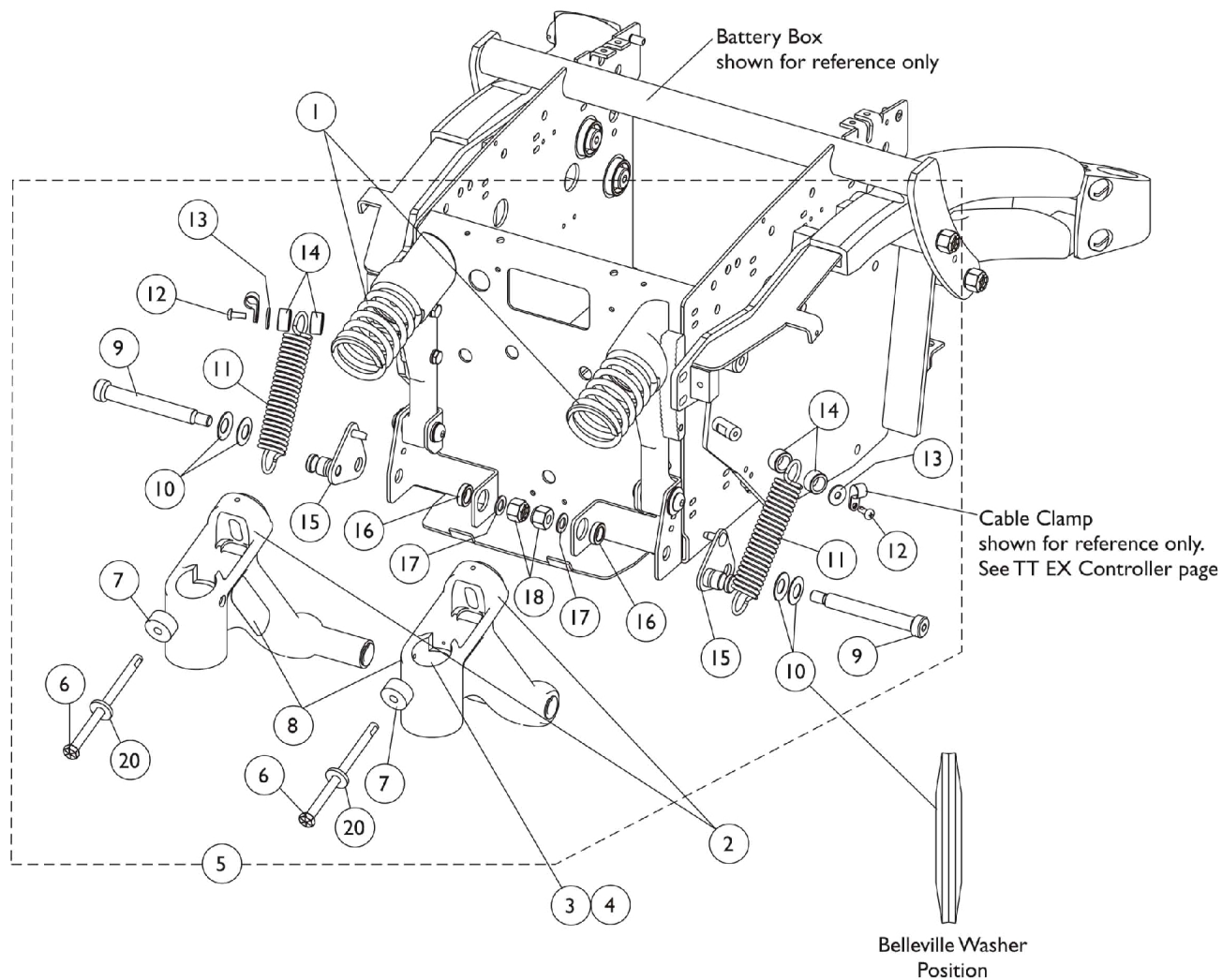


Rear Swing Arm Assembly (After 4/25/05) w/ TCD Assist Spring For 4-Pole Motors

Item Number	Note	Part Number	Description	Quantity Per	
				Package	Assembly
1	A,H	1113186	Spring, Light Yellow, Non-Heavy Duty	1	2
1	B,I	1113187	Spring, Sunny Yellow, Heavy Duty	1	2
1	G,J	1125645-NLA	NLA - Spring, Dark Yellow, EXTRA Heavy Duty	1	2
2	C,E,F	8881113182-NL A	NLA - Kit, Swing Arm, Rear - Right	1	1
3			Bearing (5/8")	1	2
4			Ring, Tolerance	1	2
8			NLA - Plate, Name, Patent Numbers	1	1
2	C,E,F	8881113183-NL A	NLA - Kit, Swing Arm, Rear - Left	1	1
3			Bearing (5/8")	1	2
4			Ring, Tolerance	1	2
8			Decal, Transportation	1	1
5	D	1133686-NLA	NLA - Kit, Swing Arm/ TCD Mounting Hardware - For 4-Pole Motors	2	1
6			NLA - Screw, Hex Head w/ Patch (5/16-18 x 4-3/4")	1	2
7			NLA - Damper, Yellow Polyurethane	1	2
9			NLA - Screw, Socket Head Shoulder (1/2 x 3-3/4", 3/8-16)	1	2
10			Washer, Belleville (1/2 x 1 x 1/32")	1	4
11			NLA - Washer (1/2 x 15/16 x 1/8")	1	2
12			Spacer (1/2 x 3/4 x 7/32")	1	2
13			Washer, Flat (3/8 x 11/16 x 1/16")	1	2
14			Locknut (3/8-16)	1	2
15			Spring, Extension (1 x 4-1/2" L)	1	2
16			Plate, Pivot	1	2
17			Spring, Torsion - Right	1	1
17			Spring, Torsion - Left	1	1
18			Washer, Plain (1/4 x 7/8 x 1/16")	1	2
19			Screw, Hex Head w/ Patch (1/4-20 x 1/2")	1	2
20			Washer, Flat (21/64 x 53/64 x 7/64")	1	2

NOTE: A - Used for 300 Lb. weight limit and below without a vent tray option. Standard on TDX3 and TDX4.
B - Used for 301 Lb. and above weight limits without a vent tray. Upgrade on TDX3 and TDX4. Standard on TDX5.
C - Specify frame color when ordering, see page titled "Frame Finishes and Touch-Up Paints".
D - Includes items 6-7 and 9-20
E - Includes items 3-4 and 8
F - Patent number decal is adhered to the right swing arm and the transportation decal is adhered to the left swing arm.
G - Used for all weight limits with a vent tray option.
H - Spring color changed from Sunny Yellow to Light Yellow 3/22/10. It is recommended to order springs in pairs to match color and maintain equal spring tension on both sides of the wheelchair
I - Spring color remains the same for this part number. It is recommended to order springs in pairs to maintain equal spring tension on both sides of the wheelchair
J - Spring color changed from Sunny Yellow to Dark Yellow 3/22/10. It is recommended to order springs in pairs to match color and maintain equal spring tension on both sides of the wheelchair

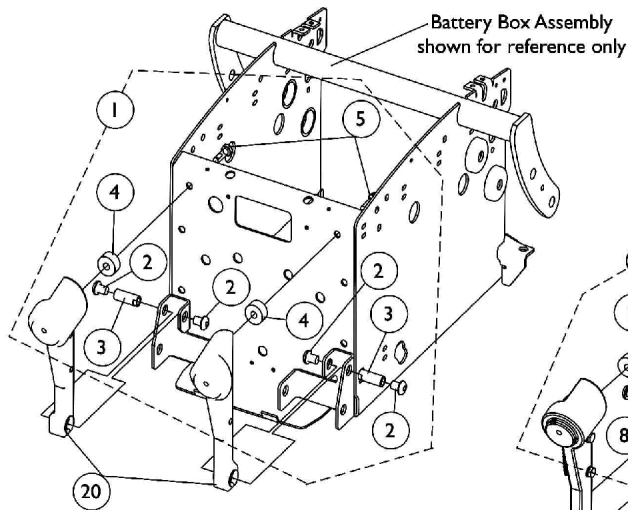
Rear Swing Arm Assembly (After 4/25/05) w/ TCD Assist Spring For GB Motors



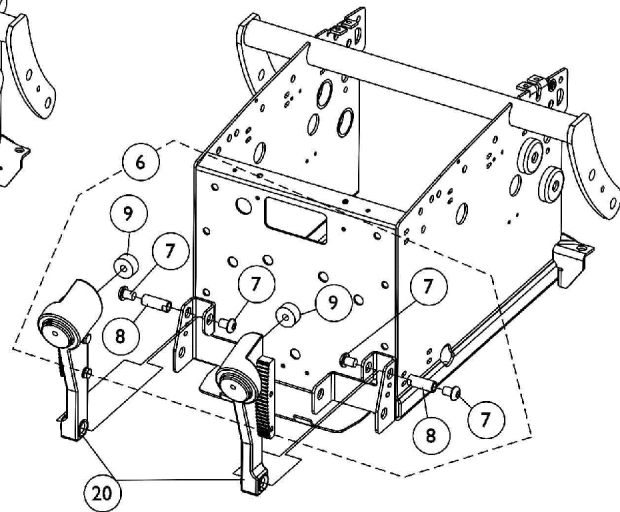
Rear Swing Arm Assembly (After 4/25/05) w/ TCD Assist Spring For GB Motors

Item Number	Note	Part Number	Description	Quantity Per	
				Package	Assembly
1	A,H	1113186	Spring, Light Yellow, Non-Heavy Duty	1	2
1	B,I	1113187	Spring, Sunny Yellow, Heavy Duty	1	2
1	G,J	1125645-NLA	NLA - Spring, Dark Yellow, EXTRA Heavy Duty	1	2
2	C,E,F	8881113182-NL A	NLA - Kit, Swing Arm, Rear - Right	1	1
3			Bearing (5/8")	1	2
4			Ring, Tolerance	1	2
8			NLA - Plate, Name, Patent Numbers	1	1
2	C,E,F	8881113183-NL A	NLA - Kit, Swing Arm, Rear - Left	1	1
3			Bearing (5/8")	1	2
4			Ring, Tolerance	1	2
8			Decal, Transportation	1	1
5	D	1133685	Kit, Swing Arm/ TCD Mounting Hardware - For GB Motors	2	1
6			NLA - Screw, Hex Head w/ Patch (5/16-18 x 4-3/4")	1	2
7			NLA - Damper, Yellow Polyurethane	1	2
9			NLA - Screw, Socket Head Shoulder (1/2 x 3-3/4", 3/8-16)	1	2
10			Washer, Belleville (1/2 x 1 x 1/32")	1	4
11			Spring, Extension (1 x 4-1/2" L)	1	2
12			NLA - Screw, Socket Button Head w/ Patch (#10-32 x 1/2")	1	2
13			Washer (1/4 x 23/32 x 1/16")	1	2
14			Spacer, Nylon (1/2 x 3/4 x 3/8")	1	4
15			Bracket, Spring, Rear, Black - Right	1	1
15			Bracket, Spring, Rear, Black - Left	1	1
16			Spacer (1/2 x 3/4 x 7/32")	1	2
17			Washer, Flat (3/8 x 11/16 x 1/16")	1	2
18			Locknut (3/8-16)	1	2
19			Washer, Flat (21/64 x 53/64 x 7/64")	1	2
NOTE: A - Used for 300 Lb. weight limit and below without a vent tray option. Standard on TDX3 and TDX4. B - Used for 301 Lb. and above weight limits without a vent tray. Upgrade on TDX3 and TDX4. Standard on TDX5. C - Specify frame color when ordering, see page titled "Frame Finishes and Touch-Up Paints". D - Includes items 6-7 and 9-19 E - Includes items 3-4 and 8 F - Patent number decal is adhered to the right swing arm and the transportation decal is adhered to the left swing arm. G - Used for all weight limits with a vent tray option H - Spring color changed from Sunny Yellow to Light Yellow 3/22/10. It is recommended to order springs in pairs to match color and maintain equal spring tension on both sides of the wheelchair I - Spring color remains the same for this part number. It is recommended to order springs in pairs to maintain equal spring tension on both sides of the wheelchair J - Spring color changed from Sunny Yellow to Dark Yellow 3/22/10. It is recommended to order springs in pairs to match color and maintain equal spring tension on both sides of the wheelchair					

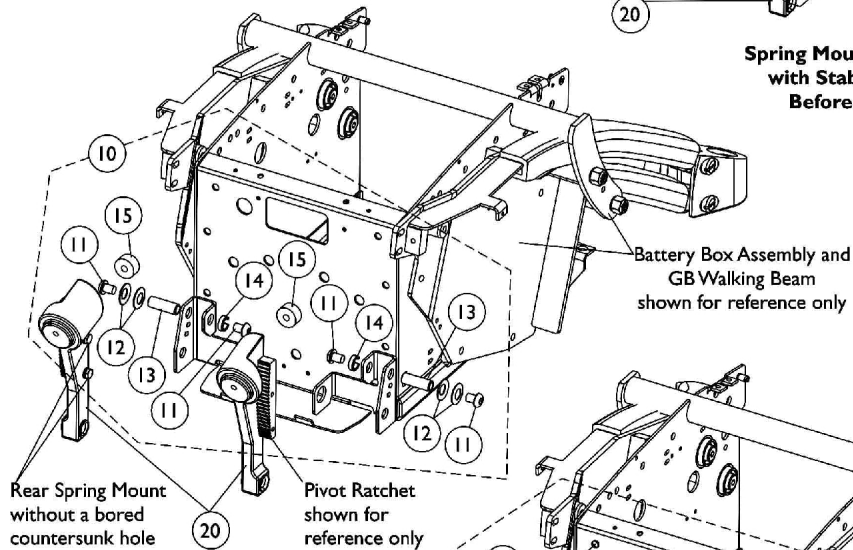
Rear Spring Mount Assembly



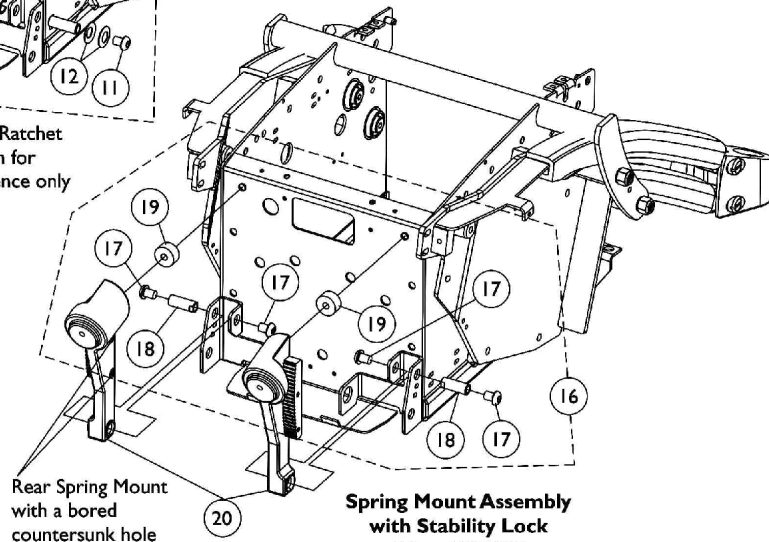
**Spring Mount Assembly without Stability Lock
Standard on TDX3 Before 10/20/03**



**Spring Mount Assembly
with Stability Lock
Before 4/26/05**



**Spring Mount Assembly
with Stability Lock
4/26/05-12/18/05**



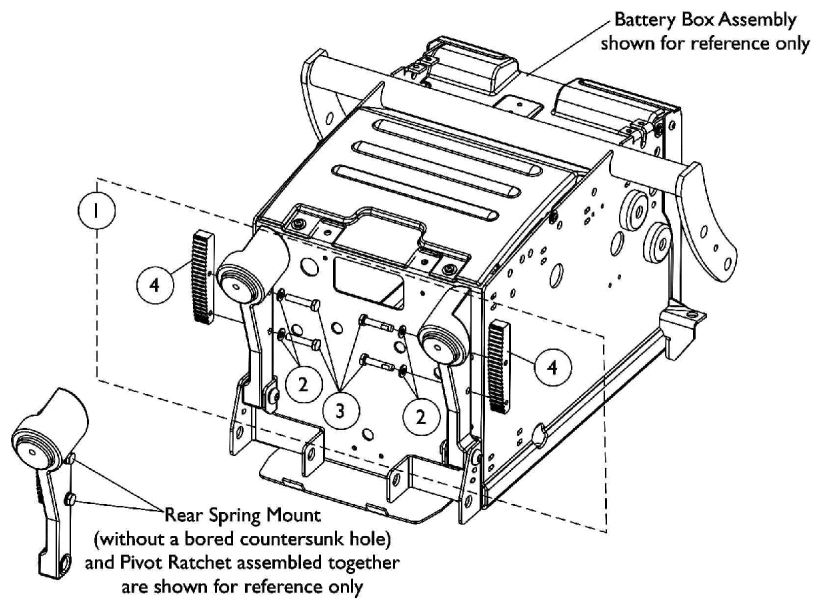
**Spring Mount Assembly
with Stability Lock
After 12/18/05**

Rear Spring Mount Assembly

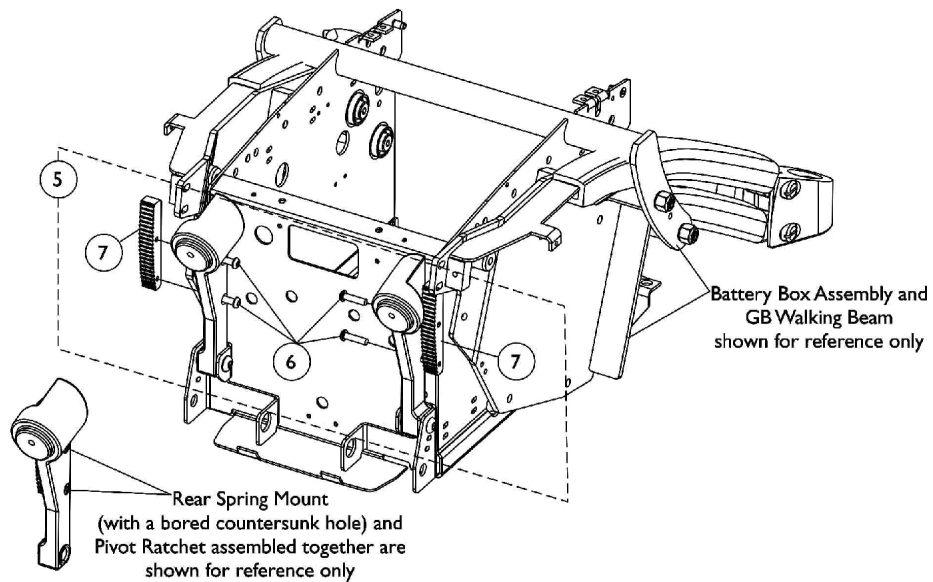
Item Number	Note	Part Number	Description	Quantity Per	
				Package	Assembly
1	A	1120351-NLA	Kit, Rear Spring Mounting Hardware without Stability Lock	2	1
2			NLA - Screw, Socket Button Head (3/8-24 x 1/2")	1	4
3			NLA - Pivot, Stability Lock	1	2
4			NLA - Spacer (3/4 x 1 x 1/2")	1	2
5			NLA - Screw, Hex Head w/ Patch (5/16-18 x 1")	1	2
6	B	1121122-NLA	Kit, Rear Spring Mounting Hardware with Stability Lock	2	1
7			NLA - Screw, Socket Button Head (3/8-24 x 1/2")	1	4
8			NLA - Pivot, Stability Lock	1	2
9			NLA - Damper, Yellow Polyurethane	1	2
10	C	1128398-NLA	Kit, Rear Spring Mounting Hardware with Stability Lock	2	1
11			NLA - Screw, Socket Button Head (3/8-24 x 1/2")	1	4
12			NLA - Washer, Nylon (35/64 x 1 x 1/16")	1	4
13			Bushing, Rear Spring Pivot	1	2
14			NLA - Spacer (1/2 x 11/16 x 7/32")	1	2
15			NLA - Damper, Yellow Polyurethane	1	2
16	D	1121122-NLA	Kit, Rear Spring Mounting Hardware with Stability Lock	2	1
17			NLA - Screw, Socket Button Head (3/8-24 x 1/2")	1	4
18			NLA - Pivot, Stability Lock	1	2
19			NLA - Damper, Yellow Polyurethane	1	2
20	E,F,F1	8881113360-NL A	NLA - Mount, Spring - Rear/ Right	1	1
20	E,F,F1	8881113361-NL A	NLA - Mount, Spring - Rear/ Left	1	1

NOTE: A - Includes items 2-5. Standard on TDX3 before 10/20/03
 B - Before 4/26/05. Includes items 7-9. Upgrade on TDX3 before 10/20/03 and standard on TDX3 after 10/19/03. Stability Lock always came standard on TDX4 and TDX5 models.
 C - Between 4/26/05-12/18/05
 D - After 12/18/05
 E - Specify frame color when ordering. See page titled "Frame Finishes and Touch-Up Paints".
 F - After 12/18/05 the Rear Spring Mount was revised with a bored countersunk hole that mounts the Pivot Ratchet. Pivot Ratchet with Hardware dated after 12/18/05 must be ordered when replacing a Rear Spring Mount that doesn't have a bored countersunk hole.
 F1 - Verify with customer. Rear Spring Mounts do not have to be ordered in pairs.

Pivot Ratchet Assembly



Pivot Ratchet Assembly Before 12/19/05



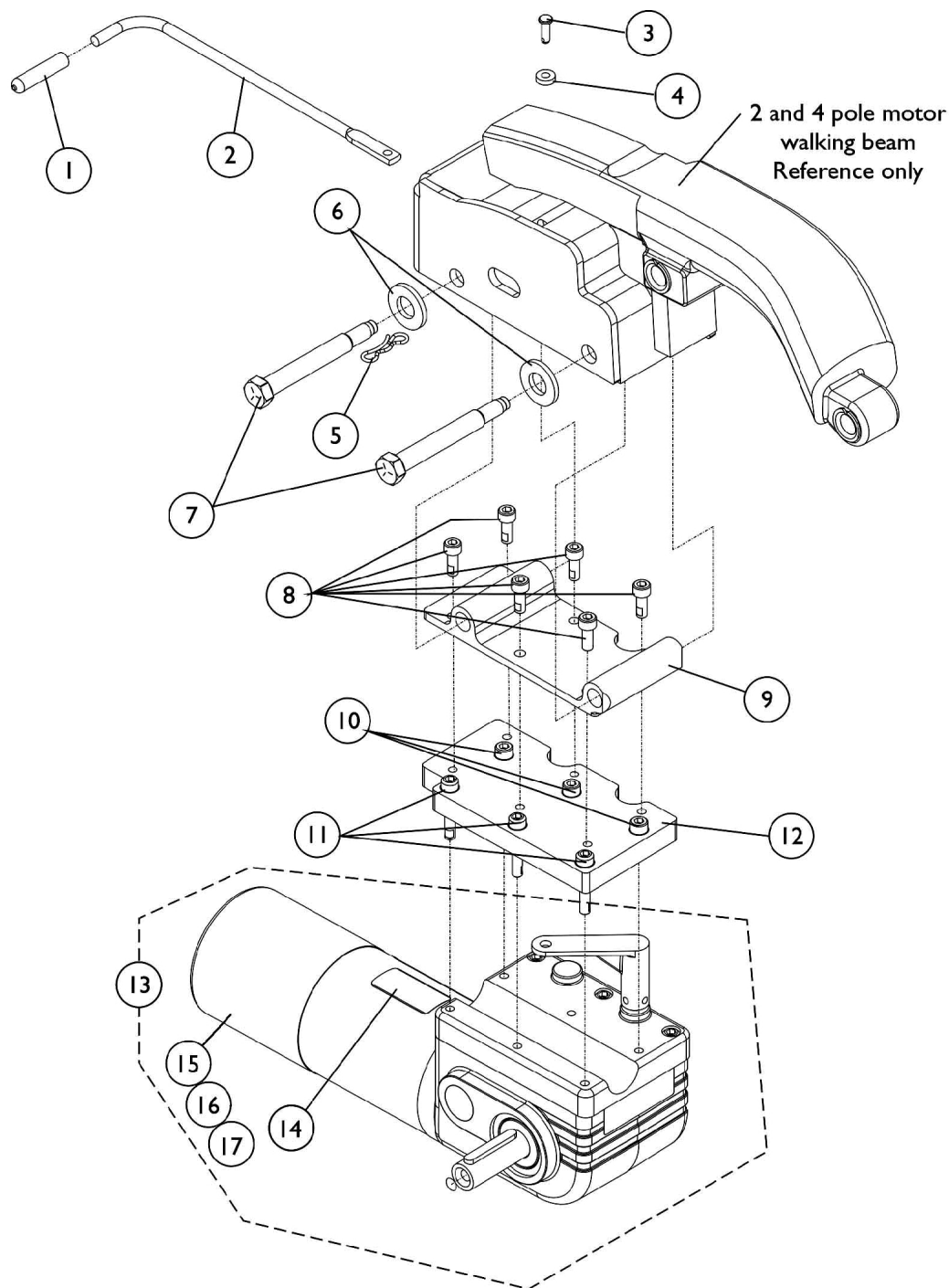
Pivot Ratchet Assembly After 12/18/05

Pivot Ratchet Assembly

Item Number	Note	Part Number	Description	Quantity Per	
				Package	Assembly
1	A,B	1120352-NLA	Kit, Pivot Ratchet with Hardware	2	1
2			Washer (1/4 x 1/2 x 1/16")	1	4
3			NLA - Screw, Hex Head w/ Patch (1/4-20 x 1-1/4")	1	4
4			Ratchet, Pivot (5/8" W)	1	2
5	C	1136021-NLA	Kit, Pivot Ratchet with Hardware	2	1
6			Screw, Socket Button Head (1/4-20 x 1")	1	4
7			Ratchet, Pivot (5/8" W)	1	2
6		1009837	Screw, Socket Button Head (1/4-20 x 1")	1	4
NOTE: A - Includes items 2-4. Pivot Ratchet was revised 7/14/03 from 3/4" wide to 5/8" wide. For chairs manufactured before 7/14/03, Pivot Ratchets must be ordered in pairs. Order item 1 pair # 1120352 Pivot Ratchet with Hardware Kit B - Before 12/19/05. Pivot Ratchet with Hardware dated before 12/19/05 can only be used with Rear Spring Mounts that do not have a bored countersunk hole that mounts the Pivot Ratchet. Verify with customer C - 1136021 is NLA. To accommodate chairs manufactured after 12/18/05, order item #1 Pivot Ratchet w/ Hardware Kit and quantity of 4 each of item #6 1009837 Socket Button Head Screw. Item #6 is used with Rear Spring Mounts that have a bored countersunk hole.					

Motor, 2-Pole, Gearbox and Mounting Hardware

NOTE: 2-Pole motors were standard on TDX3 with a user weight capacity of 250 Lbs. before 10/20/03 and after 10/19/03 4-Pole motors became standard on TDX3 with a user weight capacity of 300 Lbs. for Non-Powered seating systems. Powered Seating Systems with a user weight capacity of 250 Lbs. or greater use 4-Pole motors. See page titled "Motor, 4-Pole, Gearbox and Mounting Hardware"



Motor, 2-Pole, Gearbox and Mounting Hardware

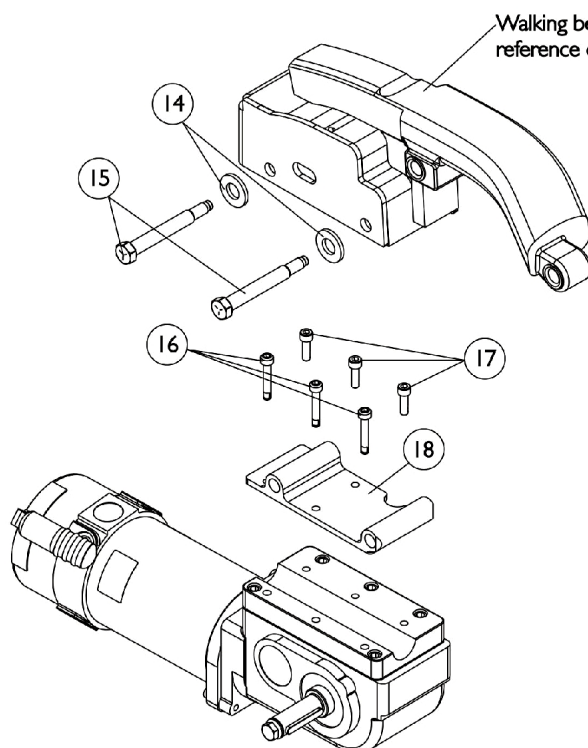
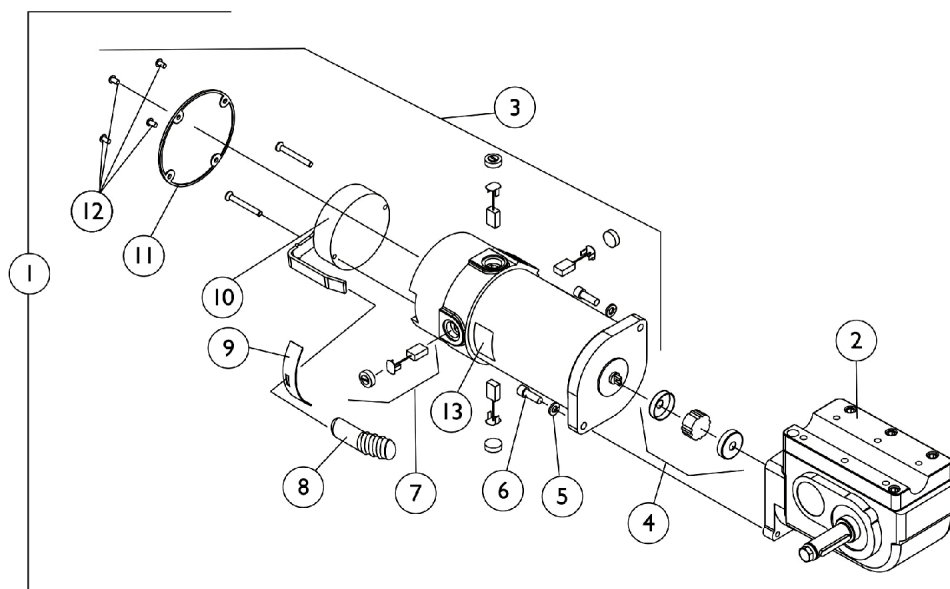
NOTE: 2-Pole motors were standard on TDX3 with a user weight capacity of 250 Lbs. before 10/20/03 and after 10/19/03 4-Pole motors became standard on TDX3 with a user weight capacity of 300 Lbs. for Non-Powered seating systems. Powered Seating Systems with a user weight capacity of 250 Lbs. or greater use 4-Pole motors. See page titled "Motor, 4-Pole, Gearbox and Mounting Hardware"

Item Number	Note	Part Number	Description	Quantity Per	
				Package	Assembly
1		1040060	Tip, Plastic, Black	1	1
2		1113317	Rod, Gear Release	1	1
3		1112249-NLA	NLA - Pin, Clevis, Black (1/4 x 37/64")	1	1
4		1026034-NLA	NLA - Washer, Nylon (3/16 x 7/16 x 1/8")	1	1
5		1115475-NLA	NLA - Cotter, Locking Bow-Tie (1/4" Shaft)	1	1
6		1003766-NLA	NLA - Washer, Plain (1/2 x 1 x 1/8")	1	2
7		1113600	Pin, Motor Release	1	2
8		1113633-NLA	NLA - Screw, Socket Head w/ Patch (M6 x 1 x 16MM)	1	6
9		1121018	Plate, Motor Mounting - Right	1	1
9		1121019	Plate, Motor Mounting - Left	1	1
10		1071505	Screw, Socket w/ Patch (M6 x 1 x 20mm)	1	3
11		1071504-NLA	NLA - Screw, Socket w/ Patch (M6 x 1 x 35mm)	1	3
12		1117276-NLA	NLA - Plate, Adapter - Right	1	1
12		1117277-NLA	NLA - Plate, Adapter - Left	1	1
13	A,A1	1113306-NLA	NLA - Motor/Gearbox Assembly - Right	1	1
13	A,A1	1113307-NLA	NLA - Motor/Gearbox Assembly - Left	1	1
14		1104802	Decal, Push/Drive	1	1
15		1055872-NLA	NLA - Brake, Spring Set with Screws	1	1
16		1123528-NLA	NLA - Kit, Motor Brush - Internal (Large)	2	1
17		1038361-NLA	NLA - Kit, Motor/Brake Covers with Screws	2	1

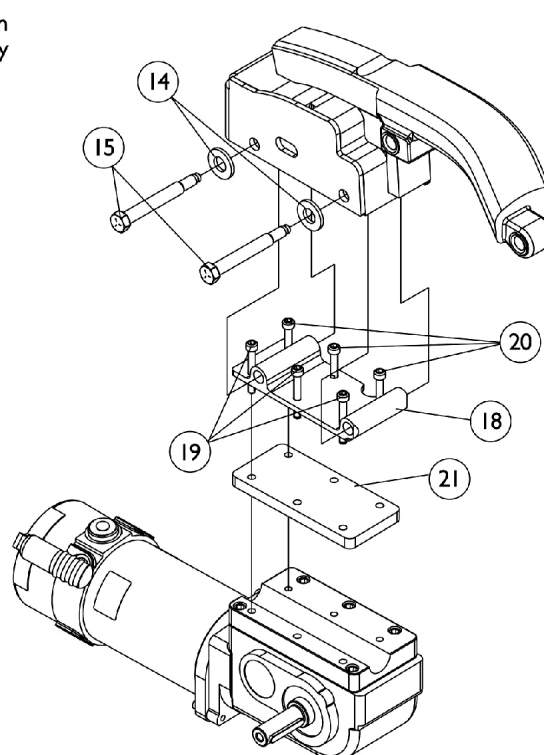
NOTE: A - 2-Pole motors were standard on TDX3 with a user weight capacity of 250 Lbs. before 10/20/03 and after 10/19/03 4-Pole motors became standard on TDX3 with a user weight capacity of 300 Lbs. for Non-Powered seating systems.
A1 - Powered Seating Systems with a user weight capacity of 250 Lbs. or greater use 4-Pole motors. See page titled "Motor, 4-Pole, Gearbox and Mounting Hardware"

Motor, 4-Pole, Gearbox and Mounting Hardware

NOTE: 2-Pole motors were standard on TDX3 with a user weight capacity of 250 Lbs. before 10/20/03 and after 10/19/03 4-Pole motors became standard on TDX3 with a user weight capacity of 300 Lbs. for Non-Powered seating systems. Powered Seating Systems with a user weight capacity of 250 Lbs. or greater use 4-Pole motors.



**For TDX 3 and TDX 4
with 14" x 3" Wheel**



**Only For TDX 3
With 12-1/2" x 2-1/4" Wheel
(Effective 10/20/03)**

Motor, 4-Pole, Gearbox and Mounting Hardware

NOTE: 2-Pole motors were standard on TDX3 with a user weight capacity of 250 Lbs. before 10/20/03 and after 10/19/03 4-Pole motors became standard on TDX3 with a user weight capacity of 300 Lbs. for Non-Powered seating systems. Powered Seating Systems with a user weight capacity of 250 Lbs. or greater use 4-Pole motors.

Item Number	Note	Part Number	Description	Quantity Per	
				Package	Assembly
1-3		See Chart	Item #'s 1-3 TDX3/TDX4 Non-Heavy Duty 300 Lb. Weight Limit	1	1
1-3		See Chart	Item #'s 1-3 (TDX3 SE 300 Lb. Weight Limit) and (TDX3/TDX4 Heavy Duty 400 Lb. Weight Limit)	1	1
4		50000X007-NLA	NLA - Coupling w/ Cup (1-5/16" Diameter)	1	1
5		10502X001-NLA	NLA - Lockwasher (1/4")	1	2
6	A	1108978	Screw, Socket Head (M6 x 1 x 20mm)	1	2
6	A	1043594	Screw, Socket Head (1/4-20 x 1-1/8")	1	2
7	B	1070296-NLA	NLA - Kit, Brushes with Caps, 4-Pole	1	1
			Brush, Motor, 4 Pole	1	4
			Cap, Brush	1	4
			Instruction Sheet	1	1
8		1101725	Cap, Brake Lever End, Black	1	1
9		1082985-NLA	NLA - Plate, Slotted	1	1
10	C,D	1070294-NLA	NLA - Kit, Brake Repair, RWD=R, MWD=L	1	1
10	C,D	1070295-NLA	NLA - Kit, Brake Repair, RWD=L, MWD=R	1	1
11	E	1108452-NLA	NLA - Cover, Brake w/ Screws, Black	1	1
11	F	1104402-NLA	NLA - Cover, Brake w/ Screws, Black	1	1
12	G	1108447-NLA	NLA - Screw, Phillips Pan Head (M4 x .7 x 8mm)	1	4
13		1104797	Decal, Drive/Push	1	1
14		1003766-NLA	NLA - Washer, Plain (1/2 x 1 x 1/8")	1	2
15		1113600	Pin, Motor Release	1	2
16		1071504-NLA	NLA - Screw, Socket w/ Patch (M6 x 1 x 35mm)	1	3
17		1071505	Screw, Socket w/ Patch (M6 x 1 x 20mm)	1	3
18		1121018	Plate, Motor Mounting - Right	1	1
18		1121019	Plate, Motor Mounting - Left	1	1
19		1122839-NLA	NLA - Screw, Socket Head w/ Patch (M6 x 1 x 45MM)	1	3
20		1080712-NLA	NLA - Screw, Socket Head (M6 x 1 x 30mm)	1	3
21		1122832-NLA	NLA - Plate, Adapter	1	1
<p>NOTE: A - When a new gearbox or mounting screws are ordered, (2 ea.) metric and (2 ea.) non-metric screws (item 6) must be ordered. Invacare Corp. utilizes alternate suppliers for this part number.</p> <p>B - Kit includes (4) Brushes, (4) Brush Caps and Instruction Sheet.</p> <p>C - Before 12/16/05. NOTE: Brake Kits are not available for the Heavy Duty Motor Assembly part #'s 1121144 and 1121145</p> <p>D - Use existing screws when installing the Brake Repair Kit. The Motor Brake Mounting Screws are not saleable.</p> <p>E - Non-Heavy duty for 300 Lb. weight limit. Standard on TDX3 and (TDX4 Before 10/9/06). Tarsys Powered Seating with upgrade model codes HD250T3 and HD250T4 Before 10/9/06. Tarsys Powered Seating no longer offered after 10/8/06</p> <p>F - Heavy duty for 400 Lb. weight limit. (Upgrade on TDX3 Before 10/9/06 & not offered on TDX3 After 10/8/06) (Upgrade on TDX4 Before 10/9/06 & Standard on TDX4 After 10/8/06) (Standard on TDX3 SE introduced 11/15/06 for 300 Lb weight limit)</p> <p>G - No longer available, use 1108452 (Item 11) as the replacement part.</p>					

Motor, 4-Pole, Gearbox and Mounting Hardware

NOTE: 2-Pole motors were standard on TDX3 with a user weight capacity of 250 Lbs. before 10/20/03 and after 10/19/03 4-Pole motors became standard on TDX3 with a user weight capacity of 300 Lbs. for Non-Powered seating systems. Powered Seating Systems with a user weight capacity of 250 Lbs. or greater use 4-Pole motors.

Item #'s 1-3 TDX3/TDX4 Non-Heavy Duty 300 Lb. Weight Limit

Item Number	Description	TDX3 and TDX4 Right Side	TDX3 and TDX4 Left Side
1.	Motor/Gearbox Assembly (Before 12/16/05)	1120367 See Note(s) B, D, A	1120368 See Note(s) A, D, B
1.	Motor/Gearbox Assembly (After 12/15/05)	1140445 See Note(s) A, B, E	1140446 See Note(s) B, E, A
1.	WARR RPLMT - Motor/Gearbox Assembly (After 12/15/05)	1140445E-NLA See Note(s) E, B, A	1140446E-NLA See Note(s) B, A, E
2.	Gearbox Assembly (Before 12/16/05)	1086228-NLA See Note(s) F, D	1086227-NLA See Note(s) F, D
2.	Gearbox Assembly (After 12/15/05)	1086222-NLA See Note(s) G, F	1086221 See Note(s) F, G
3.	Motor Assembly (Before 12/16/05)	1120358-NLA See Note(s) A, C, D	1120359-NLA See Note(s) D, C, A
3.	Motor Assembly (After 12/15/05)	1141701-NLA See Note(s) H, A, C	1141702-NLA See Note(s) A, C, H
NOTE: A - Non-Heavy duty for 300 Lb. weight limit. Standard on TDX3 and (TDX4 Before 10/9/06). Tarsys Powered Seating with upgrade model codes HD250T3 and HD250T4 Before 10/9/06. Tarsys Powered Seating no longer offered after 10/8/06 B - Includes items 2-13 C - Includes motor and items 7-13 D - Before 12/16/05 E - After 12/15/05. NOTE: Brake Repair Kits are currently not available. F - When a new gearbox or mounting screws are ordered, (2 ea.) metric and (2 ea.) non-metric screws (item 6) must be ordered. Invacare Corp. utilizes alternate suppliers for this part number. G - After 12/15/05. Refer to MWD=R & MWD=L when ordering for a TDX model H - After 12/15/05			

Motor, 4-Pole, Gearbox and Mounting Hardware

NOTE: 2-Pole motors were standard on TDX3 with a user weight capacity of 250 Lbs. before 10/20/03 and after 10/19/03 4-Pole motors became standard on TDX3 with a user weight capacity of 300 Lbs. for Non-Powered seating systems. Powered Seating Systems with a user weight capacity of 250 Lbs. or greater use 4-Pole motors.

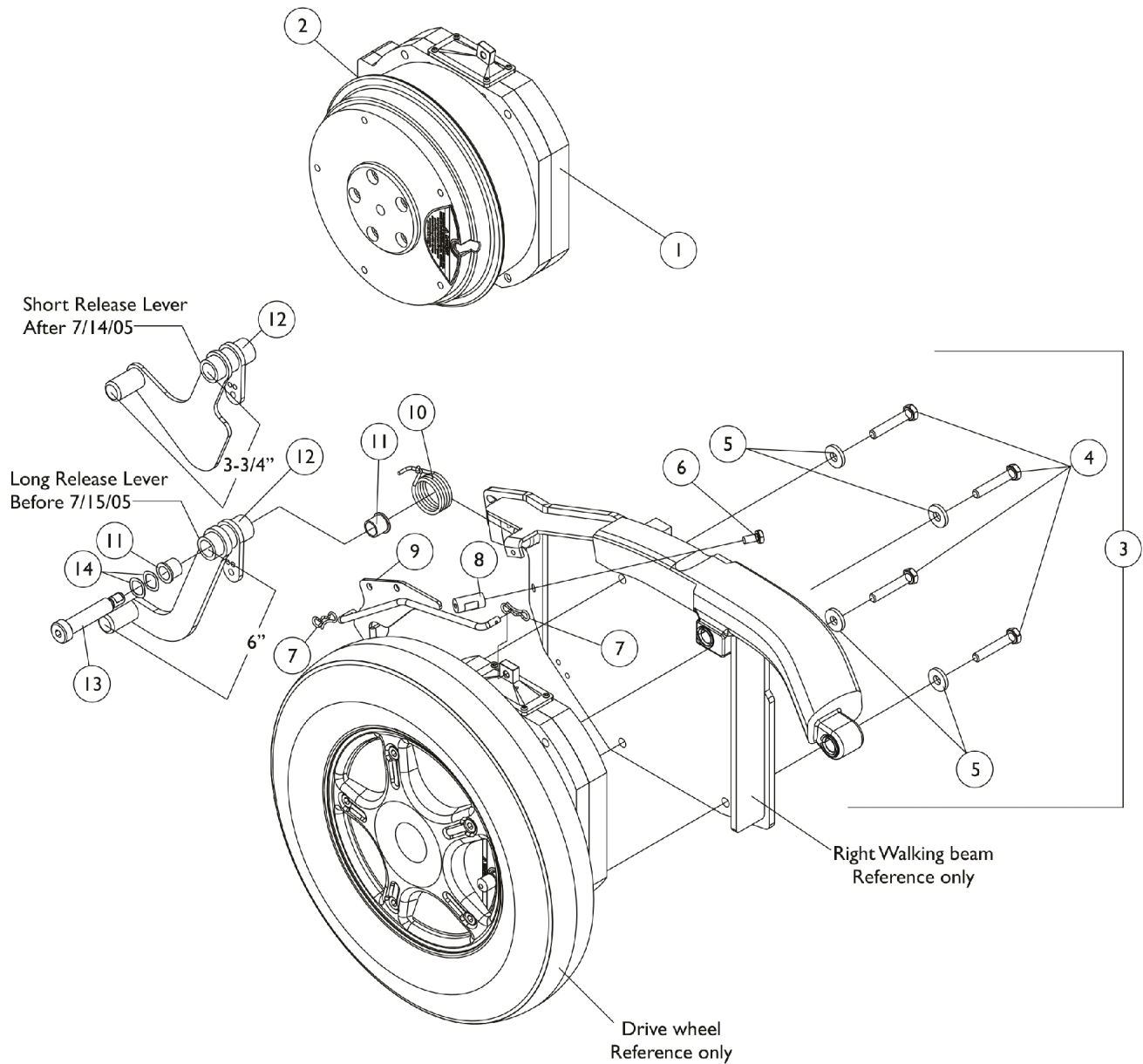
Item #'s 1-3 (TDX3 SE 300 Lb. Weight Limit) and (TDX3/TDX4 Heavy Duty 400 Lb. Weight Limit)

Item Number	Description	TDX3/TDX3 SE and TDX4 Right Side	TDX3/TDX3 SE and TDX4 Left Side
1.	Motor/Gearbox Assembly	1121146-NLA See Note(s) B, E, A	1121147-NLA See Note(s) E, B, A
2.	Gearbox Assembly	1086228-NLA See Note(s) D, A	1086227-NLA See Note(s) D, A
3.	Motor Assembly	1121144 See Note(s) C, A	1121145 See Note(s) C, A
3.	WARR RPLMT - Motor Assembly	1121144E-NLA See Note(s) A, C	1121145E-NLA See Note(s) C, A
NOTE: A - Heavy duty for 400 Lb. weight limit. (Upgrade on TDX3 Before 10/9/06 & not offered on TDX3 After 10/8/06) (Upgrade on TDX4 Before 10/9/06 & Standard on TDX4 After 10/8/06) (Standard on TDX3 SE introduced 11/15/06 for 300 Lb. Weight Limit) B - Includes items 2-13 C - Includes motor and items 7-13 D - When a new gearbox or mounting screws are ordered, (2 ea.) metric and (2 ea.) non-metric screws (item 6) must be ordered. Invacare Corp. utilizes alternate suppliers for this part number. E - As of May 2008, the Metal Motor End Cap will be replaced with a Composite Motor End Cap. The change does not affect form, fit, function or aesthetics.			

Motor, GB HD (TrueTrack) and Mounting Hardware

GB motors are optional on TDX 3 and TDX 4. Standard on TDX 5 models.

GB motors are used for both 300 and 400 Lb. weight limits



Motor, GB HD (TrueTrack) and Mounting Hardware

GB motors are optional on TDX 3 and TDX 4. Standard on TDX 5 models.

GB motors are used for both 300 and 400 Lb. weight limits

Item Number	Note	Part Number	Description	Quantity Per	
				Package	Assembly
1	H,H1,I, K	1152665-NLA	NLA - Kit, Motor, TDX GB TT HD - Right	1	1
1	H,H1,I, K	1152665E	Reconditioned - Kit, Motor, TDX GB TT HD - Right	1	1
1	H,H1,I, K	1152666-NLA	NLA - Kit, Motor, TDX GB TT HD - Left	1	1
1	H,H1,I, K	1152666E	Reconditioned - Kit, Motor, TDX GB TT HD - Left	1	1
1	I,L	1123234E-NLA	NLA - WARR RPLMT - Motor, 3rd Gen. Storm GB HD = Left / TDX = Right and Installation Instruction Sheet	1	1
1	I,L	1123235E-NLA	NLA - WARR RPLMT - Motor, 3rd Gen. Storm GB HD = Right / TDX = Left and Installation Instruction Sheet	1	1
2	F	1133188-NLA	NLA - Gasket, Motor Connector	1	1
	B	1122137	Instruction Sheet, GB HD Motor Installation For TDX	1	1
	B,G	1144925	Kit, Stand-Off Screw with Lockwasher	1	2
	B,J,J1	1134214	Kit, GB HD Controller Gasket Connector	1	1
3	A,C,D	1120353-NLA	NLA - Kit, GB Motor Mounting Hardware - Right	1	1
4			NLA - Screw, Hex Head w/ Patch (M8 x 1.25 x 45mm)	1	4
5			Washer, Flat (21/64 x 53/64 x 7/64")	1	4
6			Screw, Hex Head w/ Patch (1/4-20 x 1/2")	1	1
7			NLA - Cotter, Locking Bow-Tie (1/4" Shaft)	1	2
8			NLA - Stand-Off	1	1
9			Rod, Linkage - Right	1	1
10			Spring, GB Brake Release - Right	1	1
11			Bushing (1/2 x 5/8")	1	2
12			NLA - Lever, Long Release, Black - Right	1	1
13			NLA - Screw, Shoulder Hex Socket Head (1/2 x 2", 3/8-16)	1	1
14			Washer, Wave (17/32 x 3/4 x 1/64")	1	2
3	A,C,D	1120354-NLA	NLA - Kit, GB Motor Mounting Hardware - Left	1	1
4			NLA - Screw, Hex Head w/ Patch (M8 x 1.25 x 45mm)	1	4
5			Washer, Flat (21/64 x 53/64 x 7/64")	1	4
6			Screw, Hex Head w/ Patch (1/4-20 x 1/2")	1	1
7			NLA - Cotter, Locking Bow-Tie (1/4" Shaft)	1	2
8			NLA - Stand-Off	1	1
9			Rod, Linkage - Left	1	1
10			Spring, GB Brake Release - Left	1	1
11			Bushing (1/2 x 5/8")	1	2
12			NLA - Lever, Long Release, Black - Left	1	1

Motor, GB HD (TrueTrack) and Mounting Hardware

GB motors are optional on TDX 3 and TDX 4. Standard on TDX 5 models.

GB motors are used for both 300 and 400 Lb. weight limits

Item Number	Note	Part Number	Description	Quantity Per	
				Package	Assembly
13	A,C,E, M	1137085-NLA	NLA - Screw, Shoulder Hex Socket Head (1/2 x 2", 3/8-16)	1	1
14			Washer, Wave (17/32 x 3/4 x 1/64")	1	2
3			NLA - Kit, GB Motor Mounting Hardware - Right	1	1
4			NLA - Screw, Hex Head w/ Patch (M8 x 1.25 x 45mm)	1	4
5			Washer, Flat (21/64 x 53/64 x 7/64")	1	4
6			Screw, Hex Head w/ Patch (1/4-20 x 1/2")	1	1
7			NLA - Cotter, Locking Bow-Tie (1/4" Shaft)	1	2
8			NLA - Stand-Off	1	1
9			Rod, Linkage - Right	1	1
10			Spring, GB Brake Release - Right	1	1
11			Bushing (1/2 x 5/8")	1	2
12			NLA - Lever, Short Release - Right	1	1
13			NLA - Screw, Shoulder Hex Socket Head (1/2 x 2", 3/8-16)	1	1
14	A,C,E, M	1137086-NLA	Washer, Wave (17/32 x 3/4 x 1/64")	1	2
3			NLA - Kit, GB Motor Mounting Hardware - Left	1	1
4			NLA - Screw, Hex Head w/ Patch (M8 x 1.25 x 45mm)	1	4
5			Washer, Flat (21/64 x 53/64 x 7/64")	1	4
6			Screw, Hex Head w/ Patch (1/4-20 x 1/2")	1	1
7			NLA - Cotter, Locking Bow-Tie (1/4" Shaft)	1	2
8			NLA - Stand-Off	1	1
9			Rod, Linkage - Left	1	1
10			Spring, GB Brake Release - Left	1	1
11			Bushing (1/2 x 5/8")	1	2
12			NLA - Lever, Short Release - Left	1	1
13			NLA - Screw, Shoulder Hex Socket Head (1/2 x 2", 3/8-16)	1	1
14			Washer, Wave (17/32 x 3/4 x 1/64")	1	2
12	D	1113196-NLA	NLA - Lever, Long Release, Black - Right	1	1
12	D	1113197-NLA	NLA - Lever, Long Release, Black - Left	1	1
12	E	1133886-NLA	NLA - Lever, Short Release - Right	1	1
12	E	1133887-NLA	NLA - Lever, Short Release - Left	1	1

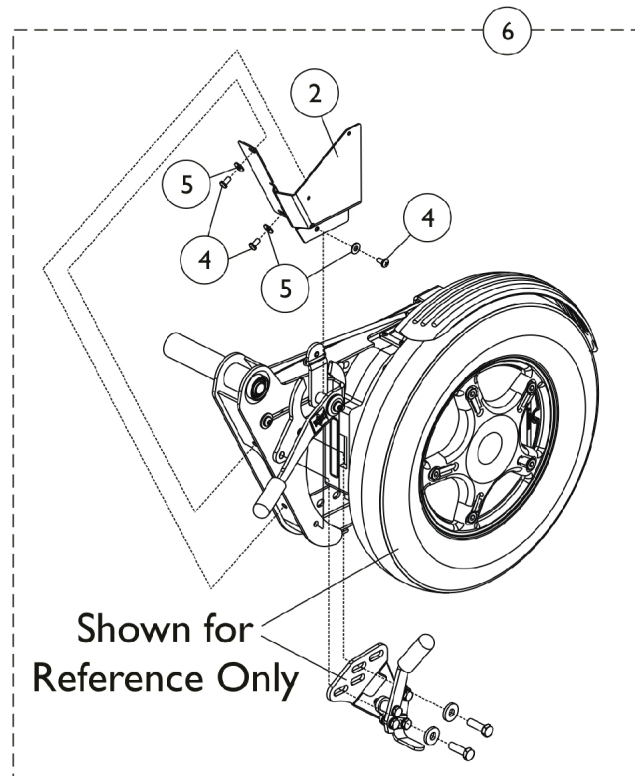
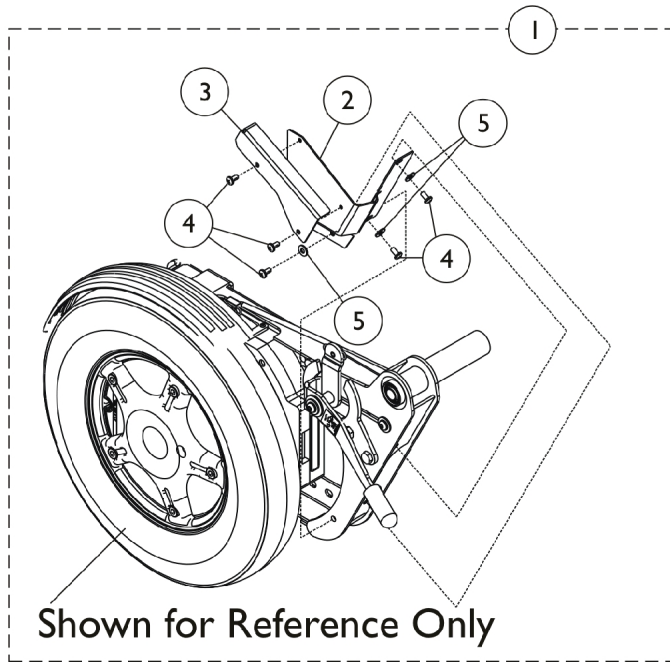
Motor, GB HD (TrueTrack) and Mounting Hardware

GB motors are optional on TDX 3 and TDX 4. Standard on TDX 5 models.

GB motors are used for both 300 and 400 Lb. weight limits

NOTE: A - Includes items 4-14
B - Not Shown.
C - A reinforcement plate was added to the linkage rod 1/31/05 and the reinforcement plate was revised 9/19/07. It is recommended to order new motor mounting hardware in pairs for chairs manufactured before 9/19/07.
D - Before 7/15/05. GB Motor Mounting Hardware used a Long Release Lever.
E - After 7/14/05. GB Motor Mounting Hardware used a Short Release Lever.
F - Connector Gasket added to all GB HD Motors 5/16/06 and comes standard when a new motor is ordered. Gasket can be attached to all GB HD Motors in the field before 5/16/06 as well
G - Stand-Off Screw with Lockwasher kit used to secure the controller cable on the GB motors
H - Kit includes the GB Motor, item #9 Linkage Rod, item #10 Brake Release Spring, item #14 Wave Washers and GB HD Motor Installation Instruction Sheet. The GB HD Motor Brake Lever was revised 9/18/07 and
H1 - required a change to the Linkage Rod and Release Spring to create a low effort brake mechanism to prevent permanent damage to the motor brake lever. Kits are backward compatible to all GB HD Motors in the field. For chair SN's 071XXXXXX and After
I - The GB HD motor will include a Controller Gasket Connector Kit created 10/26/07 that attaches to the controller motor cables. The kit can retrofit to existing GB HD controllers in the field.
J - Kit was created 10/26/07 and attaches to the controller motor cables. Includes 2 ea. GB HD Controller Gasket Connectors, 2 ea. Silicon Lubricant Packets, 1 ea. Instruction Sheet. Individual components are non-saleable.
J1 - The kit can retrofit to existing GB HD controllers in the field
K - When ordering TDX GB HD Motor Kits for chairs manufactured before 7/15/05, Short Release Lever 1133886 (Right) or 1133887 (Left) must be ordered as well.
L - Warranty Replacement Part #'s 1123234E and 1123235E do not require additional hardware to retrofit chairs in the field. For chair SN's 07HXXXXXX and before.
M - Item 12 release lever contour was revised on 5/05/08 and is backward compatible to all chairs in the field. It is not required to order a right and left side release lever together.

GB Connector Covers

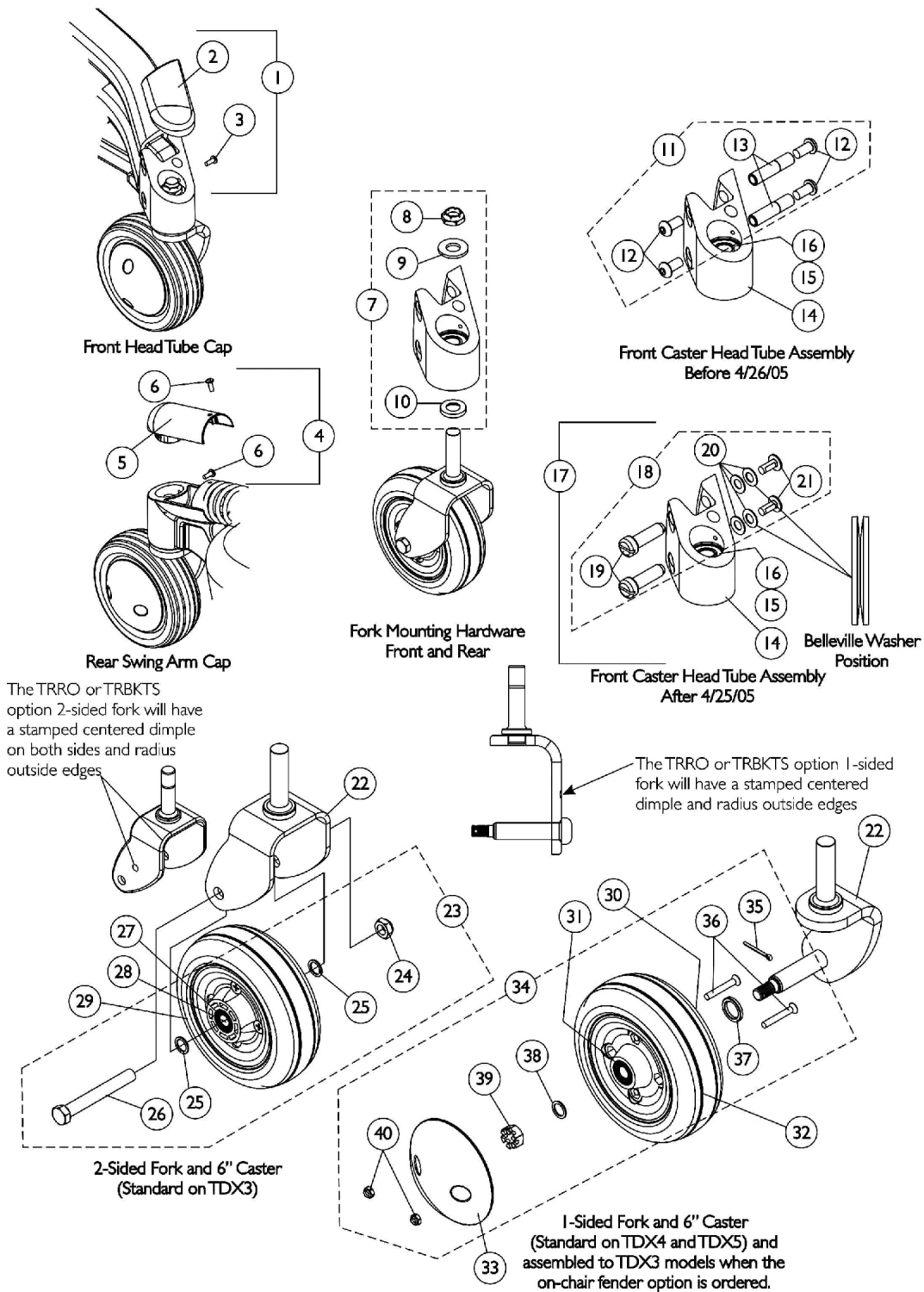


GB Connector Covers

Item Number	Note	Part Number	Description	Quantity Per	
				Package	Assembly
1	A	1141670-NLA	NLA - GB Connector Cover w/o Wheel Lock Assembly - Right	1	1
2			Bracket, Cover, Connector, Black - Right	1	1
3			Bracket, Cover, Connector, Top, Black - Right	1	1
4			NLA - Screw, Phillips Pan Head w/ Patch (#10-32 x 3/8")	1	4
5			NLA - Washer, Plain (3/16 x 1/2 x 1/16")	1	2
			Sheet, Instruction	1	1
1	A	1141671-NLA	NLA - GB Connector Cover w/o Wheel Lock Assembly - Left	1	1
2			Bracket, Cover, Connector, Black - Left	1	1
3			Bracket, Cover, Connector, Top, Black - Left	1	1
4			NLA - Screw, Phillips Pan Head w/ Patch (#10-32 x 3/8")	1	4
5			NLA - Washer, Plain (3/16 x 1/2 x 1/16")	1	2
			Sheet, Instruction	1	1
6	B	1141672	GB Connector Cover w/ Wheel Lock Assembly - Right	1	1
2			Bracket, Cover, Connector, Black - Right	1	1
4			NLA - Screw, Phillips Pan Head w/ Patch (#10-32 x 3/8")	1	2
5			NLA - Washer, Plain (3/16 x 1/2 x 1/16")	1	2
			Sheet, Instruction	1	1
6	B	1141673	GB Connector Cover w/ Wheel Lock Assembly - Left	1	1
2			Bracket, Cover, Connector, Black - Left	1	1
4			NLA - Screw, Phillips Pan Head w/ Patch (#10-32 x 3/8")	1	2
5			NLA - Washer, Plain (3/16 x 1/2 x 1/16")	1	2
			Sheet, Instruction	1	1

NOTE: A - Includes items 2-5 and instruction sheet.
 B - Includes items 2, 4, 5 and instruction sheet.

Caster, 6" Front and Rear



Caster, 6" Front and Rear

Item Number	Note	Part Number	Description	Quantity Per	
				Package	Assembly
1	A	1121030-NLA	Kit, Cap with Screw, Front Head Tube - Right	1	1
2			NLA - Cap, Front Head Tube, Black - Right	1	1
3			Screw, Phillips Pan Head (#10-32 x 1/2")	1	1
1	A	1121031-NLA	Kit, Cap with Screw, Front Head Tube - Left	1	1
2			NLA - Cap, Front Head Tube, Black - Left	1	1
3			Screw, Phillips Pan Head (#10-32 x 1/2")	1	1
4	O	1121032-NLA	Kit, Cap with Screws, Rear Swing Arm	1	1
5			NLA - Cap, Rear Swing Arm, Black	1	1
6			Screw, Phillips Pan Head Tap (#10-32 x 3/8")	1	2
7	C	1110684	Kit, Fork Mounting Hardware	1	1
8			Locknut (5/8-18)	1	1
9			Washer, Nylon (5/8 x 1-5/16 x 1/8")	1	1
10			Spacer, Stem (5/8 x 1-1/8 x 3/16")	1	1
8		1028550	Locknut (5/8-18)	1	1
9		1041444	Washer, Nylon (5/8 x 1-5/16 x 1/8")	1	1
10		1106068	Spacer, Stem (5/8 x 1-1/8 x 3/16")	1	1
11	D	1128400	Kit, Front Head Tube Mounting Hardware	2	1
12			Screw, Socket Button Head Cap (3/8-24 x 3/4")	1	4
13			Bushing, Pivot Head Tube	1	2
14	E,G	8881113176-NL A	NLA - Head Tube with Bearings, Front - Right	1	1
14	E,G	8881113177-NL A	NLA - Head Tube with Bearings, Front - Left	1	1
14	F	1133038-NLA	NLA - Head Tube Black with Bearings, Front - Right	1	1
14	F	1133039-NLA	NLA - Head Tube Black with Bearings, Front - Left	1	1
15	S	40117X006	Bearing (5/8")	1	2
16	S	1110717	Ring, Tolerance	1	2
17	H	1128401-NLA	NLA - Kit, Front Headtube with Mounting Hardware	2	1
14			NLA - Head Tube Black with Bearings, Front - Right	1	1
14			NLA - Head Tube Black with Bearings, Front - Left	1	1
19			NLA - Pin, Black (1/2 x 1-5/8")	1	4
20			NLA - Washer, Belleville (3/8 x 3/4 x 1/16")	1	8
21			NLA - Screw, Socket Button Head Flange w/ Patch (5/16-18 x 3/4")	1	4
18	I	1128402	NLA - Kit, Front Head Tube Mounting Hardware	2	1
19			NLA - Pin, Black (1/2 x 1-5/8")	1	4
20			NLA - Washer, Belleville (3/8 x 3/4 x 1/16")	1	8
21			NLA - Screw, Socket Button Head Flange w/ Patch (5/16-18 x 3/4")	1	4
22		1110683	Fork and Stem, 2-Sided - Right/Left	1	1
22	N	1141020	Fork and Stem, 2-Sided, TRRO/TRBKTS - Right/Left	1	1
22	J,P	1113123	Fork and Stem, 1-Sided - Right	1	1
22	J,P	1113124	Fork and Stem, 1-Sided - Left	1	1
22	J,M,P	1141005	Fork and Stem, 1-Sided, TRRO/TRBKTS - Right	1	1

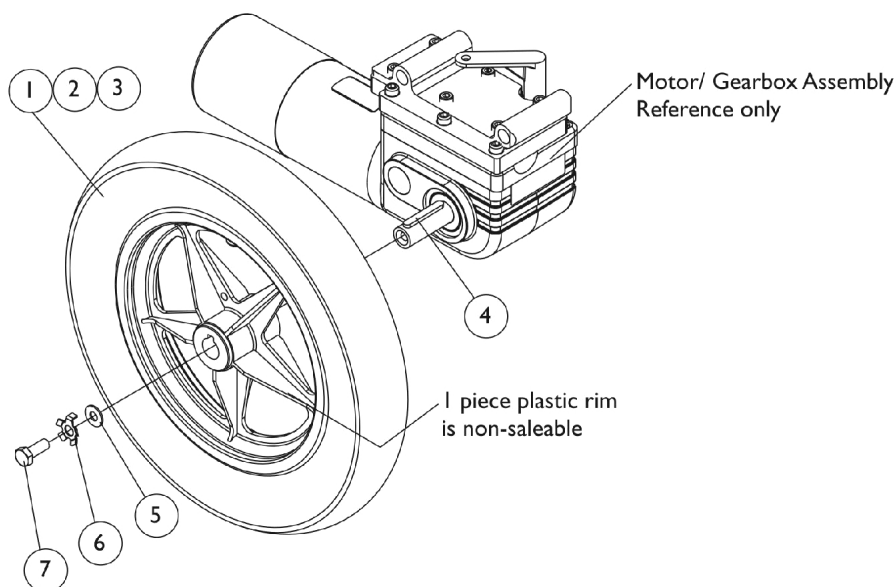
Caster, 6" Front and Rear

Item Number	Note	Part Number	Description	Quantity Per	
				Package	Assembly
22	J,P	1141006	Fork and Stem, 1-Sided, TRRO/TRBKTS - Left	1	1
23	K	1110708	Kit, Caster Mounting Hardware	1	1
24		1025734	Locknut (7/16-20)	1	1
25		1025724	Washer, Steel (15/32 x 5/8 x 3/64")	1	2
26		1025726	Screw, Hex Head (7/16-20 x 3-1/4")	1	1
27		1006049	Bearing (7/16")	1	2
28		1020592	Spacer, Bearing (7/16 x 5/8 x 1-3/4")	1	1
29	Q	1115179	Wheel Assembly, Semi-Pneumatic, Urethane, Deep Profile, Grey Tire/Black Hub (6" x 2")	1	1
29	Q	1122066	Wheel Assembly, Semi-Pneumatic, Urethane, Deep Profile, Grey Tire/Black Hub (6" x 2") (Pair)	2	1
30		40117X006	Bearing (5/8")	1	1
31		1006049	Bearing (7/16")	1	1
32	R	1110715	Wheel Assembly, Semi-Pneumatic, Urethane, Deep Profile, Grey Tire/Black Hub (6" x 2")	1	1
32	R	1122067	Wheel Assembly, Semi-Pneumatic, Urethane, Deep Profile, Grey Tire/Black Hub (6" x 2") (Pair)	2	1
33		1105854	Cap, Hub, Black	1	1
34	L	1108561	Hardware, Caster	1	1
35		1105852	Pin, Cotter (7/64 x 1")	1	1
36		1115246	Screw, Phillips Flat Head (M6 x 1 x 45mm)	1	2
37		1108005	Spacer, Steel (5/8 x 7/8 x 1/8")	1	1
38		1025724	Washer, Steel (15/32 x 5/8 x 3/64")	1	1
39		1107168-NLA	NLA - Nut, Hex Slotted (7/16-20)	1	1
40		1107698	Locknut (M6 x 1)	1	2

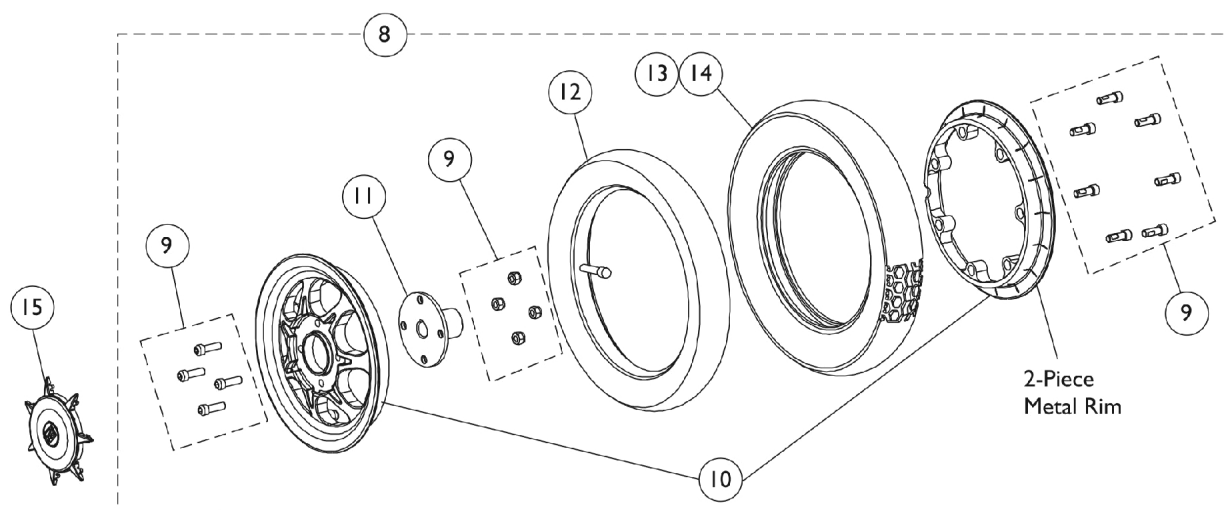
NOTE: A - Includes items 2 and 3. 1113206 and 1113207 Caps are no longer available. Kit part numbers 1121030 and 1121031 are no longer available also. There are no replacement part numbers available for the Front Head Tube Caps.
C - Includes items 8-10
D - Includes items 12 and 13
E - Head Tubes before 4/26/05. Frame finish changed to Black and Mtg. Holes were enlarged, Head Tubes before 4/26/05 are no longer available and must be replaced with Head Tubes made after 4/25/05. See item 17 and order the Head Tube and Hardware (Pair) kit.
F - Head Tubes manufactured after 4/25/05
G - Specify frame color when ordering, see page titled "Frame Finishes and Touch-Up Paints".
H - Includes items 14 Head Tubes manufactured after 4/25/05 and items 19-21
I - Includes items 19-21
J - When 1-sided forks are used, they are assembled in the front and rear of a TDX power chair.
K - Includes items 24-26
L - Includes items 35-40
M - The TRRO or TRBKTS option 1-sided fork will have a stamped centered dimple and radius outside edges
N - The TRRO or TRBKTS option 2-sided fork will have stamped centered dimple on both sides and radius outside edges
O - Includes items 5 and 6. Rear Swing Arm Cap is no longer available
P - One-Sided Forks are standard on GB Motors and optional on 4-Pole motors.
Q - Includes the Wheel Assembly plus items 27 and 28 also. Used only with the two sided forks.
R - Includes the Wheel Assembly plus items 30 and 31 also. Used only with the one sided forks.
S - Item #15 Bearings and Item #16 Tolerance Rings are used for the Front and Rear Caster Fork Stems.

Drive Wheels and Mounting Hardware (12-1/2" x 2-1/4") (For TDX3 w/ 2-Pole or 4-Pole Motors) & (For TDX3 SE w/ 4-Pole Motors)

NOTE: Items 4-7 wheel mounting hardware applies to both item #1 and item #8 12-1/2" drive wheel assemblies listed below.



**12-1/2" x 2-1/4" Drive Wheel
For TDX 3 with a 2-Pole Motor
(Standard) Before 10/20/03**



**12-1/2" x 2-1/4" Drive Wheel
For TDX3 with a 4-Pole Motor
(Standard) 10/18/03-10/8/06
For TDX3 SE with a 4-Pole Motor
(Standard) introduced 11/15/06**

Drive Wheels and Mounting Hardware (12-1/2" x 2-1/4") (For TDX3 w/ 2-Pole or 4-Pole Motors) & (For TDX3 SE w/ 4-Pole Motors)

NOTE: Items 4-7 wheel mounting hardware applies to both item #1 and item #8 12-1/2" drive wheel assemblies listed below.

Item Number	Note	Part Number	Description	Quantity Per	
				Package	Assembly
1	A	1064178-NLA	NLA - Drive Wheel Assembly, 5 Spoke, Pneumatic (12-1/2 x 2-1/4") Includes: Locking Tab Washer with Instruction Sheet	1	1
1	A	1064177	Drive Wheel Assembly, 5 Spoke w/ Foam Fill Insert (12-1/2 x 2-1/4") Includes: Locking Tab Washer with Instruction Sheet	1	1
2		1011524	Tire, Pneumatic, Grey (12-1/2" x 2-1/4")	1	1
3		1011525	Tube, Inner, Black (12-1/2 x 2-1/4")	1	1
4		1023264	Key (6mm x 6mm x 40mm)	1	1
5		1079247	Washer, Flat (21/64 x 53/64 x 7/64")	1	1
6		1064179	Kit, Locking Tab Washer w/ Instruction Sheet (Pair)	2	1
7		1023260	Screw (M8 x 1.25 x 20mm)	1	1
8	B	1122836	Drive Wheel Assembly, 7 Spoke, Pneumatic (12-1/2 x 2-1/4")	1	1
8	C	1122838	Drive Wheel Assembly, 7 Spoke with Foam Fill Insert (12-1/2 x 2-1/4")	1	1
9		1123137	Drive Wheel Hardware, Hub and 2-Piece Rim (12-1/2 x 2-1/4") Consists of: 4 ea. Screw, Socket Head Cap (5/16-24 x 1") 4 ea. Locknut (5/16-24) 7 ea. Screw, Socket Head Cap (1/4-20 x 1")	1	1
10		1123138	Rim Assembly, Inner/Outer (12-1/2 x 2-1/4")	1	1
11		1122196	Hub, Wheel	1	1
12		1011525	Tube, Inner, Black (12-1/2 x 2-1/4")	1	1
13		1011524	Tire, Pneumatic, Grey (12-1/2" x 2-1/4")	1	1
14		1122837	Tire w/ Foam Fill Insert, Grey (12-1/2" x 2-1/4")	1	1
15		1122835	Cap, Hub, Spoke	1	1

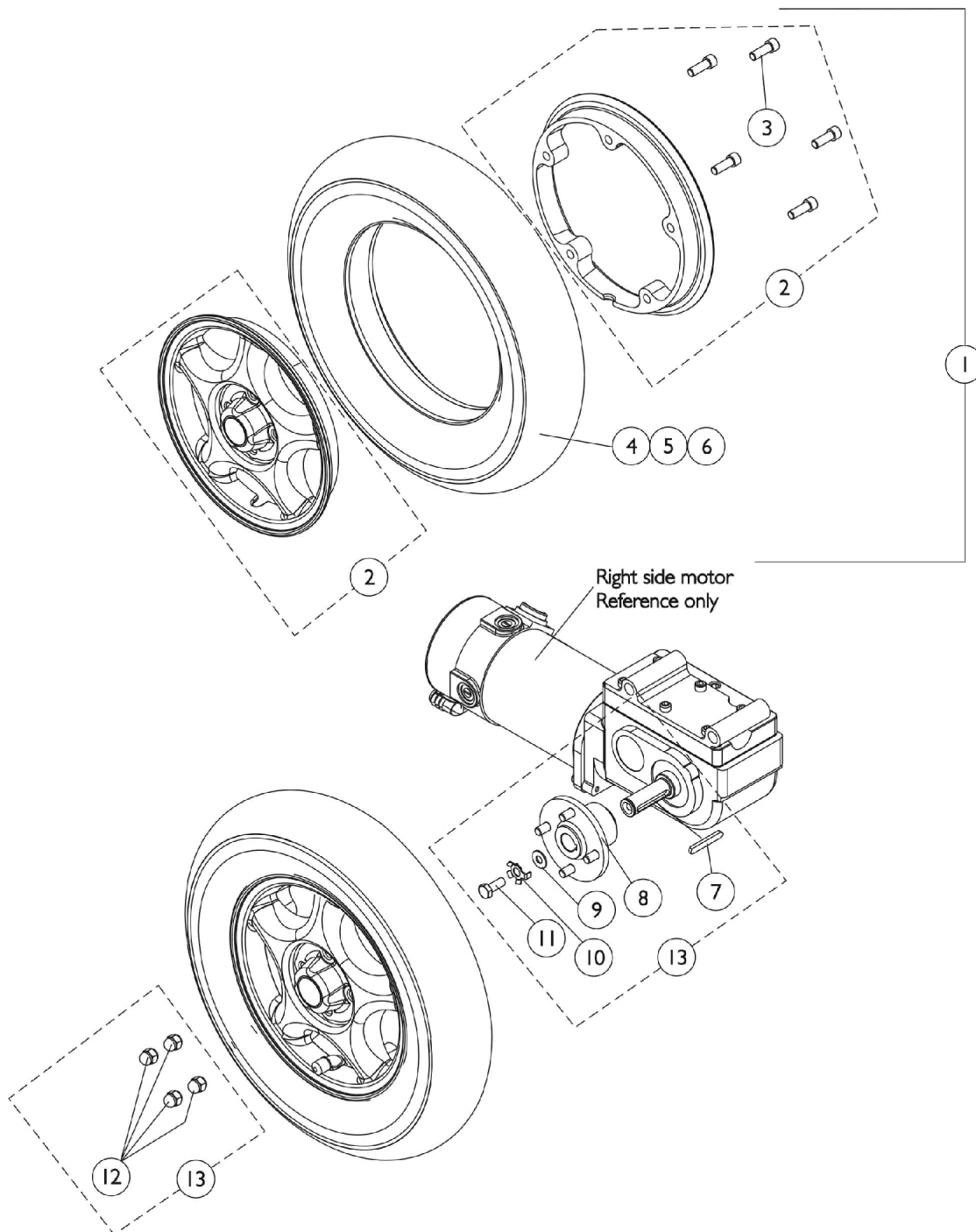
NOTE: A - Standard for TDX3 with 2-Pole Motor before 10/20/03. The 1 piece 5 spoke plastic rim is a non-saleable item.
B - Includes items 9-13. (Standard for TDX3 with 4-Pole Motor after 10/19/03), (Standard for TDX3 SE with 4-Pole Motor introduced 11/15/06)
C - Includes items 9-11 and 14. (Standard for TDX3 with 4-Pole Motor after 10/19/03), (Standard for TDX3 SE with 4-Pole Motor introduced 11/15/06)

NOTE: Items 4-7 wheel mounting hardware applies to both item #1 and item #8 12-1/2" drive wheel assemblies listed.

Drive Wheels and Mounting Hardware (14" x 3")

For TDX3, TDX SE and TDX4 with 4-Pole Motors

NOTE: (Upgrade on TDX3 Before 10/9/06), standard on (TDX 3 After 10/8/06) and TDX4, (Upgrade on TDX3 SE introduced 11/15/06)



Drive Wheels and Mounting Hardware (14" x 3")

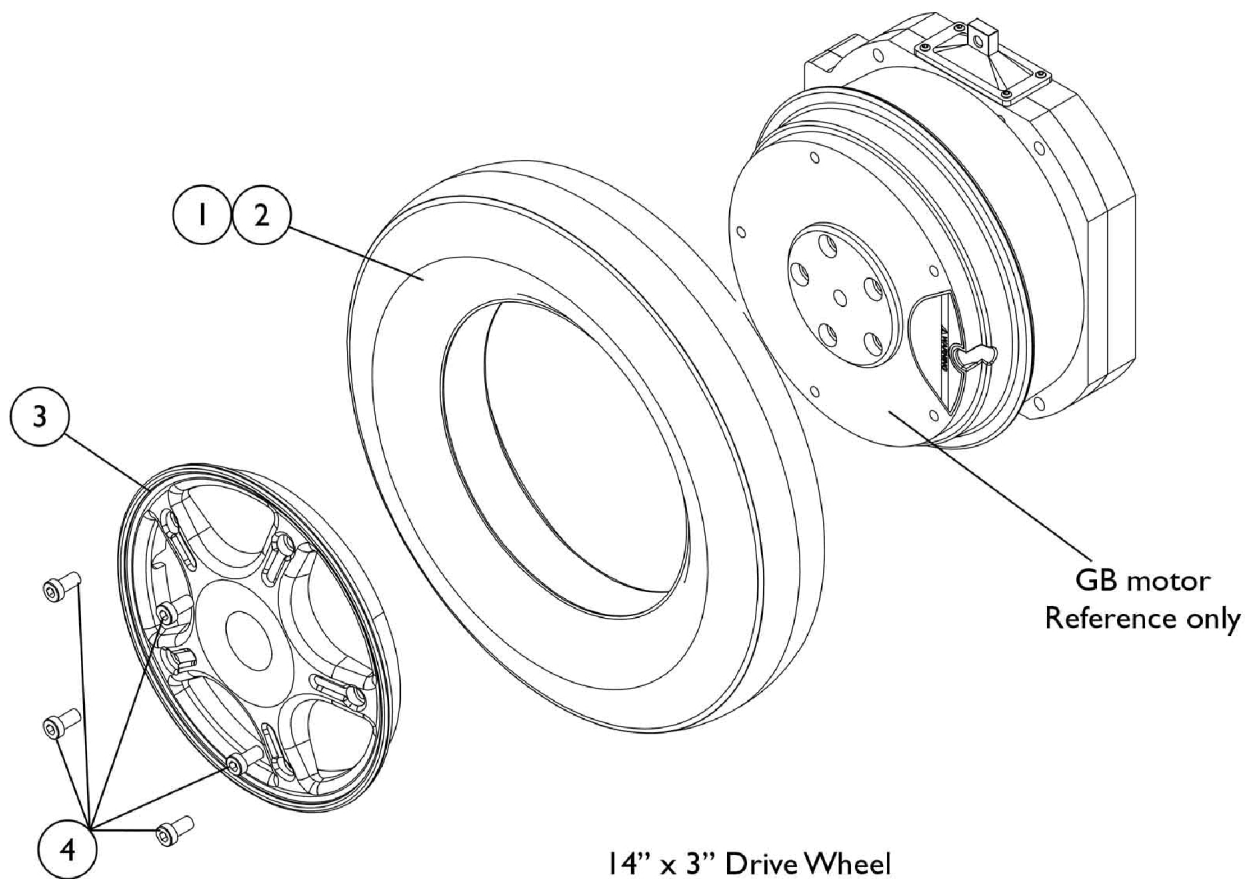
For TDX3, TDX SE and TDX4 with 4-Pole Motors

NOTE: (Upgrade on TDX3 Before 10/9/06), standard on (TDX 3 After 10/8/06) and TDX4, (Upgrade on TDX3 SE introduced 11/15/06)

Item Number	Note	Part Number	Description	Quantity Per	
				Package	Assembly
1		1104438	Drive Wheel Assembly, Pneumatic, Grey Tire/Silver Rim (14 x 3")	1	1
1	B	1104437	Drive Wheel Assembly, Flat Free, Grey Tire/Silver Rim (14 x 3")	1	1
1	C	1141343	Drive Wheel Assembly, Flat Free, Grey Tire/Silver Rim (14 x 3")	1	1
2	D	1104882-NLA	NLA - Kit, 8" Rim w/ Hardware (14 x 3" Wheel)	1	1
4		1039652	Tire, Pneumatic, Grey (14" x 3")	1	1
5	B	1101754	Tire w/ Foam Fill Insert, Grey (14" x 3")	1	1
5	C	1141342	Tire w/ Foam Fill Insert, Grey (14" x 3")	1	1
6		1039651	Tube, Inner, Black (14 x 3")	1	1
7		1023264	Key (6mm x 6mm x 40mm)	1	1
8		1110639	Hub, Wheel	1	1
9		1079247	Washer, Flat (21/64 x 53/64 x 7/64")	1	1
10		1064179	Kit, Locking Tab Washer w/ Instruction Sheet (Pair)	2	1
11		1023260	Screw (M8 x 1.25 x 20mm)	1	1
12		1100580	Nut, Beveled Hex (5/16-24)	1	4
13	A	1115352	Kit, Drive Wheel Mounting Hardware (14" x 3")	1	1
NOTE: A - Includes items 7-12 B - Before 12/19/05. Contains a black colored high density flat free foam material C - After 12/18/05. Contains a green colored low density flat free foam material that provides a softer ride. A customers chair must contain a matched color set of foam filled inserts. D - Sold complete. Includes the Rims and (5) ea. Socket Head Screws w/ Patch (5/16-18 x 7/8").					

Drive Wheels and Mounting Hardware

14" x 3" For GB Motors



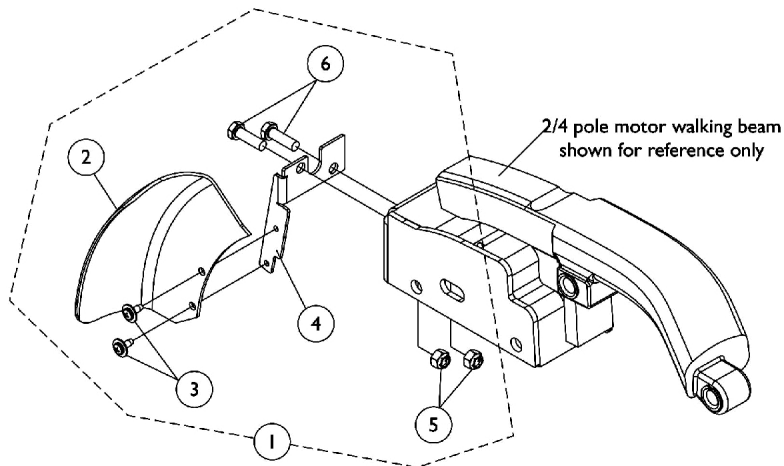
Drive Wheels and Mounting Hardware

14" x 3" For GB Motors

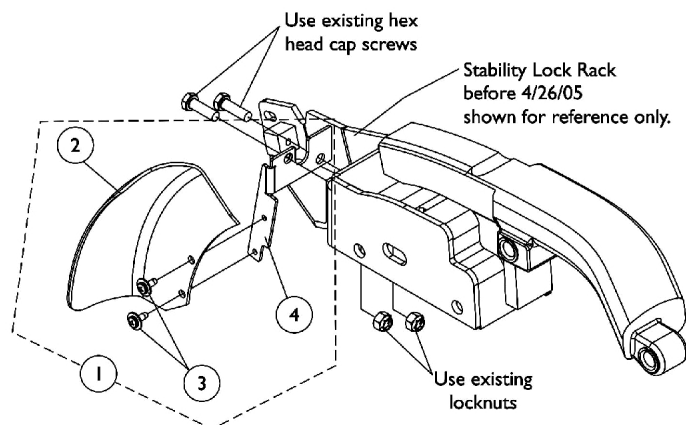
Item Number	Note	Part Number	Description	Quantity Per	
				Package	Assembly
1		1118273	Tire, Pneumatic with Instruction Sheet, Grey (14" x 3")	1	1
1	B,E,E1	1118274	Kit, Tire w/ Foam Fill Insert and Instruction Sheet, Grey (14" x 3")	1	1
1	C,D,E, E1	1141342	Tire w/ Foam Fill Insert, Grey (14" x 3")	1	1
2		1118275	Kit, Inner Tube w/ Instruction Sheet, Black (14 x 3")	1	1
3	E,E1	1116701	Kit, Rim 8" w/ Instruction Sheet (For 14 x 3" Wheel)	1	1
4	E,E1	1113320	Screw, Socket Head (M8 x 1.25 x 16mm)	1	5
	A,E1	1153683	Screw, Socket Head (M8 x 1.25 x 25MM)	1	3
	A,F	1114830-NLA	NLA - Instruction Sheet, Rim and Tire Replacement	1	1

NOTE: A - Not Shown
 B - Before 12/19/05. Contains a black colored high density flat free foam material
 C - After 12/18/05. Contains a green colored low density flat free foam material that provides a softer ride. A customers chair must contain a matched color set of foam filled inserts.
 D - Instruction Sheet part # 1114830 must be ordered when part # 1141342 is requested
 E - When ordering a new flat free tire, rim or 16MM wheel mounting screws item #4, it is recommended to order 3 ea. of part #1153683 25MM screws as well.
 E1 - The 25MM screws are inserted a 1/4" in every other mounting hole on the motor to compress the flat free and make it easier to install the 5 shorter 16MM screws item #4.
 F - Item is no longer available from the Invacare Service Parts Department. Refer to the Invacare Website under "Product Literature Search". Enter the part number in the "Keywords" field and download a free PDF version copy.

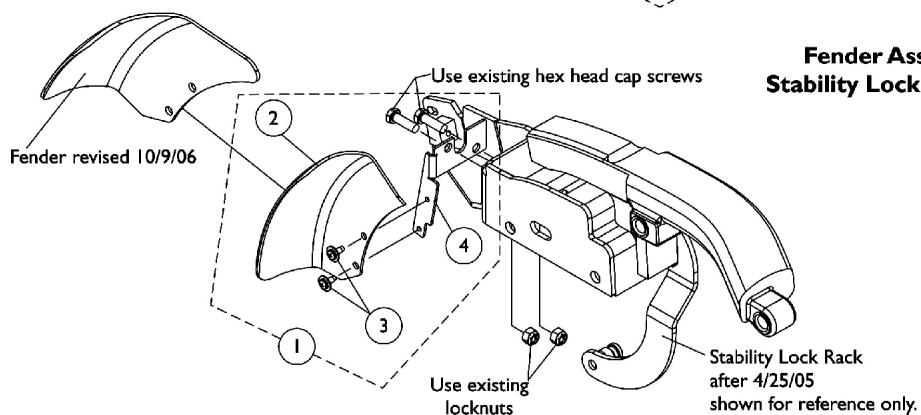
Fender Assembly For 2-Pole and 4-Pole Motors



Fender Assembly without Stability Lock



Fender Assembly with Stability Lock Before 4/26/05

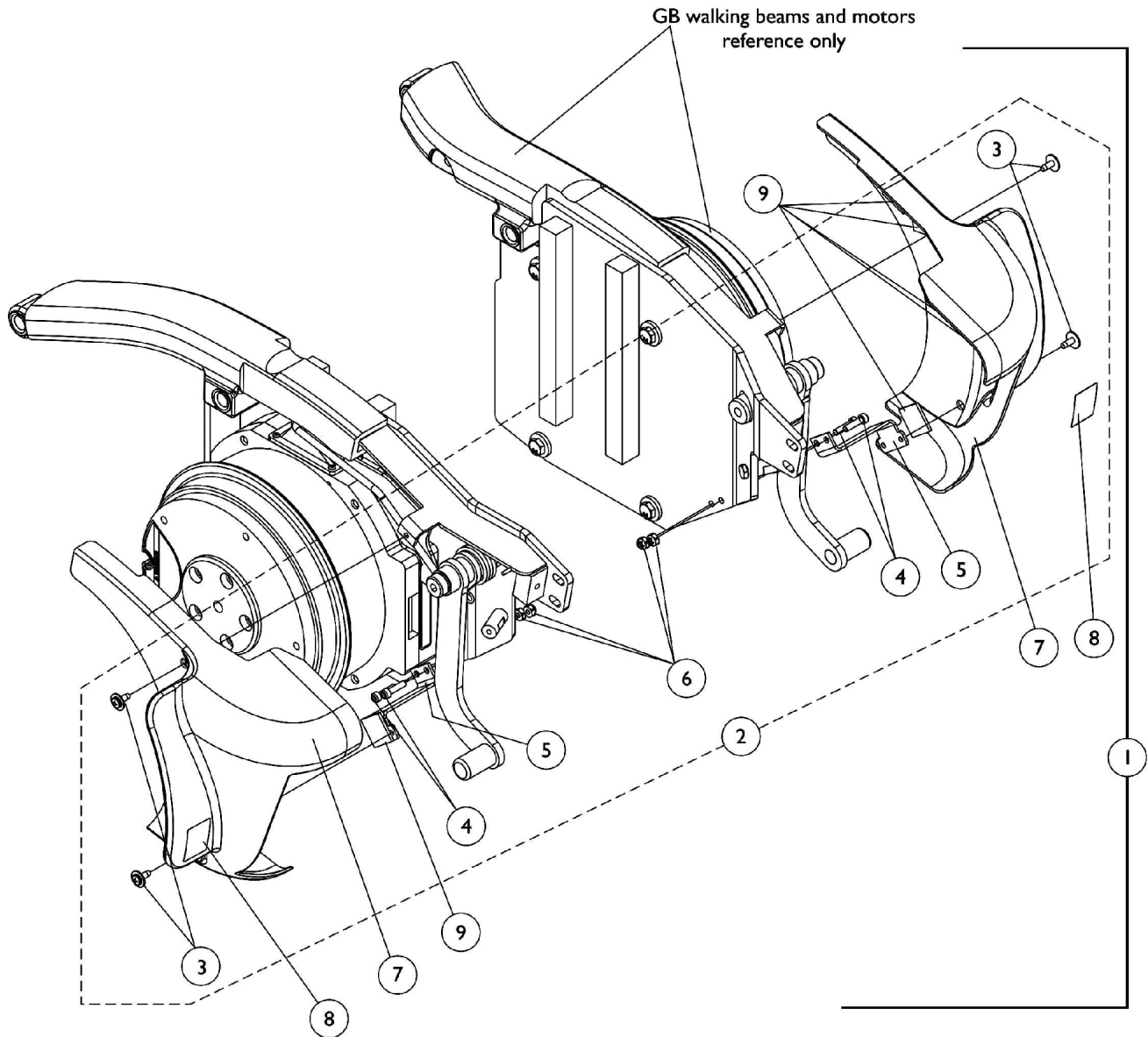


Fender Assembly with Stability Lock After 4/25/05

Fender Assembly For 2-Pole and 4-Pole Motors

Item Number	Note	Part Number	Description	Quantity Per	
				Package	Assembly
1	A,C	1120370-NLA	NLA - Fender Assembly without Stability Lock - Right	1	1
1	A,D	1120371-NLA	NLA - Fender Assembly without Stability Lock - Left	1	1
1	B,E	1120374-NLA	NLA - Fender Assembly with Stability Lock - Right	1	1
1	B,E	1120375-NLA	NLA - Fender Assembly with Stability Lock - Left	1	1
2	E	1117245-NLA	NLA - Fender - Right	1	1
2	E	1117246-NLA	NLA - Fender - Left	1	1
3		1114308	Screw, Phillips Pan Head Tap (#10-32 x 1/2")	1	2
4		1113238-NLA	NLA - Bracket, Fender Mounting Black - Right	1	1
4		1113239-NLA	NLA - Bracket, Fender Mounting, Black - Left	1	1
5		1026158	Locknut (5/16-18)	1	2
6		1003548	Screw, Hex Head (5/16-18 x 1")	1	2
NOTE: A - Includes items 2-6 B - Includes items 2-4 C - Refer to part number 1120374 and order 2 each of item #6 as well. D - Refer to part number 1120375 and order 2 each of item #6 as well. E - Fenders were revised 10/9/06 and are backward compatible for chairs manufactured before 10/9/06. It is recommended to order fenders in pairs for chairs manufactured before 10/9/06					

Fender Assembly For GB Motors



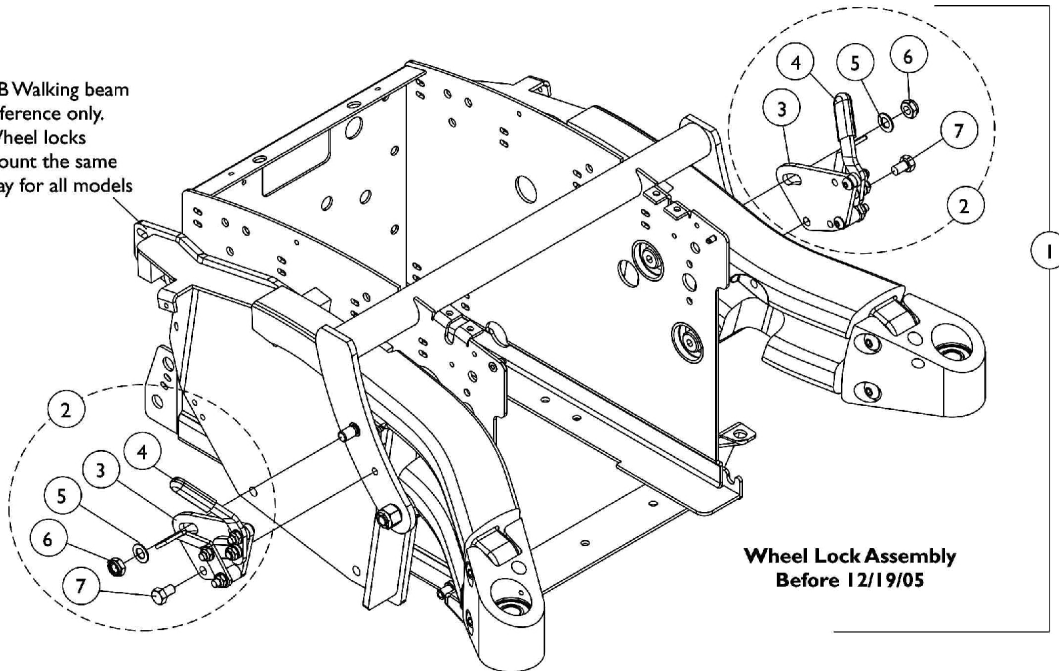
Fender Assembly For GB Motors

Item Number	Note	Part Number	Description	Quantity Per	
				Package	Assembly
1	A	1113216-NLA	NLA - GB Fender Assembly with Hardware	2	1
2	B	1120356-NLA	NLA - GB Fender Hardware	2	1
3		1114308	Screw, Phillips Pan Head Tap (#10-32 x 1/2")	1	4
4		0224600-NLA	NLA - Screw, Socket Head, Cap (#10-32 x 3/4")	1	4
5		1134523-NLA	NLA - Kit, Fender Mounting Bracket w/ Adhesive Loop, Black	1	2
6		1025735	Locknut (#10-32)	1	4
7	C	1121128-NLA	NLA - Fender Assembly, GB - Right	1	1
7	C	1121129-NLA	NLA - Fender Assembly, GB - Left	1	1
8		1104802	Decal, Push/Drive	1	2
9		1120470-NLA	NLA - Fastener, Loop with Adhesive Back (1" W X 1" L)	1	10
NOTE: A - Includes items 2 and 7 B - Includes items 3-6 C - Includes Fender and items 8-9					

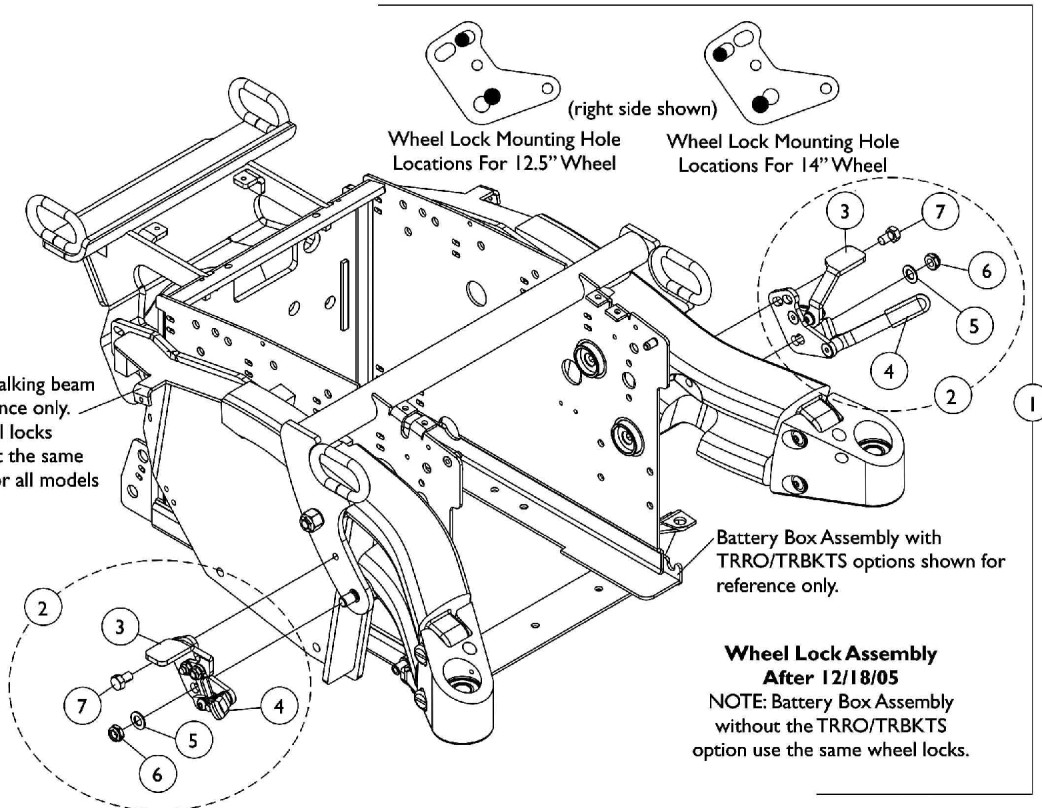
Wheel Lock Assembly

All Models

GB Walking beam
reference only.
Wheel locks
mount the same
way for all models



GB Walking beam
reference only.
Wheel locks
mount the same
way for all models



Wheel Lock Assembly

All Models

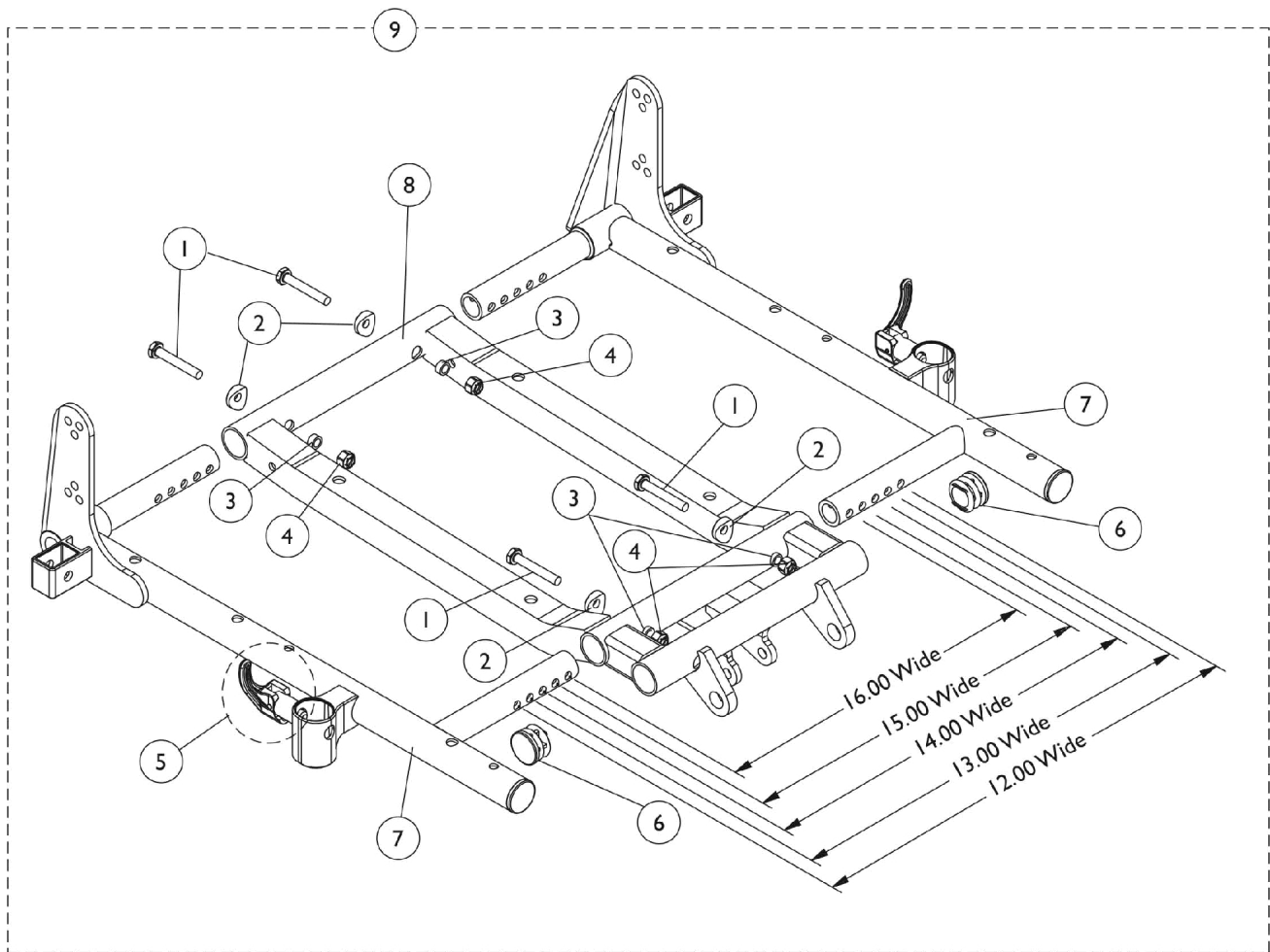
Item Number	Note	Part Number	Description	Quantity Per	
				Package	Assembly
1	A,B	1117252-NLA	Kit, Wheel Lock Assembly w/ Mounting Hardware TDX	2	1
3			NLA - Wheel Lock Assembly, TDX - Right	1	1
3			NLA - Wheel Lock Assembly, TDX - Left	1	1
5			Washer, Flat (3/8 x 11/16 x 1/16")	1	2
6			Locknut, Low Profile (3/8-16)	1	2
7			NLA - Screw, Hex Head w/ Patch (5/16-18 x 1/2")	1	2
1	A,C	1139899	NLA - Kit, Wheel Lock Assembly w/ Mounting Hardware TDX	2	1
3			Wheel Lock Assembly - Right	1	1
3			Wheel Lock Assembly - Left	1	1
5			Washer, Flat (3/8 x 11/16 x 1/16")	1	2
6			Locknut, Low Profile (3/8-16)	1	2
7			NLA - Screw, Hex Head w/ Patch (5/16-18 x 1/2")	1	2
2	A,B	1140252-NLA	Kit, Wheel Lock Assembly w/ Hardware TDX - Right	1	1
3			NLA - Wheel Lock Assembly, TDX - Right	1	1
5			Washer, Flat (3/8 x 11/16 x 1/16")	1	1
6			Locknut, Low Profile (3/8-16)	1	1
7			NLA - Screw, Hex Head w/ Patch (5/16-18 x 1/2")	1	1
2	A,B	1140253-NLA	Kit, Wheel Lock Assembly w/ Hardware TDX - Left	1	1
3			NLA - Wheel Lock Assembly, TDX - Left	1	1
5			Washer, Flat (3/8 x 11/16 x 1/16")	1	1
6			Locknut, Low Profile (3/8-16)	1	1
7			NLA - Screw, Hex Head w/ Patch (5/16-18 x 1/2")	1	1
2	A,C	1140254-NLA	NLA - Kit, Wheel Lock Assembly w/ Hardware TDX - Right	1	1
3			Wheel Lock Assembly - Right	1	1
5			Washer, Flat (3/8 x 11/16 x 1/16")	1	1
6			Locknut, Low Profile (3/8-16)	1	1
7			NLA - Screw, Hex Head w/ Patch (5/16-18 x 1/2")	1	1
2	A,C	1140255-NLA	NLA - Wheel Lock Assembly w/ Hardware TDX - Left	1	1
3			Wheel Lock Assembly - Left	1	1
5			Washer, Flat (3/8 x 11/16 x 1/16")	1	1
6			Locknut, Low Profile (3/8-16)	1	1
7			NLA - Screw, Hex Head w/ Patch (5/16-18 x 1/2")	1	1
4		1127688	Package, Plastic Tip, Black	10	1
4	C	1130584	Package, Cap, Brake Lever End, Black	10	1

NOTE: A - Includes the wheel lock tip with items 3 and 5-7
B - Before 12/19/05. No Longer Available, see item 1 and order a pair of wheel Locks part # 1139899 dated after 12/18/05.
Wheel Lock Handle before 12/19/06 measures approximately 2" long and after 12/18/06 measures approximately 3" long.
C - After 12/18/05 only.

ASBA Seat Frame and Hardware (12"-15" Wide) (Before 7/5/05)

NOTE: Center seat frame was changed 10/9/03 to accommodate Junior Center Mount Riggings. The center seat frame is backward compatible to all Junior Seat Frame Assemblies made before 10/9/03.

NOTE: The 16" wide setting is not used for TDX models.



ASBA Seat Frame and Hardware (12"-15" Wide) (Before 7/5/05)

NOTE: Center seat frame was changed 10/9/03 to accommodate Junior Center Mount Riggings. The center seat frame is backward compatible to all Junior Seat Frame Assemblies made before 10/9/03.

NOTE: The 16" wide setting is not used for TDX models.

Item Number	Note	Part Number	Description	Quantity Per	
				Package	Assembly
1		1037610	Screw, Hex Head (1/4-20 x 1-5/8")	1	4
2		1026099	Spacer, Coved (1/4 x 11/16 x 1/2")	1	4
3		1047449-NLA	NLA - Spacer (1/4 x 3/8 x 3/16")	1	4
4		7930333	Locknut (1/4-20)	25	4
5		47471X074	Spring, Arm Lock	1	1
5		1028594	Pin, Arm Lock, Black	1	1
5		1090768	Kit, Lock Handle w/Rivets (Pair)	2	1
6		1029501	Plug Button, Black (1")	1	2
7-9		See Chart	#'s 7-9 ASBA Seat Frame and Hardware	1	1

#'s 7-9 Seat Frames

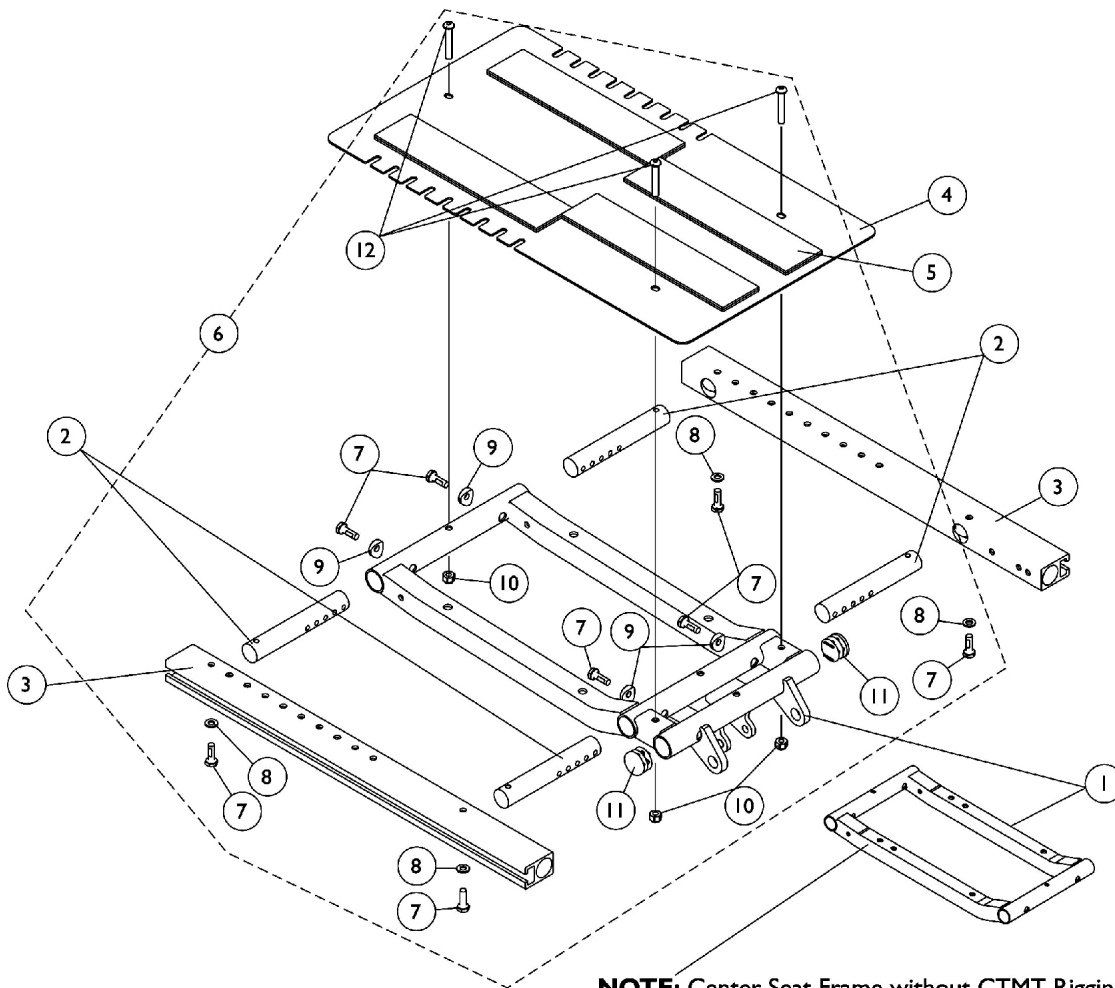
Item Number	Description	12"-13" W 12"-16" D	14"-15" W 12"-15" D	14"-15" W 16"-17" D	14"-15" W 18"-19" D	14"-15" W 20"-21" D	14"-15" W 22" D
7	Seat Frame Right See Note(s) A	1070473-NLA	1070473-NLA	1070473-NLA	1070526-NLA	1070528-NLA	1070530-NLA
7	Seat Frame Left See Note(s) A	1070474-NLA	1070474-NLA	1070474-NLA	1070527-NLA	1070529-NLA	1070531-NLA
8	Seat Frame Center See Note(s) C	1121982-NLA	1121982-NLA	1121982-NLA	1121982-NLA	1121995-NLA	1121995-NLA
9	Seat Frame Assembly See Note(s) B	1121991-NLA	1121991-NLA	1121991-NLA	1121992-NLA	1121993-NLA	1121994-NLA

NOTE: A - Seat frame includes item 5 arm lock assembly.

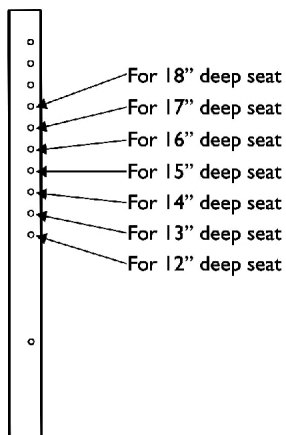
B - Includes items 1-8

C - Center seat frame revised 10/1/03 to accommodate Junior Center Mount Riggings. Center seat frame is backward compatible for all chairs made before 10/1/03 as well.

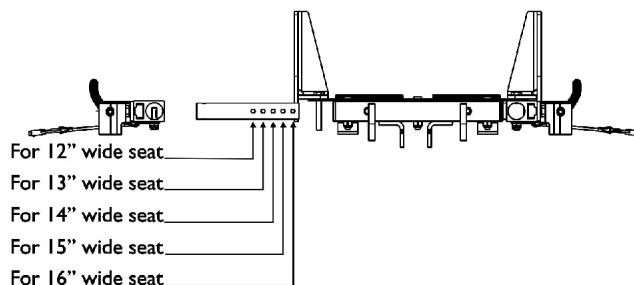
ADJASBA Seat Frame, Seat Pan and Hardware (12"-16" Wide) (After 7/4/05)



NOTE: Center Seat Frame without CTMT Rigging Brackets is used only when ELPW Front Riggings are ordered for Mk6i electronics in order to attach the Dual Leg Integrated Actuator Module (DLIAM).



Seat Frame Depth Settings

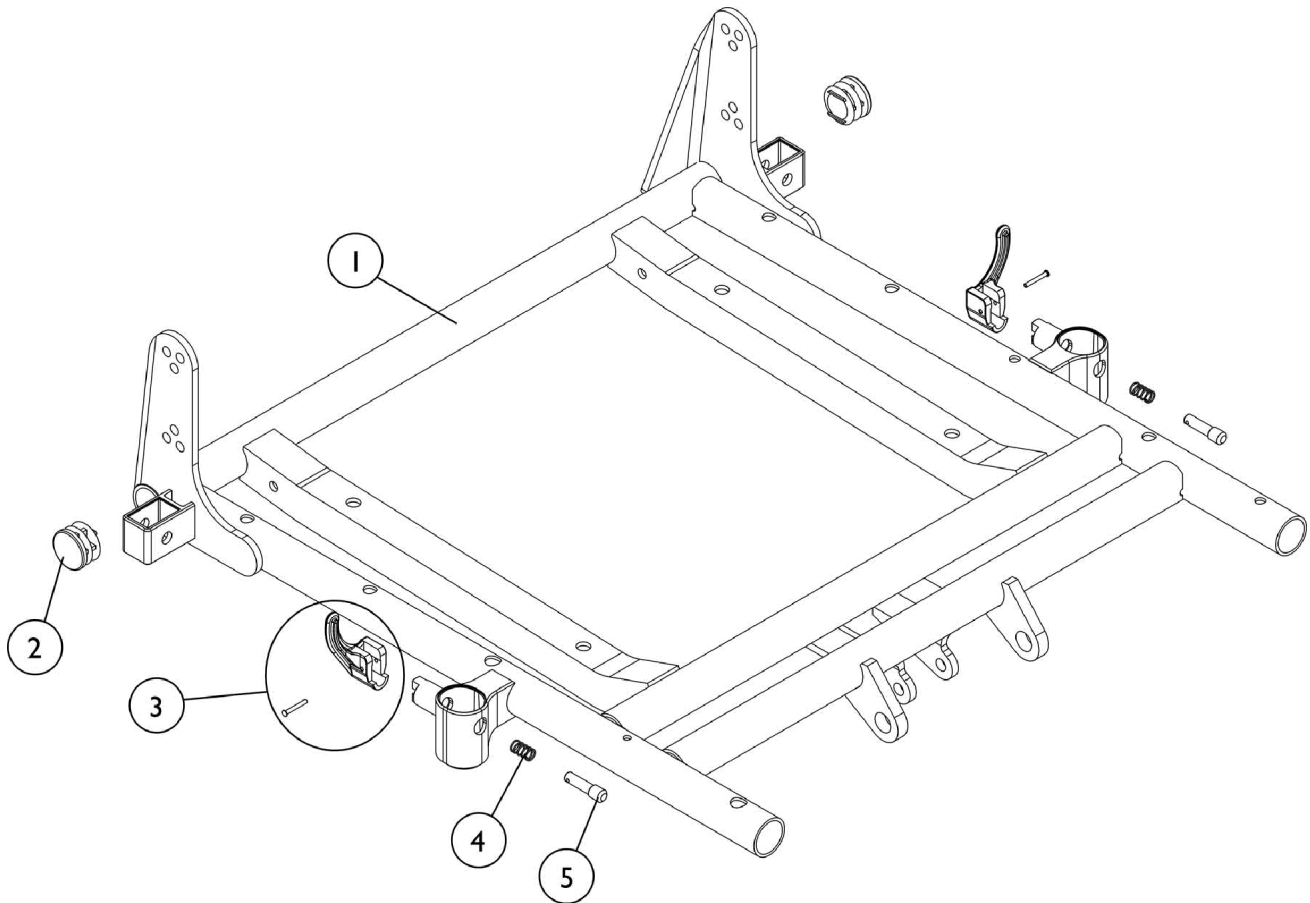


Seat Frame Width Settings

ADJASBA Seat Frame, Seat Pan and Hardware (12"-16" Wide) (After 7/4/05)

Item Number	Note	Part Number	Description	Quantity Per	
				Package	Assembly
1		1121982-NLA	NLA - Frame, Center Seat, Black	1	1
1	C	1070475-NLA	NLA - Frame w/o CTMT Brackets, Center Seat, Black	1	1
2		1126126-NLA	NLA - Crossbar, Seat Frame (12 - 16" W)	1	4
3		1126127-NLA	NLA - Rail, Side (12 - 18" D)	1	2
4	A	1126144	Pan, Seat, with Hook and Loop Fasteners (12 - 16" W x 12 - 18" D)	1	1
5		1039949-NLA	NLA - Fastener, Hook Adhesive Back (2" W x 16" L)	1	4
5		1044578-NLA	NLA - Fastener, Loop Adhesive Back (2" W x 16" L)	1	4
6	B,D	1135500-NLA	NLA - Kit, Seat Frame Assembly Hardware 12"-16" Wide	1	1
7			Screw, Hex Head w/ Patch (1/4-20 x 3/4")	1	8
8			Washer (1/4 x 1/2 x 1/16")	1	4
9			Spacer, Coved (1/4 x 11/16 x 1/2")	1	4
10			Locknut (1/4-20)	1	3
11			Plug Button, Black (1")	1	2
12			Screw, Socket Button Head (1/4-20 x 1-1/2")	1	3
11		1134425	Package, Plug Button, Black (1")	10	1
NOTE: A - Includes item 5 B - Includes items 7-12 C - Center Seat Frame without CTMT Rigging Brackets is used only when ELPW Front Riggings are ordered for Mk6i electronics in order to attach the Dual Leg Integrated Actuator Module (DLIAM). D - item 11 Plug Buttons are not used and only a quantity of 2 for item #12 is required for the Center Seat Frame w/o CTMT Rigging Brackets					

ASBA Seat Frame and Hardware (16"-24" Wide) (Before 7/5/05)



Item Number	Note	Part Number	Description	Quantity Per	
				Package	Assembly
1	A	See Chart	#1 Seat Frame with Hardware - Non-Recliner	1	1
2		1029501	Plug Button, Black (1")	1	2
3		1090768	Kit, Lock Handle w/Rivets (Pair)	2	1
4		47471X074	Spring, Arm Lock	1	2
5		1028594	Pin, Arm Lock, Black	1	2

NOTE: A - Includes seat frame and items 2-5

#1 Seat Frame with Hardware

Non-Recliner

Chair Width	16"-17" Depth	18" - 19" Depth	20" - 21" Depth	22" Depth
16" Width	1118313-NLA	1118322-NLA	1118331-NLA	1118340-NLA
17" Width	1118314-NLA	1118323-NLA	1118332-NLA	1118341-NLA
18" Width	1118315-NLA	1118324-NLA	1118333-NLA	1118342-NLA
19" Width	1118316-NLA	1118325-NLA	1118334-NLA	1118343-NLA
20" Width	1118317-NLA	1118326-NLA	1118335-NLA	1118344-NLA
21" Width	1118318-NLA	1118327-NLA	1118336-NLA	1118345-NLA

ASBA Seat Frame and Hardware

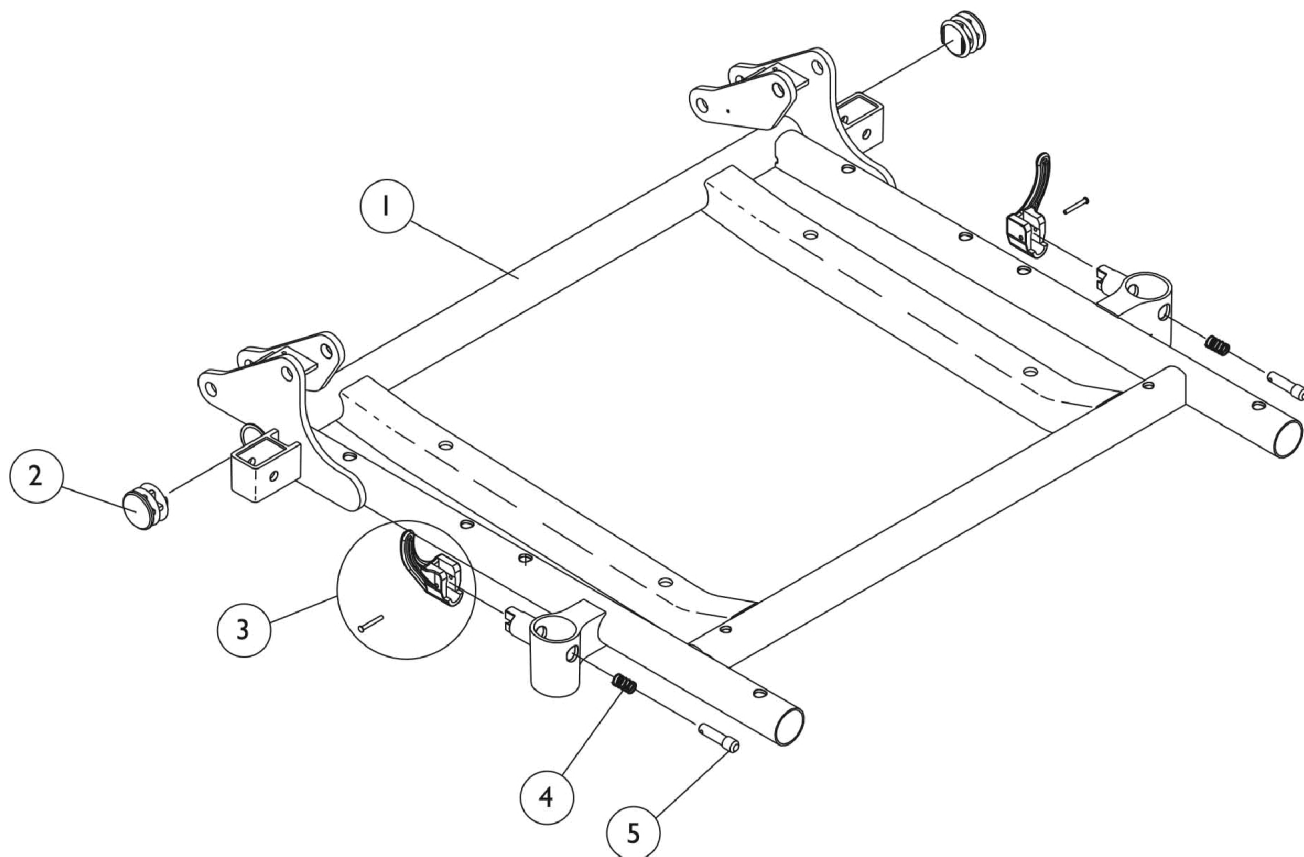
(16"-24" Wide) (Before 7/5/05)

#1 Seat Frame with Hardware

Non-Recliner

Chair Width	16"-17" Depth	18" - 19" Depth	20" - 21" Depth	22" Depth
22" Width	1118319-NLA	1118328-NLA	1118337-NLA	1118346-NLA
23" Width	1118320-NLA	1118329-NLA	1118338-NLA	1118347-NLA
24" Width	1118321-NLA	1118330-NLA	1118339-NLA	1118348-NLA
NOTE: Seat frame includes items 2-5				

ASBA Recliner Seat Frame and Hardware (16"-24" Wide) (Before 7/5/05)



Item Number	Note	Part Number	Description	Quantity Per	
				Package	Assembly
1	A	See Chart	#1 Seat Frame with Hardware - Recliner	1	1
2		1029501	Plug Button, Black (1")	1	2
3		1090768	Kit, Lock Handle w/Rivets (Pair)	2	1
4		47471X074	Spring, Arm Lock	1	2
5		1028594	Pin, Arm Lock, Black	1	2

NOTE: A - Includes seat frame and items 2-5

#1 Seat Frame with Hardware

Recliner

Chair Width	16"-17" Depth	18" - 19" Depth	20" - 21" Depth	22" Depth
16" Width	1070708-NLA	1070717-NLA	1070726-NLA	1070735-NLA
17" Width	1070709-NLA	1070718-NLA	1070727-NLA	1070736-NLA
18" Width	1070710-NLA	1070719-NLA	1070728-NLA	1070737-NLA
19" Width	1070711-NLA	1070720-NLA	1070729-NLA	1070738-NLA
20" Width	1070712-NLA	1070721-NLA	1070730-NLA	1070739-NLA
21" Width	1070713-NLA	1070722-NLA	1070731-NLA	1070740-NLA

ASBA Recliner Seat Frame and Hardware

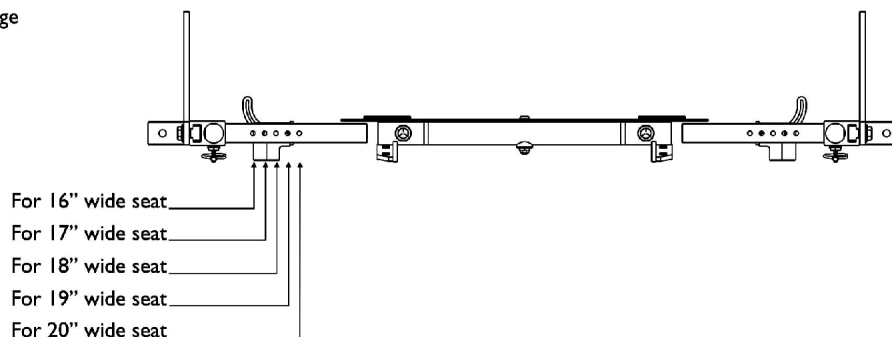
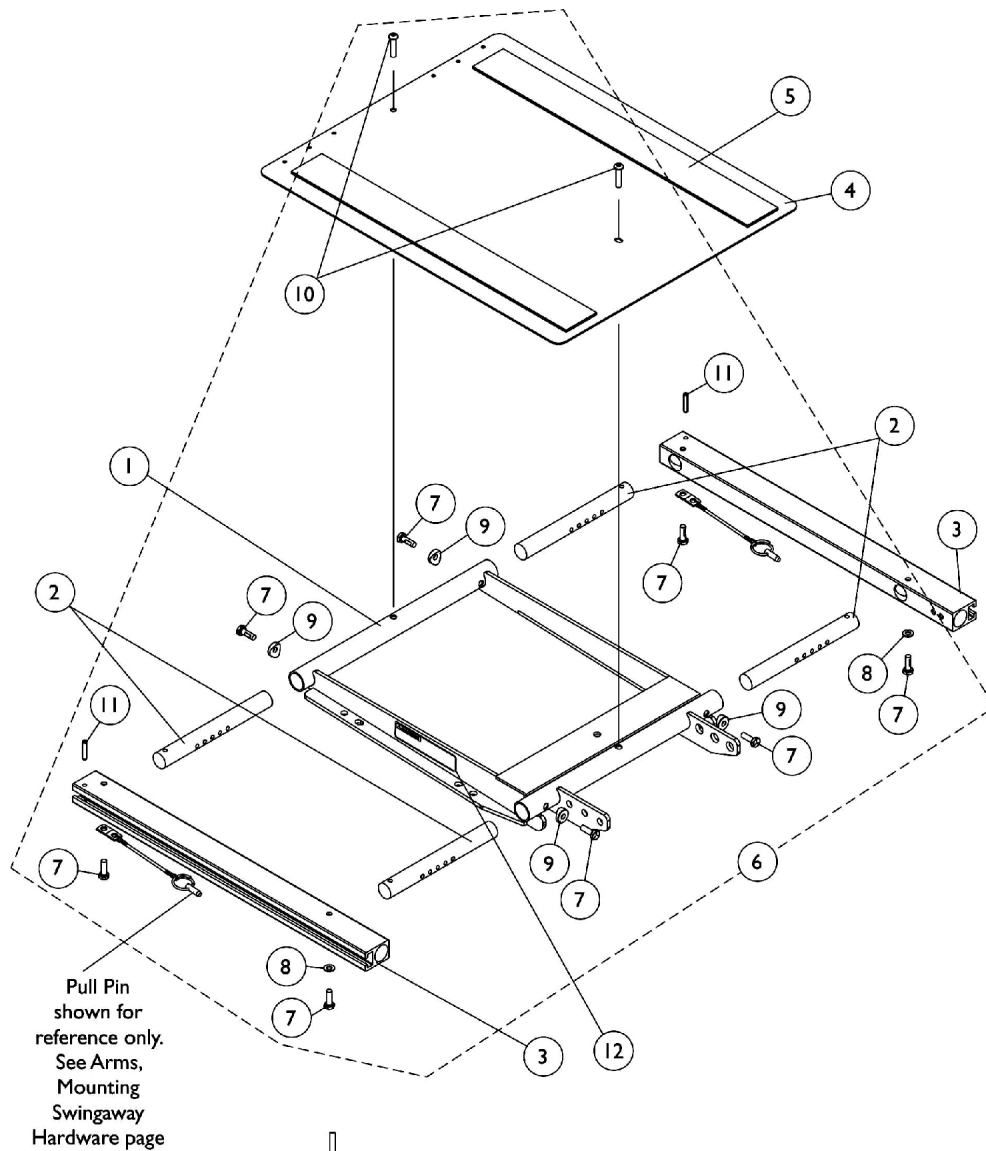
(16"-24" Wide) (Before 7/5/05)

#1 Seat Frame with Hardware

Recliner

Chair Width	16"-17" Depth	18" - 19" Depth	20" - 21" Depth	22" Depth
22" Width	1070714-NLA	1070723-NLA	1070732-NLA	1070741-NLA
23" Width	1070715-NLA	1070724-NLA	1070733-NLA	1070742-NLA
24" Width	1070716-NLA	1070725-NLA	1070734-NLA	1070743-NLA
NOTE: Seat frame includes items 2-5				

ADJASBA/ADJRECL Seat Frame, Seat Pan and Hardware (16"-20" Wide) x (16"-22" Deep) (After 7/4/05)

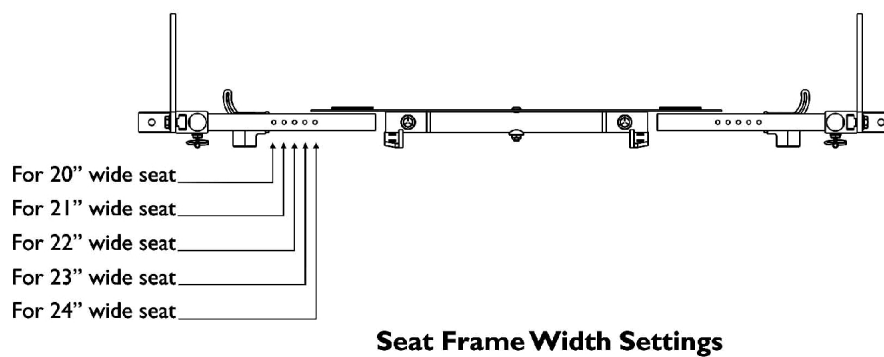
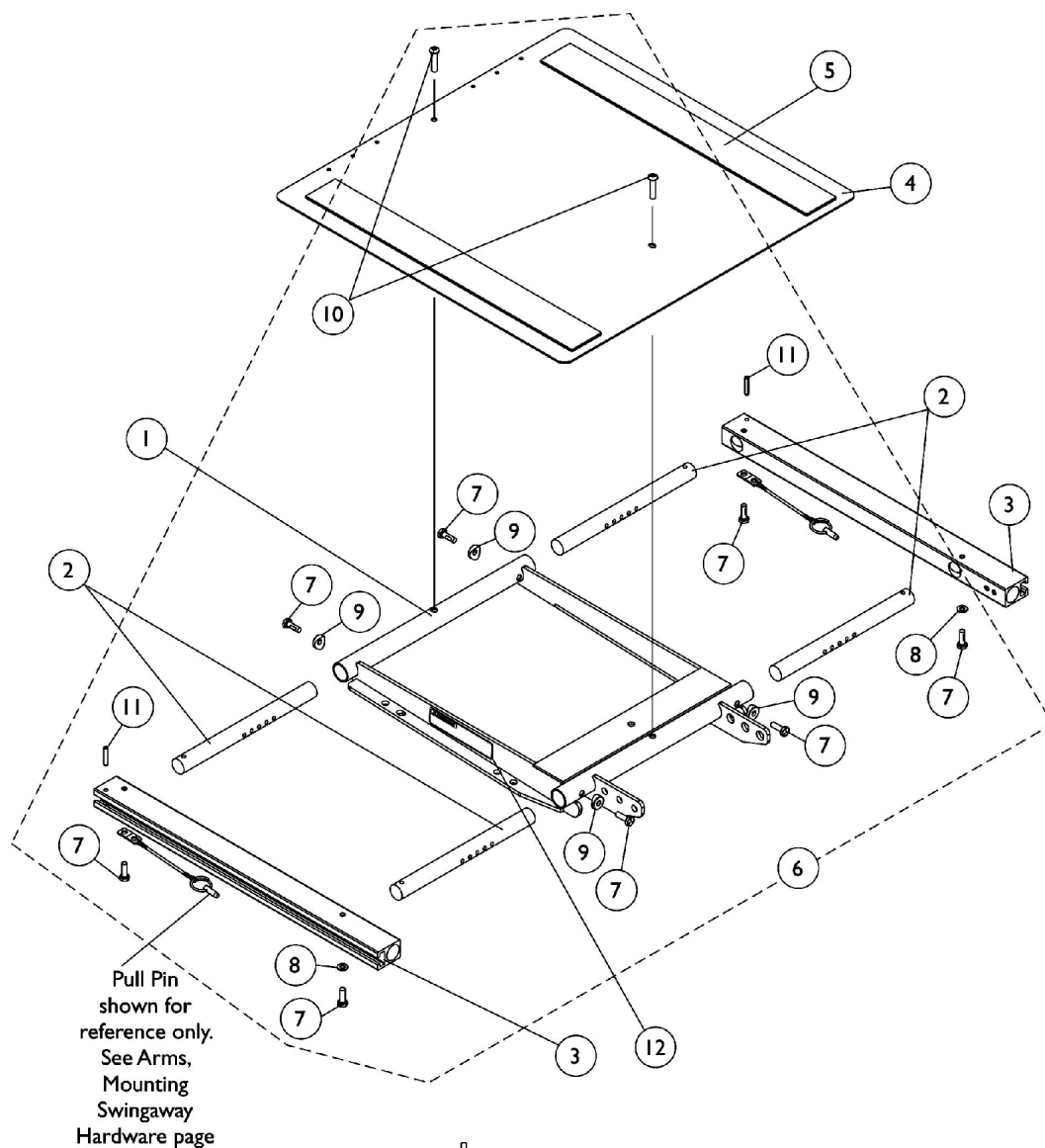


Seat Frame Width Settings

ADJASBA/ADJRECL Seat Frame, Seat Pan and Hardware (16"-20" Wide) x (16"-22" Deep) (After 7/4/05)

Item Number	Note	Part Number	Description	Quantity Per	
				Package	Assembly
1	D	1120288	Frame, Center Seat, Black	1	1
2		1122475	Crossbar, Seat Frame (16" - 20" W)	1	4
3		1122647	Rail, Seat Frame (16 - 20" D For Formula TRE and 16 - 19" D For ADJASBA)	1	2
3		1122677	Rail, Seat Frame (20 - 22" D Formula TRE) (19 - 22" D ADJASBA)	1	2
4		1124386	Pan, Seat with Hook and Loop Fasteners (16 - 20" W) x (16 - 20" D For Formula TRE) & (16 - 19" D For ADJASBA)	1	1
4		1124666	Pan, Seat, with Hook and Loop Fasteners (16 - 20" W) x (20 - 22" D For Formula TRE) & (19 - 22" D For ADJASBA)	1	1
5	A	1043082	Hook Fastener with Adhesive Back (2" W x 18" L)	1	2
5	A	1044580	Loop Fastener with Adhesive Back (2" W x 18" L)	1	2
5	B	1043084	Hook Fastener with Adhesive back (2" W x 22" L)	1	2
5	B	1044584	Loop Fastener with Adhesive back (2" W x 22" L)	1	2
6	C	1135501	Kit, Seat Frame Assembly Hardware	1	1
7			Screw, Hex Head w/ Patch (1/4-20 x 3/4")	1	8
8			Washer (1/4 x 1/2 x 1/16")	1	2
9			Spacer, Coved (1/4 x 11/16 x 1/2")	1	4
10			Screw, Socket Button (1/4-20 x 3/4")	1	2
11			NLA - Pin, Roll (3/16 x 1")	1	2
12		1114823	Decal, Seat Adjustment Warning	1	2
NOTE: A - For 16"-19" deep seats B - For 19"-22" deep seats C - Includes items 7-11 D - When ordering Center Seat Frame (item 1), also order 2 ea. Seat Adjustment Warning Decal (item 12).					

ADJASBA/ADJRECL Seat Frame, Seat Pan and Hardware (20"-24" Wide) x (16"-22" Deep) (After 7/4/05)

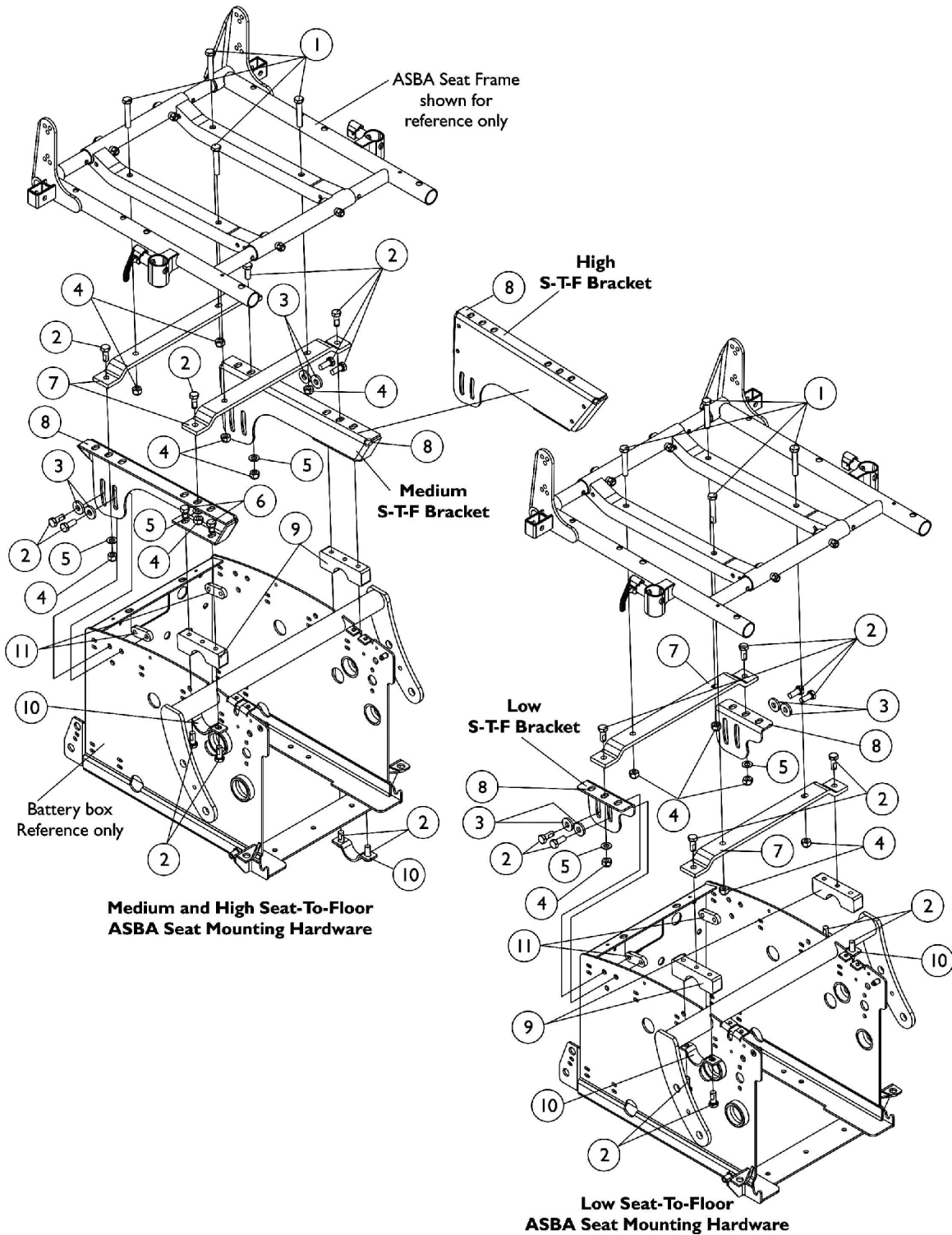


ADJASBA/ADJRECL Seat Frame, Seat Pan and Hardware (20"-24" Wide) x (16"-22" Deep) (After 7/4/05)

Item Number	Note	Part Number	Description	Quantity Per	
				Package	Assembly
1	D	1120288	Frame, Center Seat, Black	1	1
2		1120283	Crossbar, Seat Frame (20" - 24" W)	1	4
3		1122647	Rail, Seat Frame (16 - 20" D For Formula TRE and 16 - 19" D For ADJASBA)	1	2
3		1122677	Rail, Seat Frame (20 - 22" D Formula TRE) (19 - 22" D ADJASBA)	1	2
4		1124388	Pan, Seat, with Hook and Loop Fasteners (20 - 24" W) x (16 - 20" D For Formula TRE) & (16 - 19" D For ADJASBA)	1	1
4		1124667	Pan, Seat with Hook and Loop Fasteners (20 - 24" W) x (20 - 22" D For Formula TRE) & (19 - 22" D For ADJASBA)	1	1
5	A	1043082	Hook Fastener with Adhesive Back (2" W x 18" L)	1	2
5	A	1044580	Loop Fastener with Adhesive Back (2" W x 18" L)	1	2
5	B	1043084	Hook Fastener with Adhesive back (2" W x 22" L)	1	2
5	B	1044584	Loop Fastener with Adhesive back (2" W x 22" L)	1	2
6	C	1135501	Kit, Seat Frame Assembly Hardware	1	1
7			Screw, Hex Head w/ Patch (1/4-20 x 3/4")	1	8
8			Washer (1/4 x 1/2 x 1/16")	1	2
9			Spacer, Coved (1/4 x 11/16 x 1/2")	1	4
10			Screw, Socket Button (1/4-20 x 3/4")	1	2
11			NLA - Pin, Roll (3/16 x 1")	1	2
12		1114823	Decal, Seat Adjustment Warning	1	2
NOTE: A - For 16"-19" deep seats B - For 19"-22" deep seats C - Includes items 7-11 D - When ordering Center Seat Frame (item 1), also order 2 ea. Seat Adjustment Warning Decal (item 12).					

ASBA and ADJASBA Seat Frame Mounting Hardware (12"-15" Wide ASBA), (12"-16" Wide ADJASBA Seats)

NOTE: The ASBA and ADJASBA seat frame assemblies use the same mounting hardware.

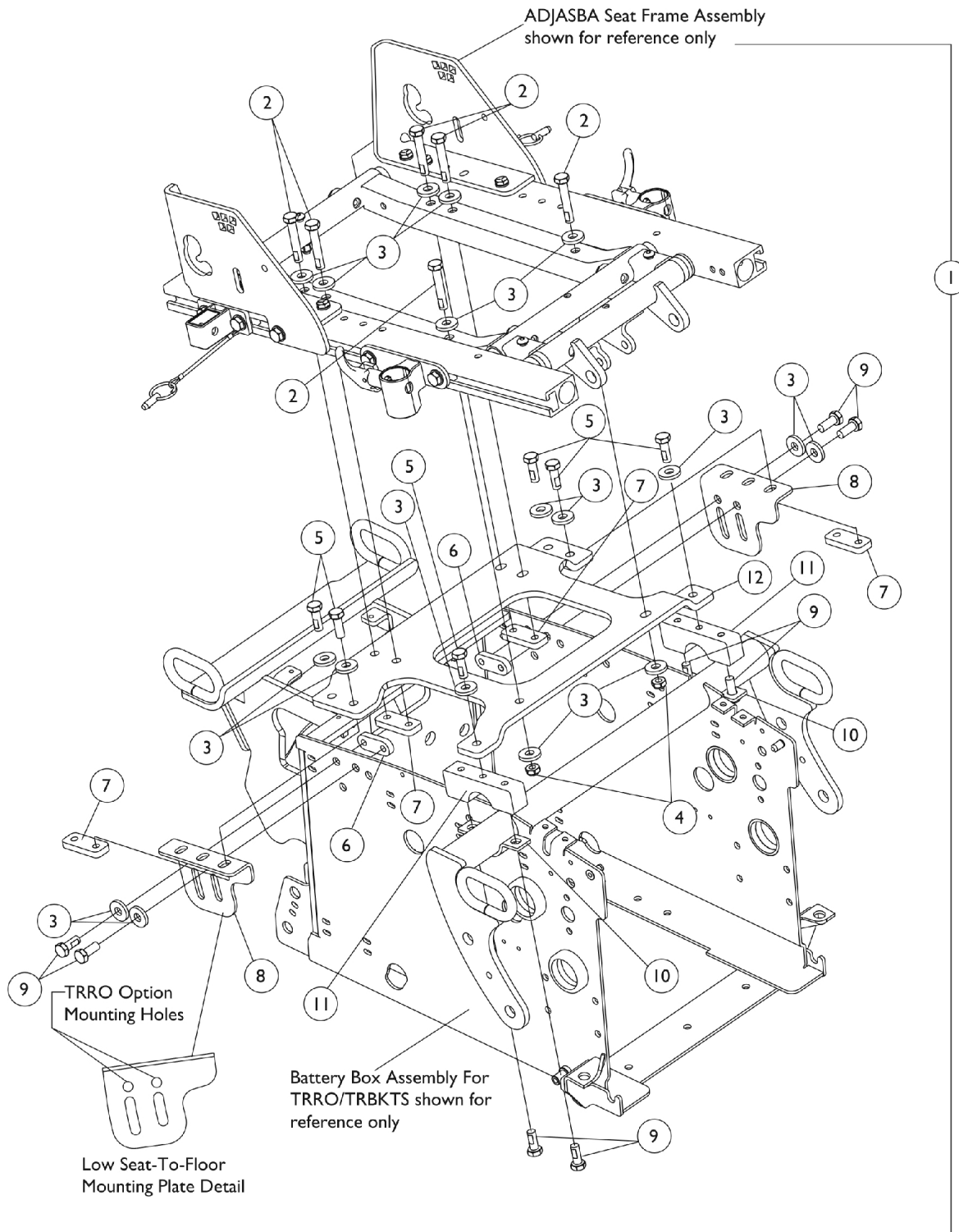


ASBA and ADJASBA Seat Frame Mounting Hardware (12"-15" Wide ASBA), (12"-16" Wide ADJASBA Seats)

NOTE: The ASBA and ADJASBA seat frame assemblies use the same mounting hardware.

Item Number	Note	Part Number	Description	Quantity Per	
				Package	Assembly
1		1043627-NLA	NLA - Screw, Hex Head w/ Patch (5/16-18 x 1-3/4")	1	4
2		1039860	Screw, Hex Head w/ Patch (5/16-18 x 3/4")	1	12
3		1079247	Washer, Flat (21/64 x 53/64 x 7/64")	1	4
4		1026158	Locknut (5/16-18)	1	8
5		1025704	Washer, Flat (5/16 x 5/8 x 1/16")	1	4
6		1061922-NLA	NLA - Screw, Hex Head w/ Patch (5/16-18 x 1/2")	1	4
7		1070465-NLA	NLA - Bracket, Mounting, Black - Junior	1	2
8	A	1113228-NLA	NLA - Plate, Low Seat-To-Floor Mounting, Rear - Right	1	1
8	A	1113229-NLA	NLA - Plate, Low Seat-To-Floor Mounting, Rear - Left	1	1
8	B,B1	1115850-NLA	NLA - Plate, Medium Seat-To-Floor Mounting - Right	1	1
8	B,B1	1115851-NLA	NLA - Plate, Medium Seat-To-Floor Mounting - Left	1	1
8	C,C1	1115852-NLA	NLA - Plate, High Seat-To-Floor Mounting - Right	1	1
8	C,C1	1115853-NLA	NLA - Plate, High Seat-To-Floor Mounting - Left	1	1
9		1113114-NLA	NLA - Bracket, Upper Seat, Front, Black	1	2
10		1113230-NLA	NLA - Bracket, Lower Seat, Front, Black	1	2
11		1113341-NLA	NLA - Nut, Strap	1	2
<p>NOTE: A - 17-3/4" Seat-To-Floor @ 5 degree tilt B - 19-3/4" Seat-To-Floor @ 5 degree tilt. No longer available as a service part individually. See category Titled "Frames - Seat ADJASBA Mtg. Hdw. (16" - 24" W) Med S-T-F (After 7/4/05)" and order part #1133758 as a replacement. B1 - Order (4) ea. of item #1 part #1043627 as well to fit a 12-16" Wide Seat Frame. C - 21-3/4" Seat-To-Floor @ 5 degree tilt. No longer available as a service part individually. See category titled "Frames - Seat ADJASBA Mtg. Hdw. (16" - 24" W) High S-T-F (After 7/4/05)" and order part #1133757 as a replacement. C1 - Order (4) ea. of item #1 part #1043627 as well. to fit a 12-16" Wide Seat Frame.</p>					

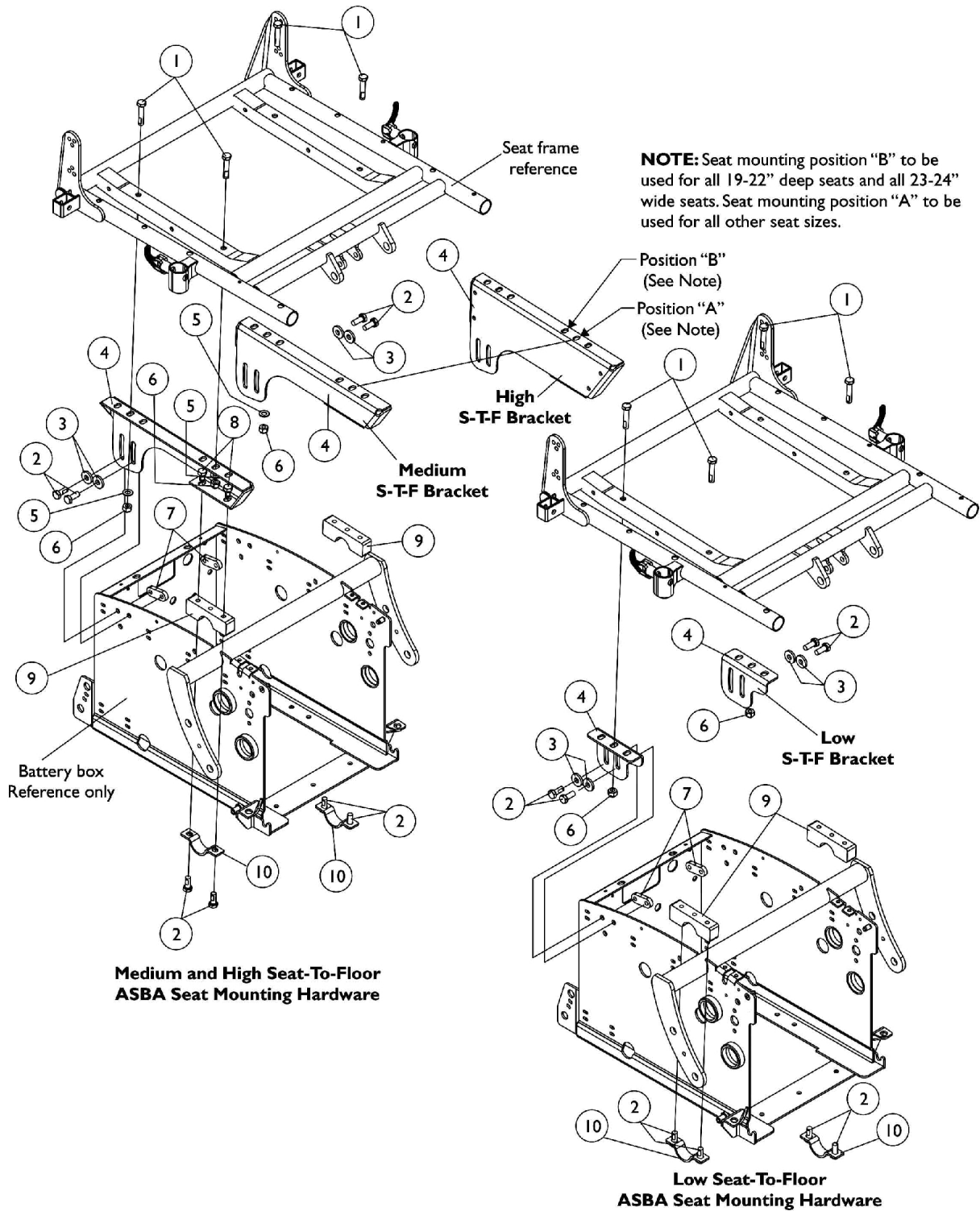
ADJASBA Seat Frame Mounting Hardware (12"-16" Wide) Low S-T-F TRRO/TRBKTS Option



ADJASBA Seat Frame Mounting Hardware (12"-16" Wide) Low S-T-F TRRO/TRBKTS Option

Item Number	Note	Part Number	Description	Quantity Per	
				Package	Assembly
1	A	1139868-NLA	NLA - Kit, Seat Frame Mtg. Hdwr. 12"-16" W, Low S-T-F with TRRO/TRBKTS Option	1	1
2			NLA - Screw, Hex Head w/ Patch (5/16-18 x 1-3/4")	1	6
3			Washer, Flat (21/64 x 53/64 x 7/64")	1	18
4			Locknut (5/16-18)	1	4
5			NLA - Screw, Hex Head w/ Patch (5/16-18 x 7/8")	1	6
6			NLA - Nut, Strap	1	2
7			Plate, Nut (5/16-18)	1	4
8			Plate, Low Seat-To-Floor Mounting, Rear TRRO/TRBKTS - Right	1	1
8			Plate, Low Seat-To-Floor Mounting, Rear TRRO/TRBKTS - Left	1	1
9			Screw, Hex Head w/ Patch (5/16-18 x 3/4")	1	8
10			NLA - Bracket, Lower Seat, Front, Black	1	2
11			NLA - Bracket, Upper Seat, Front, Black	1	2
12	Bracket, Seat Frame Mounting, Black (12 - 16" W)	1	1		
NOTE: A - Includes items 2-12					

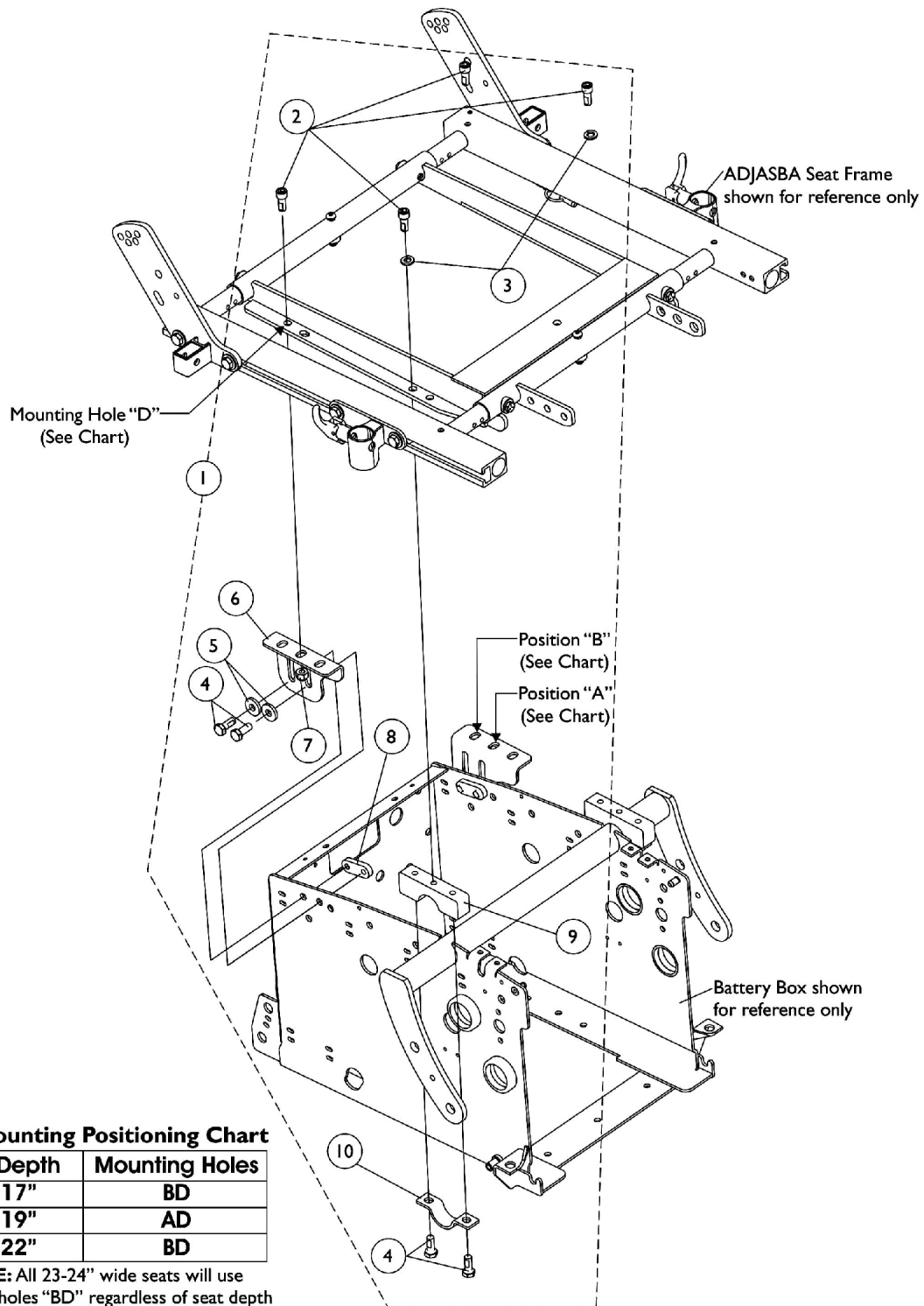
ASBA Seat Frame Mounting Hardware (16"-24" Wide) (Before 7/5/05)



ASBA Seat Frame Mounting Hardware (16"-24" Wide) (Before 7/5/05)

Item Number	Note	Part Number	Description	Quantity Per	
				Package	Assembly
1		1116983-NLA	NLA - Screw, Hex Head w/ Patch (5/16-18 x 1-1/2")	1	4
2		1039860	Screw, Hex Head w/ Patch (5/16-18 x 3/4")	1	8
3		1079247	Washer, Flat (21/64 x 53/64 x 7/64")	1	4
4	A	1113228-NLA	NLA - Plate, Low Seat-To-Floor Mounting, Rear - Right	1	1
4	A	1113229-NLA	NLA - Plate, Low Seat-To-Floor Mounting, Rear - Left	1	1
4	B	1115850-NLA	NLA - Plate, Medium Seat-To-Floor Mounting - Right	1	1
4	B	1115851-NLA	NLA - Plate, Medium Seat-To-Floor Mounting - Left	1	1
4	C	1115852-NLA	NLA - Plate, High Seat-To-Floor Mounting - Right	1	1
4	C	1115853-NLA	NLA - Plate, High Seat-To-Floor Mounting - Left	1	1
5		1025704	Washer, Flat (5/16 x 5/8 x 1/16")	1	4
6		1026158	Locknut (5/16-18)	1	4
7		1113341-NLA	NLA - Nut, Strap	1	2
8		1061922-NLA	NLA - Screw, Hex Head w/ Patch (5/16-18 x 1/2")	1	4
9		1113114-NLA	NLA - Bracket, Upper Seat, Front, Black	1	2
10		1113230-NLA	NLA - Bracket, Lower Seat, Front, Black	1	2
NOTE: A - 17" Seat-To-Floor @ 5 degree tilt B - 19" Seat-To-Floor @ 5 degree tilt. No longer available as a service part individually. See category Titled "Frames - Seat ADJASBA Mtg. Hdwr. (16" - 24" W) Med S-T-F (After 7/4/05)" and order part #1133758 as a replacement. C - 21" Seat-To-Floor @ 5 degree tilt. No longer available as a service part individually. See category titled "Frames - Seat ADJASBA Mtg. Hdwr. (16" - 24" W) High S-T-F (After 7/4/05)" and order part #1133757 as a replacement.					

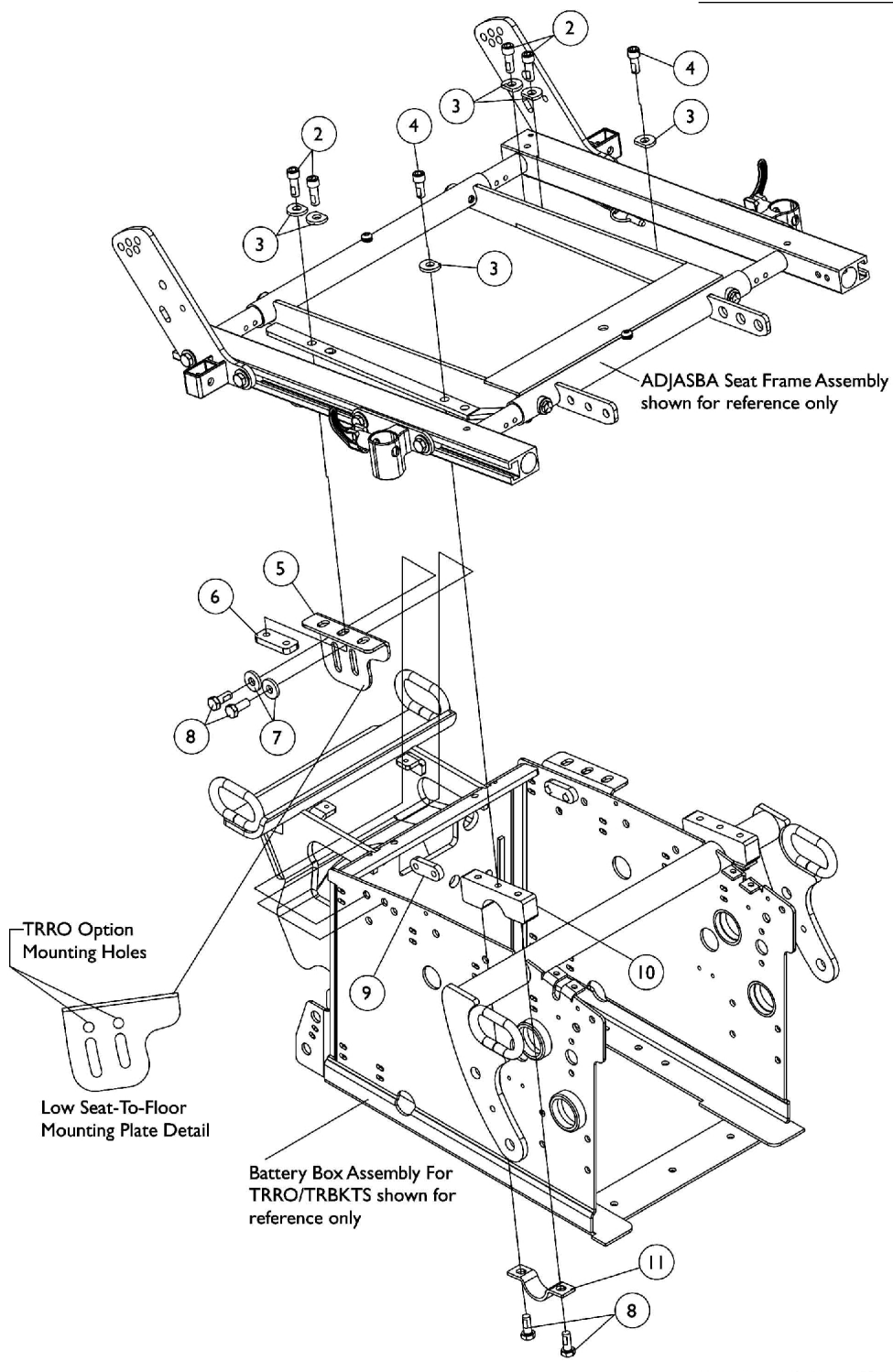
ADJASBA Seat Frame Mounting Hardware (16"-24" Wide) Low S-T-F (After 7/4/05)



ADJASBA Seat Frame Mounting Hardware (16"-24" Wide) Low S-T-F (After 7/4/05)

Item Number	Note	Part Number	Description	Quantity Per	
				Package	Assembly
1	A	1133756-NLA	NLA - Kit, ADJASBA Seat Mounting Hardware, Low S-T-F	1	1
2			NLA - Screw, Socket Head (5/16-18 x 3/4")	1	4
3			NLA - Lockwasher, Split (5/16")	1	2
4			Screw, Hex Head w/ Patch (5/16-18 x 3/4")	1	8
5			Washer, Flat (21/64 x 53/64 x 7/64")	1	4
6			NLA - Plate, Low Seat-To-Floor Mounting, Rear - Right	1	1
6			NLA - Plate, Low Seat-To-Floor Mounting, Rear - Left	1	1
7			Locknut (5/16-18)	1	2
8			NLA - Nut, Strap	1	2
9			NLA - Bracket, Upper Seat, Front, Black	1	2
10	NLA - Bracket, Lower Seat, Front, Black	1	2		
NOTE: A - Includes items 2-10					

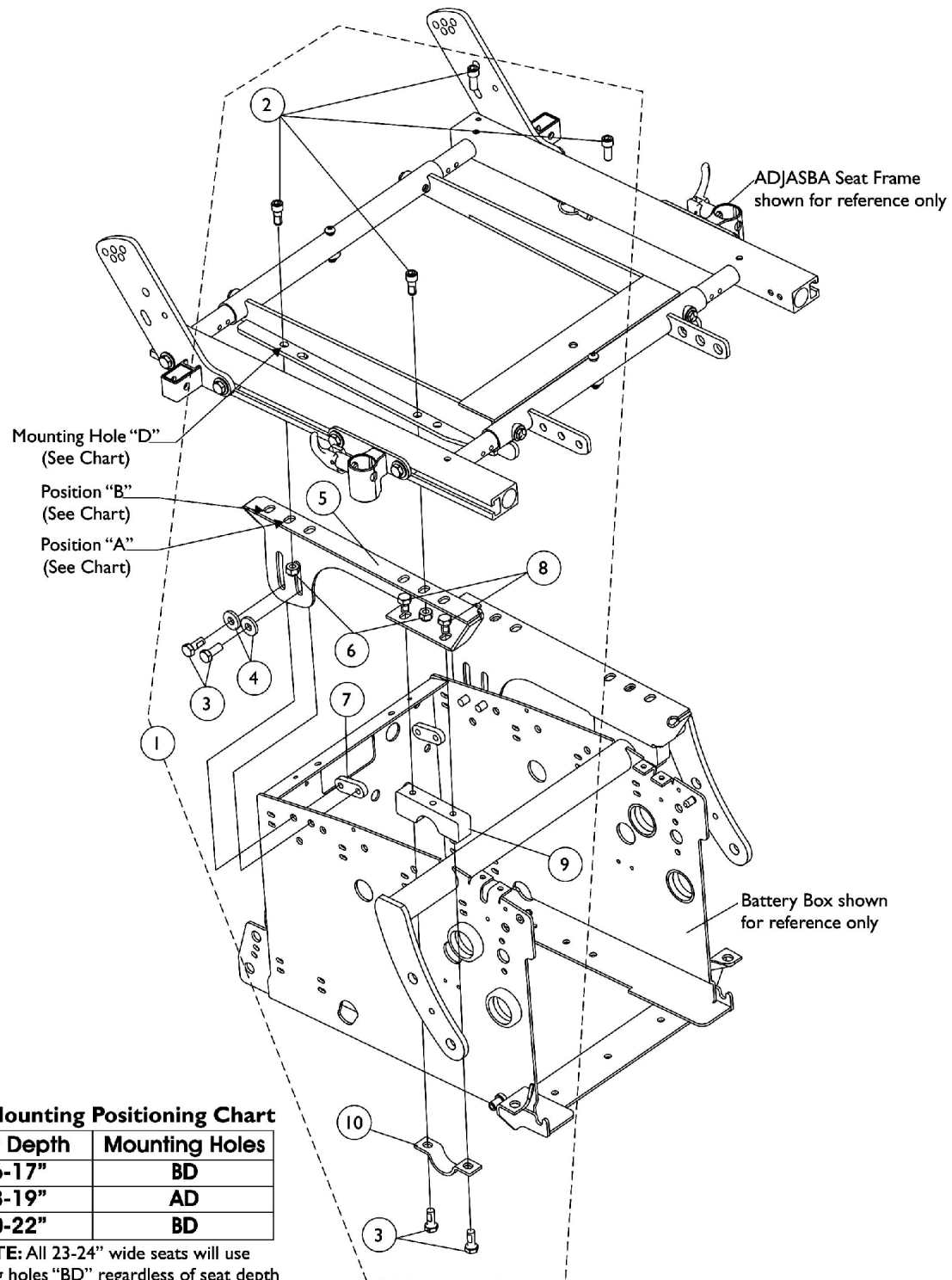
ADJASBA Seat Frame Mounting Hardware (16"-24" Wide) Low S-T-F TRRO/TRBKTS Option



ADJASBA Seat Frame Mounting Hardware (16"-24" Wide) Low S-T-F TRRO/TRBKTS Option

Item Number	Note	Part Number	Description	Quantity Per	
				Package	Assembly
1	A	1139542	Kit, Seat Frame Mtg. Hdwr. 16"-24" W, Low S-T-F with TRRO/TRBKTS Option	1	1
2			Screw, Socket Head w/ Patch (5/16-18 x 7/8")	1	4
3			NLA - Washer, Ground (11/32 x 13/16 x 1/8")	1	6
4			NLA - Screw, Socket Head (5/16-18 x 3/4")	1	2
5			Plate, Low Seat-To-Floor Mounting, Rear TRRO/TRBKTS - Right	1	1
5			Plate, Low Seat-To-Floor Mounting, Rear TRRO/TRBKTS - Left	1	1
6			Plate, Nut (5/16-18)	1	2
7			Washer, Flat (21/64 x 53/64 x 7/64")	1	4
8			Screw, Hex Head w/ Patch (5/16-18 x 3/4")	1	8
9			NLA - Nut, Strap	1	2
10			NLA - Bracket, Upper Seat, Front, Black	1	2
11			NLA - Bracket, Lower Seat, Front, Black	1	2
NOTE: A - Includes items 2-11					

ADJASBA Seat Frame Mounting Hardware (16"-24" Wide) Med S-T-F (After 7/4/05)

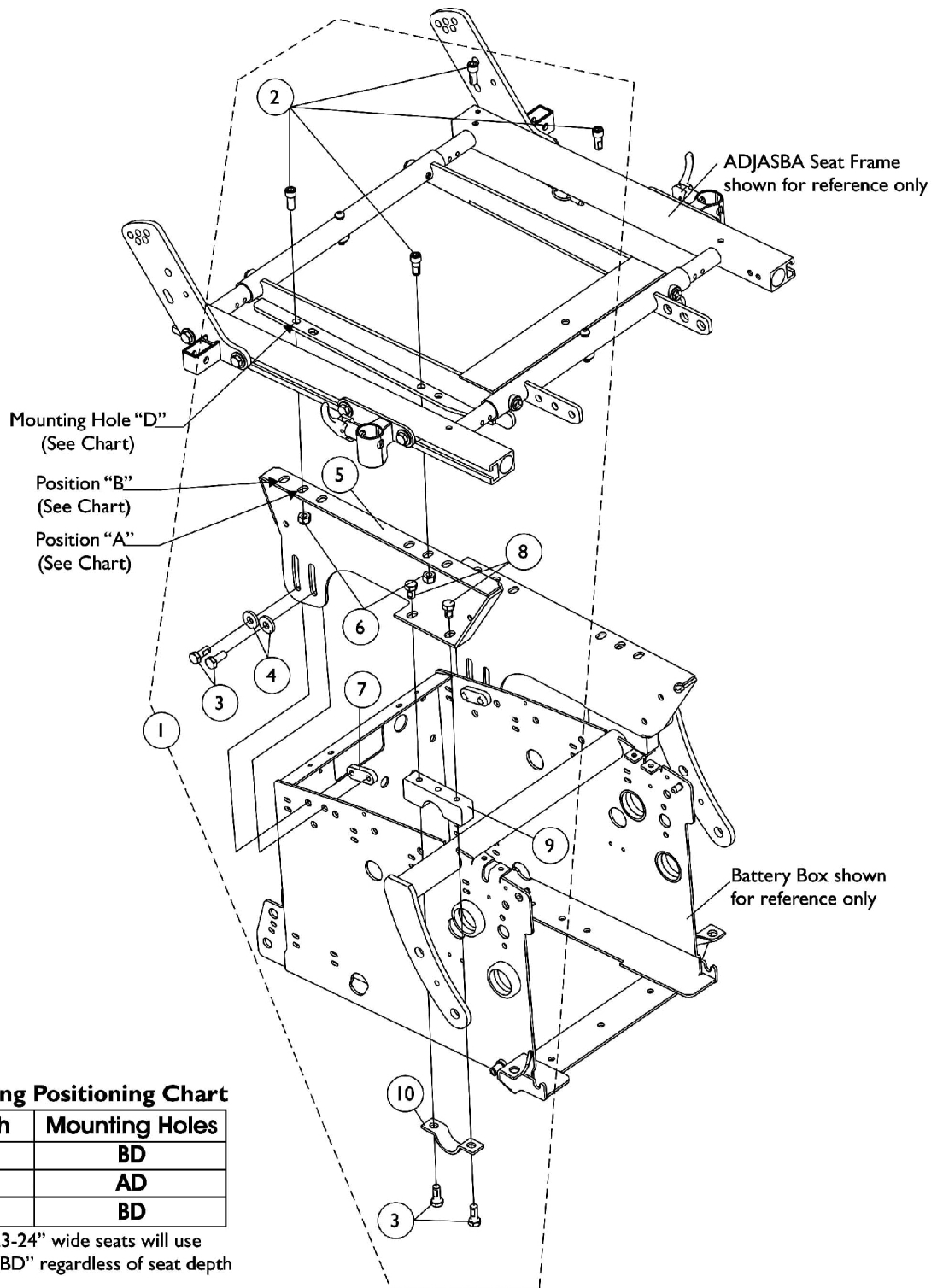


ADJASBA Seat Frame Mounting Hardware (16"-24" Wide) Med S-T-F (After 7/4/05)

Item Number	Note	Part Number	Description	Quantity Per	
				Package	Assembly
1	A	1133758-NLA	NLA - Kit, ADJASBA Seat Mounting Hardware, Med S-T-F	1	1
2			NLA - Screw, Socket Head (5/16-18 x 3/4")	1	4
3			Screw, Hex Head w/ Patch (5/16-18 x 3/4")	1	8
4			Washer, Flat (21/64 x 53/64 x 7/64")	1	4
5			NLA - Plate, Medium Seat-To-Floor Mounting - Right	1	1
5			NLA - Plate, Medium Seat-To-Floor Mounting - Left	1	1
6			Locknut (5/16-18)	1	4
7			NLA - Nut, Strap	1	2
8			NLA - Screw, Hex Head w/ Patch (5/16-18 x 1/2")	1	4
9			NLA - Bracket, Upper Seat, Front, Black	1	2
10			NLA - Bracket, Lower Seat, Front, Black	1	2
NOTE: A - Includes items 2-10					

ADJASBA Seat Frame Mounting Hardware

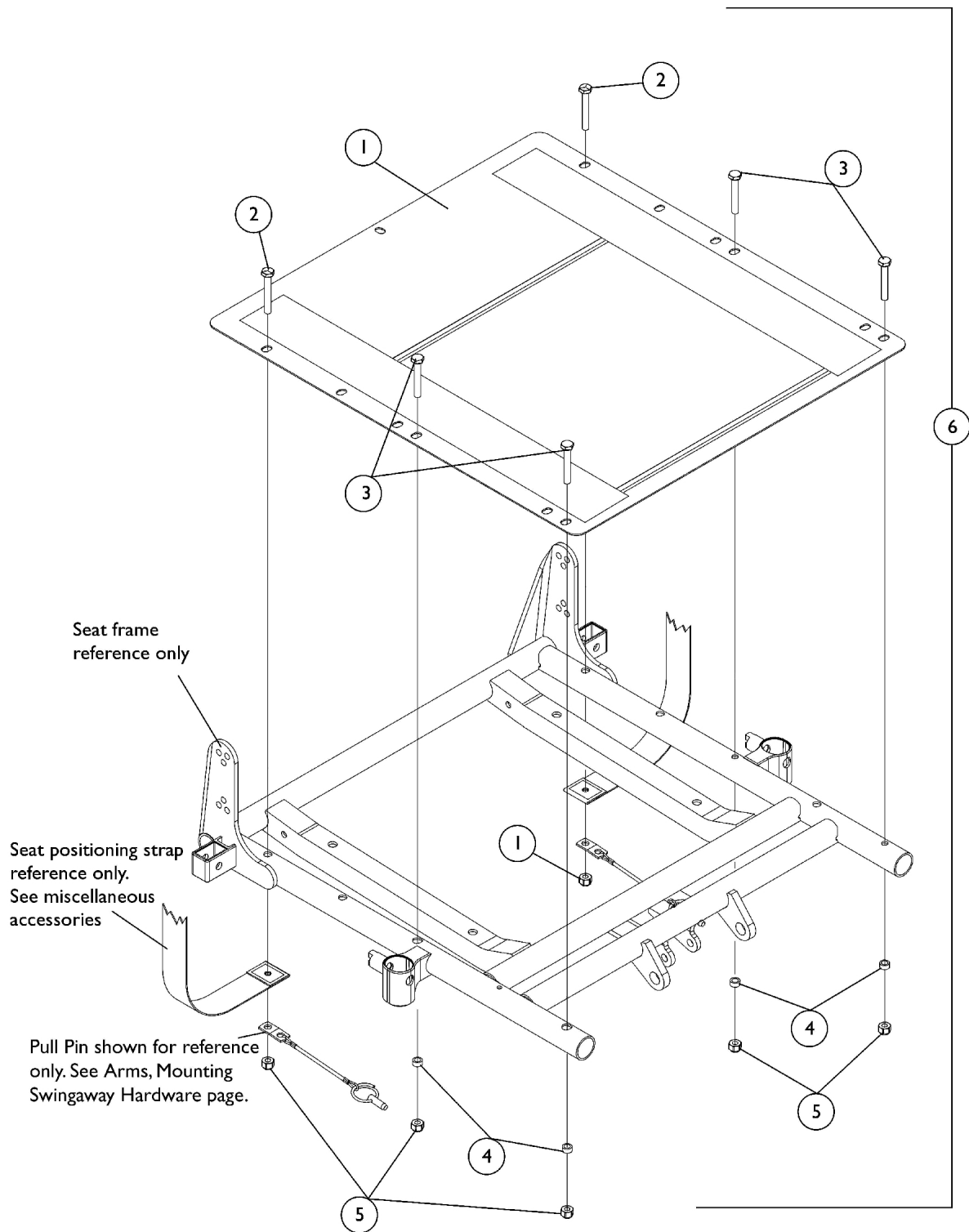
(16"-24" Wide) High S-T-F (After 7/4/05)



ADJASBA Seat Frame Mounting Hardware (16"-24" Wide) High S-T-F (After 7/4/05)

Item Number	Note	Part Number	Description	Quantity Per	
				Package	Assembly
1	A	1133757	NLA - Kit, ADJASBA Seat Mounting Hardware, High S-T-F	1	1
2			NLA - Screw, Socket Head (5/16-18 x 3/4")	1	4
3			Screw, Hex Head w/ Patch (5/16-18 x 3/4")	1	8
4			Washer, Flat (21/64 x 53/64 x 7/64")	1	4
5			NLA - Plate, High Seat-To-Floor Mounting - Right	1	1
5			NLA - Plate, High Seat-To-Floor Mounting - Left	1	1
6			Locknut (5/16-18)	1	4
7			NLA - Nut, Strap	1	2
8			NLA - Screw, Hex Head w/ Patch (5/16-18 x 1/2")	1	4
9			NLA - Bracket, Upper Seat, Front, Black	1	2
10			NLA - Bracket, Lower Seat, Front, Black	1	2
NOTE: A - Includes items 2-10					

Seat Pan and Mounting Hardware For ASBA Seats (Before 7/5/05)



Seat Pan and Mounting Hardware For ASBA Seats (Before 7/5/05)

Item Number	Note	Part Number	Description	Quantity Per	
				Package	Assembly
1	A	See Chart	#1 Seat Pan - 12"-18" Depth	1	1
1		See Chart	#1 Seat Pan - 19"-22" Depth	1	1
6		1070459-NLA	NLA - Kit, Seat Pan Mounting Hardware	1	1
2			Screw, Hex Head (1/4-20 x 1-5/8")	1	2
3			Screw, Hex Head (1/4-20 x 1-1/2")	1	4
4			NLA - Spacer (1/4 x 3/8 x 3/16")	1	4
5			Locknut (1/4-20)	1	6
NOTE: A - Includes items 2-5. Seat Pans and Front Rigging Hangers share the same mounting hardware items 3-5.					

#1 Seat Pan 12" Deep - 18" Deep

Chair Width	12"-15" Deep	16" Deep	17" Deep	18" Deep
12" W	1066009-NLA	1070513	N/A	N/A
13" W	1066010-NLA	1070514-NLA	N/A	N/A
14" W	1066022-NLA	1066011-NLA	1066022-NLA	1066033-NLA
15" W	1066023-NLA	1066012-NLA	1066023-NLA	1066034-NLA
16" W	1066024	1066013-NLA	1066024	1066035-NLA
17" W	N/A	1066014-NLA	1066025-NLA	1066036-NLA
18" W	N/A	1066015-NLA	1066026	1066037-NLA
19" W	N/A	1066016-NLA	1066027-NLA	1066038-NLA
20" W	N/A	1066017-NLA	1066028-NLA	1066039-NLA
21" W	N/A	1066018-NLA	1066029-NLA	1066040-NLA
22" W	N/A	1066019-NLA	1066030-NLA	1066041-NLA
23" W	N/A	1066020-NLA	1066031-NLA	1066042-NLA
24" W	N/A	1066021-NLA	1066032-NLA	1066043-NLA
12-15" seat depths are achieved by using CJ back cane mounting hardware.				

Seat Pan and Mounting Hardware

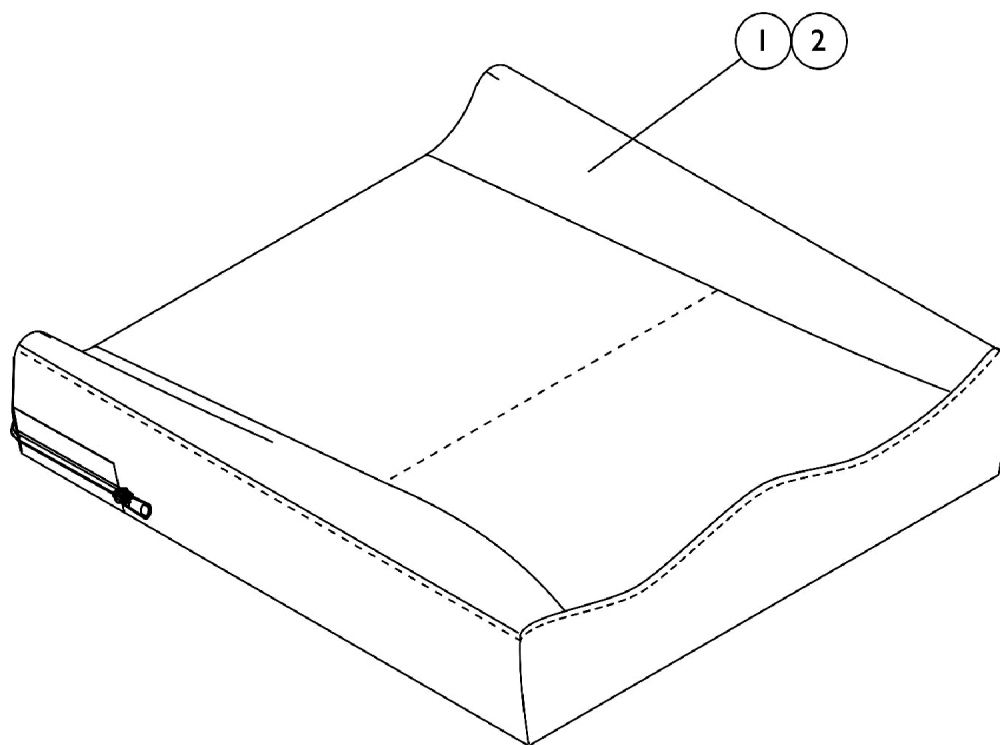
For ASBA Seats (Before 7/5/05)

#1 Seat Pan 19" Deep - 22" Deep

Chair Width	19" Deep	20" Deep	21" Deep	22" Deep
14" W	1066044-NLA	1066055-NLA	1066066-NLA	1066077-NLA
15" W	1066045-NLA	1066056-NLA	1066067-NLA	1066078-NLA
16" W	1066046-NLA	1066057-NLA	1066068-NLA	1066079-NLA
17" W	1066047-NLA	1066058-NLA	1066069-NLA	1066080-NLA
18" W	1066048-NLA	1066059-NLA	1066070-NLA	1066081-NLA
19" W	1066049-NLA	1066060	1066071-NLA	1066082-NLA
20" W	1066050-NLA	1066061-NLA	1066072-NLA	1066083-NLA
21" W	1066051-NLA	1066062-NLA	1066073-NLA	1066084-NLA
22" W	1066052-NLA	1066063-NLA	1066074-NLA	1066085-NLA
23" W	1066053-NLA	1066064-NLA	1066075-NLA	1066086-NLA
24" W	1066054-NLA	1066065-NLA	1066076-NLA	1066087-NLA

Seat Cushion Assembly, Contoura

ADJASBA Only



#1 Contoura Seat Cushion Assembly

NOTE: To order a Mesh Contoura Seat Cushion Assembly, please use quote # SM-100908010838 when placing your order.

Chair Width	16" Deep	17" Deep	18" Deep	19" Deep	20" Deep	21" Deep	22" Deep
16" Wide	1132982 See Note(s) A	1132983-NLA See Note(s) A	1132984 See Note(s) A	1132985 See Note(s) A	1132986 See Note(s) A	N/A	N/A
18" Wide	1132987 See Note(s) A	1132988-NLA See Note(s) A	1132989 See Note(s) A	1132990 See Note(s) A	1132991 See Note(s) A	N/A	N/A
20" Wide	1132992 See Note(s) A	1132993-NLA See Note(s) A	1132994 See Note(s) A	1132995 See Note(s) A	1132996 See Note(s) A	1132997 See Note(s) A	1132998 See Note(s) A
22" Wide	N/A	N/A	1132999 See Note(s) A	1133000 See Note(s) A	1133001 See Note(s) A	1133002 See Note(s) A	1133003 See Note(s) A
24" Wide	N/A	N/A	1133004-NLA See Note(s) A	1133005-NLA See Note(s) A	1133006-NLA See Note(s) A	1133007-NLA See Note(s) A	1133008-NLA See Note(s) A

NOTE: A - Cushion Foam is not available separately.

Seat Cushion Assembly, Contoura

ADJASBA Only

#2 Contoura Seat Cushion Cover Before 12/16/10

Chair Width	16" Deep	17" Deep	18" Deep	19" Deep	20" Deep	21" Deep	22" Deep
16" Wide	1132953-NLA	1132954-NLA	1132955-NLA	1132956-NLA	1132957-NLA	N/A	N/A
18" Wide	1132958-NLA	1132959-NLA	1132960-NLA	1132961-NLA	1132962-NLA	N/A	N/A
20" Wide	1132963-NLA	1132964-NLA	1132965-NLA	1132966-NLA	1132967-NLA	1132968-NLA	1132969-NLA
22" Wide	N/A	N/A	1132970-NLA	1132971-NLA	1132972-NLA	1132973-NLA	1132974-NLA
24" Wide	N/A	N/A	1132975-NLA	1132976-NLA	1132977-NLA	1132978-NLA	1132979-NLA

Contoura Seat Cushion Covers listed on this chart are No Longer Available. Refer to the Contoura Seat Cushion Covers dated after 12/15/10 as a direct replacement.

Seat Cushion Assembly, Contoura ADJASBA Only

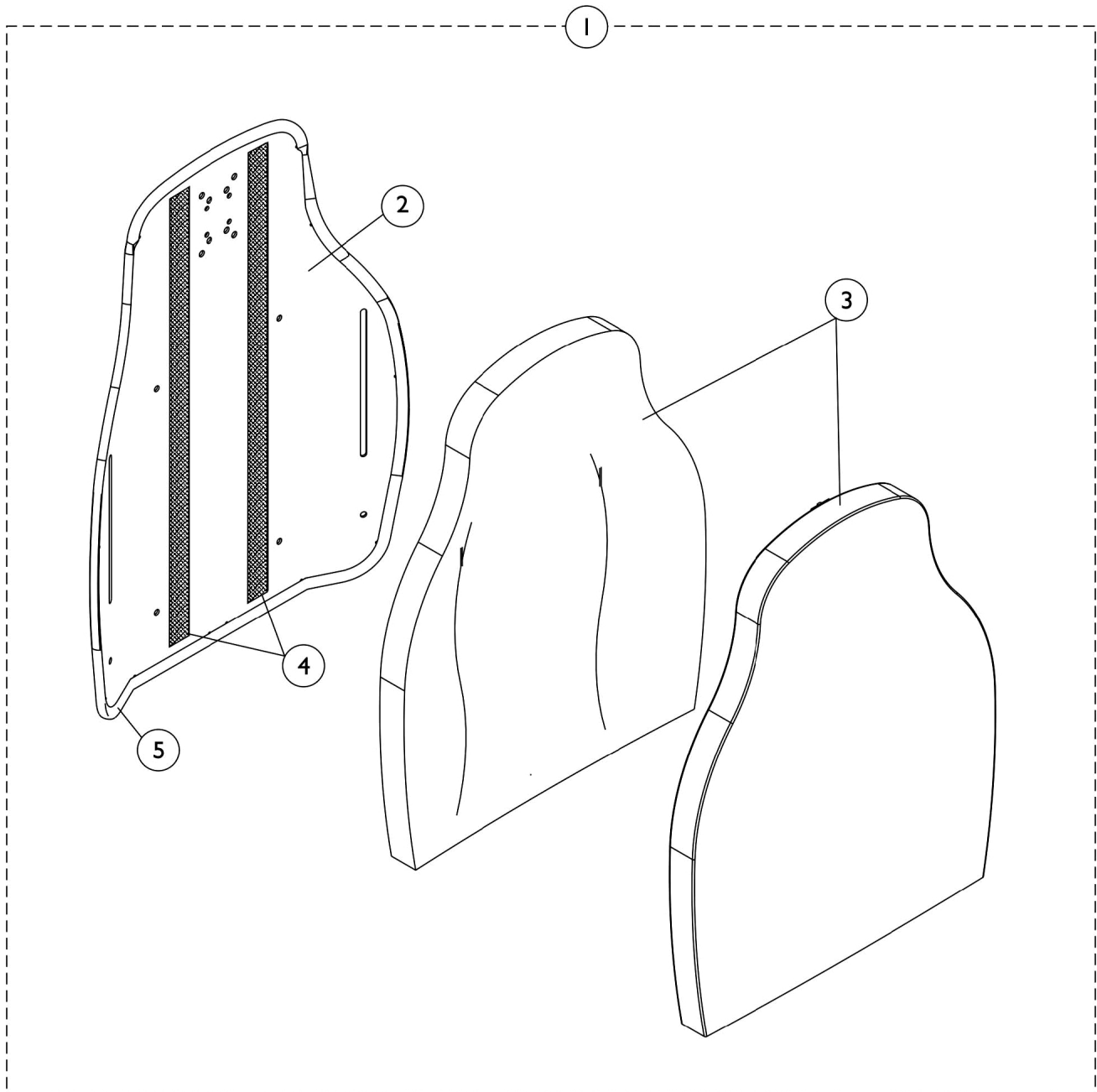
#2 Contoura Seat Cushion Cover After 12/15/10

Chair Width	16" Deep	17" Deep	18" Deep	19" Deep	20" Deep	21" Deep	22" Deep
16" Wide	1167372	1167373-NLA	1167374	1167375	1167376	N/A	N/A
18" Wide	1167377	1167378-NLA	1167379	1167380	1167381	N/A	N/A
20" Wide	1167382	1167383-NLA	1167384	1167385	1167386	1167387	1167388
22" Wide	N/A	N/A	1167389	1167390	1167391	1167392	1167393
24" Wide	N/A	N/A	1167394-NLA	1167395-NLA	1167396	1167397-NLA	1167398-NLA

#2 Contoura Seat Cushion Cover, Mesh (CTBMSH)

Chair Width	16" Deep	17" Deep	18" Deep	19" Deep	20" Deep	21" Deep	22" Deep
16" Wide	1164208	1164209	1164210	1164211	1164212	N/A	N/A
18" Wide	1164213	1164214	1164215	1164216	1164217	N/A	N/A
20" Wide	1164218	1164219	1164220	1164221	1164222	1164223	1164224
22" Wide	N/A	N/A	1164225	1164226	1164227	1164228	1164229
24" Wide	N/A	N/A	1164230	1164231	1164232	1164233	1164234

Contoura Back without Mounting Hardware- ADJASBA Only - Before 5/15/09



Contoura Back without Mounting Hardware- ADJASBA Only - Before 5/15/09

Item Number	Note	Part Number	Description	Quantity Per	
				Package	Assembly
1		See Chart	#1 Back Assembly without Hardware 16", 18", 20", 22", 24" Wide	1	1
2		See Chart	#2 Back Pan with Vinyl Edge Trim 16", 18", 20", 22", 24" Wide	1	1
3		See Chart	#3 Back Cushion Assembly 16", 18", 20", 22", 24" Wide	1	1
4		1125725-NLA	NLA - Hook Fastener w/ Adhesive Back (1" W x 48" L)	1	1
5		1125724-NLA	NLA - Trim, Edge, Cut-To-Length, Vinyl Black (96" L)	1	1

Contoura Back without Mounting Hardware- ADJASBA Only - Before 5/15/09

#1 Back Assembly without Hardware 16", 18", 20", 22", 24" Wide

Overall Back Height	Material Back Height	16" Wide	18" Wide	20" Wide	22" Wide	24" Wide
25"	20"	1132828-NLA	1132829-NLA	1132830-NLA	1132831-NLA	1132832-NLA
29"	24"	1132825-NLA	1124733-NLA	1124734-NLA	1132826-NLA	1132827-NLA

#2 Back Pan with Vinyl Edge Trim 16", 18", 20", 22", 24" Wide

Overall Back Height	Material Back Height	16" Wide	18" Wide	20" Wide	22" Wide	24" Wide
25"	20"	1131405-NLA	1131406-NLA	1131407-NLA	1131408-NLA See Note(s) A	1131409-NLA
29"	24"	1131410-NLA	1122454-NLA	1122453-NLA	1131411-NLA	1131412-NLA

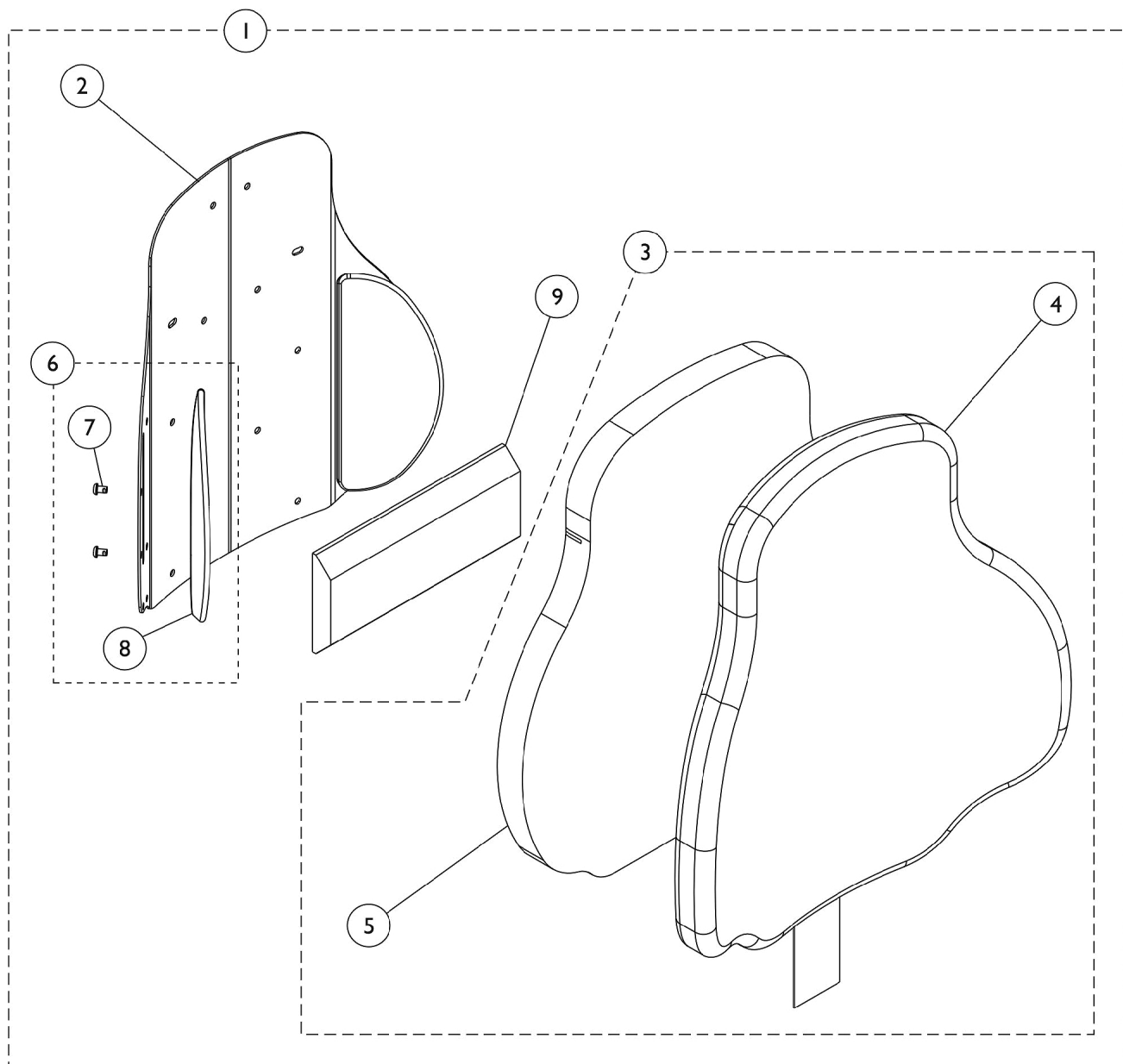
NOTE: A - Item is No Longer Available. Back Assembly, part # 1132831 must be purchased for replacement.

#3 Back Cushion Assembly 16", 18", 20", 22", 24" Wide

Overall Back Height	Material Back Height	16" Wide	18" Wide	20" Wide	22" Wide	24" Wide
25"	20"	1132820-NLA	1132821-NLA	1132822-NLA	1132823-NLA	1132824-NLA See Note(s) B
29"	24"	1132817-NLA	1125641-NLA	1125642-NLA	1132818-NLA	1132819-NLA See Note(s) A

NOTE: A - Item is No Longer Available. Back Assembly, part # 1132827 must be purchased for replacement.
B - Item is No Longer Available. Back Assembly, part # 1132832 must be purchased for replacement.

Curve Contoura Back w/o Mounting Hardware - After 5/14/09



Curve Contoura Back w/o Mounting Hardware - After 5/14/09

Item Number	Note	Part Number	Description	Quantity Per	
				Package	Assembly
1	A	See Chart	#1 Curved Contoura Back Kit	1	1
1	A	See Chart	#1 Mesh Curved Contoura Back Kit (CTBMSH)	1	1
3	B	See Chart	#3 Curve Contoura Back Cushion Assembly	1	1
3	B	See Chart	#3 Mesh Curve Contoura Back Cushion Assembly (CTBMSH)	1	1
6	C	1166151	Kit, Lateral Support, Contoura Back (22" H) (Pair)	1	1
			Screw, Socket, Button (1/4-20 x 3/8")	1	4
			Support, Lateral (22" H)	1	2
6	C	1163130-NLA	NLA - Kit, Lateral Support, Contoura Back (25" H) (Pair)	1	1
7			Screw, Socket, Button (1/4-20 x 3/8")	1	4
8			Support, Lateral (25" H)	1	2
6	C	1163131-NLA	NLA - Kit, Lateral Support, Contoura Back (28" H) (Pair)	1	1
7			Screw, Socket, Button (1/4-20 x 3/8")	1	4
8			Support, Lateral (28" H)	1	2
9		1084410-NLA	NLA - Support, Lumbar - Large	1	1
NOTE: A - Includes Items 2 thru 9. B - Includes Items 4 and 5. Back Cover and Foam are sold as a Back Cushion Assembly only. C - Included Items 7 and 8.					
Item #2 is a non-saleable part. Refer to item #1 Kit when ordering.					

#1 Curved Contoura Back Kit

Overall Back Height	Material Back Height	16" Wide	18" Wide	20" Wide	22" Wide	24" Wide
22" High	17" High	1165846 See Note(s) A	1165847 See Note(s) A	1165848 See Note(s) A	1165849 See Note(s) A	1165850 See Note(s) A
25" High	20" High	1161480 See Note(s) A	1161482 See Note(s) A	1161484 See Note(s) A	1161486 See Note(s) A	1161488 See Note(s) A
28" High	23" High	1161481 See Note(s) A	1161483 See Note(s) A	1161485 See Note(s) A	1161487 See Note(s) A	1161489 See Note(s) A
NOTE: A - Includes items 2-9 Overall Back Height includes the spacing gap dimension from the bottom of the Back Assembly to the Seat Pan						

#1 Mesh Curved Contoura Back Kit (CTBMSH)

Overall Back Height	Material Back Height	16" Wide	18" Wide	20" Wide	22" Wide	24" Wide
---------------------	----------------------	----------	----------	----------	----------	----------

Curve Contoura Back w/o Mounting Hardware - After 5/14/09

#1 Mesh Curved Contoura Back Kit (CTBMSH)

Overall Back Height	Material Back Height	16" Wide	18" Wide	20" Wide	22" Wide	24" Wide
22" High	17" High	1165837 See Note(s) A	1165842 See Note(s) A	1165843 See Note(s) A	1165844 See Note(s) A	1165845 See Note(s) A
25" High	20" High	1164235 See Note(s) A	1164237 See Note(s) A	1164239 See Note(s) A	1164241 See Note(s) A	1164243 See Note(s) A
28" High	23" High	1164236 See Note(s) A	1164238 See Note(s) A	1164240 See Note(s) A	1164242 See Note(s) A	1164244 See Note(s) A
NOTE: A - Includes items 2-9 Overall Back Height includes the spacing gap dimension from the bottom of the Back Assembly to the Seat Pan						

Curve Contoura Back w/o Mounting Hardware - After 5/14/09

#3 Curve Contoura Back Cushion Assembly

Overall Back Height	Material Back Height	16" Wide	18" Wide	20" Wide	22" Wide	24" Wide
22" High	17" High	1166146 See Note(s) B	1166147 See Note(s) B	1166148 See Note(s) B	1166149 See Note(s) B	1166150 See Note(s) B
25" High	20" High	1163248-NLA See Note(s) B	1163250 See Note(s) B	1163252 See Note(s) B	1163254 See Note(s) B	1163256 See Note(s) B
28" High	23" High	1163249-NLA See Note(s) B	1163251 See Note(s) B	1163253 See Note(s) B	1163255 See Note(s) B	1163257-NLA See Note(s) B

NOTE: B - Includes items 4 and 5. Back Cover and Foam are sold as a Back Cushion Assembly only.

Overall Back Height includes the spacing gap dimension from the bottom of the Back Assembly to the Seat Pan

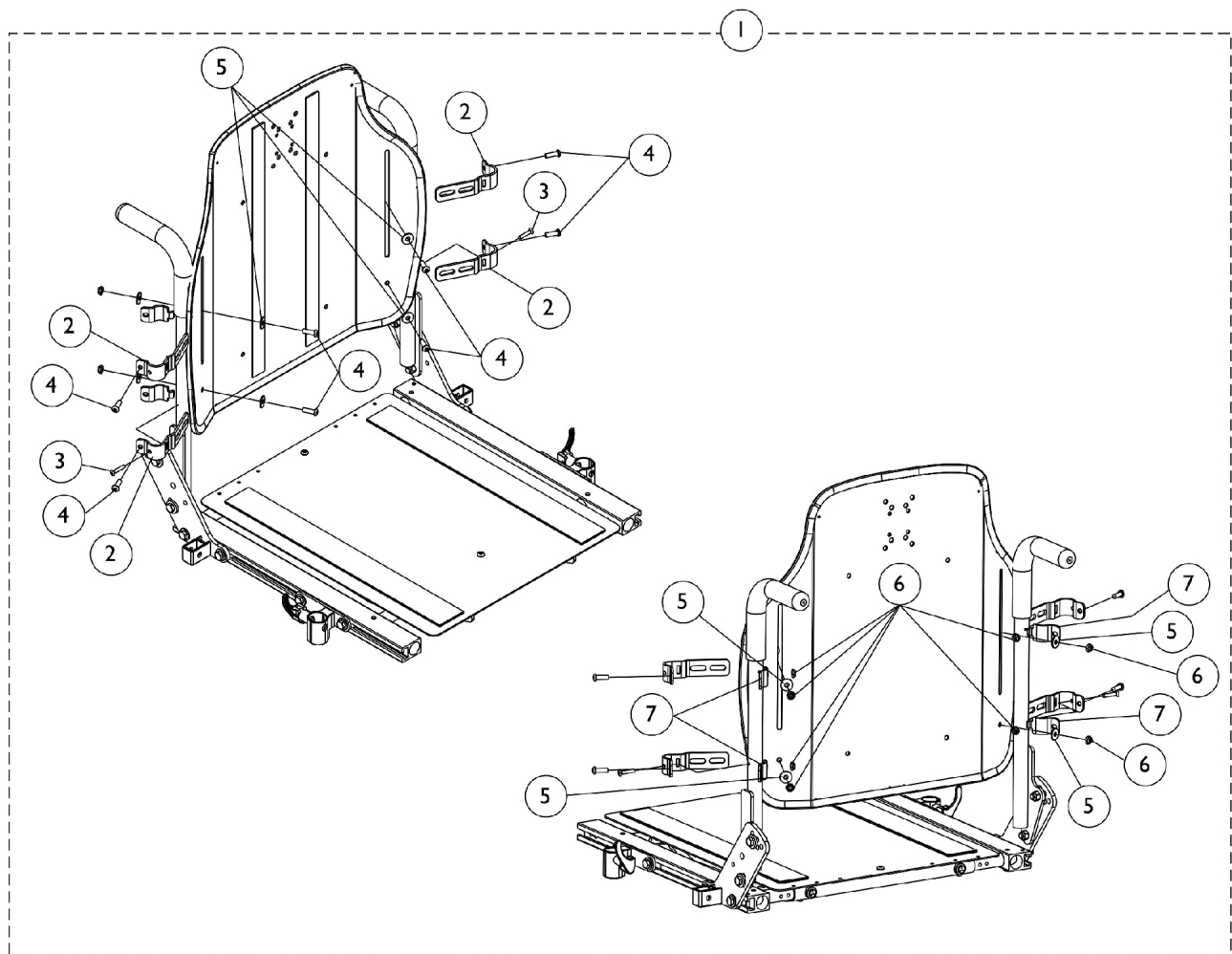
#3 Mesh Curve Contoura Back Cushion Assembly (CTBMSH)

Overall Back Height	Material Back Height	16" Wide	18" Wide	20" Wide	22" Wide	24" Wide
22" High	17" High	1166141 See Note(s) B	1166142 See Note(s) B	1166143 See Note(s) B	1166144 See Note(s) B	1166145 See Note(s) B
25" High	20" High	1171642-NLA See Note(s) B	1171644-NLA See Note(s) B	1171646-NLA See Note(s) B	1171648-NLA See Note(s) B	1171650-NLA See Note(s) B
28" High	23" High	1171643-NLA See Note(s) B	1171645-NLA See Note(s) B	1171647-NLA See Note(s) B	1171649-NLA See Note(s) B	1171651-NLA See Note(s) B

NOTE: B - Includes items 4 and 5. Back Cover and Foam are sold as a Back Cushion Assembly only.

Overall Back Height includes the spacing gap dimension from the bottom of the Back Assembly to the Seat Pan

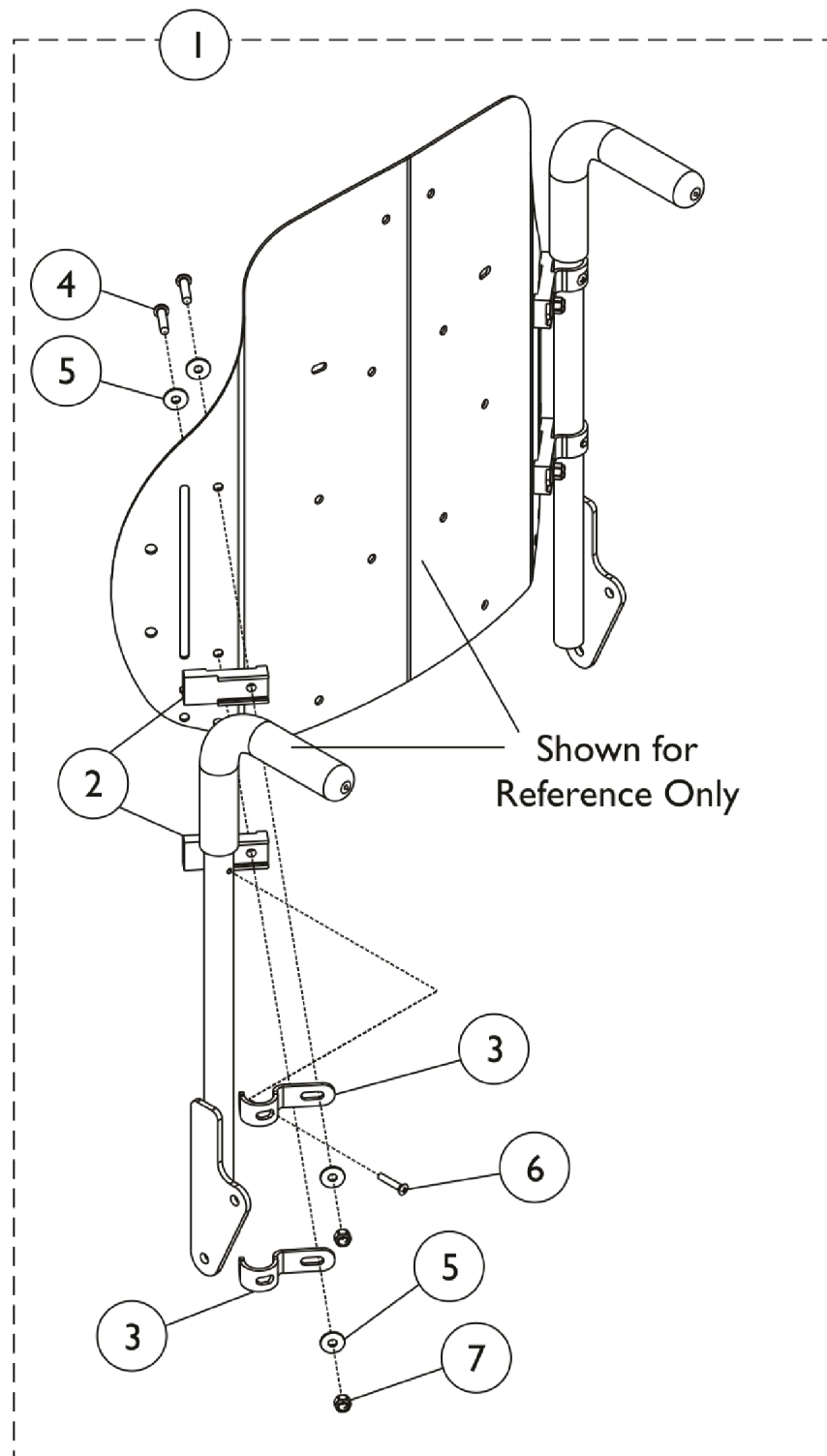
Contoura Back Mounting Hardware - ADJASBA Only - Before 5/15/09



Contoura Back Mounting Hardware - ADJASBA Only - Before 5/15/09

Item Number	Note	Part Number	Description	Quantity Per	
				Package	Assembly
1	A	1140945	Kit, Contoura Back Mounting Hdw. - Round Canes	1	1
2			Bracket, Back Mounting, Front, Black	1	4
3			NLA - Screw, Phillips Oval Head (#10-16 x 7/8")	1	2
4			Screw, Socket Button (1/4-20 x 3/4")	1	8
5			Washer (1/4 x 23/32 x 1/16")	1	8
6			Locknut (1/4-20)	1	8
7			Bracket, Back Mounting, Rear, Black	1	4
NOTE: A - Includes items 2-7					

Curve Contoura Mounting Back Hardware - After 5/14/09

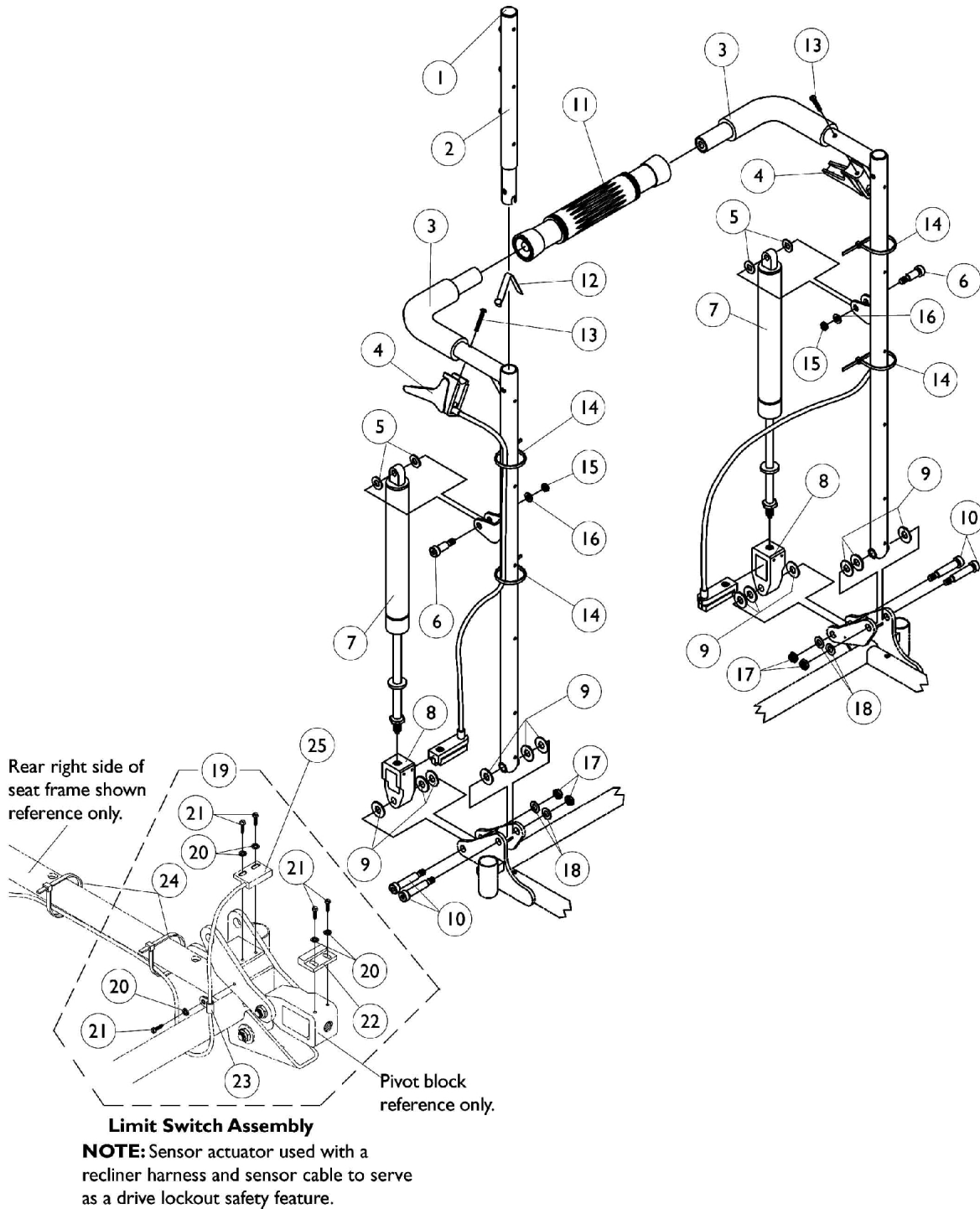


Curve Contoura Mounting Back Hardware - After 5/14/09

Item Number	Note	Part Number	Description	Quantity Per	
				Package	Assembly
1	A	1157925	Kit, Metal Curved and Curve Contoura Back Mounting Hardware	1	1
2			Spacer, Back Pan, Black	1	4
3			Hook, Back Assembly Mounting	1	4
4			Screw, Socket Button Head (1/4-20 x 1")	1	4
5			Washer (1/4 x 23/32 x 1/16")	1	8
6			NLA - Screw, Phillips Oval Head (#10-16 x 7/8")	1	2
7			Locknut (1/4-20)	1	4
NOTE: A - Includes Items 2 thru 7.					

Recliner Back Assembly

For ASBA Seat Frames (Before 7/5/05)



Recliner Back Assembly

For ASBA Seat Frames (Before 7/5/05)

Item Number	Note	Part Number	Description	Quantity Per	
				Package	Assembly
1		1027095	Plug Button, Black (7/8")	1	2
2		1052997-NLA	NLA - Headrest Tube Assembly, Black - Right	1	1
2		1052998-NLA	NLA - Headrest Tube Assembly, Black - Left	1	1
3		See Chart	#3 Back Cane with Grip	1	1
4	B	1050214	Cable with Trigger	1	2
4	C	1050215	Cable with Trigger	1	2
4	D	1050216	Cable with Trigger	1	2
5		1026032	Washer, Nylon (11/32 x 11/16 x 1/16")	1	4
6		1050153	Screw, Shoulder Hex Socket Head (5/16 x 7/8", 1/4-20)	1	2
7	E	1050154	Cylinder, Lock, Recline	1	2
7	F	1050306	Cylinder, Lock	1	2
8		1050136	Pivot, Block	1	2
9		1012371	Washer, Nylon (3/8 x 7/8 x 1/16")	1	12
10		1031665	Screw, Shoulder Hex Socket Head (3/8 x 1-1/2", 5/16-18)	1	4
11	G	1050293	Bar, Spreader, Black (14-20" W)	1	1
11	H	1050294	Bar, Spreader, Black (21-24" W)	1	1
12		1024713	Spring, Torsion w/ Button	1	2
13		1091417-NLA	NLA - Screw, Phillips Pan Head (#10-24 x 1-1/4")	1	2
14		1095503-NLA	NLA - Package, Tie Wrap (5-5/8" L)	10	1
15		1025736	Locknut (1/4-20)	1	2
16		1026907	Washer (1/4 x 1/2 x 1/16")	1	2
17		1026158	Locknut (5/16-18)	1	4
18		1025704	Washer, Flat (5/16 x 5/8 x 1/16")	1	4
19	A	1053178-NLA	NLA - Switch Assembly, Limit	1	1
20		1008525-NLA	NLA - Washer, Internal Tooth Lock (#4-40)	1	5
21		1025116-NLA	NLA - Screw, Slotted Hex Washer Head Tap (#4-3/8")	1	5
22		1024001	Sensor, Actuator Switch	1	1
23		1050310-NLA	NLA - Clamp, Cable	1	1
24		1095503-NLA	NLA - Package, Tie Wrap (5-5/8" L)	10	1
25		1092913-NLA	NLA - Cable, Drive Lockout Sensor	1	1
NOTE: A - Includes items 20-24. Cable sensor is not included, see item 25 B - 26" high back canes C - 22-24" high back canes D - 18-20" high back canes E - 250 lb. weight limit F - 251-400 lb. weight limit G - 16-17" wide H - 18-24" wide					

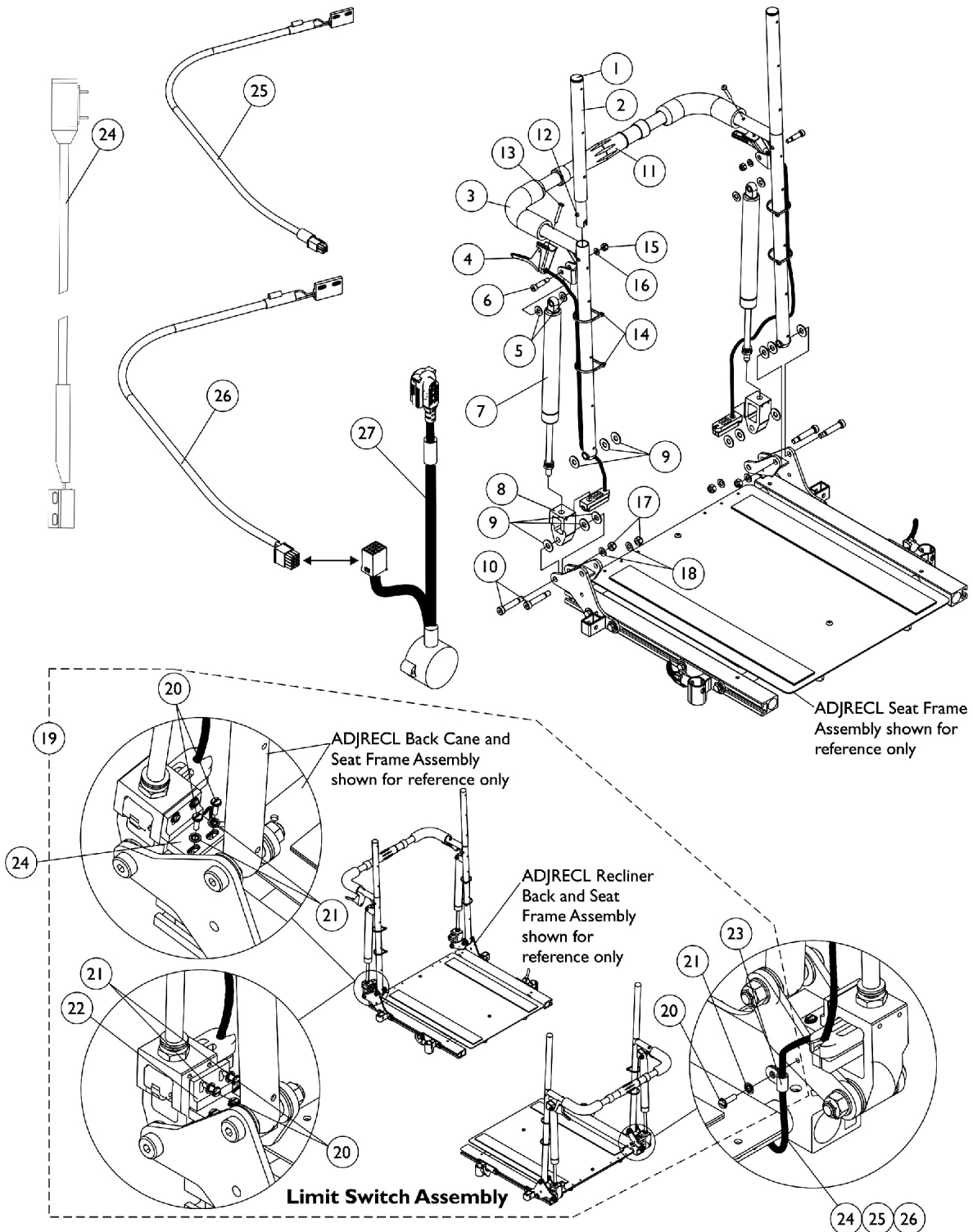
Recliner Back Assembly

For ASBA Seat Frames (Before 7/5/05)

#3 Back Cane with Grip

Back Height	16"-17" Wide Rt.	16"-17" Wide Lt.	18"-24" Wide Rt.	18"-24" Wide Lt.
18" H	1052079	1052080	1052089	1052090
20" H	1052081	1052082	1052091	1052092
22" H	1052083	1052084	1052093	1052094
24" H	1052085	1052086	1052095	1052096
26" H	1052087	1052088	1052097	1052098

Recliner Back Assembly For ADJRECL Seat Frames (After 7/4/05)



Recliner Back Assembly

For ADJRECL Seat Frames (After 7/4/05)

Item Number	Note	Part Number	Description	Quantity Per	
				Package	Assembly
1		1027095	Plug Button, Black (7/8")	1	2
2		1052997-NLA	NLA - Headrest Tube Assembly, Black - Right	1	1
2		1052998-NLA	NLA - Headrest Tube Assembly, Black - Left	1	1
3		See Chart	#3 Back Cane with Grip	1	1
4	B	1050214	Cable with Trigger	1	2
4	C	1050215	Cable with Trigger	1	2
4	D	1050216	Cable with Trigger	1	2
5		1026032	Washer, Nylon (11/32 x 11/16 x 1/16")	1	4
6		1050153	Screw, Shoulder Hex Socket Head (5/16 x 7/8", 1/4-20)	1	2
7	E	1050154	Cylinder, Lock, Recline	1	2
7	F	1050306	Cylinder, Lock	1	2
8		1050136	Pivot, Block	1	2
9		1012371	Washer, Nylon (3/8 x 7/8 x 1/16")	1	12
10		1031665	Screw, Shoulder Hex Socket Head (3/8 x 1-1/2", 5/16-18)	1	4
11	G	1050293	Bar, Spreader, Black (14-20" W)	1	1
11	H	1050294	Bar, Spreader, Black (21-24" W)	1	1
12		1024713	Spring, Torsion w/ Button	1	2
13		1091417-NLA	NLA - Screw, Phillips Pan Head (#10-24 x 1-1/4")	1	2
14		1095503-NLA	NLA - Package, Tie Wrap (5-5/8" L)	10	1
15		1025736	Locknut (1/4-20)	1	2
16		1026907	Washer (1/4 x 1/2 x 1/16")	1	2
17		1026158	Locknut (5/16-18)	1	4
18		1025704	Washer, Flat (5/16 x 5/8 x 1/16")	1	4
19	A	1134498	Kit, Limit Switch Assembly	1	1
20			NLA - Screw, Slotted Hex Washer Head Tap (#4-3/8")	1	5
21			NLA - Washer, Internal Tooth Lock (#4-40)	1	5
22			Sensor, Actuator Switch	1	1
23			NLA - Clamp, Cable	1	1
24		1092913-NLA	NLA - Cable, Drive Lockout Sensor	1	1
25	I	1146573-NLA	NLA - Cable, Drive Lockout Sensor, MK6i	1	1
26	J	1144926	Cable, Drive Lockout Sensor, MK6i	1	1
27	K	1142231	Cable, GB TT Interface	1	1

Recliner Back Assembly For ADJRECL Seat Frames (After 7/4/05)

NOTE: A - Includes items 20-23. Cable sensor is not included, see item 24, 25 or 26
 B - 26" high back canes
 C - 22-24" high back canes
 D - 18-20" high back canes
 E - 250 lb. weight limit
 F - 251-400 lb. weight limit
 G - 16-17" wide
 H - 18-24" wide
 I - Sensor Cable used for chairs manufactured with MK6i electronics and 4-Pole Motors only.
 J - Sensor Cable used with item 27 GB TT Interface Cable for chairs manufactured with MK6i Electronics and GB TT Motors
 K - Interface Cable used with item 26 Sensor Cable for chairs manufactured with MK6i Electronics and GB TT Motors

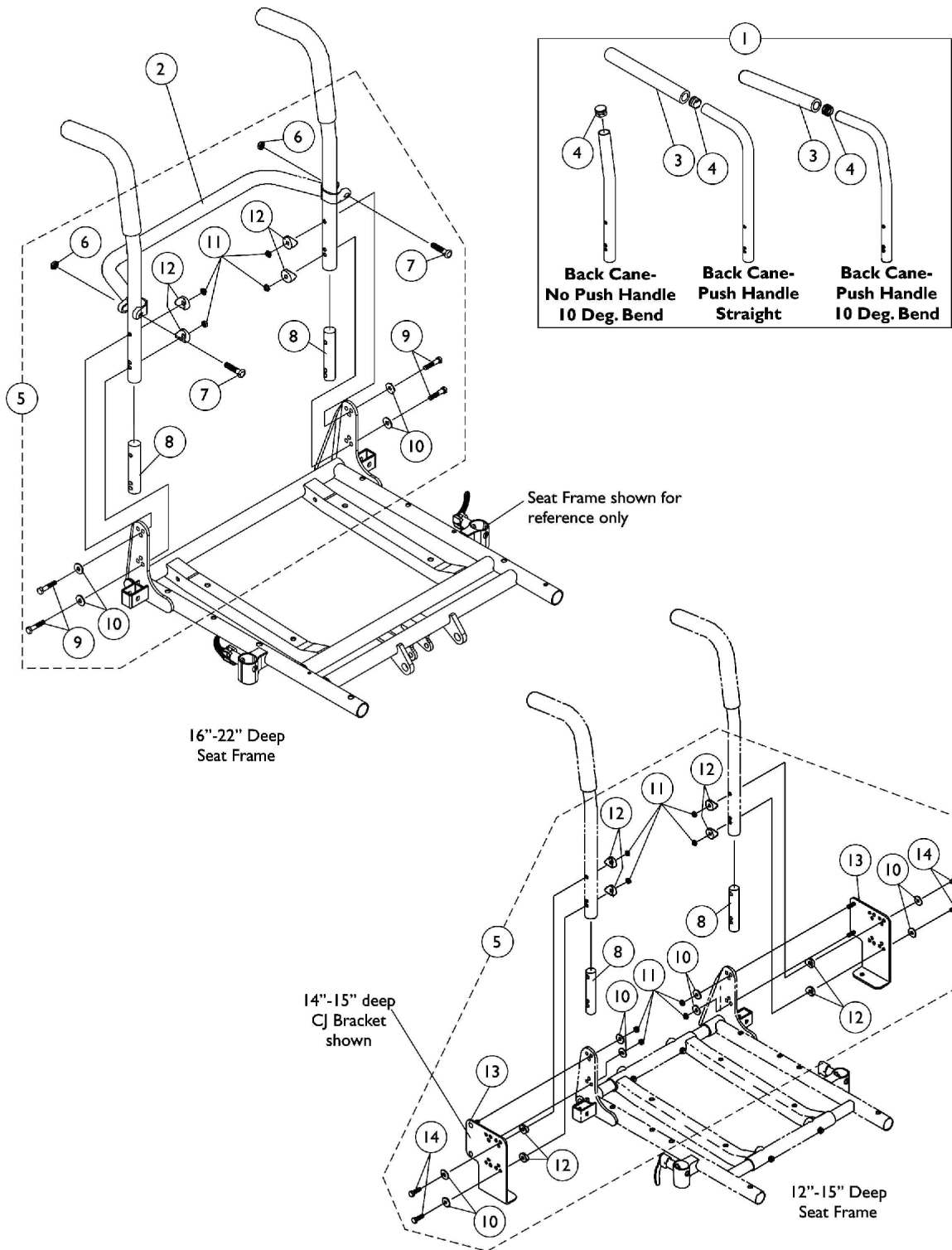
#3 Back Cane with Grip

Back Height	16"-17" Wide Rt.	16"-17" Wide Lt.	18"-24" Wide Rt.	18"-24" Wide Lt.
18" H	1052079	1052080	1052089	1052090
20" H	1052081	1052082	1052091	1052092
22" H	1052083	1052084	1052093	1052094
24" H	1052085	1052086	1052095	1052096
26" H	1052087	1052088	1052097	1052098

Back Canes, Spreader Bars and Attaching Hardware

For ASBA Seats (12"-24" Wide) (Before 7/5/05)

NOTE: Chairs manufactured with a seat width, seat depth or back height of 20" and greater including all heavy duty packages will be equipped with a spreader bar standard.



Back Canes, Spreader Bars and Attaching Hardware

For ASBA Seats (12"-24" Wide) (Before 7/5/05)

NOTE: Chairs manufactured with a seat width, seat depth or back height of 20" and greater including all heavy duty packages will be equipped with a spreader bar standard.

Item Number	Note	Part Number	Description	Quantity Per	
				Package	Assembly
1		See Chart	#1 Back Cane Assemblies	1	2
2		See Chart	#2 Spreader Bar	1	1
3		1135506	Package, Foam Hand Grip (9" L)	10	1
4		1134426	Package, Plug Button, Black (3/4")	10	1
5	A,E	1070499-NLA	NLA - Kit, Back Cane Attaching Hardware, For CJ Bracket 12-13" Deep Seat	2	1
8			Insert, Non-Threaded Back Cane (For Back Heights 20" and Lower)	1	2
10			Washer (1/4 x 23/32 x 1/16")	1	8
11			Locknut (1/4-20)	1	8
12			Spacer, Coved (1/4 x 11/16 x 1/2")	1	8
13			NLA - Bracket, Back Mounting, Black - Right	1	1
13			NLA - Bracket, Back Mounting, Black - Left	1	1
14			Screw, Hex Head (1/4-20 x 1-5/8")	1	4
5	A,E	1070500-NLA	Kit, Back Cane Attaching Hardware, For CJ Bracket 14-15" Deep Seat	2	1
8			Insert, Non-Threaded Back Cane (For Back Heights 20" and Lower)	1	2
10			Washer (1/4 x 23/32 x 1/16")	1	8
11			Locknut (1/4-20)	1	8
12			Spacer, Coved (1/4 x 11/16 x 1/2")	1	8
13			NLA - Bracket, Back Mounting, Black - Right	1	1
13			NLA - Bracket, Back Mounting, Black - Left	1	1
14			Screw, Hex Head (1/4-20 x 1-5/8")	1	4
5	B,C	1070457-NLA	NLA - Kit, Back Cane Attaching Hardware	2	1
6			Locknut (5/16-24)	1	2
7			Screw w/ Lug (5/16-24 x 1-3/8")	1	2
8			Insert, Non-Threaded Back Cane (For Back Heights 20" and Lower)	1	2
9			Screw, Hex Head (1/4-20 x 1-5/8")	1	4
10			Washer (1/4 x 23/32 x 1/16")	1	4
11			Locknut (1/4-20)	1	4
12			Spacer, Coved (1/4 x 11/16 x 1/2")	1	4
5	B,D	1070458-NLA	NLA - Kit, Back Cane Attaching Hardware	2	1
6			Locknut (5/16-24)	1	2
7			Screw w/ Lug (5/16-24 x 1-3/8")	1	2
8			NLA - Insert, Non-Threaded Back Cane (For Back Heights 21" and Higher)	1	2
9			Screw, Hex Head (1/4-20 x 1-5/8")	1	4
10			Washer (1/4 x 23/32 x 1/16")	1	4
11			Locknut (1/4-20)	1	4
12			Spacer, Coved (1/4 x 11/16 x 1/2")	1	4

Back Canes, Spreader Bars and Attaching Hardware For ASBA Seats (12"-24" Wide) (Before 7/5/05)

NOTE: Chairs manufactured with a seat width, seat depth or back height of 20" and greater including all heavy duty packages will be equipped with a spreader bar standard.

NOTE: A - Includes items 8 and 10-14
B - Includes items 6-12
C - Used for 12"-20" high back canes
D - Used for 21"-24" high back canes
E - Prior to 7/9/04 new back cane attaching hardware must be ordered for 12"-15" deep seats that use CJ brackets. The threaded insert was replaced with a non-threaded insert for 12"-20" high back canes.

Back Canes, Spreader Bars and Attaching Hardware For ASBA Seats (12"-24" Wide) (Before 7/5/05)

NOTE: Chairs manufactured with a seat width, seat depth or back height of 20" and greater including all heavy duty packages will be equipped with a spreader bar standard.

#1 Back Cane Assemblies

Back Height	Back Cane- No Push Handle 10 Deg. Bend	Back Cane- Push Handle Straight	Back Cane- Push Handle 10 Deg. Bend
12"	1045241-NLA	1045253-NLA	1049955-NLA
13"	1045242-NLA	1045254-NLA	1049956-NLA
14"	1045243-NLA	1045255-NLA	1049957-NLA
15"	1045244-NLA	1045256-NLA	1049958-NLA
16"	1048992-NLA	1048558	1045575
17"	1048993-NLA	1048559	1045576
18"	1048994-NLA	1048560	1045577
19"	1048995-NLA	1048561	1045578
20"	1048996-NLA	1048562	1045579-NLA
21"	N/A	N/A	1052227-NLA
22"	N/A	N/A	1052230
23"	N/A	N/A	1054521-NLA
24"	N/A	N/A	1054524-NLA

NOTE: Back Cane Assemblies include Foam Grips and Plug Buttons where shown

Back Canes, Spreader Bars and Attaching Hardware For ASBA Seats (12"-24" Wide) (Before 7/5/05)

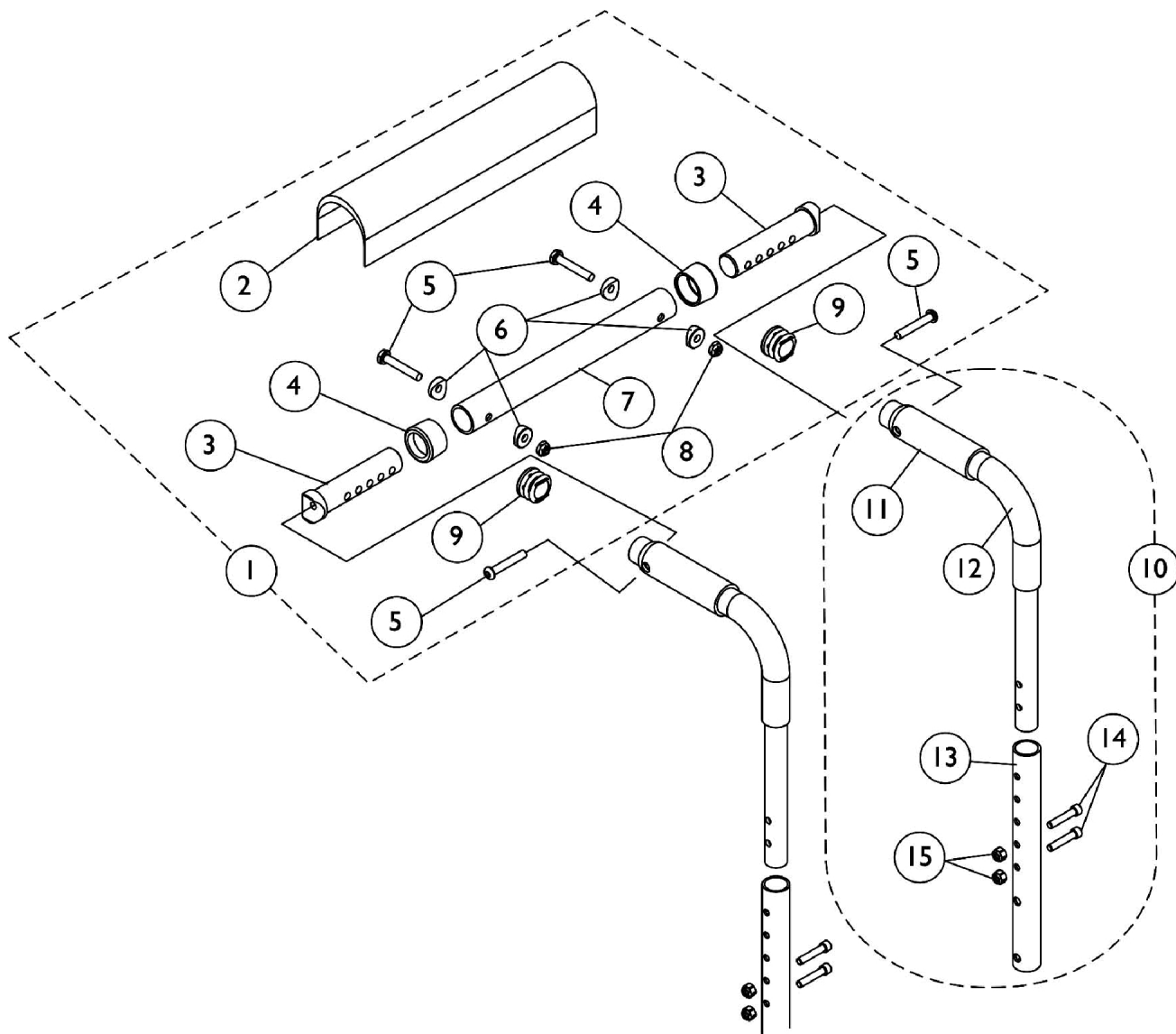
NOTE: Chairs manufactured with a seat width, seat depth or back height of 20" and greater including all heavy duty packages will be equipped with a spreader bar standard.

#2 Spreader Bar

Chair Width	Part Number
14"	1043871-NLA
15"	1043872-NLA
16"	1043873
17"	1043874
18"	1043875
19"	1043876
20"	1043877
21"	1043878-NLA
22"	1043879-NLA
23"	1043880-NLA
24"	1043881-NLA

Back Canes and Spreader Bars

For ADJASBA Seats (12"-16" Wide) (After 7/4/05)



Back Canes and Spreader Bars

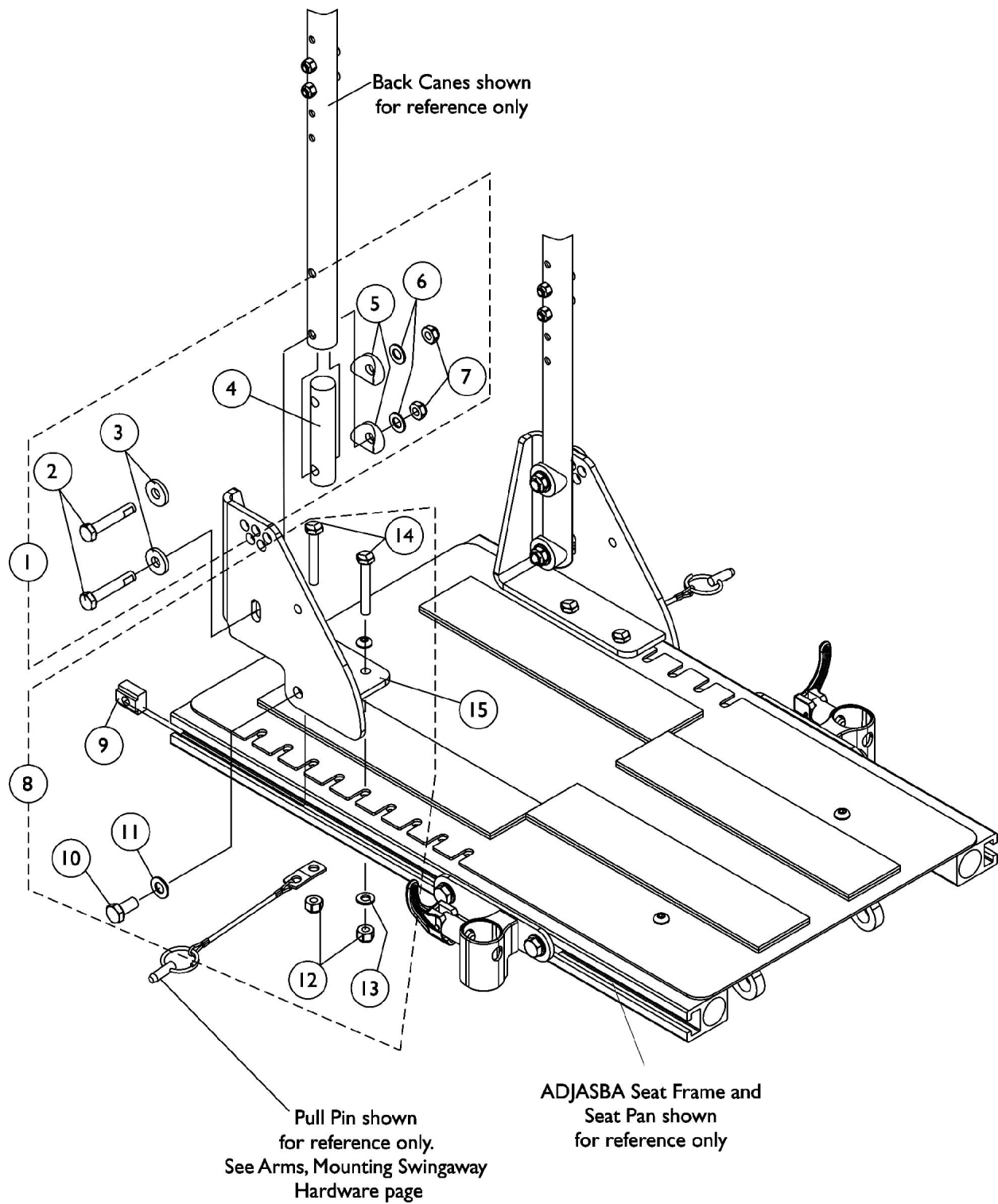
For ADJASBA Seats (12"-16" Wide) (After 7/4/05)

Item Number	Note	Part Number	Description	Quantity Per	
				Package	Assembly
1	A	1126147	Kit, Spreader Bar Assembly (12"-16" Wide)	1	1
2			Cover, Spreader Bar (16-20" W)	1	1
3			NLA - Insert, Spreader Bar Connector, Black	1	2
4			Anti-Rattle (1")	1	2
5			Screw, Socket Button Head (1/4-20 x 1-1/2")	1	4
6			Spacer, Coved (1/4 x 11/16 x 1/2")	1	4
7			NLA - Tube, Spreader Bar, Black	1	1
8			Locknut (1/4-20)	1	2
9			Plug Button, Black (1")	1	2
10	B	1127154-NLA	NLA - Kit, Back Cane Assembly with Hardware (12"-15" Back Height)	1	1
11			Grip, Hand, Foam (4")	1	1
12			Handle, Push, Black	1	1
13			Cane, Back, Lower, Black - Right/Left (12-15" H)	1	1
14			Screw, Socket Head (1/4-20 x 1-1/4")	1	2
15	B	1127155-NLA	Locknut (1/4-20)	1	2
10			NLA - Kit, Back Cane Assembly with Hardware (16"-19" Back Height)	1	1
11			Grip, Hand, Foam (4")	1	1
12			Handle, Push, Black	1	1
13			Cane, Back, Lower, Black - Right/Left (16-19" H)	1	1
14	B	1127156	Screw, Socket Head (1/4-20 x 1-1/4")	1	2
15			Locknut (1/4-20)	1	2
10			Kit, Back Cane Assembly with Hardware (20"-22" Back Height)	1	1
11			Grip, Hand, Foam (4")	1	1
12			Handle, Push, Black	1	1
13	B	1135505	Cane, Back, Lower, Black - Right/Left (20-22" H)	1	1
14			Screw, Socket Head (1/4-20 x 1-1/4")	1	2
15			Locknut (1/4-20)	1	2
11			Package, Foam Hand Grip (4" L)	10	1

NOTE: A - Includes items 2-9
B - Includes items 11-15

Back Cane Attaching Hardware

For ADJASBA Seats (12"-16" Wide) (After 7/4/05)



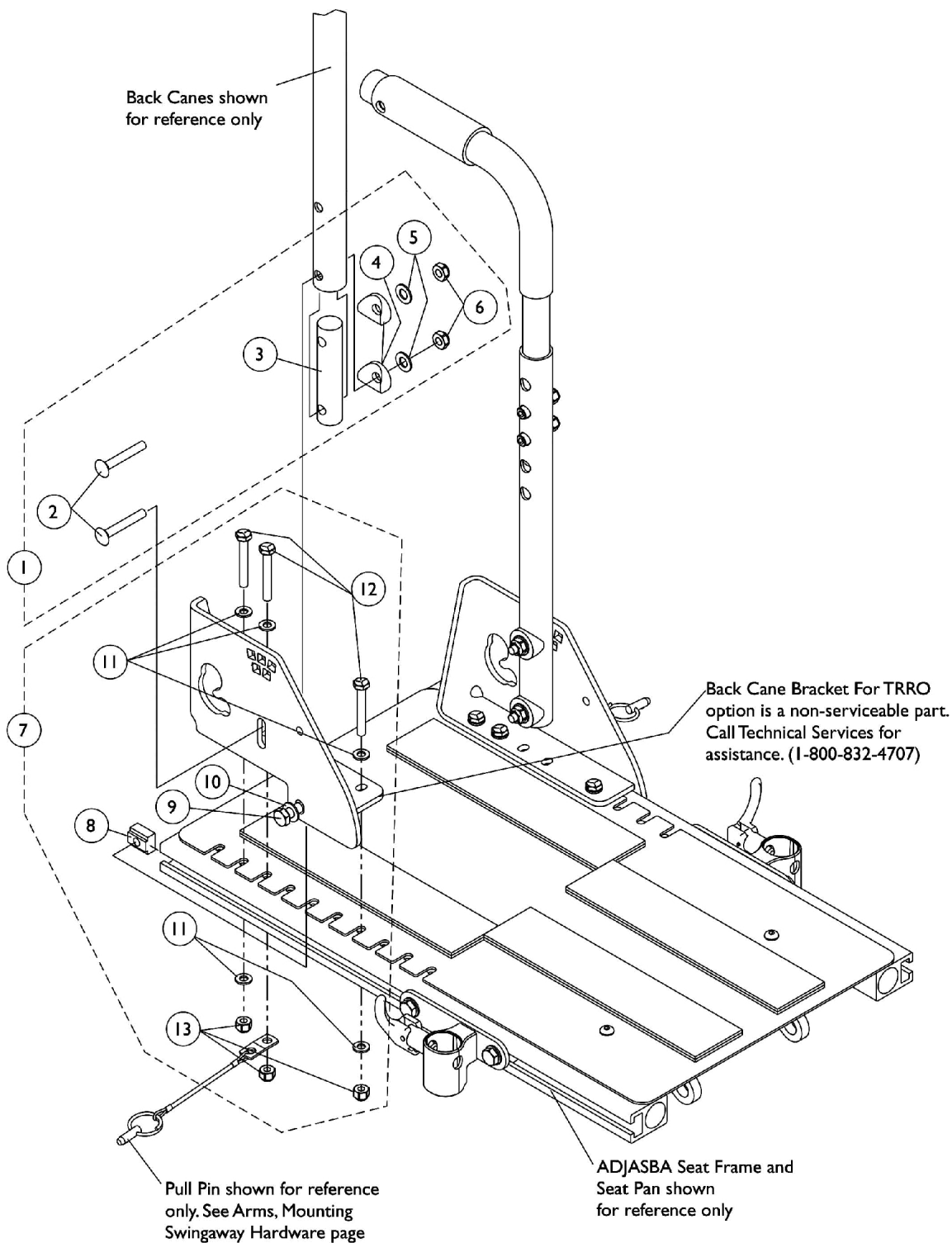
Back Cane Attaching Hardware

For ADJASBA Seats (12"-16" Wide) (After 7/4/05)

Item Number	Note	Part Number	Description	Quantity Per	
				Package	Assembly
1	A	1126146-NLA	Kit, Back Cane Attaching Hardware	2	1
2			NLA - Screw, Hex Head w/ Patch (5/16-18 x 1-3/4")	1	4
3			Washer, Flat (21/64 x 53/64 x 7/64")	1	4
4			NLA - Insert, Back Cane	1	2
5			Spacer, Coved (3/4 x 1 x 1/2")	1	4
6			Washer, Flat (5/16 x 5/8 x 1/16")	1	4
7			Locknut (5/16-18)	1	4
8	B	1135499-NLA	NLA - Kit, Back Cane Bracket Mounting Hardware	2	1
9			T-Nut (5/16-18)	1	2
10			Screw, Hex Head w/ Patch (5/16-18 x 5/8")	1	2
11			Washer, Flat (5/16 x 5/8 x 1/16")	1	2
12			Locknut (1/4-20)	1	4
13			Washer (1/4 x 1/2 x 1/16")	1	2
14			NLA - Screw, Hex Head (1/4-20 x 1-3/4")	1	4
15		1133597-NLA	NLA - Bracket, Back Cane Mounting, Black - Right	1	1
15		1133598-NLA	NLA - Bracket, Back Cane Mounting, Black - Left	1	1
NOTE: A - Includes items 2-7 B - Includes items 9-14					

Back Cane Attaching Hardware

For ADJASBA Seats (12"-16" W x 12"-15" D) TRRO Option



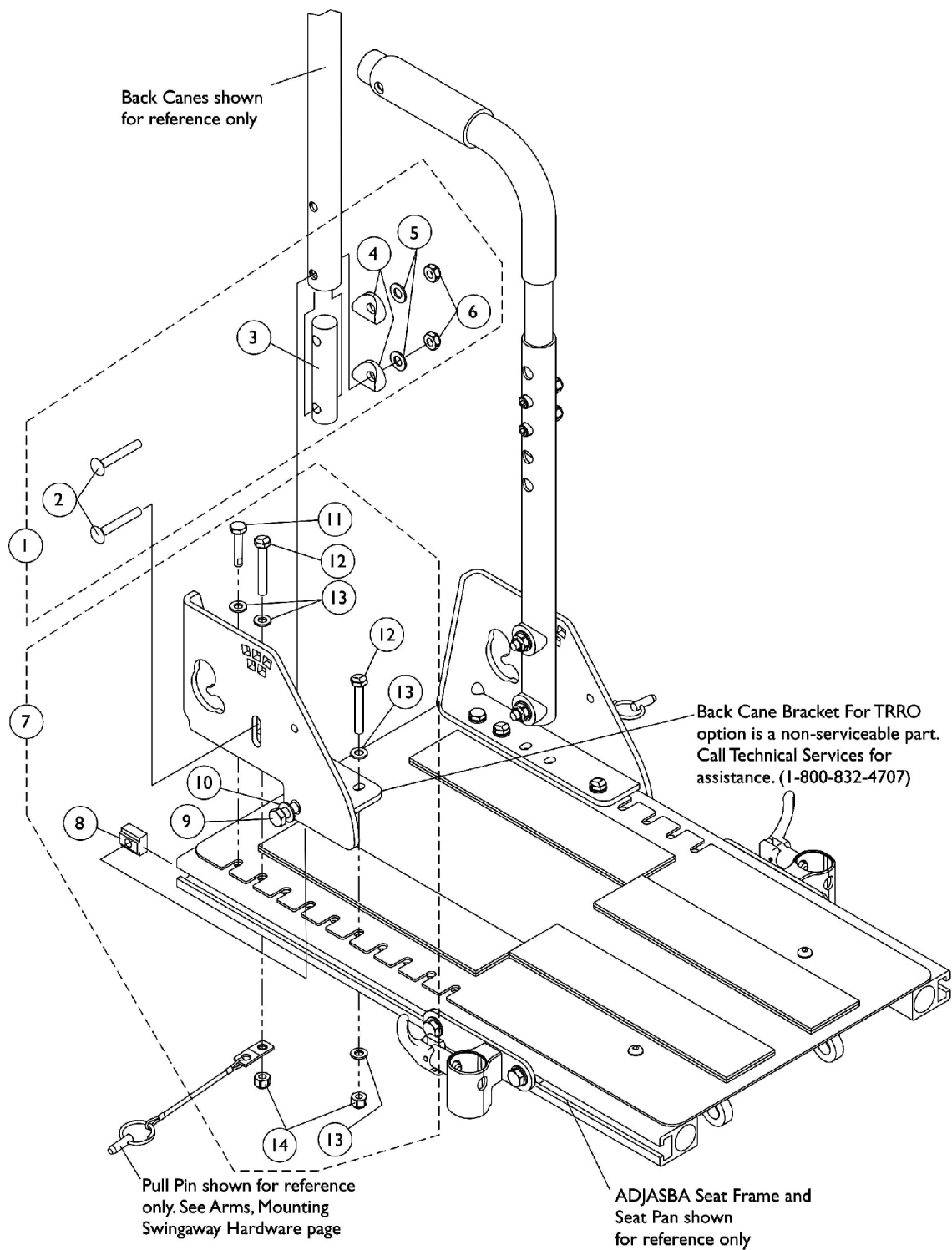
Back Cane Attaching Hardware

For ADJASBA Seats (12"-16" W x 12"-15" D) TRRO Option

Item Number	Note	Part Number	Description	Quantity Per	
				Package	Assembly
1	A	1139553	Kit, Back Cane Attaching Hardware For TRRO Option	2	1
2			Bolt, Round Head Square Neck (5/16-18 x 1-3/4")	1	4
3			NLA - Insert, Back Cane	1	2
4			Spacer, Coved (3/4 x 1 x 1/2")	1	4
5			Washer, Flat (5/16 x 5/8 x 1/16")	1	4
6			Locknut (5/16-18)	1	4
7	B	1136026-NLA	NLA - Kit, Back Cane Bracket Mounting Hardware For TRRO Option (12"-15" Deep)	2	1
8			T-Nut (5/16-18)	1	2
9			Screw, Hex Head w/ Patch (5/16-18 x 5/8")	1	2
10			Washer, Flat (5/16 x 5/8 x 1/16")	1	2
11			Washer (1/4 x 1/2 x 1/16")	1	10
12			NLA - Screw, Hex Head (1/4-20 x 1-3/4")	1	6
13			Locknut (1/4-20)	1	6
NOTE: A - Includes items 2-6 B - Includes items 8-13					

Back Cane Attaching Hardware

For ADJASBA Seats (12"-16" W x 16"-18" D) TRRO Option



Back Cane Attaching Hardware

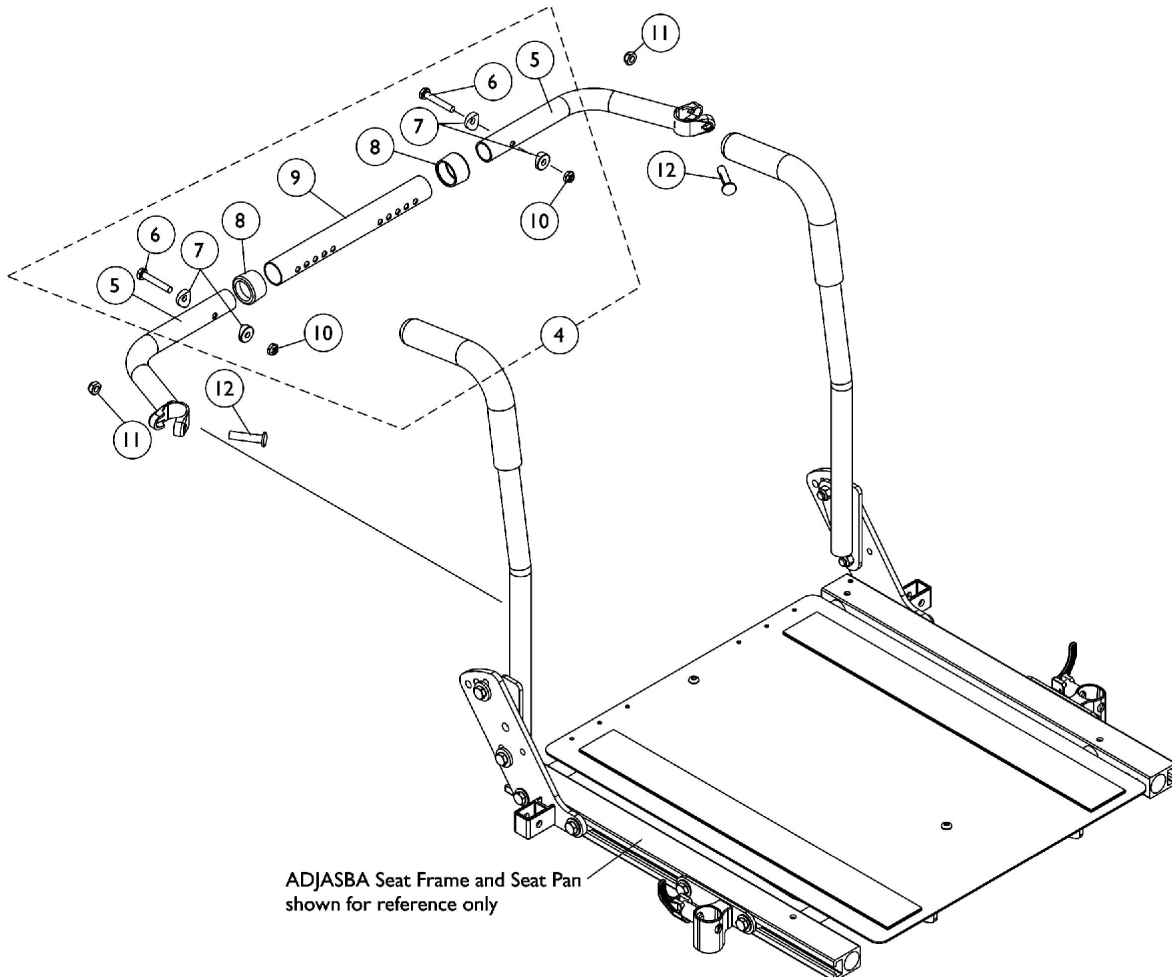
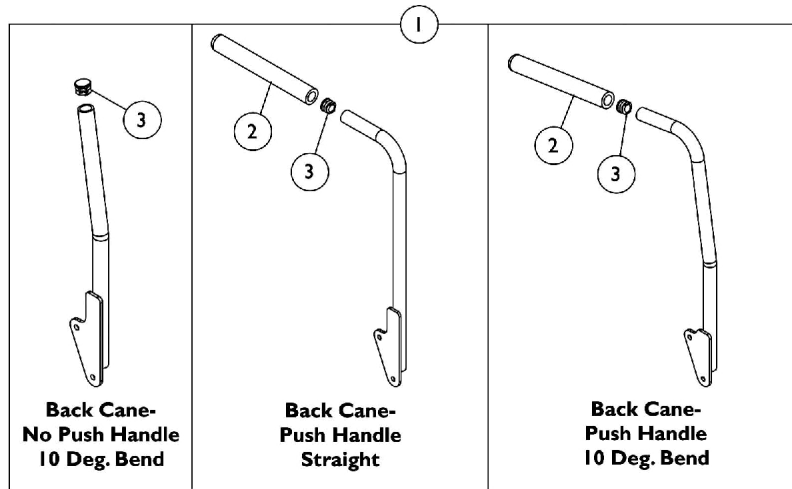
For ADJASBA Seats (12"-16" W x 16"-18" D) TRRO Option

Item Number	Note	Part Number	Description	Quantity Per	
				Package	Assembly
1	A	1139553	Kit, Back Cane Attaching Hardware For TRRO Option	2	1
2			Bolt, Round Head Square Neck (5/16-18 x 1-3/4")	1	4
3			NLA - Insert, Back Cane	1	2
4			Spacer, Coved (3/4 x 1 x 1/2")	1	4
5			Washer, Flat (5/16 x 5/8 x 1/16")	1	4
6			Locknut (5/16-18)	1	4
7	B	1136027-NLA	NLA - Kit, Back Cane Bracket Mounting Hardware For TRRO Option (16"-18" Deep)	2	1
8			T-Nut (5/16-18)	1	2
9			Screw, Hex Head w/ Patch (5/16-18 x 5/8")	1	2
10			Washer, Flat (5/16 x 5/8 x 1/16")	1	2
11			NLA - Screw, Hex Head w/ Patch (1/4-20 x 1-1/4")	1	2
12			NLA - Screw, Hex Head (1/4-20 x 1-3/4")	1	4
13			Washer (1/4 x 1/2 x 1/16")	1	8
14			Locknut (1/4-20)	1	4
NOTE: A - Includes items 2-6 B - Includes items 8-14					

Back Canes and Spreader Bars

For ADJASBA Seats (16"-24" Wide) (After 7/4/05)

Contoura, Curve Contoura Backs for ADJASBA Seating do not utilize a Spreader Bar Assembly.



Back Canes and Spreader Bars

For ADJASBA Seats (16"-24" Wide) (After 7/4/05)

Contoura, Curve Contoura Backs for ADJASBA Seating do not utilize a Spreader Bar Assembly.

Item Number	Note	Part Number	Description	Quantity Per	
				Package	Assembly
1	A	See Chart	#1 Back Cane Assemblies	1	1
2		1135506	Package, Foam Hand Grip (9" L)	10	1
3		1134426	Package, Plug Button, Black (3/4")	10	1
4		1125709	Kit, Spreader Bar Assembly (16"-20" Wide)	1	1
5			NLA - Handle, Spreader Bar, Black	1	2
6			Screw, Hex Head (1/4-20 x 1-1/2")	1	2
7			Spacer, Coved (1/4 x 11/16 x 1/2")	1	4
8			Anti-Rattle (1")	1	2
9			Tube, Spreader Bar, Adjustable, Black (16 - 20" W)	1	1
10			Locknut (1/4-20)	1	2
4	A	1125710	Kit, Spreader Bar Assembly 20"-24" Wide	1	1
5			NLA - Handle, Spreader Bar, Black	1	2
6			Screw, Hex Head (1/4-20 x 1-1/2")	1	2
7			Spacer, Coved (1/4 x 11/16 x 1/2")	1	4
8			Anti-Rattle (1")	1	2
9			Tube, Spreader Bar, Adjustable, Black (20 - 24" W)	1	1
10			Locknut (1/4-20)	1	2
11		1025730	Locknut (5/16-24)	1	2
12		1031026	Screw w/ Lug (5/16-24 x 1-3/8")	1	2

NOTE: A - Includes items 5-10

#1 Back Cane Assemblies

Back Height	Back Cane- No Push Handle 10 Deg. Bend Right	Back Cane- No Push Handle 10 Deg. Bend Left	Back Cane- Push Handle Straight Right	Back Cane- Push Handle Straight Left	Back Cane- Push Handle 10 Deg. Bend Right	Back Cane- Push Handle 10 Deg. Bend Left
12"	1134058	1134059	1133785	1133786	1133814-NLA	1133815-NLA
13"	1134060	1134061	1133787	1133788	1133816-NLA	1133817-NLA
14"	1134062	1134063	1133789	1133790	1133818-NLA	1133819-NLA
15"	1134064	1134065	1133791	1133792	1133820-NLA	1133821-NLA
16"	1134066	1134067	1133793	1133794	1133822	1133823
17"	1134068	1134069	1133795	1133796	1133824	1133825
18"	1134070	1134071	1143334 See Note(s) B	1143335 See Note(s) B	1133826	1133827
19"	1134072	1134073	1133799	1133800	1133828	1133829
20"	1134074	1134075	1133801 See Note(s) C	1133802 See Note(s) C	1133830	1133831
21"	1134076	1134077	1136011 See Note(s) A	1136012 See Note(s) A	1133832	1133833
22"	1134078	1134079	1136013	1136014	1133834	1133835

Back Canes and Spreader Bars

For ADJASBA Seats (16"-24" Wide) (After 7/4/05)

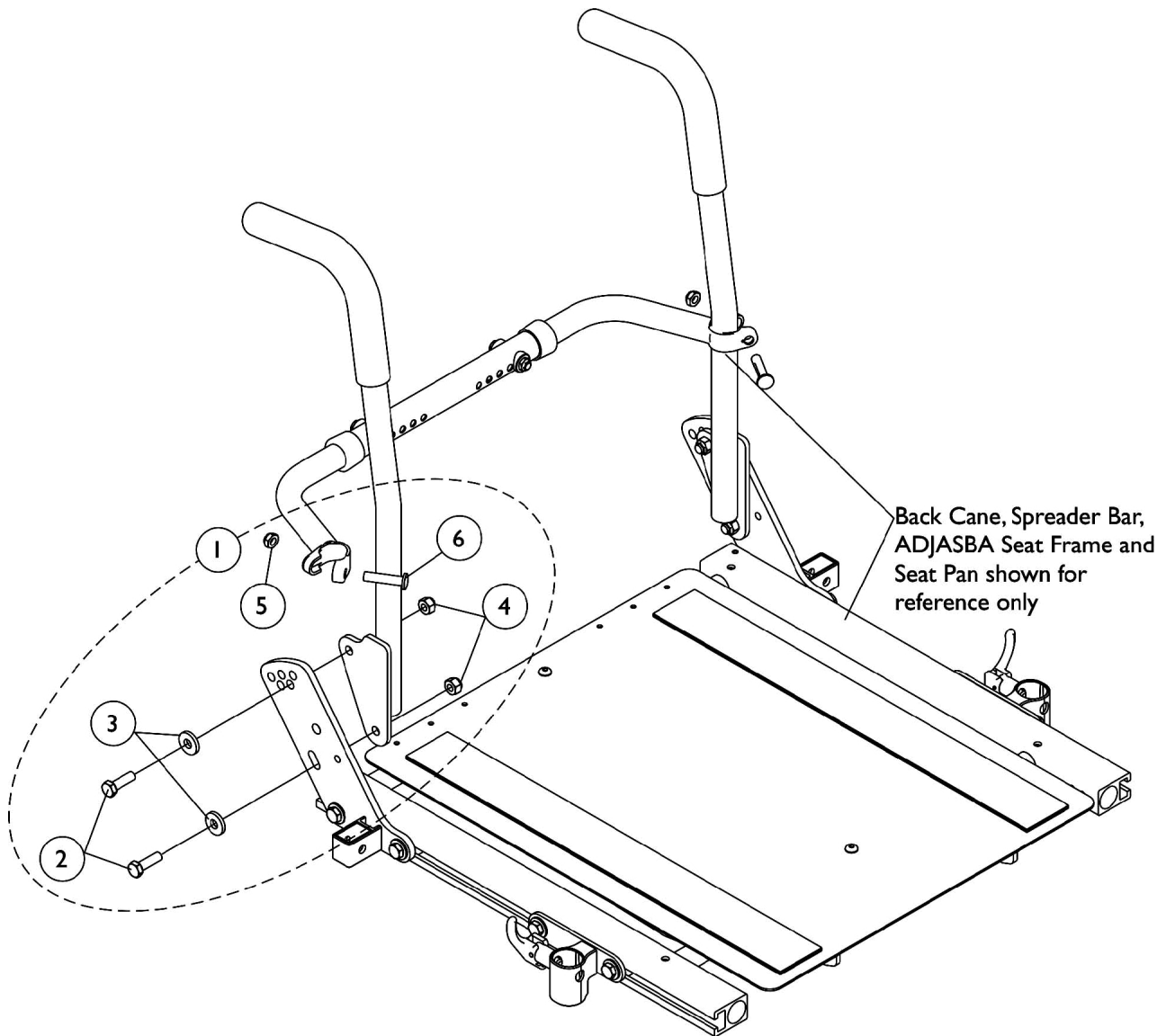
Contoura, Curve Contoura Backs for ADJASBA Seating do not utilize a Spreader Bar Assembly.

#1 Back Cane Assemblies

Back Height	Back Cane- No Push Handle 10 Deg. Bend Right	Back Cane- No Push Handle 10 Deg. Bend Left	Back Cane- Push Handle Straight Right	Back Cane- Push Handle Straight Left	Back Cane- Push Handle 10 Deg. Bend Right	Back Cane- Push Handle 10 Deg. Bend Left
23"	1134080	1134081	1136015 See Note(s) A	1136016 See Note(s) A	1133837	1133838
24"	1134082	1134083	1136017 See Note(s) A	1136018 See Note(s) A	1133839	1133840
NOTE: A - 21"-24" High Straight Back Canes with Push Handles are only offered On-Chair when the Back Upholstery is omitted B - Wheelchairs manufactured before 5/15/09 with a Contoura Back 25" or 29" high and wheelchairs manufactured after 5/14/09 with a Curve Contoura Back 22" high will use the 18" high Straight Back Cane w/ Push Handle. C - Wheelchairs manufactured after 5/14/09 with a Curve Contoura Back 25" or 28" high will use the 20" high Straight Cane w/ Push Handle. NOTE: Back Cane Assemblies include Foam Grips and Plug Buttons where shown						

Back Cane Attaching Hardware

For ADJASBA Seats (16"-24" Wide) (After 7/4/05)



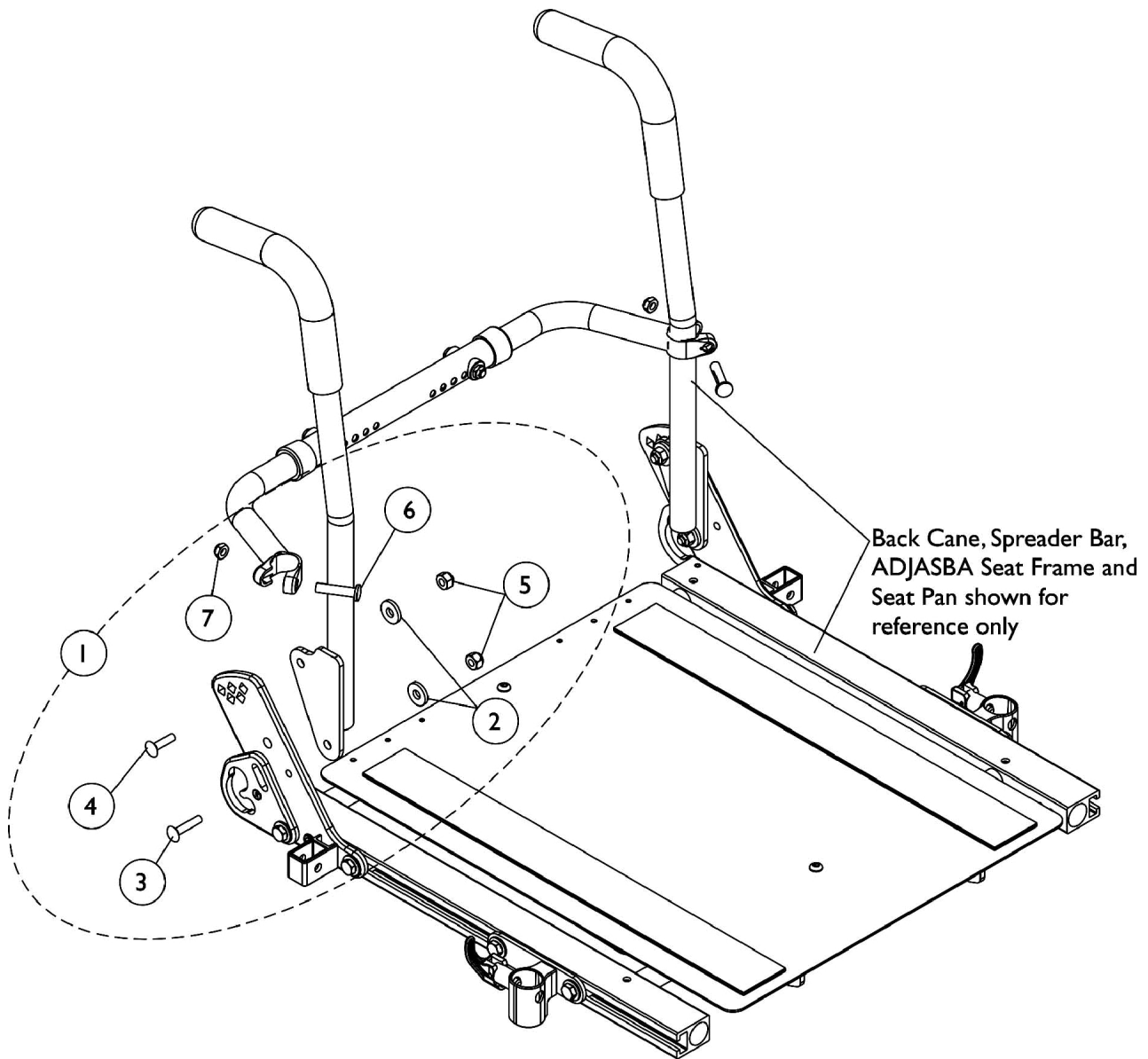
Back Cane Attaching Hardware

For ADJASBA Seats (16"-24" Wide) (After 7/4/05)

Item Number	Note	Part Number	Description	Quantity Per	
				Package	Assembly
1	A	1133755	Kit, Back Cane Mounting Hardware (Pair)	2	1
2			Screw, Hex Head (5/16-18 x 1")	1	4
3			Washer, Flat (21/64 x 53/64 x 7/64")	1	4
4			Locknut (5/16-18)	1	4
5			Locknut (5/16-24)	1	2
6			Screw w/ Lug (5/16-24 x 1-3/8")	1	2
NOTE: A - Includes items 2-6					

Back Cane Attaching Hardware

For ADJASBA Seats (16"-24" Wide) with TRRO Option

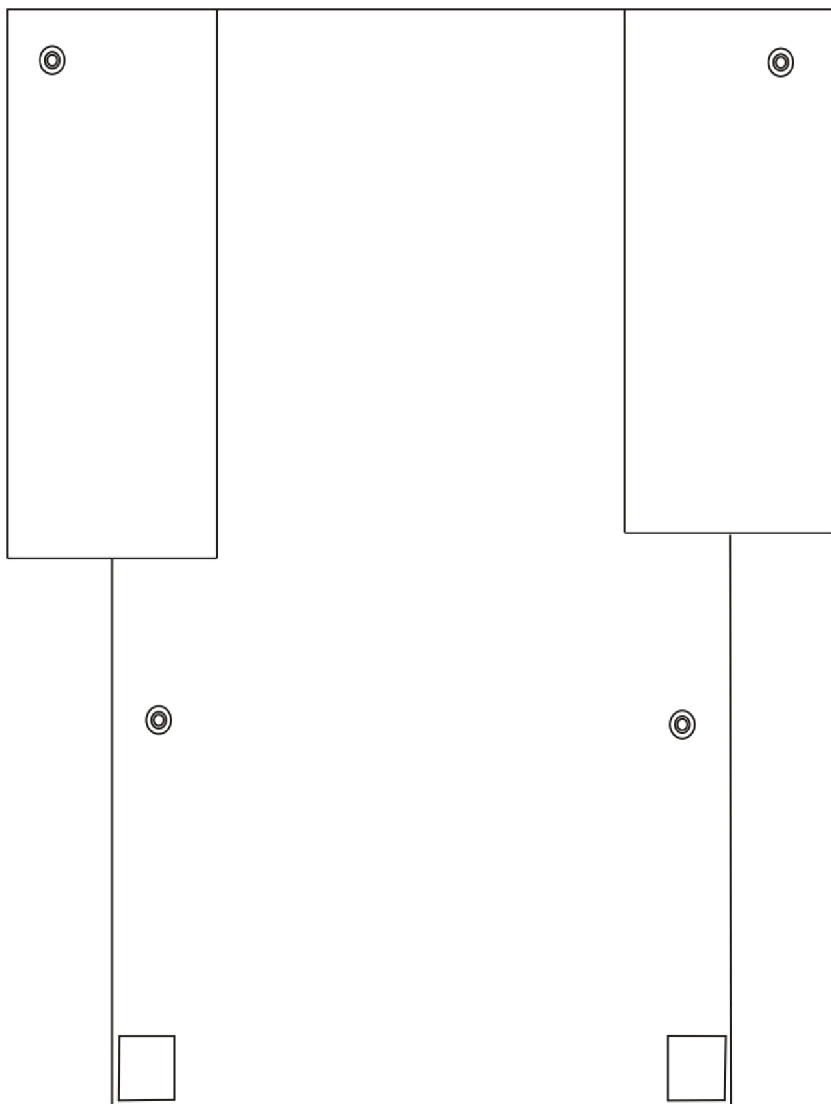


Back Cane Attaching Hardware

For ADJASBA Seats (16"-24" Wide) with TRRO Option

Item Number	Note	Part Number	Description	Quantity Per	
				Package	Assembly
1		1137234-NLA	NLA - Kit, Back Cane Mounting Hardware For TRRO Option (Pair)	2	1
2			Washer, Flat (21/64 x 53/64 x 7/64")	1	4
3			Bolt, Round Head Square Neck (5/16-18 x 1-1/4")	1	2
4			Bolt, Round Head Square Neck (5/16-18 x 1")	1	2
5			Locknut (5/16-18)	1	4
6			Screw w/ Lug (5/16-24 x 1-3/8")	1	2
7			Locknut (5/16-24)	1	2

Back Upholstery - Nylon



Back Upholstery Hardware

Item Number	Note	Part Number	Description	Quantity Per	
				Package	Assembly
	A	1026298	Package, Screw with Washer (#10 x 7/8") (Pair)	2	1
	A	See Chart	Dual Liners - Nylon	1	1
	A	See Chart	Single Liners	1	1
NOTE: A - Not Shown					

Back Upholstery - Nylon

Single Liners


Width	12"-13" High	14"-15" High	16"-17" High	18"-19" High	20" High	21"-22" High	23"-24" High
12" W	1045221-NLA	1045222-NLA	1045257-NLA	1045258-NLA	N/A	N/A	N/A
13" W	1045223-NLA	1045224-NLA	1045259-NLA	1045260-NLA	N/A	N/A	N/A
14" W	1049939-NLA	1049942	1045173	1045205	1068945	1045157	1054527-NLA
15" W	1049940-NLA	1049943-NLA	1045174	1045206	1068946	1045158	1054528-NLA
16" W	1049941-NLA	1045175	1045175	1045207	1068947	1045159	1054529
17" W	N/A	1049945	1045176	1045208	1068948	1045160	1054530
18" W	N/A	1049946	1045177	1045209	1068949	1045161	1054531

Dual Liners

Width	16"-17" High	18" - 19" High	20" High	21" - 22" High	23" - 24" High
14" W	1045178	1045210	1068950	1045162	1054532
15" W	1045179	1045211	1068951	1045163	1054533
16" W	1045180	1045212	1068952	1045164	1054534
17" W	1045181	1045213	1068953	1045165	1054535
18" W	1045182	1045214	1068954	1045166	1054536
19" W	1045183	1045215	1068955	1045167	1054537
20" W	1045184	1045216	1068956	1045168	1054538
21" W	1045185	1045217	1068957	1045169	1054539
22" W	1045186	1045218	1068958	1045170	1054540
23" W	1045187-NLA	1045219-NLA	1068959-NLA	1045171-NLA	1054541-NLA
24" W	1045188-NLA	1045220-NLA	1068960-NLA	1045172-NLA	1054542-NLA

NOTE: Dual liner back upholstery is used with chairs that have a seat deeper than 17" or back wider than 18".

Back Upholstery - Nylon Recliner



Single Liners

Width	18" High	20" High	22" High	24" High	26" High
16" W	1050314	1050319	1050324	1050329	1050334
17" W	1050315	1050320	1050325	1050330	1050335-NLA
18" W	1050316	1050321	1050326	1050331	1050336

Back Upholstery - Nylon Recliner

Dual Liners

Width	18" High	20" High	22" High	24" High	26" High
16" W	1050339	1050350	1050361	1050372	1050383
17" W	1050340	1050351	1050362	1050373	1050384
18" W	1050341	1050352	1050363	1050374	1050385
19" W	1050342	1050353	1050364	1050375	1050386
20" W	1050343	1050354	1050365	1050376	1050387
21" W	1050344	1050355	1050366	1050377	1050388
22" W	1050345	1050356	1050367	1050378	1050389
23" W	1050346-NLA	1050357-NLA	1050368-NLA	1050379-NLA	1050390-NLA
24" W	1050347-NLA	1050358-NLA	1050369-NLA	1050380-NLA	1050391-NLA

NOTE: Dual liner back upholstery is used with chairs that have a seat deeper than 17" or back wider than 18".

Back Upholstery Hardware	1027059
Consists of:	
10 each	Screw with Washer (10 x 7/8")

Headrest Upholstery and Pillows

Recliner

Nylon Headrest

Chair Width	Part Number
16" W	1054628-NLA
17" W	1055281-NLA
18" W	1054629-NLA
19" W	1055282-NLA
20" W	1055283-NLA
21" W	1055284-NLA
22" W	1055285-NLA
23" W	1055286-NLA
24" W	1055287-NLA

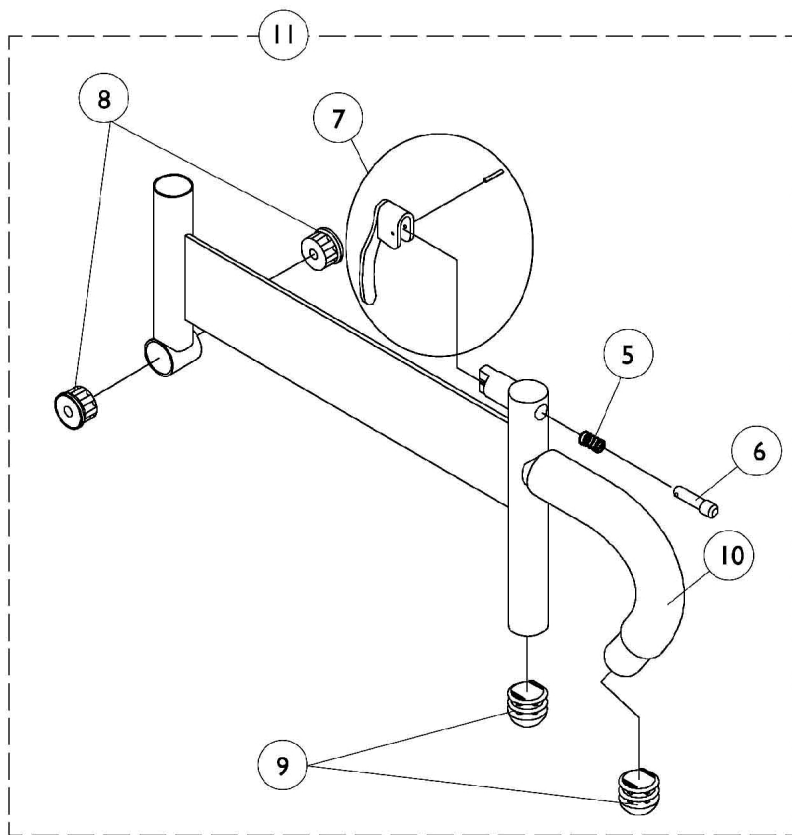
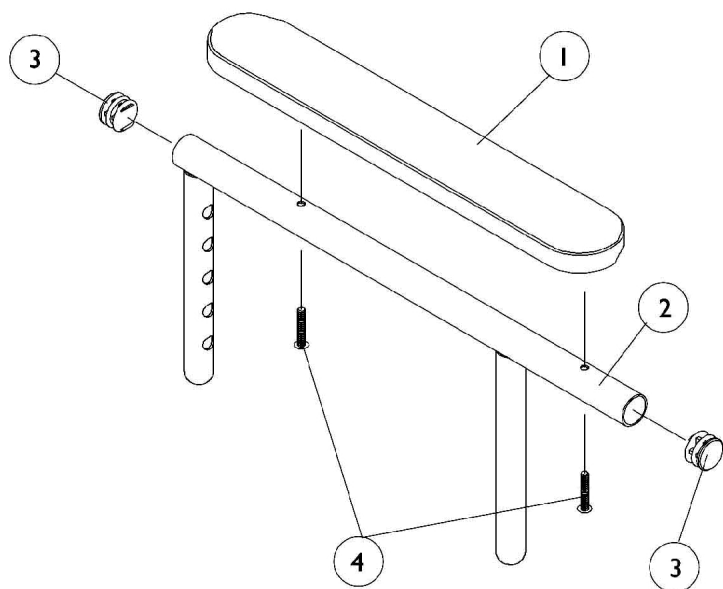
Back Upholstery Hardware	1030441
Consists of:	
6 each	Screw with Washer (10 x 7/8")

Headrest Pillows - Nylon

Chair Width	16"-18" W	19"-22" W	23"-24" W
Part Number	1054896	1054598	1055274-NLA

Arms, Adjustable Height

(12-13" W x 12-16" D)/(14-15" W x 12-22" D) ASBA Seats & (12-16" W x 12-18" D) ADJASBA Seats



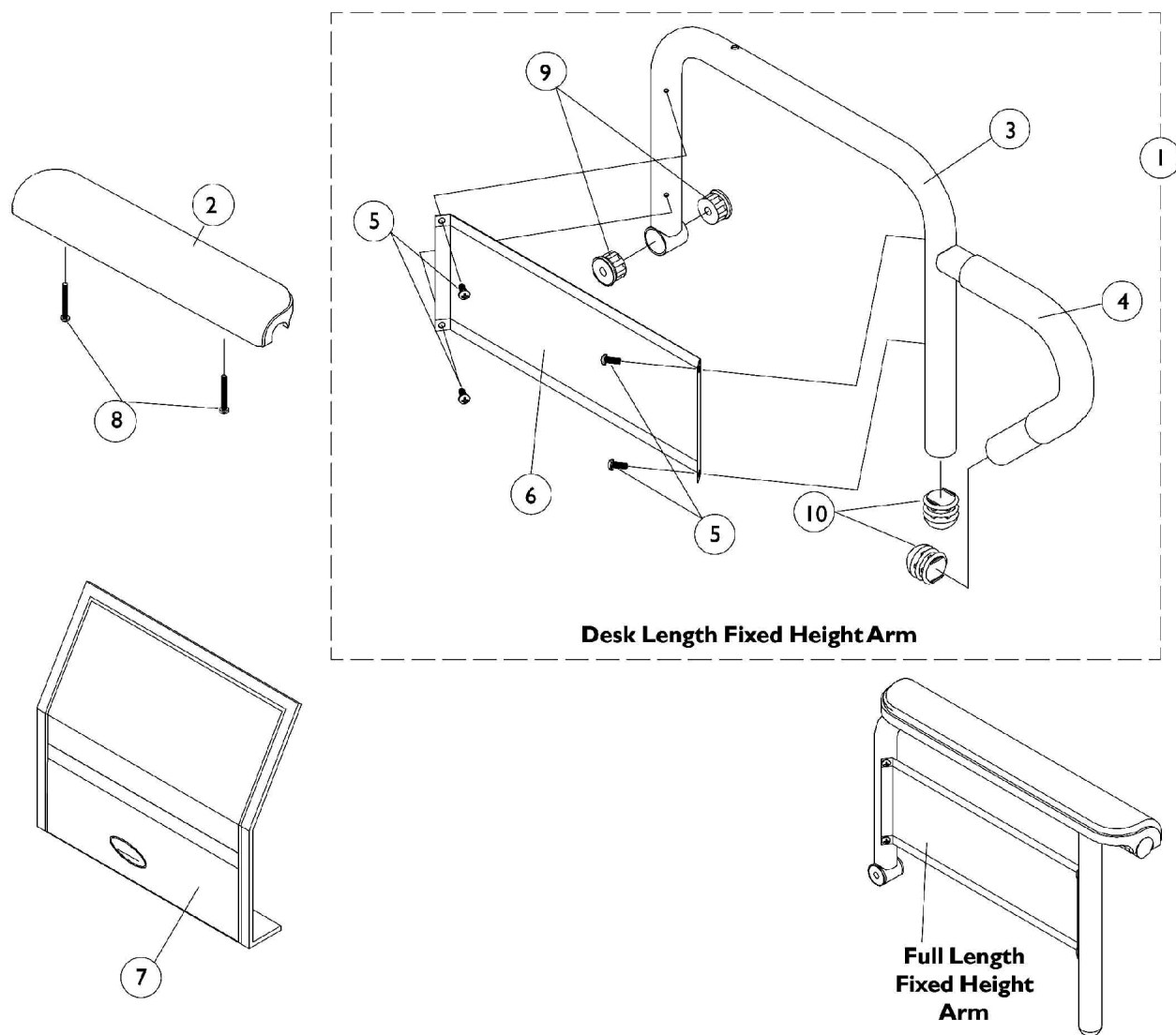
Arms, Adjustable Height

(12-13" W x 12-16" D)/(14-15" W x 12-22" D) ASBA Seats & (12-16" W x 12-18" D) ADJASBA Seats

Item Number	Note	Part Number	Description	Quantity Per	
				Package	Assembly
1	A	8881015932-NL A	NLA - Pad, Arm, Vinyl, Full Length - Right (14" L x 2" W)	1	1
1	A	8881015933-NL A	NLA - Pad, Arm, Vinyl, Full Length - Left (14" L x 2" W)	1	1
1	A	8881053577	Kit, Arm Pad w/ Screws, Full Length (14" L x 2" W) (Pair)	2	1
1	A	8881011811-NL A	NLA - Pad, Arm, Vinyl, Desk Length (9" L x 2" W)	1	1
1	A	8881053578	Kit, Arm Pad w/ Screws, Desk Length (9" L x 2" W) (Pair)	2	1
2		1071263	Arm Tube Assembly w/ Plug Buttons, Full Length, Black - Right/Left	1	1
2		1071259	Arm Tube Assembly w/ Plug Buttons, Desk Length, Black - Right/Left	1	1
3		1027095	Plug Button, Black (7/8")	1	2
4		1055949	Package, Screw, Phillips Pan Head (#10-32 x 1-3/8")	2	1
5		47471X074	Spring, Arm Lock	1	1
6		1028594	Pin, Arm Lock, Black	1	1
7		1090768	Kit, Lock Handle w/Rivets (Pair)	2	1
8		1065936	Plug, Pivot	1	2
9		1067734	Plug Button, Black (5/8")	1	2
10		1016298	Grip, Push Handle	1	1
11		1068585	Arm Base Assembly, Adjustable Height, Black - Right	1	1
11		1068586	Arm Base Assembly, Adjustable Height, Black - Left	1	1

NOTE: A - Specify U67 Black upholstery color when ordering.

Arms, Fixed Height (16-24" Wide) x (16-22" Deep) Seat Frames



Arms, Fixed Height (16-24" Wide) x (16-22" Deep) Seat Frames

Item Number	Note	Part Number	Description	Quantity Per	
				Package	Assembly
1		See Chart	#1 Arms Less Pad - 16-19" Deep Seat Frames	1	1
1	C	See Chart	#1 Arms Less Pad - 20" and Deeper Seat Frames	1	1
2	A,D	1117328	Kit, Arm Pad w/ Screws, Full Length, Urethane Waterfall, Black (13" L x 2-5/8" W)	1	1
2		1110818	Kit, Arm Pad w/ Screws, Full Length, Urethane Waterfall, Black (13" L x 2-5/8" W) (Pair)	2	1
2	A,D	1117327	Kit, Arm Pad w/ Screws, Desk Length, Urethane Waterfall, Black (9" L x 2-5/8" W)	1	1
2		1110817	Kit, Arm Pad w/ Screws, Desk Length, Urethane Waterfall, Black (9" L x 2-5/8" W) (Pair)	2	1
3		1068564	Tube, Arm, Desk Length, Black - Right (16-19" D)	1	1
3		1068565-NLA	NLA - Tube, Arm, Desk Length, Black - Left (16-19" D)	1	1
3	C	1068414-NLA	NLA - Tube, Arm, Desk Length, Long, Black - Right (20" and Deeper)	1	1
3	C	1068415-NLA	NLA - Tube, Arm, Desk Length, Long, Black - Left (20" and Deeper)	1	1
3		1068490	Tube, Arm, Full Length, Black - Right (16-19"D)	1	1
3		1068491-NLA	NLA - Tube, Arm, Full Length, Black - Left (16 - 19"D)	1	1
3	C	1068473-NLA	NLA - Tube, Arm, Full Length, Long, Black - Right (20" and Deeper)	1	1
3	C	1068474-NLA	NLA - Tube, Arm, Full Length, Long, Black - Left (20" and Deeper)	1	1
4		1032244	Grip, Foam Hand (9" L)	1	1
5		1025729	Screw, Phillips Pan Head Tap (#8-32 x 3/8")	1	4
6		1035472-NLA	NLA - Guard, Clothing, Desk Length	1	1
6		1044572-NLA	NLA - Guard, Clothing, Full Length (16 - 19" D)	1	1
6	C	1044005-NLA	NLA - Guard, Clothing, Full Length (20" and Deeper)	1	1
7		1035065	Cover, Clothing Guard w/ Pocket, FXDESK & ADJFULL/ADJDESK	1	1
7	C	1044588	Cover, Clothing Guard with Pocket Fixed Height Full Length (20" and Deeper)	1	1
8		1055949	Package, Screw, Phillips Pan Head (#10-32 x 1-3/8")	2	1
8	B	1094270-NLA	NLA - Package, Screw, Phillips Pan Head (#10-32 x 1-1/4")	2	1
9		1065936	Plug, Pivot	1	2
10		1067734	Plug Button, Black (5/8")	1	2

Arms, Fixed Height (16-24" Wide) x (16-22" Deep) Seat Frames

NOTE: A - As of 1/3/02 upholstered waterfall arm pads were replaced with black urethane waterfall arm pads. Order in pairs with screws for chairs manufactured before 1/3/02.
 B - For Black Urethane Waterfall Arm pads only.
 C - The ADJASBA seat frame for 19-22" depths must use the 16-19" deep arms only.
 D - After 7/9/07 Invacare recommends ordering armpads in pairs to assure uniform appearance on chair

#1 Arms Less Pad

16-19" Deep Seat Frames

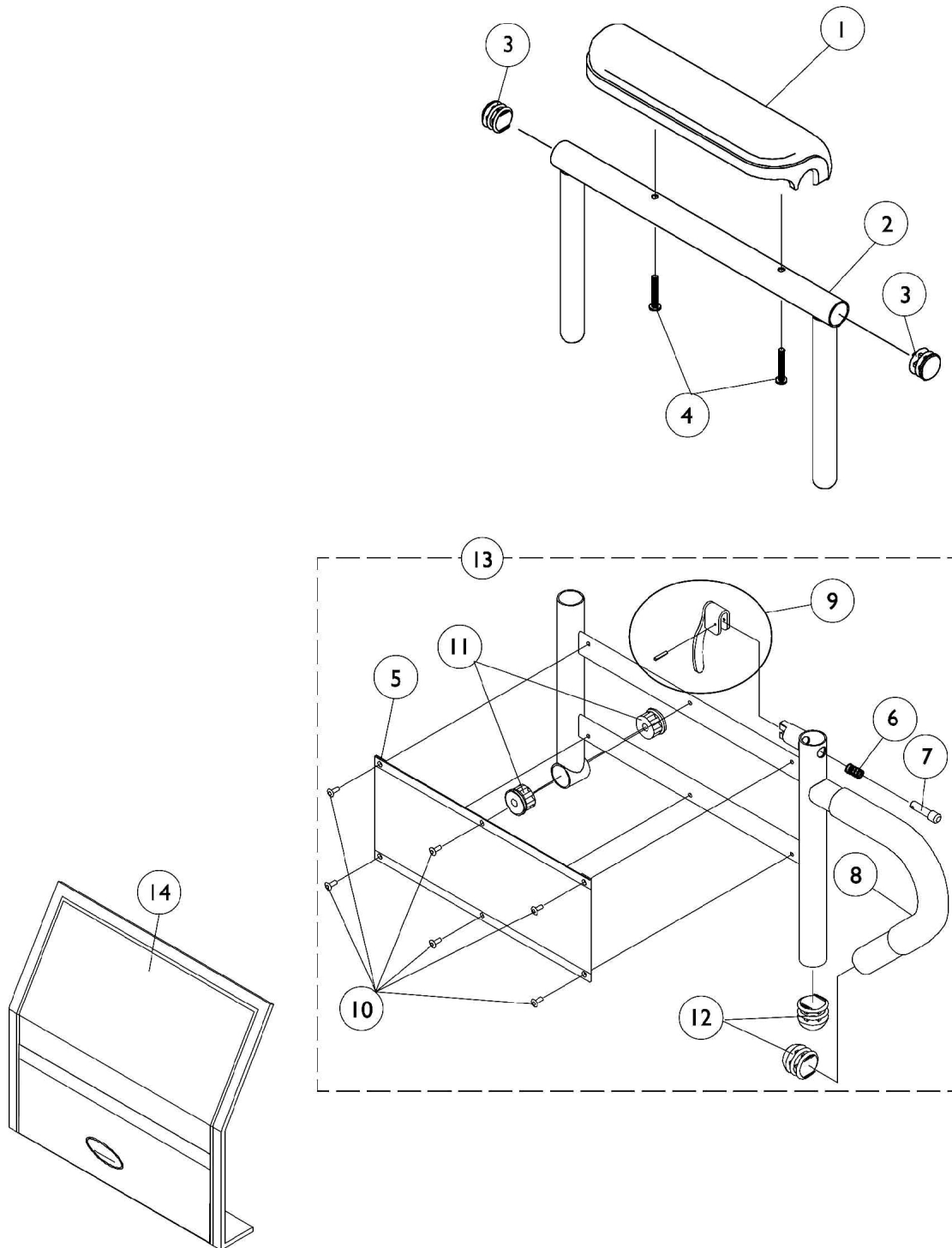
Arm Style	Right	Left
Desk Length	1068566-NLA	1068567-NLA
Full Length	1068559-NLA	1068560-NLA

#1 Arms Less Pad

20" and Deeper Seat Frames

Arm Style	Right	Left
Desk Length	1068540-NLA	1068541-NLA
Full Length	1068528-NLA	1068529-NLA

Arms, Adjustable Height (16-24" Wide) x (16- 22" Deep) Seat Frames

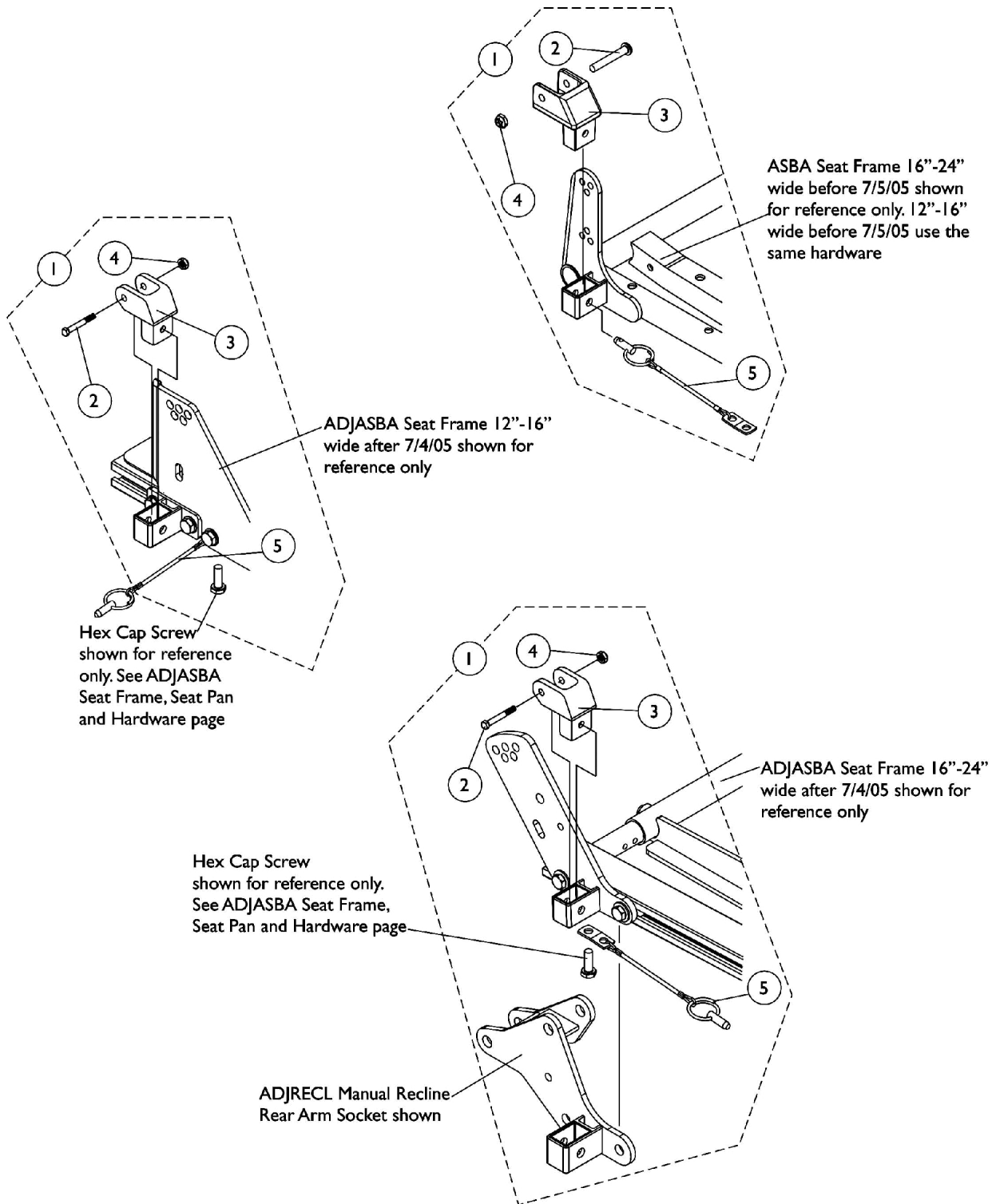


Arms, Adjustable Height (16-24" Wide) x (16- 22" Deep) Seat Frames

Item Number	Note	Part Number	Description	Quantity Per	
				Package	Assembly
1	A,D	1117328	Kit, Arm Pad w/ Screws, Full Length, Urethane Waterfall, Black (13" L x 2-5/8" W)	1	1
1		1110818	Kit, Arm Pad w/ Screws, Full Length, Urethane Waterfall, Black (13" L x 2-5/8" W) (Pair)	2	1
1	A,D	1117327	Kit, Arm Pad w/ Screws, Desk Length, Urethane Waterfall, Black (9" L x 2-5/8" W)	1	1
1		1110817	Kit, Arm Pad w/ Screws, Desk Length, Urethane Waterfall, Black (9" L x 2-5/8" W) (Pair)	2	1
2		1071253	Arm Tube Assembly w/ Plug Buttons, Full Length, Black - Right/Left	1	1
2		1070859	Arm Tube Assembly w/ Plug Buttons, Desk Length, Black - Right/Left	1	1
3		1027095	Plug Button, Black (7/8")	1	2
4		1055949	Package, Screw, Phillips Pan Head (#10-32 x 1-3/8")	2	1
4	B	1094270-NLA	NLA - Package, Screw, Phillips Pan Head (#10-32 x 1-1/4")	2	1
5		1064130-NLA	NLA - Guard, Clothing	1	1
6		47471X074	Spring, Arm Lock	1	1
7		1028594	Pin, Arm Lock, Black	1	1
8		1032244	Grip, Foam Hand (9" L)	1	1
9		1090768	Kit, Lock Handle w/Rivets (Pair)	2	1
10		1028645	Rivet	1	6
11		1065936	Plug, Pivot	1	2
12		1067734	Plug Button, Black (5/8")	1	2
13		1068416	Arm Base Assembly, Black - Right (16-19" D)	1	1
13		1068417	Arm Base Assembly, Black - Left (16-19" D)	1	1
13	C	1068418	Arm Base Assembly, Black - Right (20" and Deeper)	1	1
13	C	1068419	Arm Base Assembly, Black - Left (20" and Deeper)	1	1
13		1067761	Arm Base Assembly, 1" Lower, Black - Right (16-19" D)	1	1
13		1067762	Arm Base Assembly, 1" Lower, Black - Left (16-19" D)	1	1
13	C	1067755-NLA	NLA - Arm Base Assembly, 1" Lower, Black - Right (20" and Deeper)	1	1
13	C	1067756-NLA	NLA - Arm Base Assembly, 1" Lower, Black - Left (20" and Deeper)	1	1
14		1035065	Cover, Clothing Guard w/ Pocket, FXDESK & ADJFULL/ADJDESK	1	1
NOTE: A - As of 1/3/02 upholstered waterfall armpads were replaced with black urethane waterfall armpads. Order in pairs with screws for chairs manufactured before 1/3/02. B - For Black Urethane Waterfall Armpads only C - The ADJASBA seat frame for 19-22" depths must use the 16-19" deep arms only. D - After 7/9/07 Invacare recommends ordering armpads in pairs to assure uniform appearance on chair					

Arm Mounting Swingaway Hardware

ASBA and ADJASBA/ADJRECL Seats



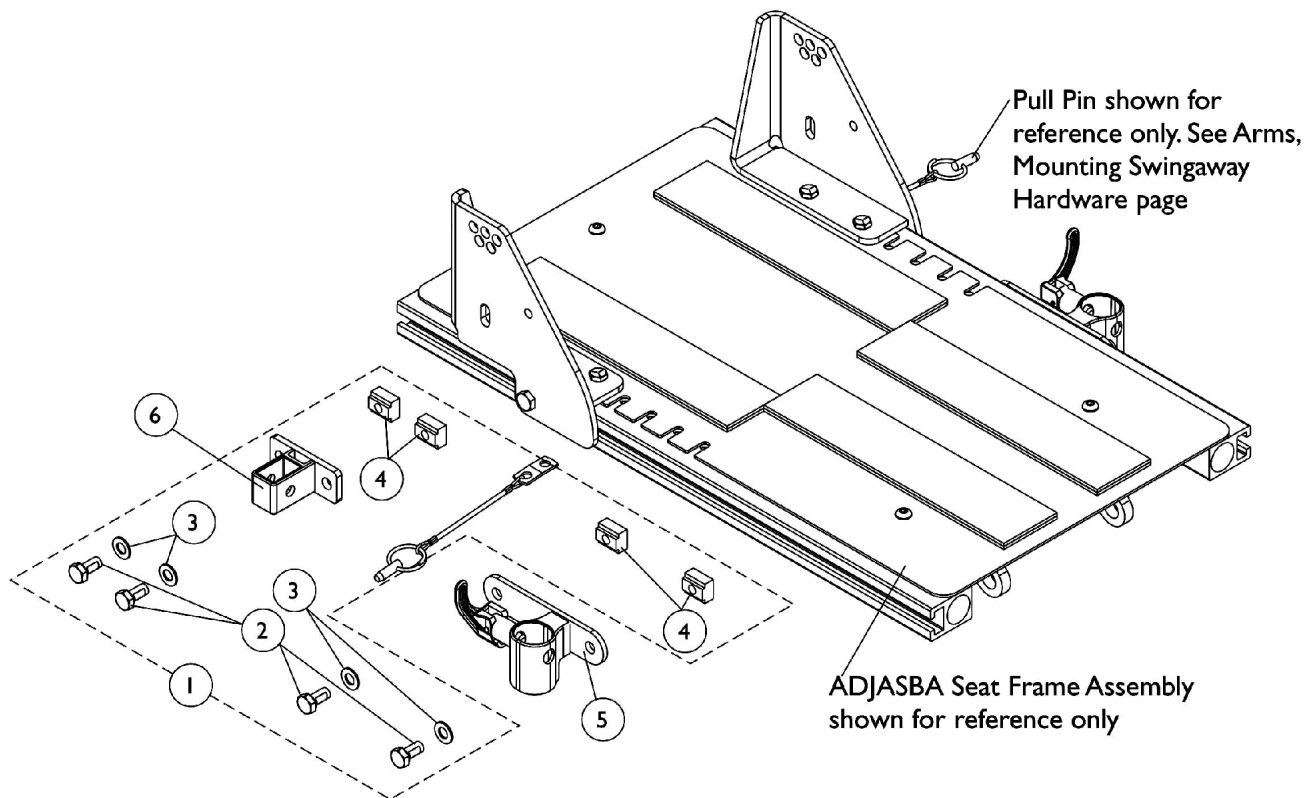
Arm Mounting Swingaway Hardware

ASBA and ADJASBA/ADJRECL Seats

Item Number	Note	Part Number	Description	Quantity Per	
				Package	Assembly
1	A	1068488	Kit, Swingaway Armrest Mounting Hardware	1	1
2		1019590	Screw, Socket Button Head (1/4-20 x 1-5/8")	1	1
3		1068025	Clevis, Pivot	1	1
4		1025195	Locknut (1/4-20)	1	1
5		1068039	Pin, Pull	1	1
NOTE: A - Includes items 2-5					

Front/Rear Arm Socket Assembly and Hardware

ADJASBA Seats (12"-16" Wide) (After 7/4/05)



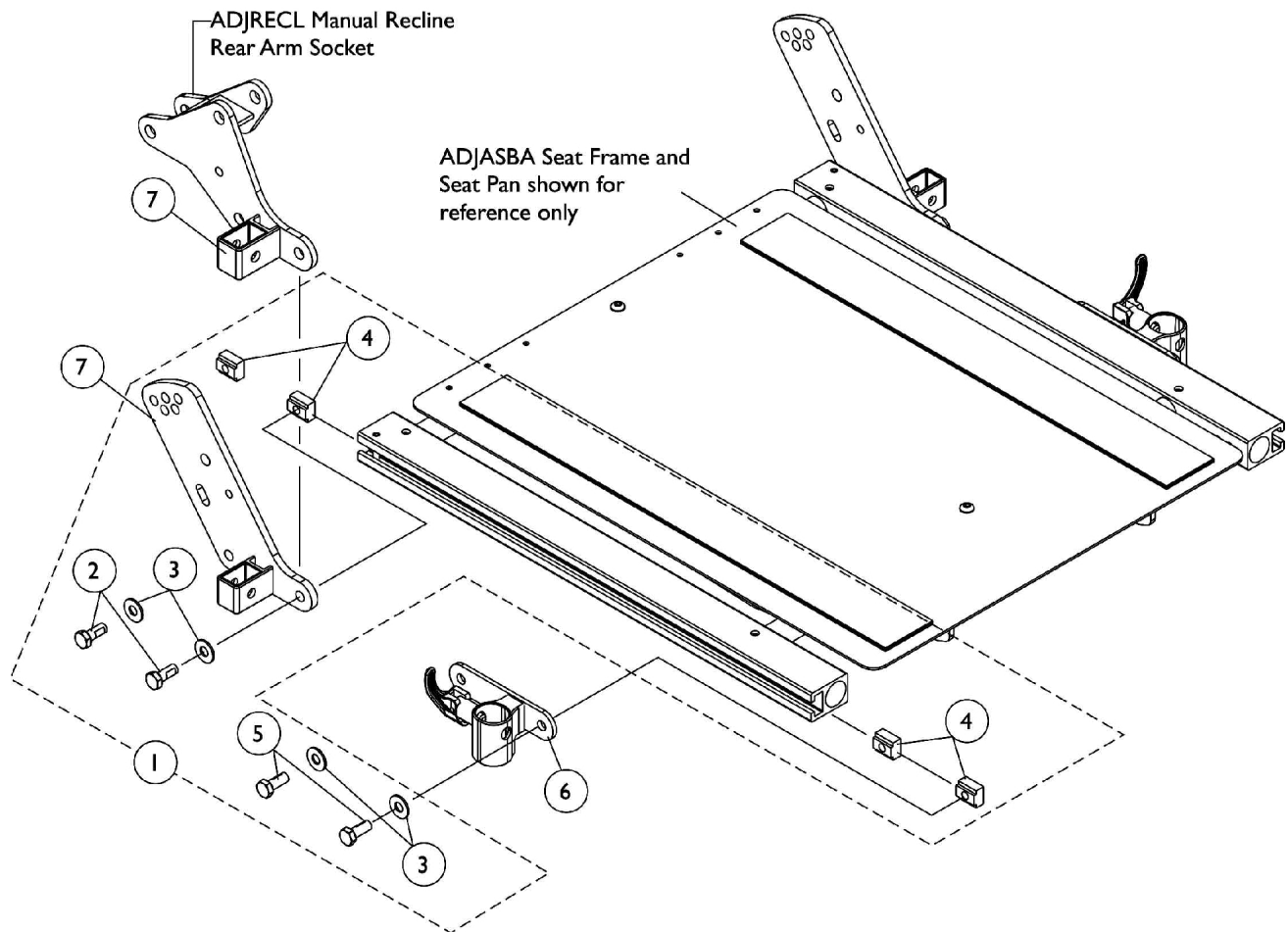
Front/Rear Arm Socket Assembly and Hardware

ADJASBA Seats (12"-16" Wide) (After 7/4/05)

Item Number	Note	Part Number	Description	Quantity Per	
				Package	Assembly
1	A	1135502	Kit, Front/Rear Arm Socket Assembly Mounting Hardware	1	1
2			Screw, Hex Head w/ Patch (5/16-18 x 5/8")	1	4
3			Washer, Flat (5/16 x 5/8 x 1/16")	1	4
4			T-Nut (5/16-18)	1	4
5		1122619	Socket, Arm, Front - Right	1	1
5		1122620	Socket, Arm, Front - Left	1	1
6		1126142	Socket, Arm, Rear	1	1
NOTE: A - Includes items 2-4					

Front/Rear Arm Socket Assembly and Hardware

ADJASBA/ADJRECL Seats (16"-24" Wide) (After 7/4/05)



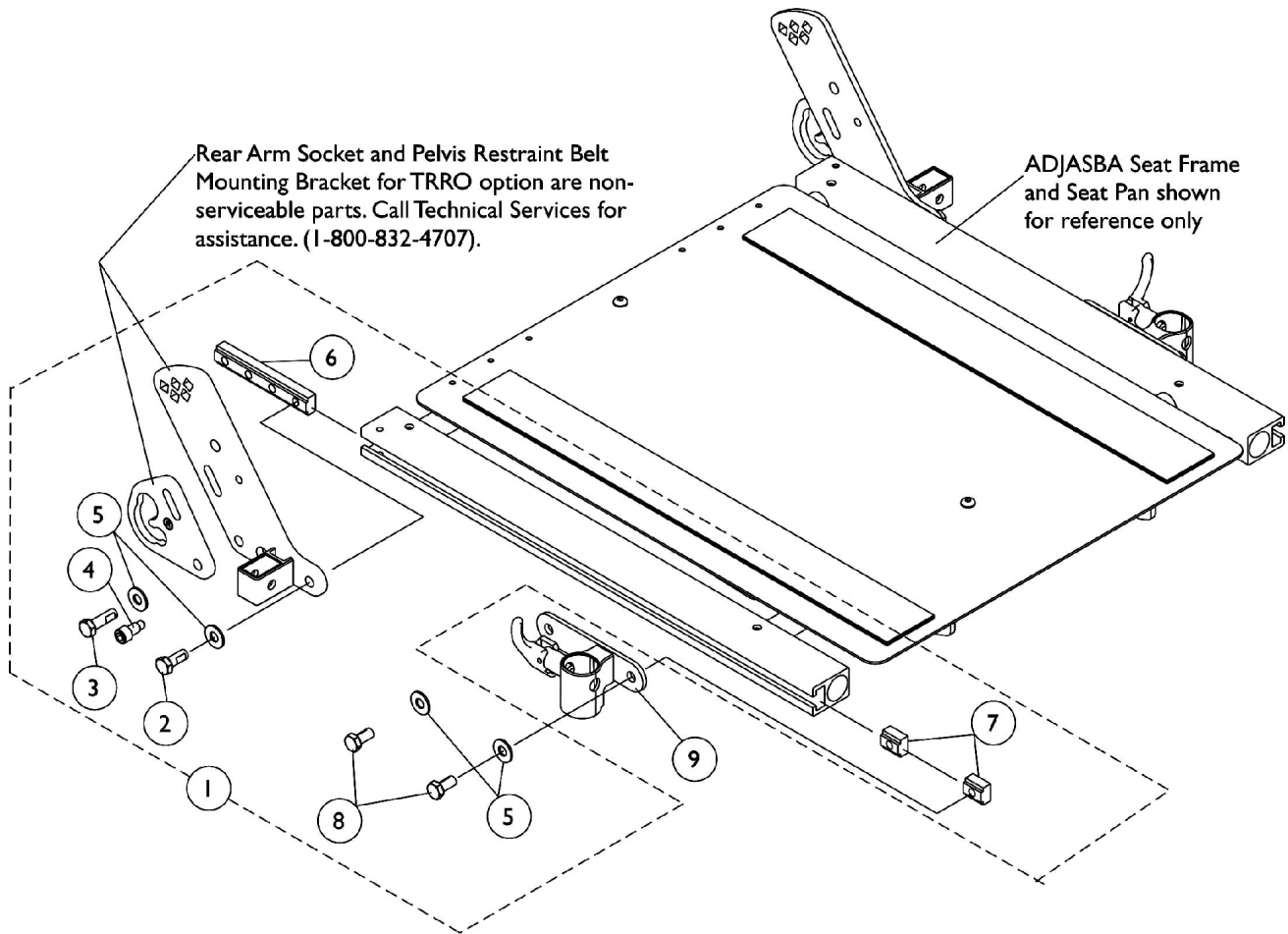
Front/Rear Arm Socket Assembly and Hardware

ADJASBA/ADJRECL Seats (16"-24" Wide) (After 7/4/05)

Item Number	Note	Part Number	Description	Quantity Per	
				Package	Assembly
1	A	1125734	Kit, Front/Rear Arm Socket Assembly Mounting Hardware	1	1
2			Screw, Hex Head w/ Patch (5/16-18 x 3/4")	1	2
3			Washer, Steel (5/16 x 3/4 x 1/16")	1	4
4			T-Nut (5/16-18)	1	4
5			Screw, Hex Head w/ Patch (5/16-18 x 5/8")	1	2
6		1122619	Socket, Arm, Front - Right	1	1
6		1122620	Socket, Arm, Front - Left	1	1
7		1125478	Bracket, Arm Socket/Cane, Rear - Right	1	1
7		1125479	Bracket, Arm Socket/Cane, Rear - Left	1	1
7		1134481	Socket, Arm, ADJRECL, Rear - Right	1	1
7		1134482	Socket, Arm, ADJRECL, Rear - Left	1	1
NOTE: A - Includes items 2-5					

Front/Rear Arm Socket Assembly and Hardware

ADJASBA Seats with TRRO Option (16"-24" Wide)



Front/Rear Arm Socket Assembly and Hardware

ADJASBA Seats with TRRO Option (16"-24" Wide)

Item Number	Note	Part Number	Description	Quantity Per	
				Package	Assembly
1		1136025-NLA	NLA - Kit, Front/Rear Arm Socket Assembly Mounting Hardware For TRRO Option	1	1
2			Screw, Hex Head w/ Patch (5/16-18 x 3/4")	1	1
3			NLA - Screw, Hex Head w/ Patch (5/16-18 x 1")	1	1
4			Screw, Socket Head (5/16-18 x 3/4")	1	1
5			Washer, Steel (5/16 x 3/4 x 1/16")	1	4
6			T-Nut (5/16-18)	1	1
7			T-Nut (5/16-18)	1	2
8			Screw, Hex Head w/ Patch (5/16-18 x 5/8")	1	2
9		1122619	Socket, Arm, Front - Right	1	1
9		1122620	Socket, Arm, Front - Left	1	1

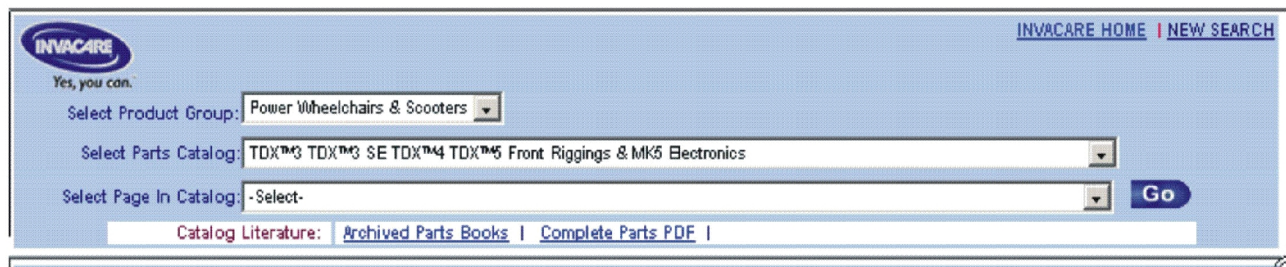
Front Riggings

If you are looking for **Front Riggings** in the
TDX™3, TDX™3 SE, TDX™4, and TDX™5
Parts Catalog,

The parts catalog information is now divided into three separate catalogs.

Web Page

The MK5 Electronics information can be found on the Invacare web page by selecting “TDX™3, TDX™3 SE, TDX™4, and TDX™5 Front Rigging & MK5 Electronics” in the “Select Parts Catalog” drop down menu.



The screenshot shows the Invacare website's search interface. At the top left is the Invacare logo with the tagline "Yes, you can." At the top right are links for "INVACARE HOME" and "NEW SEARCH". Below the logo, there are three dropdown menus: "Select Product Group:" with "Power Wheelchairs & Scooters" selected, "Select Parts Catalog:" with "TDX™3 TDX™3 SE TDX™4 TDX™5 Front Riggings & MK5 Electronics" selected, and "Select Page In Catalog:" with "-Select-" selected. To the right of these menus is a blue "Go" button. Below the dropdowns is a "Catalog Literature:" section with links for "Archived Parts Books" and "Complete Parts PDF".

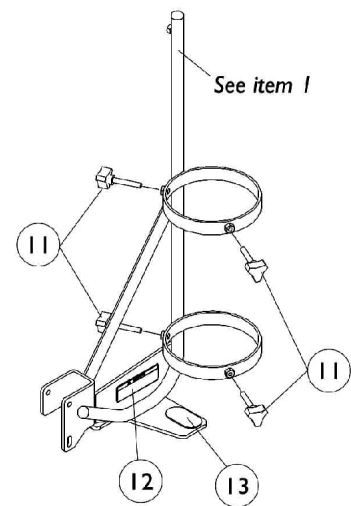
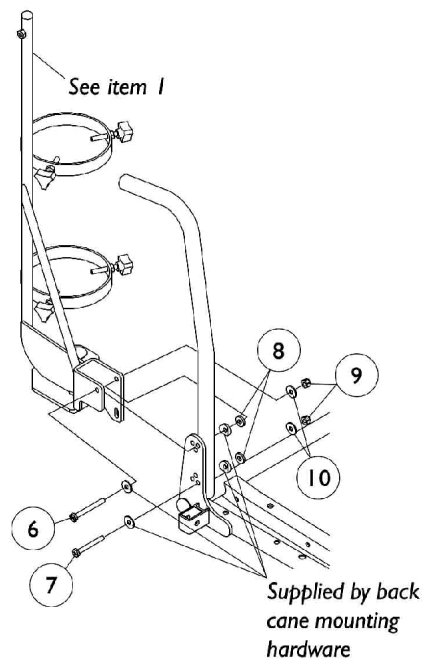
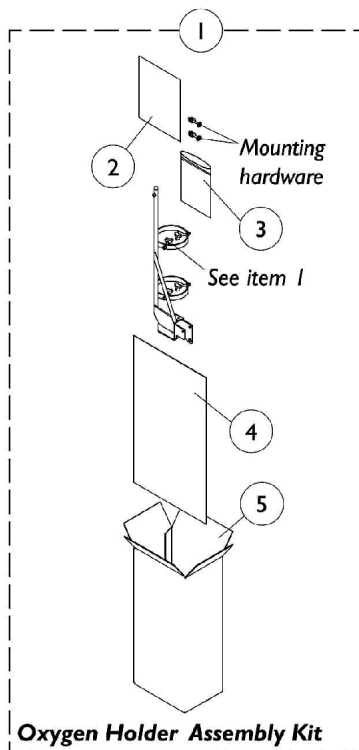
Printed Catalog

The Front Rigging information can be found in printed copy at our Literature Fulfillment Center listed under form # 06-101 and titled “TDX™3, TDX™3 SE, TDX™4, and TDX™5 Front Rigging & MK5 Electronics”.

Oxygen Holder Assembly Kit

ASBA Seats (Before 7/5/05)

NOTE: Oxygen holder is not available on seat depths of 15" or less because of CJ bracket interference.



Oxygen Holder Assembly Kit

ASBA Seats (Before 7/5/05)

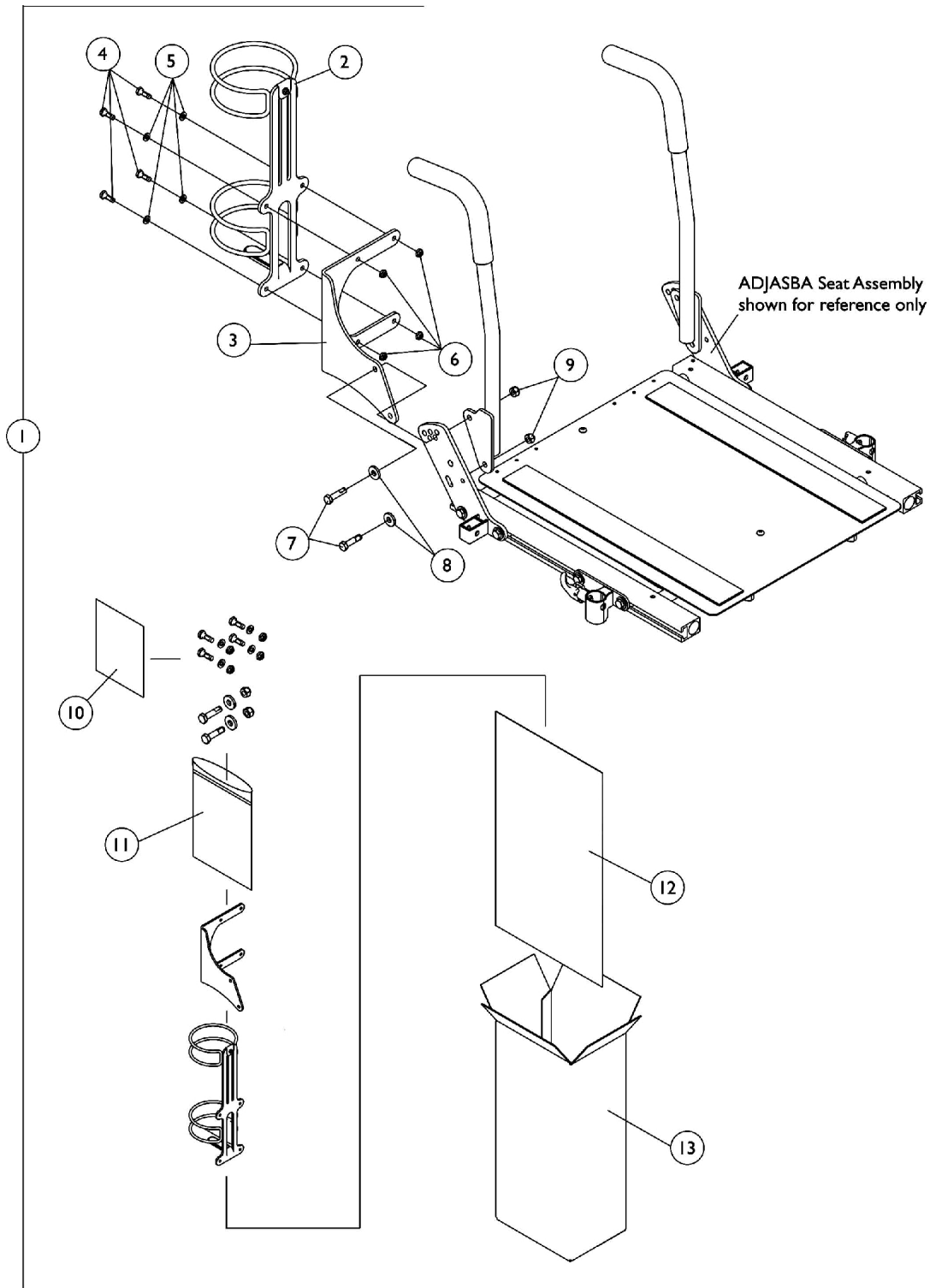
NOTE: Oxygen holder is not available on seat depths of 15" or less because of CJ bracket interference.

Item Number	Note	Part Number	Description	Quantity Per	
				Package	Assembly
1	A	1098857-NLA	NLA - Oxygen Holder Assembly Kit	1	1
2	B	1098333-NLA	NLA - Instruction Sheet, Oxygen Holder	1	1
3		1021148-NLA	NLA - Bag, Poly Zip-Lip (8-3/4" L x 6" W)	1	1
4		1021866-NLA	NLA - Bag, Poly (26" L x 15" W)	1	1
5		1097276-NLA	NLA - Carton, Shipper	1	1
6		1096839-NLA	NLA - Screw, Hex Head (1/4-20 x 2-1/4")	1	1
7		1096838-NLA	NLA - Screw, Hex Head (1/4-20 x 2")	1	1
8		1018739	Washer (1/4 x 5/8 x 3/32")	1	2
9		7930333	Locknut (1/4-20)	25	2
10		1026900	Washer (1/4 x 23/32 x 1/16")	1	2
11		1027684	Knob, Clamping, Black	1	4
12		1080866	Decal, Oxygen Warning - English	1	1
13		1072002-NLA	NLA - Pad, Non Skid	1	1
NOTE: A - Includes items 2-13 B - Item is no longer available from the Invacare Service Parts Department. Refer to the Invacare Website under "Product Literature Search". Enter the part number in the "Keywords" field and download a free PDF version copy.					

Oxygen Holder Assembly Kit

ADJASBA Seats (After 7/4/05)

NOTE: Oxygen holder is not available on recliner options and the 12"-16" wide ADJASBA Seat Frame



Oxygen Holder Assembly Kit

ADJASBA Seats (After 7/4/05)

NOTE: Oxygen holder is not available on recliner options and the 12"-16" wide ADJASBA Seat Frame

Item Number	Note	Part Number	Description	Quantity Per	
				Package	Assembly
1	A	1135504	Kit, Oxygen Holder Assembly For ADJASBA Seats	1	1
2			Holder, Oxygen	1	1
3			Bracket, Oxygen Holder (ASBA and ADJASBA Seats)	1	1
4			Screw, Hex Head w/ Patch (1/4-20 x 3/4")	1	4
5			Washer (1/4 x 1/2 x 1/16")	1	4
6			Locknut (1/4-20)	1	4
7			Screw, Hex Head w/ Patch (5/16-18 x 1-1/4")	1	2
8			Washer, Flat (21/64 x 53/64 x 7/64")	1	2
9			Locknut (5/16-18)	1	2
10			Instruction Sheet, Oxygen Holder For ADJASBA Seats	1	1
11			NLA - Bag, Poly Zip-Lip (8-3/4" L x 6" W)	1	1
12			NLA - Bag, Poly (26" L x 15" W)	1	1
13			NLA - Carton, Shipper	1	1
NOTE: A - Includes items 2-13					

Power Wheelchair Tool Kit

I



**Multimeter
with Leads**



**Grounding
Wire**



**1" Test
Leads**



**Protractor/Angle
Locator**



**Invacare
Pen Light**



**Invacare
Tape Measure**



**Invacare
Phillips/Flat Head
Screwdriver**



MKIV Programmer



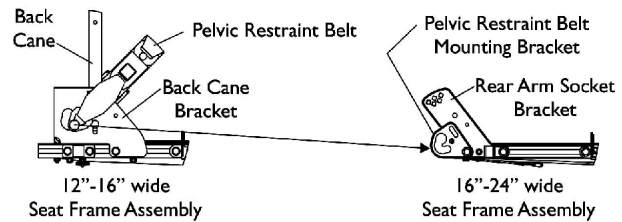
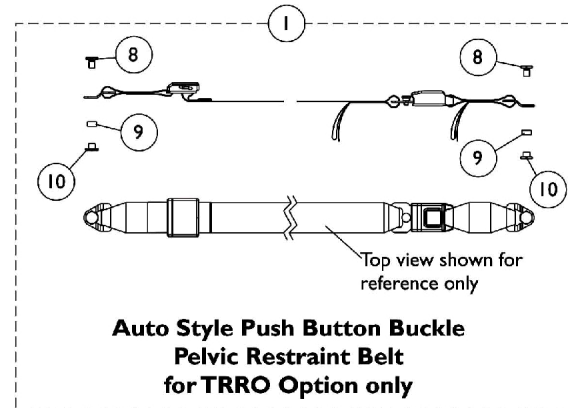
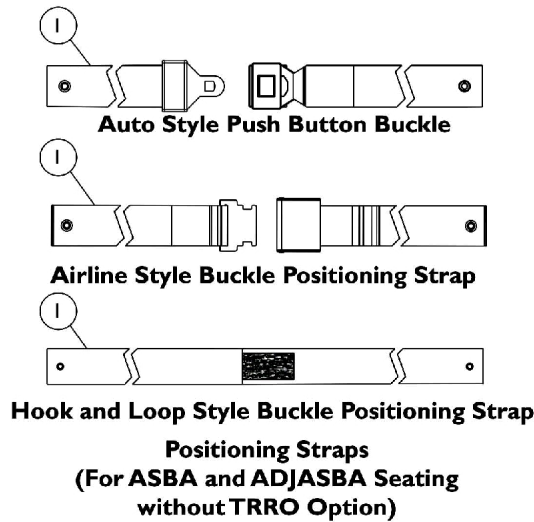
**Virtual Service
Charger Cable**

Power Wheelchair Tool Kit

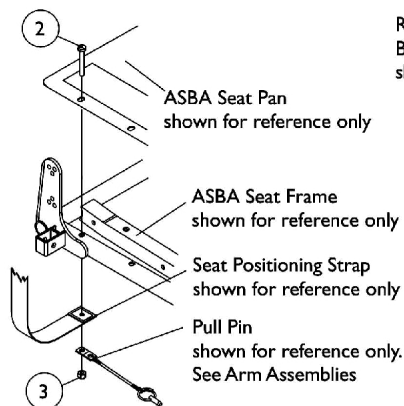
Item Number	Note	Part Number	Description	Quantity Per	
				Package	Assembly
1		1125222-NLA	NLA - Kit, Power Wheelchair Tool Includes: 1 ea. Multimeter with Leads 1 ea. Locator, Protractor/Angle Magnetic Base 1 ea. Instructions, MKIV Programmer 1 ea. Wire, Grounding with Hand Strap and Clip 1 ea. Leads, 1" Test 1 ea. Light, Pen with Invacare Logo 1 ea. Tape Measure, Compact with Invacare Logo 1 ea. Screwdriver, Pen-Size Phillips/Flat Head 1 ea. Cable, Virtual Service Charger/Modem	1	1

Miscellaneous Accessories

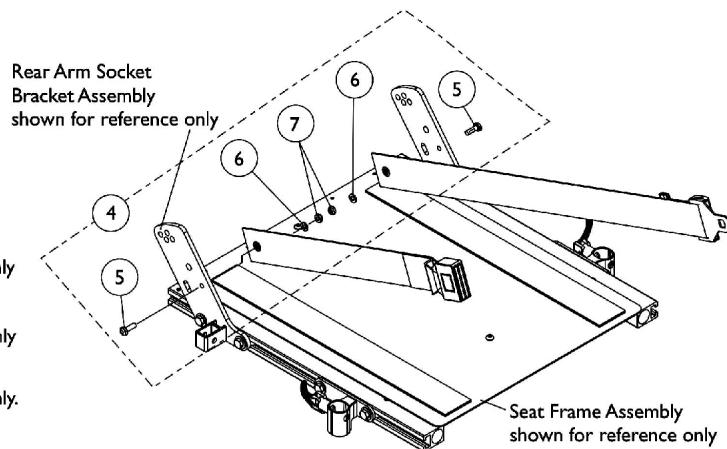
NOTE: Chest Positioning Straps share the same hardware that attaches a Back Upholstery



**Pelvic Restraint Belt Mounting Location
(For ADJASBA Seating w/ TRRO Option)**



**Seat Positioning Strap
Mounting Hardware
(For ASBA Seating)**



**Seat Positioning Strap
Mounting Hardware
(For ADJASBA Seating)**

Miscellaneous Accessories

NOTE: Chest Positioning Straps share the same hardware that attaches a Back Upholstery

Item Number	Note	Part Number	Description	Quantity Per	
				Package	Assembly
1		See Chart	#1 Positioning Straps	1	1
1	C	See Chart	#1 Pelvic Restraint Belt For TRRO Option Only	1	1
2		1037610	Screw, Hex Head (1/4-20 x 1-5/8")	1	2
3		1025736	Locknut (1/4-20)	1	2
4	A	1124385	Kit, Seat Positioning Strap Mounting Hardware (both LT & RT sides)	1	1
5			Screw, Hex Head w/ Patch (1/4-20 x 3/4")	1	2
6			Washer (1/4 x 1/2 x 1/16")	1	2
7			Locknut (1/4-20)	1	2
8		1134055-NLA	NLA - Screw, Hex Head (3/8-24 x 5/8")	1	2
9		1134054-NLA	NLA - Bushing, Nylon (1/2 x 9/16 x 9/32")	1	2
10		1134056-NLA	NLA - Nut, Barrel (3/8-24)	1	2
	B	40176X010-NLA	NLA - Pump, Tire	1	1
NOTE: A - Includes items 5-7 B - Not Shown C - Before ordering a replacement Pelvic Restraint Belt for TRRO Option, Please read the information provided on page titled "TRRO and TRBKTS Option Clarification Reference" page					

Miscellaneous Accessories

NOTE: Chest Positioning Straps share the same hardware that attaches a Back Upholstery

#1 Positioning Straps

Description	12"-15" Wide	16"-19" Wide	20"-22" Wide	23"-24" Wide
Auto Style Push Button	1036527 Strap, Positioning, Seat/Chest w/ Auto Style Buckle (Eyelet to Eyelet Length 33") See Note(s) A	1004310 Strap, Positioning, Seat/Chest w/ Auto Style Push Button Buckle (Eyelet to Eyelet Length 48")	1034625 Strap, Positioning, Seat/Chest w/ Auto Style Push Button Buckle (Eyelet to Eyelet Length 61")	1034622-NLA NLA - Strap, Positioning, Seat/Chest w/ Auto Style Push Button Buckle (Eyelet to Eyelet Length 69") See Note(s) C
Airline Style	N/A	TAGTS1034751-NLA NLA - Strap, Positioning, Seat/Chest w/ Airline Style Buckle (Eyelet to Eyelet Length 46")	1034752-NLA NLA - Strap, Positioning, Seat/Chest w/ Airline Style Buckle (Eyelet to Eyelet Length 61") See Note(s) D	1034753-NLA NLA - Strap, Positioning, Seat/Chest w/Airline Style Buckle (Eyelet to Eyelet Length 70")
Hook and Loop See Note(s) B	N/A	1034744 Strap, Positioning, Seat/Chest w/ Hook and Loop Style Buckle (Eyelet to Eyelet Length 45") See Note(s) B	1034745 Strap, Positioning, Seat/Chest w/ Hook and Loop Style Buckle (Eyelet to Eyelet Length 61") See Note(s) B	1034746 Strap, Positioning, Hook and Loop Style Buckle (Eyelet to Eyelet Length 69") See Note(s) B
NOTE: A - 12"-15" wide positioning straps come in rainbow color. B - Hook and Loop style positioning strap for power chairs is used for chest positioning only C - For replacement contact The Aftermarket Group (TAG). D - 1034752 Airline Buckle Style is No Longer Available. Use Auto Style part number 1034625 as a replacement.				

#1 Pelvic Restraint Belt For TRRO Option Only

Description	12"-16" Wide	16"-24" Wide
Auto Style Push Button See Note(s) A	1134475-NLA NLA - Belt, Pelvic Restraint w/ Auto Style Push Button Buckle (Bushing Hole to Bushing Hole Length 37")	1134476 Belt, Pelvic Restraint w/ Auto Style Push Button Buckle (Bushing Hole to Bushing Hole Length 55") See Note(s) A
NOTE: A - Includes the Pelvic Restraint Belt and items 8-10		

Warranty Replacement Parts

Part Number	Description	Quantity per Assembly
1123249E-NLA See Note(s) A	WARR RPLMT - Charger, Battery, 8 Amp, 115VAC (Off Board) Single Mode Round Plug w/ AC Power Line Cord, CTE Corp.	1
1140445E-NLA See Note(s) B	WARR RPLMT - Motor and Gearbox Assembly - Right	1
1140446E-NLA See Note(s) B	WARR RPLMT - Motor and Gearbox Assembly - Left	1
1121144E-NLA See Note(s) B	WARR RPLMT - Motor Assembly - Right	1
1121145E-NLA See Note(s) B	WARR RPLMT - Motor Assembly - Left	1
NOTE: A - See Category "Battery Chargers & Cables" for additional information. B - See Category "Motors - 4 Pole - Gearbox & Mounting Hardware" for additional information.		

Invacare Corporation

www.invacare.com



One Invacare Way
Elyria, Oh USA
44036-2125
800-333-6900

Technical Support
800-832-4707
Florida Technical Support
407-321-5630

Customer Service
800-333-6900

© 2022 Invacare Corporation. All rights reserved. Republication, duplication or modification in whole or in part is prohibited without prior written permission from Invacare. Trademarks are identified by ™ and ®. All trademarks are owned by or licensed to Invacare Corporation or its subsidiaries unless otherwise noted. (Revised 11/01/22)

Form No. 03-025