

Tracer® EX2
Tracer® EXI
Tracer® SX5
Tracer® SX5 Recliner

Wheelchairs



Yes, you can.

Parts Catalog Usage Guide

The information contained in this document is subject to change without notice. This catalog contains service parts for Form No. 02-016. If you have any questions regarding this catalog, please contact one of our Customer Service Representatives.

For Customer Service Support Call:

1-800-333-6900

For Faxed In Orders Call:

1-800-678-4682 or

1-440-366-0709

For Technical Service Call:

1-800-832-4707

Literature Can Be Found at:

www.invacare.com or

1-800-828-6272

SYMBOL DEFINITION

Throughout this catalog you will notice letters to draw your attention to specific footnotes which are located at the bottom of the page or below specified charts.

Examples:

A,B,C etc. = Special Comments

NOTE: = General information pertaining to that specific page

NLA = No Longer Available

HARDWARE MEASUREMENTS

The measurements for the hardware will be listed as follows:

Screws, Bolts Diameter X Thread Count/Pitch X Length

Washers Inside Diameter X Outside Diameter X Thickness

Spacers Inside Diameter X Outside Diameter X Length

For your convenience, we have supplied an area for you to list your Invacare Representatives.

Name	Phone Numbers

© 2022 Invacare Corporation, Elyria, Ohio. Invacare, the Medallion Design and Yes, you can. are registered trademarks; Tracer is a trademark of Invacare Corporation.

TABLE of CONTENTS

Description	Page Number
Accessories - Amputee Attachment	117
Accessories - I.V. Oxygen Holder - 1496	120
Accessories - I.V. Rod and Bracket - 1322SXR	118
Accessories - I.V. Rod and Bracket (2218) - Non-Recliner	124
Accessories - Luggage Carrier	132
Accessories - Miscellaneous	134
Accessories - One Arm Drive - For SX5 Non-Recliner Only	125
Accessories - Oxygen Holder - 1497	122
Accessories - Solid Folding Seat	129
Accessories - SX5RC Conversion Kit	130
Arms - Conventional Adjustable Height - Black Finishes - EXI/EX2/SX5/SX5 RC	22
Arms - Conventional Adjustable Height - Color Finish - EXI/EX2	29
Arms - Conventional Fixed Height - Black Finish - SX5	37
Arms - Conventional Fixed Height - Black Finish - SX5RC/GVTRSX5	40
Arms - Conventional Fixed Height - Black Finishes - EXI/EX2	32
Arms - Conventional Fixed Height - Color Finish - EXI/EX2	35
Canes - Back - SX5	15
Casters - Front and Mounting Hardware	67
Crossbraces & Hardware - Fixed Front Frames	19
Crossbraces & Hardware - Swingaway Frames	20
Forks & Hardware	50

TABLE of CONTENTS

Description	Page Number
Frames - Side & Hardware - EX1 and EX2	7
Frames - Side & Hardware - SX5 and SX5RC After 10/11/16	13
Frames - Side & Hardware - SX5 and SX5RC Before 10/12/16	10
Front Riggings - Accessories	116
Front Riggings - Adjustable Angle Footplate - AT5543	113
Front Riggings - Articulating Legrest Support - AHS4, AHL4	100
Front Riggings - Calf Pads	86
Front Riggings - Footrest Support Assembly - GT93H Series	91
Front Riggings - Footrest Support Assembly - T93H Series After 5/15/19	89
Front Riggings - Footrest Support Assembly - T93H Series Before 5/16/19	87
Front Riggings - Legrest Support Assembly - GT94H Series	98
Front Riggings - Legrest Support Assembly - T94H Series After 5/15/19	96
Front Riggings - Legrest Support Assembly - T94H Series Before 5/16/19	93
Front Riggings - Pivot Slide Tube w/ Footplate - AHS4, AHL4	103
Front Riggings - Pivot Slide Tube w/ Footplate - GT93H/T93H Series (and Fixed Front Frames)	105
Front Riggings - Pivot Slide Tube w/ Footplate - GT94H/ T94H Series	109
Packaging & Literature	5
Recliner Back Assembly	16
Upholstery - Back	45
Upholstery - Seat	43
Upholstery Colors and Frame Finishes	6

TABLE of CONTENTS

Description	Page Number
Wheel Locks - Clamp-On Style, Removable Arm - SX5RC w/ 20" or 22" Rear Wheels only ..	84
Wheel Locks - Disk Style, Removable Arm - EXI, SX5RC (8/15/03 - 4/16/07) & Flip Back Arm - EX2, SX5 (8/15/03 - 4/14/07)	74
Wheel Locks - Link-Pivot Style, Flip Back Arm - EX2, SX5 (After 4/14/07)	81
Wheel Locks - Link-Pivot Style, Permanent Arm - EXIFF, EXI (After 4/16/07) & EXFF, EX2 (After 4/14/07)	76
Wheel Locks - Link-Pivot Style, Permanent Arm - EXIFF, EXI, EXFF, EX2 (Before 8/15/03) .	70
Wheel Locks - Link-Pivot Style, Removable Arm - EXI, EX2, SX5RC & Flip Back Arms - SX5 (Before 8/15/03)	72
Wheel Locks - Link-Pivot Style, Removable Arm - EXI, SX5RC (After 4/16/07)	78
Wheels - Non-Projection Handrims - Attaching Hardware	65
Wheels - Non-Projection Handrims and Attaching Hardware	61
Wheels - Rear	52
Wheels - Rear and Handrim Assemblies	56
Wheels - Rear Wheel Hardware	54

Packaging and Literature

NOTE: When adjusting or replacing service parts, please refer to your owner's manual for assistance.

Literature

Chair Type	Part Number
Owner's Manual - Tracer SX5 & Tracer SX5 Recliner	1110550
Owner's Manual - Tracer EX1	1110547
Owner's Manual - Tracer EX2	1110546
Instruction Sheet, Recliner Kit Conversion Kit	1110194
Instruction Sheet, 9662L Folding Seat	1122146

Packaging

Chair Description	Packaging Number
EX2 Fixed Frame (only)	1110139 See Note(s) A
SX5 and EX2 Standard Chairs (16" Back Height)	1110138 See Note(s) A
EX2 and SX5, with Amputee Attachment 16" Back Height	1110140 See Note(s) A
EX2 and SX5, with Amputee Attachment and I.V. Pole	1110141 See Note(s) A
EX2 and SX5, with I.V. Pole	1110142 See Note(s) A
SX5 with High Back (18" Back Height)	1110143 See Note(s) A
SX5 High Back, with Amputee (18" Back Height)	1110144 See Note(s) A
SX5 Recliner	1110147 See Note(s) A
Footrest/Legrest	1031185 See Note(s) A

NOTE: A - These items include carton, insert(s), and poly bag.

Upholstery Colors and Frame Finishes

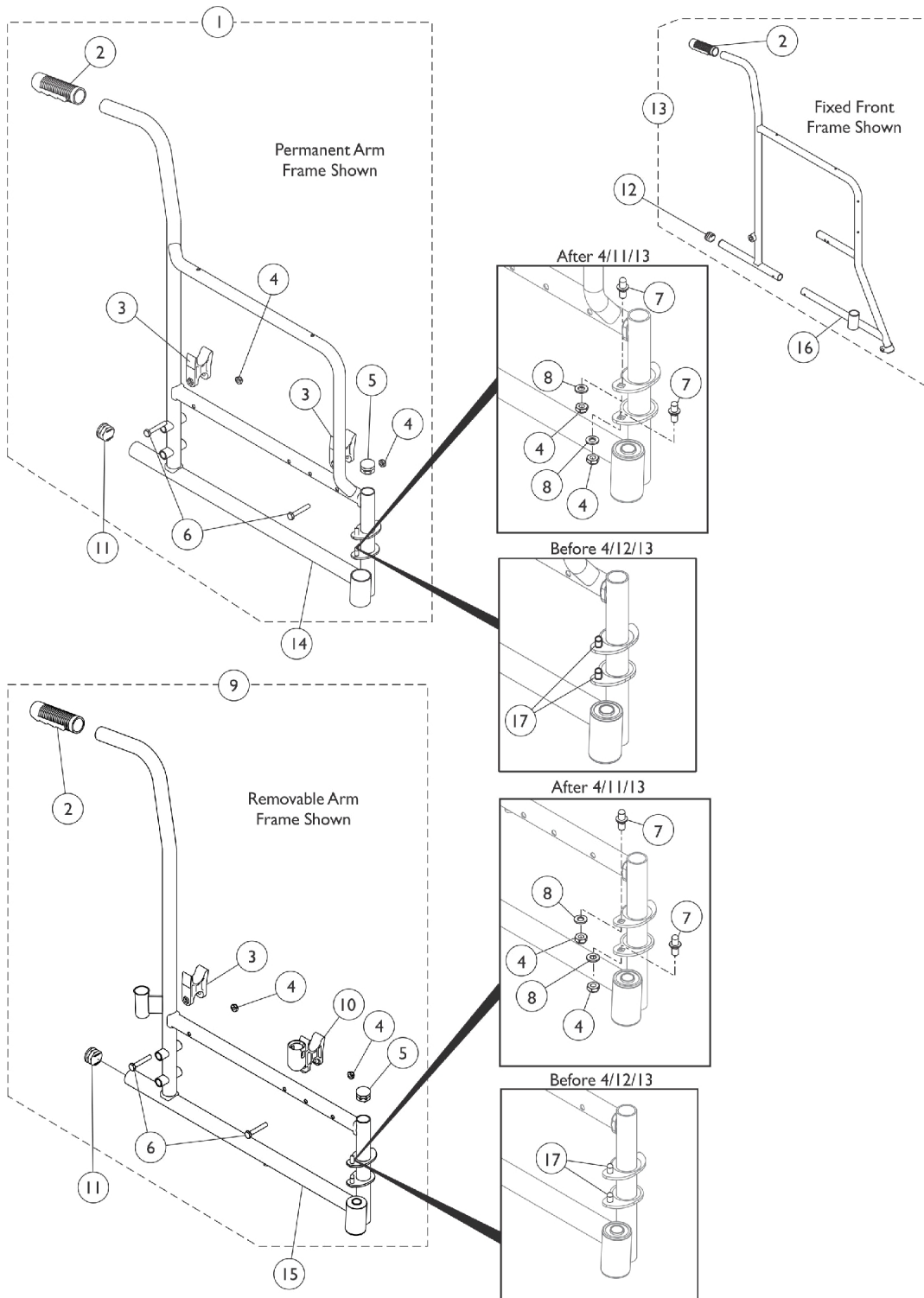
Color	Description
U240	Black Nylon
U550	Midnight Blue Vinyl
U67	Black Vinyl
U86	Ruby Red Vinyl

Frame Finishes

Color Number	Color	Touch-Up Paint Part Number	Chair Style
71P	Silver Vein	N/A	TRSX5, TREXFF, TREXIFF, TREX2, TREXI
34P	Flat Black	N/A	TRSX5RC

Side Frames & Hardware - EX1 & EX2

Side Frames include the Flange Bearings (2 per side)



Side Frames & Hardware - EX1 & EX2

Side Frames include the Flange Bearings (2 per side)

Item Number	Note	Part Number	Description	Quantity Per	
				Package	Assembly
1	A	1193617	Kit, Side Frame Hardware, Permanent Arm (Pair)	1	1
2			Grip, Hand (6")	1	2
3			H-Block	1	4
4			Locknut (1/4-20)	1	8
5			Plug Button, Black (7/8")	1	2
6			Screw, Hex Head (1/4-20 x 1-1/2")	1	4
7			Pin, Hinge	1	4
8			Washer, Plain (1/4 x 1/2 x 9/16")	1	4
	B	1193618	NLA - Bag, Poly Zip-Lip (8-3/4" L x 6" W)	1	1
			Instruction Sheet, Hand Grip Service	1	1
9			Kit, Side Frame Hardware, Removable Arm (Pair)	1	1
2			Grip, Hand (6")	1	2
3			H-Block	1	2
4			Locknut (1/4-20)	1	8
5			Plug Button, Black (7/8")	1	2
6			Screw, Hex Head (1/4-20 x 1-1/2")	1	4
7	C	1029501	Pin, Hinge	1	4
8			Washer, Plain (1/4 x 1/2 x 9/16")	1	4
10			H-Block with Socket Cup	1	2
			NLA - Bag, Poly Zip-Lip (8-3/4" L x 6" W)	1	1
			Instruction Sheet, Hand Grip Service	1	1
11			Plug Button, Black (1")	1	2
			Anti-Rattle (1")	1	2
12			Plug Button, Black (7/8")	1	2
13	D	1193616	Kit, Side Frame Hardware, Fixed Frame (Pair)	1	1
2			Grip, Hand (6")	1	2
			NLA - Bag, Poly Zip-Lip (8-3/4" L x 6" W)	1	1
			Instruction Sheet, Hand Grip Service	1	1
14	G,G1	1110034-NLA	NLA - Frame, Side, Permanent Arm, Chrome - Right	1	1
14	G,G1	1110035-NLA	NLA - Frame, Side, Permanent Arm, Chrome - Left	1	1
14	G,G1,I, K	8881117018	Frame, Side, Permanent Arm, Color - Right	1	1
14	G,G1,I, K	8881117019	Frame, Side, Permanent Arm, Color - Left	1	1
14	L	8881195772	Frame, Side, Permanent Arm, Color - Right	1	1
14	L	8881195773	Frame, Side, Permanent Arm, Color - Left	1	1
15	G,G1	1110043-NLA	NLA - Frame, Side, Removable Arm, Chrome - Right	1	1
15	G,G1	1110044-NLA	NLA - Frame, Side, Removable Arm, Chrome - Left	1	1
15	G,G1,I, K	8881181857	Frame, Side, Removable Arm, Color - Right	1	1
15	G,G1,I, K	8881181858	Frame, Side, Removable Arm, Color - Left	1	1
15	L	8881195778	Frame, Side, Removable Arm, Color - Right	1	1

Side Frames & Hardware - EXI & EX2

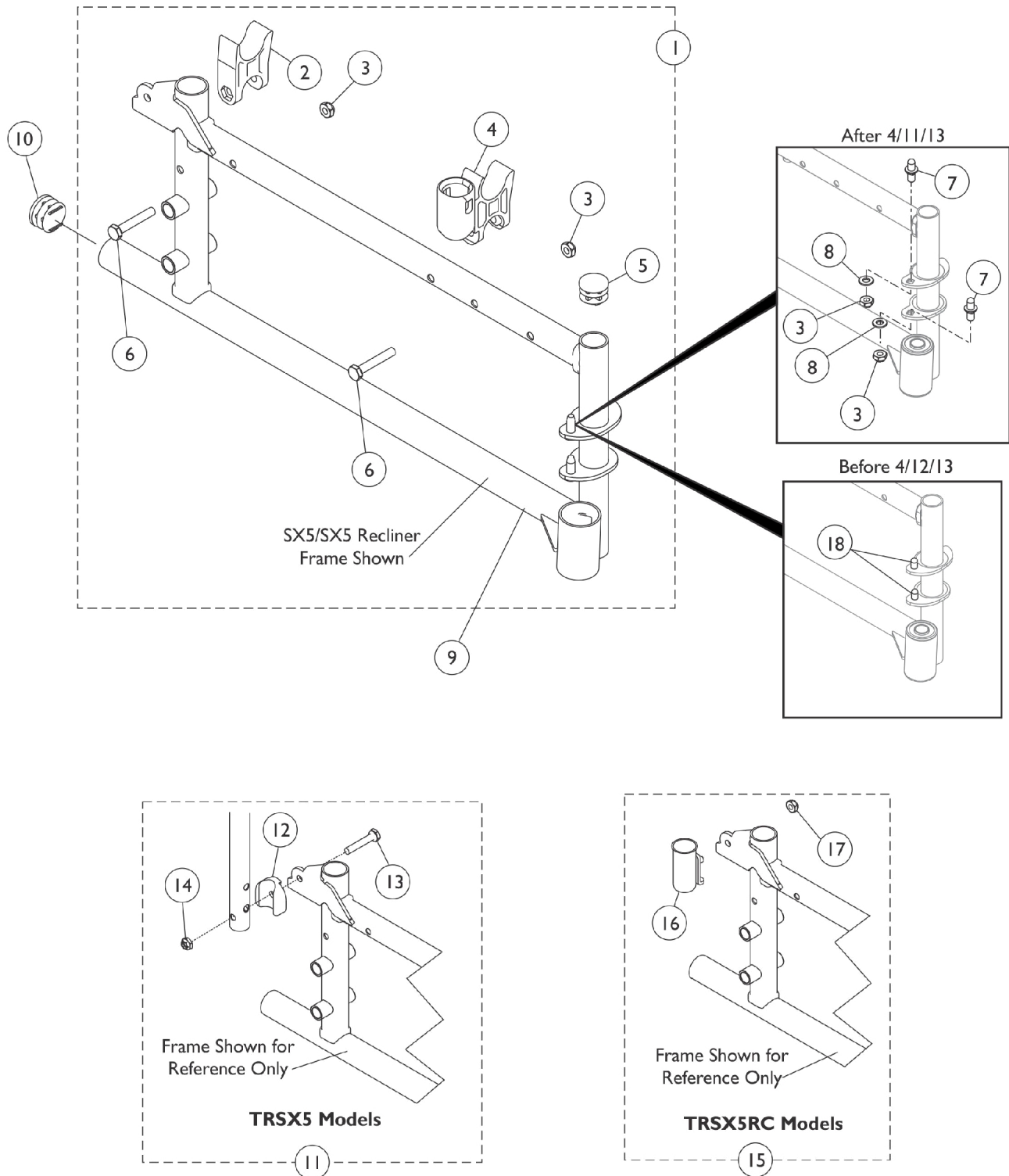
Side Frames include the Flange Bearings (2 per side)

Item Number	Note	Part Number	Description	Quantity Per	
				Package	Assembly
15	L	8881195779	Frame, Side, Removable Arm, Color - Left	1	1
16	J	1092392	Frame, Side, Fixed Front, Black - Right	1	1
16	J	1092393	Frame, Side, Fixed Front, Black - Left	1	1
16	H,I	8881117022	Frame, Side, Fixed Front, Color - Right	1	1
16	H,I	8881117023	Frame, Side, Fixed Front, Color - Left	1	1
17	G,G1	1096781	Kit, Hinge Pin Replacement Hardware (Pair)	1	1
			NLA - Wrench, Allen (3/32")	1	1
			Cap, Threaded	1	4
			Washer, Locking Split (#10)	1	4
			Screw, Socket Button Head Cap, Regulator (8-32 x 3/8")	1	4
	F,K	1001801	Bearing, Flange (1/2")	1	4
	F,L	1192848	Bearing, Flange (5/8")	1	4

NOTE: A - Includes items 2-8.
 B - Includes items 2-8 and 10
 C - For use on chairs without anti-tippers.
 D - Includes item 2.
 E - Used in place of plug buttons when anti-tippers are used.
 F - Not shown.
 G - Hinge Pin Replacement Hardware Kit is only used on Side Frames w/ welded-on Hinge Pins manufactured before 4/12/13. Side Frames after 4/11/13 have Hinge Pin Saddle Plates w/ square holes to attach REMOVABLE Non-Welded Hinge Pins.
 G1 - All Side Frames ordered after 4/11/13 require new Side Frame Hardware that will include the removable Hinge Pins also. Removable Hinge Pins are not sold separately.
 H - Uses Bolt Thru hardware to connect footrest to frame.
 I - Specify 71P Silver Vein frame finish when ordering.
 J - After 10/14/14 color changed from Chrome to Black. It is recommended to order both the right and left side to match.
 K - Used Before 03/20/17.
 L - Used After 03/19/17.

Side Frames & Hardware - SX5 & SX5RC Before 10/12/16

Bearing size was 1/2" Before 10/12/16. Before 02/21/17 only applies to stock models (TRSX5_WCH16,18,20), (TRSX5_CCAC1,2,3), (TRSX5R_WCR16,18), (TRSX50FBP, TRSX56FBP, TRSX58FBP)



Side Frames & Hardware - SX5 & SX5RC Before 10/12/16

Bearing size was 1/2" Before 10/12/16. Before 02/21/17 only applies to stock models (TRSX5_WCH16,18,20), (TRSX5_CCAC1,2,3), (TRSX5R_WCR16,18), (TRSX50FBP, TRSX56FBP, TRSX58FBP)

Item Number	Note	Part Number	Description	Quantity Per	
				Package	Assembly
1	A	1110093	Kit, Side Frame Hardware (Pair)	1	1
2			H-Block	1	2
3			Locknut (1/4-20)	1	4
4			H-Block with Socket Cup	1	4
5			Plug Button, Black (7/8")	1	2
6			Screw, Hex Head (1/4-20 x 1-1/2")	1	2
7			Pin, Hinge	1	4
8			Washer, Plain (1/4 x 1/2 x 9/16")	1	4
9	F,K,K1	1110054	Frame , Side, Silver Vein- Right	1	1
9	F,K,K1	1110055	Frame, Side, Silver Vein- Left	1	1
9	H,K,K1, L	8881117031	Frame Assembly, Side, Color - Right	1	1
9	H,K,K1, L	8881117032	Frame Assembly, Side, Color - Left	1	1
9	G,K,K1	1141398-NLA	NLA - Frame Assembly, Chrome - Right	1	1
9	G,K,K1	1141399-NLA	NLA - Frame Assembly, Chrome - Left	1	1
9	I,K,K1, L	8881181923	Frame Assembly, Color - Right	1	1
9	I,K,K1, L	8881181924	Frame Assembly, Color - Left	1	1
10	B	1029501	Plug Button, Black (1")	1	2
	B,E	15680X013	Anti-Rattle (1")	1	1
11	C	1110058	Hardware Kit, Arm Flip Back (Pair)	1	1
12			Spacer, Arm	1	2
13			NLA - Screw, Hex Head (1/4-20 x 1-3/8")	1	2
14			Locknut (1/4-20)	1	2
15	D,L	1110100	Kit, Rear Socket Non-Flip Back Arm Hardware, Color (Pair)	1	1
16			Socket, Arm Cup, Color - Right	1	1
16			Socket, Arm Cup, Color - Left	1	1
17			Locknut (1/4-20)	1	2
16	M	1110098	NLA - Socket, Arm Cup, Chrome - Right	1	1
16	M	1110099	NLA - Socket, Arm Cup, Chrome - Left	1	1
17		60275X000	Locknut (1/4-20)	1	1
18	K,K1	1096781	Kit, Hinge Pin Replacement Hardware (Pair)	1	1
			NLA - Wrench, Allen (3/32")	1	1
			Cap, Threaded	1	4
			Washer, Locking Split (#10)	1	4
			Screw, Socket Button Head Cap, Regulator (8-32 x 3/8")	1	4
	J	1001801	Bearing, Flange (1/2")	1	4

Side Frames & Hardware - SX5 & SX5RC Before 10/12/16

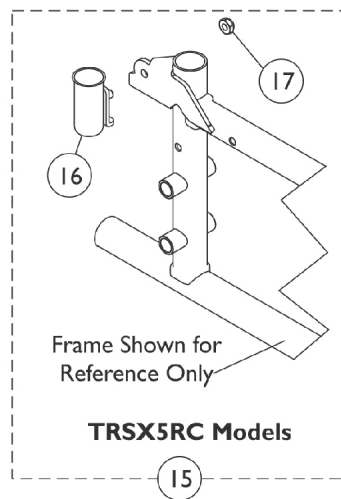
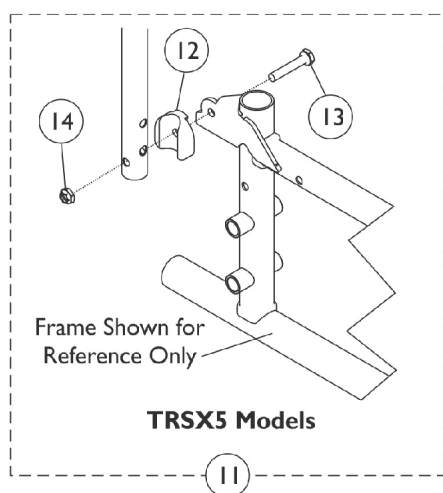
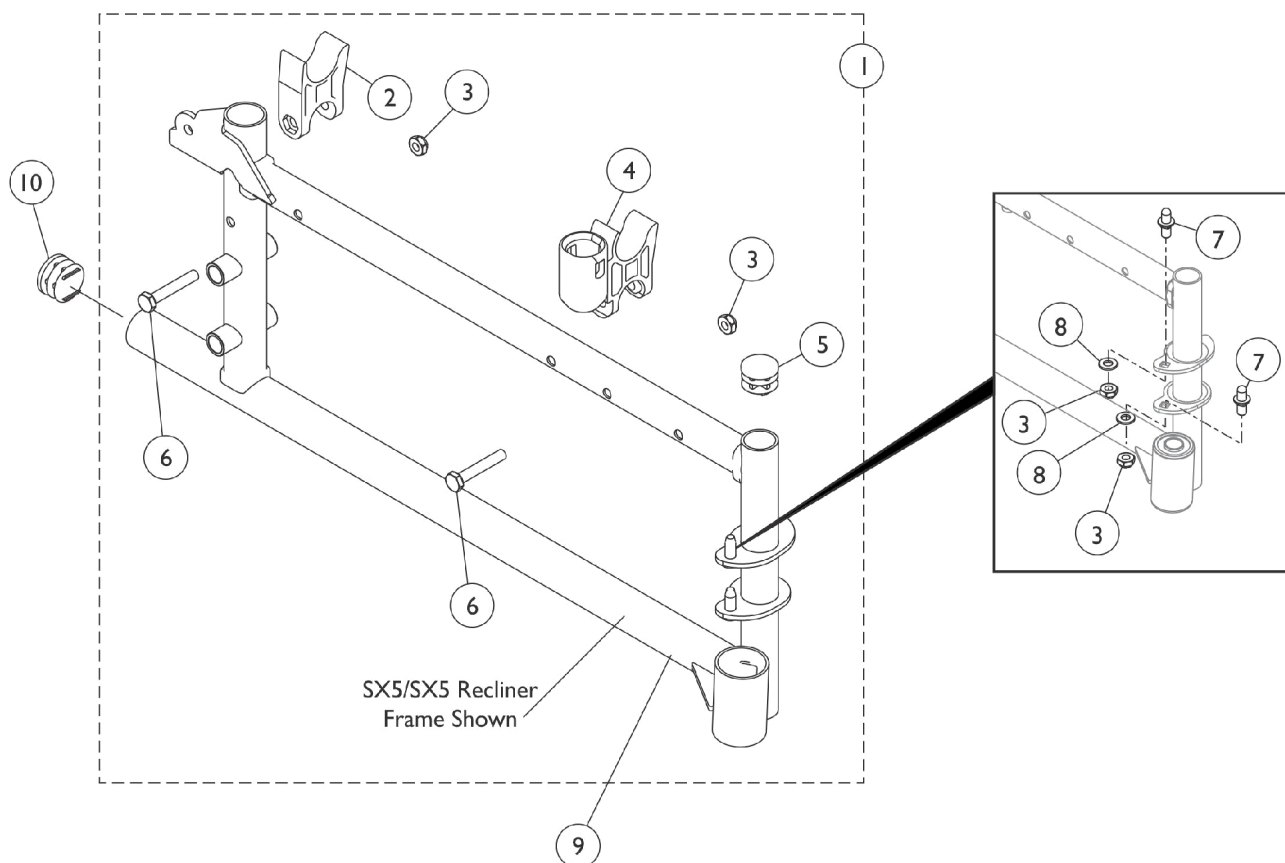
Bearing size was 1/2" Before 10/12/16. Before 02/21/17 only applies to stock models (TRSX5_WCH16,18,20), (TRSX5_CCAC1,2,3), (TRSX5R_WCR16,18), (TRSX50FBP, TRSX56FBP, TRSX58FBP)

NOTE:

- A - Includes items 2-8.
- B - For use on chairs without anti-tippers.
- C - Includes items 12-14.
- D - Includes items 16 and 17.
- E - Not shown.
- F - Before 11/28/05 for TRSX5RC and TRSX5 Before 4/12/13
- G - 11/28/05-4/11/13 for TRSX5RC only.
- H - After 4/11/13 for TRSX5. After 4/11/13 Side Frames were also revised to accept replaceable Hinge Pins. New Side Frame Hardware must be ordered when replacing Side Frames.
- I - After 4/11/13 for TRSX5RC. After 4/11/13 Side Frames were also revised to accept replaceable Hinge Pins. New Side Frame Hardware must be ordered when replacing Side Frames.
- J - Not Shown. Flanged bearings are included in the side frame assemblies and (2) each are used per side.
- K - Hinge Pin Replacement Hardware Kit is only used on Side Frames w/ welded-on Hinge Pins manufactured before 4/12/13. Side Frames after 4/11/13 have Hinge Pin Saddle Plates w/ square holes to attach REMOVABLE Non-Welded Hinge Pins.
K1 - All Side Frames ordered after 4/11/13 have been revised to accept REMOVABLE Non-Welded Hinge Pins and require new Side Frame Hardware that will include the removable Hinge Pins also. Removable Hinge Pins are not sold separately.
- L - Before 4/12/13, kit came with chrome Arm Cup Sockets. After 4/11/13 kit comes with 71P Silver Vein color Arm Cup Sockets. Order 71P Silver Vein when replacing a side frame.
- M - Chrome Arm Cup Sockets are No Longer Available. Order item #15 part #1110100 as a replacement. The color will be 71P Silver Vein.

Side Frames & Hardware - SX5 & SX5RC After 10/11/16

Bearing size is 5/8" After 10/11/16. After 02/20/17 only applies to stock models (TRSX5_WCH16,18,20), (TRSX5_CCAC1,2,3), (TRSX5R_WCR16,18), (TRSX50FBP, TRSX56FBP, TRSX58FBP)



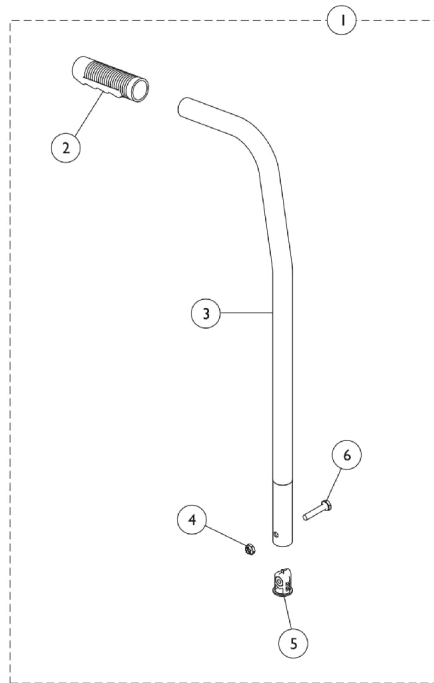
Side Frames & Hardware - SX5 & SX5RC After 10/11/16

Bearing size is 5/8" After 10/11/16. After 02/20/17 only applies to stock models (TRSX5_WCH16,18,20), (TRSX5_CCAC1,2,3), (TRSX5R_WCR16,18), (TRSX50FBP, TRSX56FBP, TRSX58FBP)

Item Number	Note	Part Number	Description	Quantity Per	
				Package	Assembly
1	A	1110093	Kit, Side Frame Hardware (Pair)	1	1
2			H-Block	1	2
3			Locknut (1/4-20)	1	4
4			H-Block with Socket Cup	1	4
5			Plug Button, Black (7/8")	1	2
6			Screw, Hex Head (1/4-20 x 1-1/2")	1	2
7			Pin, Hinge	1	4
8			Washer, Plain (1/4 x 1/2 x 9/16")	1	4
9	J,K	1194247	Frame, Side, Silver Vein- Right	1	1
9	J,K	1194249	Frame, Side, Silver Vein- Left	1	1
9	J,L	8881192867	Frame Assembly, Side, Color - Right	1	1
9	J,L	8881192868	Frame Assembly, Side, Color - Left	1	1
9	J,M	8881194274	Frame, Side, Color - Right	1	1
9	J,M	8881194275	Frame, Side, Color - Left	1	1
10	B	1029501	Plug Button, Black (1")	1	2
	B,E	15680X013	Anti-Rattle (1")	1	1
11	C	1110058	Hardware Kit, Arm Flip Back (Pair)	1	1
12			Spacer, Arm	1	2
13			NLA - Screw, Hex Head (1/4-20 x 1-3/8")	1	2
14			Locknut (1/4-20)	1	2
15	D	1110100	Kit, Rear Socket Non-Flip Back Arm Hardware, Color (Pair)	1	1
16			Socket, Arm Cup, Color - Right	1	1
16			Socket, Arm Cup, Color - Left	1	1
17			Locknut (1/4-20)	1	2
17		60275X000	Locknut (1/4-20)	1	1
	J	1192848	Bearing, Flange (5/8")	1	4

NOTE: A - Includes items 2-8.
 B - For use on chairs without anti-tippers.
 C - Includes items 12-14.
 D - Includes items 16 and 17.
 E - Not shown.
 J - Not Shown. Flanged bearings are included in the side frame assemblies and (2) each are used per side. Currently Bearing part #1192848 is currently not available.
 K - For Side Frames Before 11/28/05 for TRSX5RC and TRSX5 Before 4/12/13. (NOTE: TRSX5RC used Chrome Side Frames from 11/28/05-4/11/13).
 L - For Side Frames After 4/11/13 for TRSX5. After 4/11/13 Side Frames were also revised to accept replaceable Hinge Pins. New Side Frame Hardware must be ordered when replacing a Side Frame.
 M - For Side Frames After 4/11/13 for TRSX5RC. After 4/11/13 Side Frames were also revised to accept replaceable Hinge Pins. New Side Frame Hardware must be ordered when replacing a Side Frame.

Back Canes - SX5

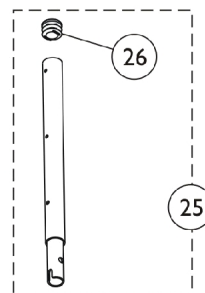
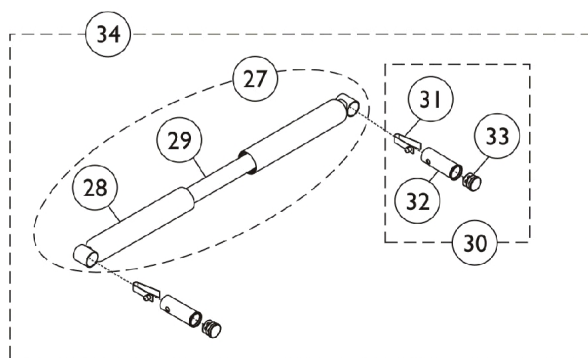
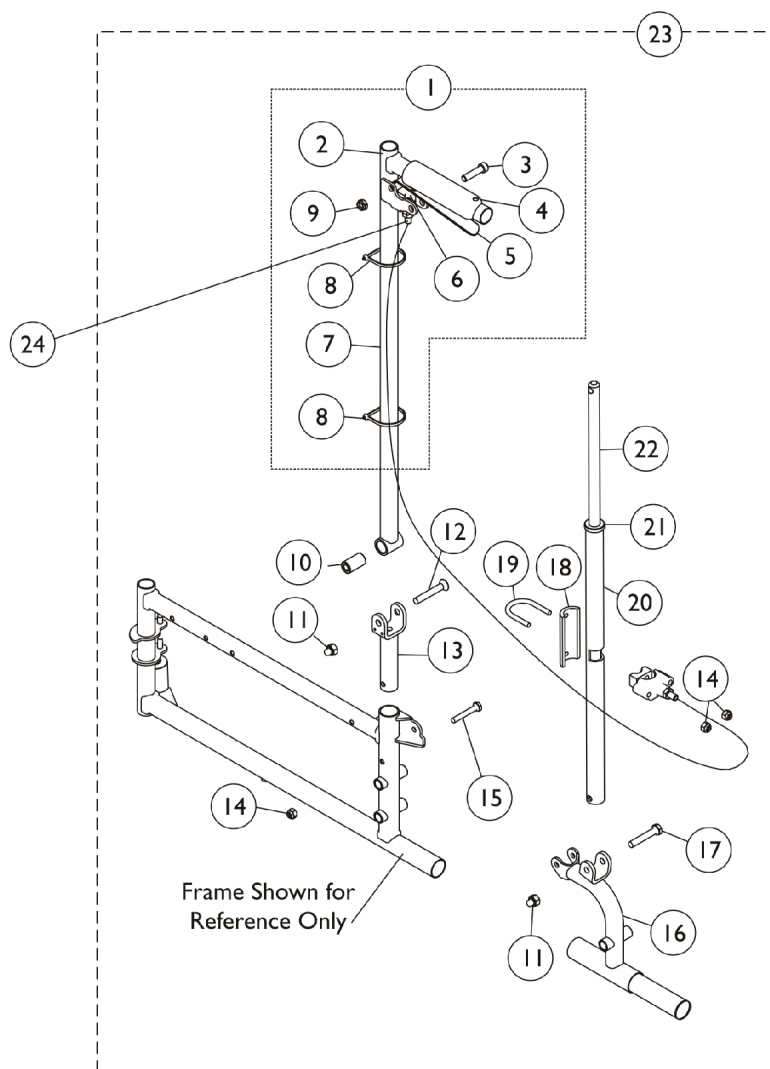


Back Canes - SX5 Only

Item Number	Note	Part Number	Description	Quantity Per	
				Package	Assembly
1	A	1110018-NLA	NLA - Back Cane Assembly, Chrome - Right/Left (16" H)	1	1
1	A,B	8881117026	Back Cane Assembly, Color - Right/Left (16" H)	1	1
1	A	1110020-NLA	NLA - Back Cane Assembly, Chrome - Right/Left (18" H)	1	1
1	A,B	8881181863	Back Cane Assembly, Color - Right/Left (18" H)	1	1
2		1021261	Grip, Hand (6")	1	1
3	C	1110008-NLA	NLA - Cane, Back, Chrome - Right/Left (16" H)	1	1
3	C	1110010-NLA	NLA - Cane, Back, Chrome - Right/Left (18" H)	1	1
4		1025195	Locknut (1/4-20)	1	1
5		1056551	Insert	1	1
6		1057955	Screw, Hex Head (1/4-20 x 1-1/4")	1	1

NOTE: A - Includes items 2-6.
 B - Specify 71P Silver Vein Frame finish when ordering.
 C - Back Cane is not available in color, order item #1.

Recliner Back Assembly



Recliner Back Assembly

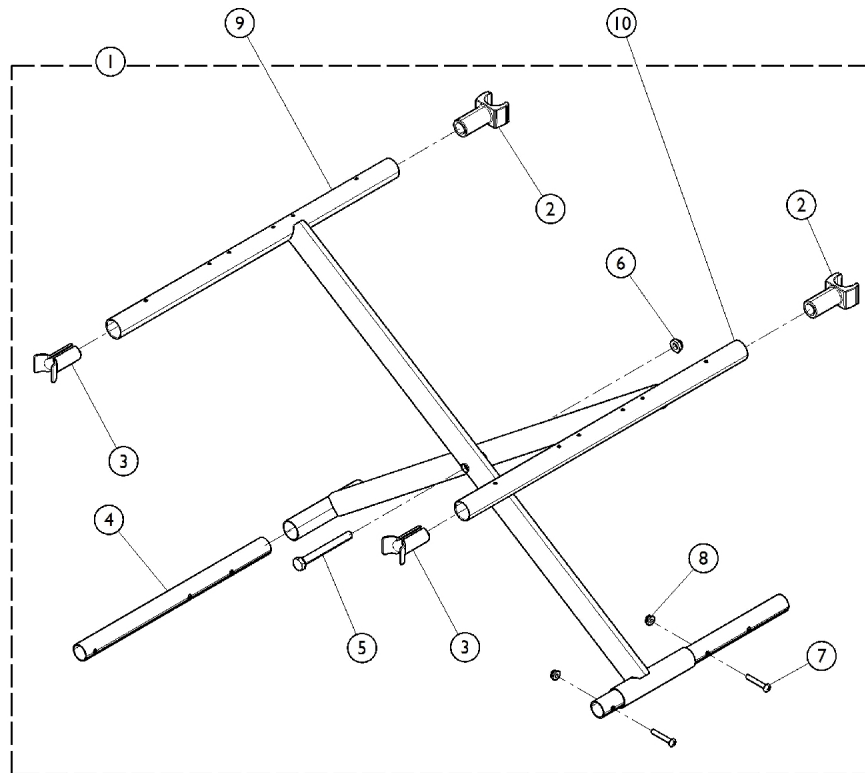
Item Number	Note	Part Number	Description	Quantity Per	
				Package	Assembly
1	A,L	1074497	Cane Tube Assembly, Rear, Recliner, Black - Right	1	1
1	A,L	1074498	Cane Tube Assembly, Rear, Recliner, Black - Left	1	1
1	A,K,N	8881181946	Cane Tube Assembly, Rear, Recliner, Color - Right	1	1
1	A,K,N	8881181947	Cane Tube Assembly, Rear, Recliner, Color - Left	1	1
2		1073495	Tube, Back, Black	1	1
3		1021343	Screw, Socket Head (5/16-18 x 1-1/4")	1	1
3		1021344	Screw, Socket Head (5/16-18 x 1-1/2")	1	1
4		1061484	Grip, Handle, Foam, Black (5")	1	1
5		1021085	Lever, Brake Release, Black	1	1
6		1071676	Fastener, Spring Grip	1	1
7		1074471	Cable and Housing Assembly	1	1
			Cable Assembly	1	1
			Nut, Hex (5/16"-18)	1	2
			Housing, Support	1	1
			NLA - Spring, Compression (27/64 x 1 x 3/64")	1	1
			NLA - Sector, Threaded	1	1
			Tubing, Heatshrink Adhesive (1-1/2")	1	1
			NLA - Nut, Swivel (5/16-18 x 21/32")	1	1
8		1021260	Tie Wrap (5-5/8" L)	1	2
9		60290X002	Locknut (5/16-18)	1	2
10		1058938	Bushing, Pivot (5/16 x 5/8 x 1-1/8")	1	1
11		1060057	Nut, Cap (5/16-24)	1	2
12		1058920	Screw, Socket Flat Head (5/16-24 x 2")	1	1
13	L,M	1110096-NLA	NLA - U-Bracket, Chrome	1	1
14		1008882	Locknut (1/4-20)	1	3
15		1095553	Screw, Hex Head (1/4-20 x 1-5/8")	1	1
16	L,M	1110063	Bracket Offset Assembly, Chrome - Right	1	1
16	J,L,M	1110064-NLA	NLA - Bracket Offset Assembly, Chrome - Left	1	1
17		11239X000-NLA	NLA - Screw, Hex Head (5/16-24 x 1-3/4")	1	1
18		1023329-NLA	NLA - Plate Support	1	1
19		1023328	U-Bolt (1/4-20 x 1-13/16")	1	1
20	L,M	1086366-NLA	NLA - Tube, Locking, Chrome	1	1
20		1142777	Tube, Locking, Black	1	1
21		1024221	Anti-Rattle, Black	1	1
22		1042736	Rod, Locking	1	1
23	B,F	1110065	Recliner Back Assembly, Black - Right	1	1
23	B,F	1110066	Recliner Back Assembly, Black - Left	1	1
23	B,G	1142780	Recliner Back Assembly, Black - Right	1	1
23	B,G	1142781	Recliner Back Assembly, Black - Left	1	1
23	B,K,N	8881182022	Recliner Back Assembly, Color - Right	1	1
23	B,K,N	8881182023	Recliner Back Assembly, Color - Left	1	1
24		1070840-NLA	NLA - Nut, Swivel (5/16-18 x 21/32")	1	1
25	L	1054595-NLA	NLA - Headrest Extension Tube Assembly, Black	1	2
25	K,P	8881181852	Headrest Extension Tube Assembly, Color	1	1

Recliner Back Assembly

Item Number	Note	Part Number	Description	Quantity Per	
				Package	Assembly
26		1027097	Plug Button, Black (3/4")	1	1
27	I,L,O	1088377	Bar Spreader with Grips, Chrome (14" W)	1	1
27	I,L,O	1062638-NLA	NLA - Bar, Spreader with Grips, Chrome (16" W)	1	1
27	I,L,O,Q	1062639-NLA	NLA - Bar, Spreader with Grips, Chrome (18" W)	1	1
27	I,L,O,Q	1088382-NLA	NLA - Bar Spreader with Grips, Chrome (20" W)	1	1
27	I,L,O,Q	1088387-NLA	NLA - Bar Spreader with Grips, Chrome (22" W)	1	1
28	C	1061484	Grip, Handle, Foam, Black (5")	1	2
28	D	1032245	Grip, Foam Hand (6-7/8" L)	1	2
30	H	1071120	Lock Handle	1	2
31			Button, Single Snap	1	1
32			Insert, Seat Rail	1	1
33			Plug Button, Black (3/4")	1	1
34	E,L,Q	1088378-NLA	NLA - Bar Spreader with Locking Pins, Chrome (14" W)	1	1
34	E,L,Q	1071121-NLA	NLA - Bar, Spreader with Locking Pins, Chrome (16" W)	1	1
34	E,L,Q	1071122-NLA	NLA - Bar, Spreader with Locking Pins, Chrome (18" W)	1	1
34	E,L,Q	1088383-NLA	NLA - Bar, Spreader with Locking Pins, Chrome (20" W)	1	1
34	E,L,Q	1088388-NLA	NLA - Bar, Spreader with Locking Pins, Chrome (22" W)	1	1
34	K	1182040	Bar, Spreader with Locking Pins, Black (14" W)	1	1
34	K	1182041	Bar, Spreader with Locking Pins, Black (16" W)	1	1
34	K	1182042	Bar, Spreader with Locking Pins, Black (18" W)	1	1
34	K	1182043	Bar, Spreader with Locking Pins, Black (20" W)	1	1
34	K	1182044	Bar, Spreader with Locking Pins, Black (22" W)	1	1

NOTE: A - Includes items 2-9. Compression spring and threaded sector are not sold individually.
 B - Includes Items 2-22.
 C - For 14" Wide Chairs.
 D - For 16-22" Wide Chairs.
 E - Includes 27-33.
 F - Before 3/6/06.
 G - 3/6/06-4/11/13.
 H - Includes items 31-33.
 I - Includes items 28 and 29.
 J - No longer available as a service part individually. See item 23 and order part #1110066 as a replacement.
 K - After 4/11/13
 L - Before 4/12/13
 M - Individual color components are non-serviceable. Order item #23. Use 1142777 as a replacement for chrome that is no longer available..
 N - Specify 34P Flat Black frame finish when ordering.
 O - Item #27 for color frame models is not available. Must order Item #34 as a replacement.
 P - Specify 71P Silver Vein frame finish when ordering.
 Q - Chrome is No Longer Available. Select Item #34 Spreader Bar in Black as a replacement.

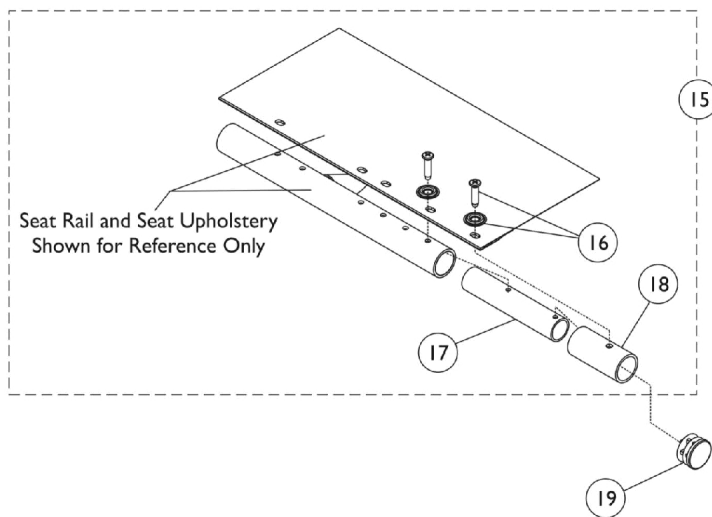
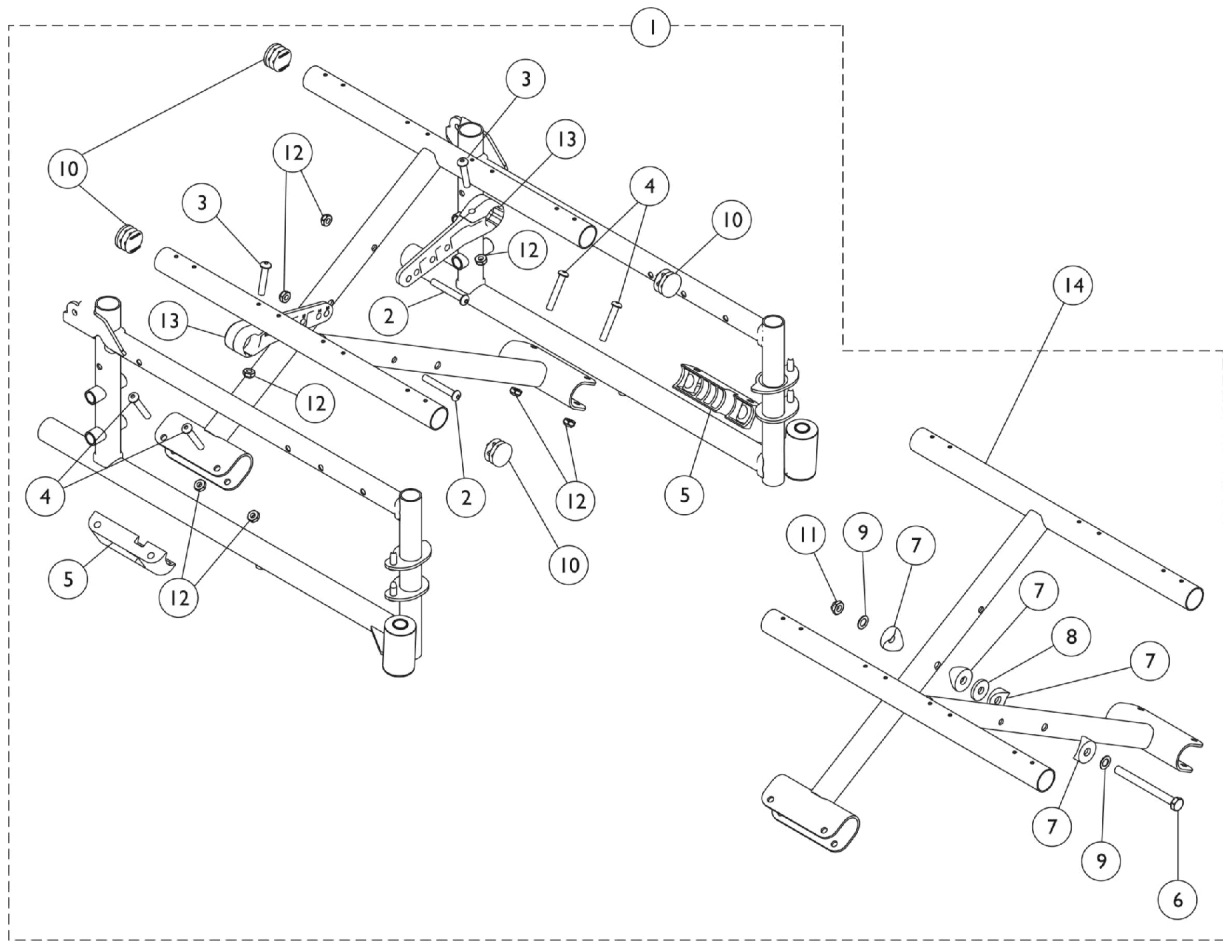
Crossbraces & Hardware - Fixed Front Frames EX2 and EXI



Item Number	Note	Part Number	Description	Quantity Per	
				Package	Assembly
1	A	1080050	Hardware, Crossbrace	1	1
2		1023617	Guide, Seat, Rear, Black	1	2
3		1058416	Guide, Seat, Front, Black	1	2
4		1078405	Tube, Insert	1	2
5		40317X001	Screw, Hex Head (5/16-24 x 2-3/4")	1	1
6		1107321	Nut, Low Cap (5/16"-24)	1	1
7		40183X002	Screw, Phillips Pan Head (#10-32 x 1-1/8")	1	4
8		60279X003	Locknut (#10-32)	1	4
9		1085071	Crossbrace Assembly, Black - Right (16" W)	1	1
9		1082479	Crossbrace Assembly, Black - Right (18" W)	1	1
9		1082482	Crossbrace Assembly, Black - Right (20" W)	1	1
10		1085072	Crossbrace Assembly, Black - Left (16" W)	1	1
10		1082480	Crossbrace Assembly, Black - Left (18" W)	1	1
10		1082483	Crossbrace Assembly, Black - Left (20" W)	1	1

NOTE: A - Includes Items 2 - 8.

Crossbraces & Hardware - Swingaway Frames

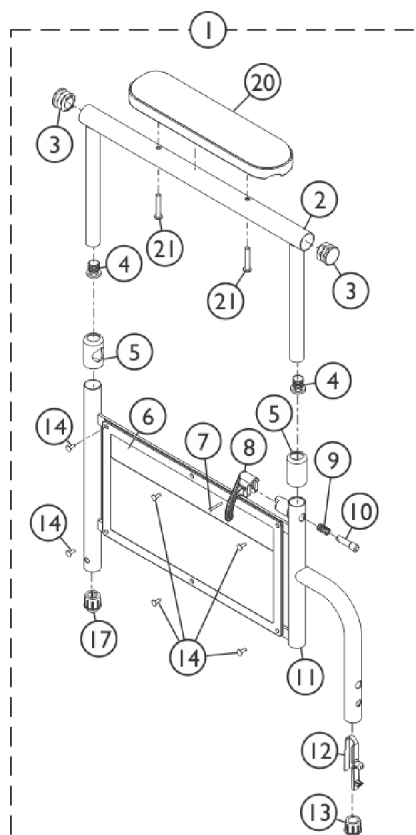


Crossbraces & Hardware - Swingaway Frames

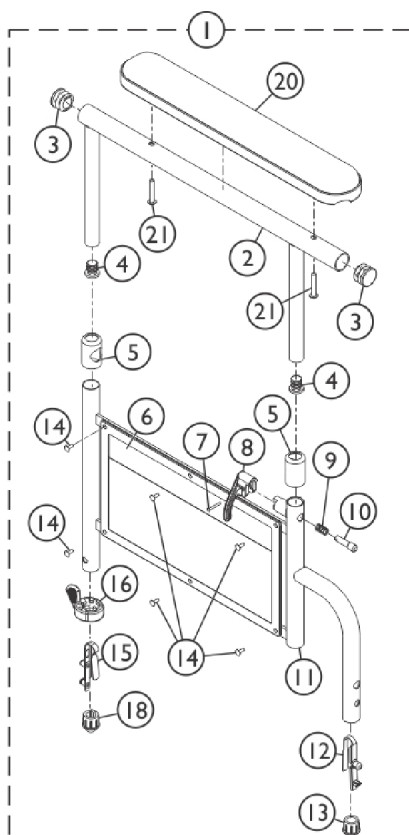
Item Number	Note	Part Number	Description	Quantity Per	
				Package	Assembly
1	A	1110085	Hardware, Crossbrace, Hemi (14 - 15" W)	1	1
1	A	1110086	Hardware, Crossbrace, Hemi (16 - 18" W)	1	1
1	A	1110087	Hardware, Crossbrace, Hemi (20 - 22" W)	1	1
2		1001762	Screw, Socket Button Head (1/4-20 x 1-3/4")	1	2
3		1008432	Screw, Socket Button Head (1/4-20 x 1-1/4")	1	2
4		1008495	Screw, Socket Button Head (1/4-20 x 1-1/2")	1	4
5		1012172-NLA	NLA - Clamp, Saddle	1	2
6		1016261	Screw, Hex Head (5/16-24 x 3-1/4")	1	1
7		1016263	Spacer, Coved (3/4 x 1 x 1/2")	1	4
8		1016301	Washer, Nylon (5/16 x 7/8 x 1/8")	1	1
9		1016652	Washer (5/16 x 9/16 x 1/32")	1	2
10		1029501	Plug Button, Black (1")	1	4
11		1107321	Nut, Low Cap (5/16"-24)	1	1
12		60275X000	Locknut (1/4-20)	1	8
13		1110000	Link, Pivot, Black (14 - 15" W)	1	2
13		1110001	Link, Pivot, Black (16 - 18" W)	1	2
13		1110002	Link, Pivot, Black (20 - 22" W)	1	2
14	B	1109959	Crossbrace Assembly, Black (14" W)	1	2
14	B	1109960	Crossbrace Assembly, Black (16" W)	1	2
14	B	1109961	Crossbrace Assembly, Black (18" W)	1	2
14	B	1109962	Crossbrace Assembly, Black (20" W)	1	2
14	B	1109963	Crossbrace Assembly, Black (22" W)	1	2
15	C,D	1112794	Kit, Extension, Seat (2") (Pair)	2	1
16		1076283	Screw, Phillips Oval Head w/ Washer (#10-16 x 7/8")	1	2
17		1110089	Tube, Insert	1	1
18		1110090	Spacer	1	1
19		1029501	Plug Button, Black (1")	1	1
NOTE: A - Includes Items 2-13. B - In addition to crossbraces, a seat extension kit is needed for 18" deep chairs. C - Seat extension kit does not include plug button, see item #19. D - Includes Items 16-18.					

Arm Assembly - Conventional Adjustable Height - Black Finishes

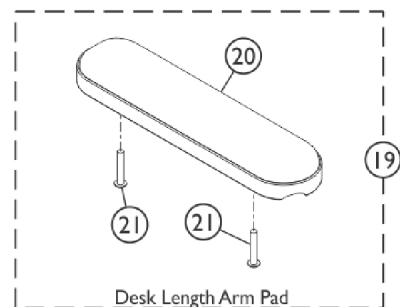
EXI / EX2 / SX5 / SX5 Recliner



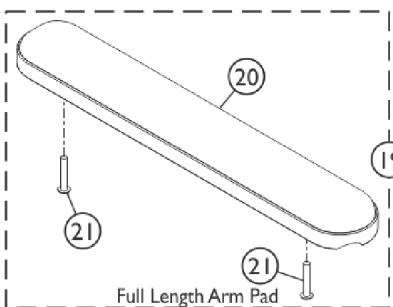
Desk Length, Flip-Back Armrest Base
Note: Right Side Shown for Illustration Purpose



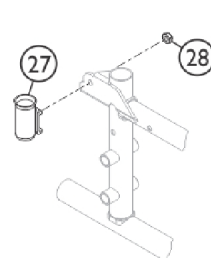
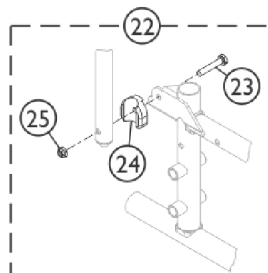
Full Length, Adjustable Armrest Base - Removable
Note: Right Side Shown for Illustration Purpose



Desk Length Arm Pad



Full Length Arm Pad



SSM_005A

Arm Assembly - Conventional Adjustable Height - Black Finishes

EX1 / EX2 / SX5 / SX5 Recliner

Item Number	Note	Part Number	Description	Quantity Per	
				Package	Assembly
1	A,J,M	8881127463	Kit, Armrest, Desk Length, Black - Right (Style 29)	1	1
2			Tube, Armrest, Desk Length, Black	1	1
3			Plug Button, Black (7/8")	1	2
4			Plug Button, Black (5/8")	1	2
5			Anti-Rattle	1	2
6			Guard, Clothing	1	1
7			Rivet, Tubular	1	1
8			Handle, Lock, Black - Right	1	1
9			Spring, Arm Lock	1	1
10			Pin, Locking	1	1
11			Armrest, Adjustable Height, Black	1	1
12			Spring, Torsion w/ Button Lock	1	1
13			Plug, Armrest, Black (3/4") (18GA)	1	1
14			Rivet	1	6
17			Plug, Armrest, Black (3/4") (20GA)	1	1
20			NLA - Arm Pad, Desk Length w/ Law Label	1	1
21			Package, Screw Phillips Pan Head (#10-32 x 1-1/8")	1	1
1	A,J,M	8881127462	Kit, Armrest, Desk Length, Black - Left (Style 29)	1	1
2			Tube, Armrest, Desk Length, Black	1	1
3			Plug Button, Black (7/8")	1	2
4			Plug Button, Black (5/8")	1	2
5			Anti-Rattle	1	2
6			Guard, Clothing	1	1
7			Rivet, Tubular	1	1
8			Handle, Lock, Black - Left	1	1
9			Spring, Arm Lock	1	1
10			Pin, Locking	1	1
11			Armrest, Adjustable Height, Black	1	1
12			Spring, Torsion w/ Button Lock	1	1
13			Plug, Armrest, Black (3/4") (18GA)	1	1
14			Rivet	1	6
17			Plug, Armrest, Black (3/4") (20GA)	1	1
20			NLA - Arm Pad, Desk Length w/ Law Label	1	1
21			Package, Screw Phillips Pan Head (#10-32 x 1-1/8")	1	1
1	B,J	8881135513	Kit, Armrest, Desk Length, Black - Right (Style 29)	1	1
2			Tube, Arm, Desk Length, Black	1	1
3			Plug Button, Black (7/8")	1	2
4			Plug Button, Black (5/8")	1	2
5			Anti-Rattle	1	2
6			Guard, Clothing	1	1

Arm Assembly - Conventional Adjustable Height - Black Finishes

EXI / EX2 / SX5 / SX5 Recliner

Item Number	Note	Part Number	Description	Quantity Per	
				Package	Assembly
7			Rivet, Tubular	1	1
8			Handle, Lock, Black - Right	1	1
9			Spring, Arm Lock	1	1
10			Pin, Locking	1	1
11			Armrest, Adjustable Height, Black	1	1
12			Spring, Torsion w/ Button Lock	1	1
13			Plug, Armrest, Black (3/4") (18GA)	1	1
14			Rivet	1	6
15			Spring, Torsion with Button Lock	1	1
16			Handle, Quad Release	1	1
18			Plug Button, Arm Tube, Black (3/4")	1	1
20			NLA - Arm Pad, Desk Length w/ Law Label	1	1
21			Package, Screw Phillips Pan Head (#10-32 x 1-1/8")	2	1
1	B,J	8881135514	Kit, Armrest, Desk Length, Black - Left (Style 29)	1	1
2			Tube, Arm, Desk Length, Black	1	1
3			Plug Button, Black (7/8")	1	2
4			Plug Button, Black (5/8")	1	2
5			Anti-Rattle	1	2
6			Guard, Clothing	1	1
7			Rivet, Tubular	1	1
8			Handle, Lock, Black - Left	1	1
9			Spring, Arm Lock	1	1
10			Pin, Locking	1	1
11			Armrest, Adjustable Height, Black	1	1
12			Spring, Torsion w/ Button Lock	1	1
13			Plug, Armrest, Black (3/4") (18GA)	1	1
14			Rivet	1	6
15			Spring, Torsion with Button Lock	1	1
16			Handle, Quad Release	1	1
18			Plug Button, Arm Tube, Black (3/4")	1	1
20			NLA - Arm Pad, Desk Length w/ Law Label	1	1
21			Package, Screw Phillips Pan Head (#10-32 x 1-1/8")	2	1
1	C,J,N	8881127472	Kit, Armrest, Full Length, Black - Right (Style 19)	1	1
2			Tube, Armrest, Full Length, Black	1	1
3			Plug Button, Black (7/8")	1	2
4			Plug Button, Black (5/8")	1	2
5			Anti-Rattle	1	2
6			Guard, Clothing	1	1
7			Rivet, Tubular	1	1
8			Handle, Lock, Black - Right	1	1

Arm Assembly - Conventional Adjustable Height - Black Finishes

EX1 / EX2 / SX5 / SX5 Recliner

Item Number	Note	Part Number	Description	Quantity Per	
				Package	Assembly
9			Spring, Arm Lock	1	1
10			Pin, Locking	1	1
11			Armrest, Adjustable Height, Black	1	1
12			Spring, Torsion w/ Button Lock	1	1
13			Plug, Armrest, Black (3/4") (18GA)	1	1
14			Rivet	1	6
15			Spring, Torsion with Button Lock	1	1
16			Handle, Quad Release	1	1
18			Plug Button, Arm Tube, Black (3/4")	1	1
20			NLA - Pad, Arm, Full Length w/ Law Label	1	1
21			Package, Screw Phillips Pan Head (#10-32 x 1-1/8")	1	1
1	C,J,N	8881127471	Kit, Armrest, Full Length, Black - Left (Style 19)	1	1
2			Tube, Armrest, Full Length, Black	1	1
3			Plug Button, Black (7/8")	1	2
4			Plug Button, Black (5/8")	1	2
5			Anti-Rattle	1	2
6			Guard, Clothing	1	1
7			Rivet, Tubular	1	1
8			Handle, Lock, Black - Left	1	1
9			Spring, Arm Lock	1	1
10			Pin, Locking	1	1
1	B,J	8881127457	Armrest, Adjustable Height, Black	1	1
12			Spring, Torsion w/ Button Lock	1	1
13			Plug, Armrest, Black (3/4") (18GA)	1	1
14			Rivet	1	6
15			Spring, Torsion with Button Lock	1	1
16			Handle, Quad Release	1	1
18			Plug Button, Arm Tube, Black (3/4")	1	1
20			NLA - Pad, Arm, Full Length w/ Law Label	1	1
21			Package, Screw Phillips Pan Head (#10-32 x 1-1/8")	1	1
1			Kit, Armrest, Full Length, Black - Right (Style 19)	1	1
2			Tube, Arm, Full Length, Black	1	1
3			Plug Button, Black (7/8")	1	2
4			Plug Button, Black (5/8")	1	2
5			Anti-Rattle	1	2
6			Guard, Clothing	1	1
7			Rivet, Tubular	1	1
8			Handle, Lock, Black - Right	1	1
9			Spring, Arm Lock	1	1
10			Pin, Locking	1	1

Arm Assembly - Conventional Adjustable Height - Black Finishes

EXI / EX2 / SX5 / SX5 Recliner

Item Number	Note	Part Number	Description	Quantity Per	
				Package	Assembly
11			Armrest, Adjustable Height, Black	1	1
12			Spring, Torsion w/ Button Lock	1	1
13			Plug, Armrest, Black (3/4") (18GA)	1	1
14			Rivet	1	6
15			Spring, Torsion with Button Lock	1	1
16			Handle, Quad Release	1	1
18			Plug Button, Arm Tube, Black (3/4")	1	1
20			NLA - Pad, Arm, Full Length w/ Law Label	1	1
21			Package, Screw Phillips Pan Head (#10-32 x 1-1/8")	1	1
1	B,J	8881127456	Kit, Armrest, Full Length, Black - Left (Style 19)	1	1
2			Tube, Arm, Full Length, Black	1	1
3			Plug Button, Black (7/8")	1	2
4			Plug Button, Black (5/8")	1	2
5			Anti-Rattle	1	2
6			Guard, Clothing	1	1
7			Rivet, Tubular	1	1
8			Handle, Lock, Black - Left	1	1
9			Spring, Arm Lock	1	1
10			Pin, Locking	1	1
11			Armrest, Adjustable Height, Black	1	1
12			Spring, Torsion w/ Button Lock	1	1
13			Plug, Armrest, Black (3/4") (18GA)	1	1
14			Rivet	1	6
15			Spring, Torsion with Button Lock	1	1
16			Handle, Quad Release	1	1
18			Plug Button, Arm Tube, Black (3/4")	1	1
20			NLA - Pad, Arm, Full Length w/ Law Label	1	1
21			Package, Screw Phillips Pan Head (#10-32 x 1-1/8")	1	1
19	D,J	8881127509	Kit, Arm Pad w/Screws - Full Length	1	1
20			NLA - Pad, Arm, Full Length w/ Law Label	1	1
21			Package, Screw Phillips Pan Head (#10-32 x 1-1/8")	1	1
19	D,J	8881127510	Kit, Arm Pad w/Screws - Desk Length	1	1
20			NLA - Arm Pad, Desk Length w/ Law Label	1	1
21			Package, Screw Phillips Pan Head (#10-32 x 1-1/8")	1	1
22	E	1110058	Hardware Kit, Arm Flip Back (Pair)	1	1
23			NLA - Screw, Hex Head (1/4-20 x 1-3/8")	1	2
24			Spacer, Arm	1	2
25			Locknut (1/4-20)	1	2
21		1044845	Package, Screw, Phillips Pan Head (#10-32 x 1-3/8")	2	1

Arm Assembly - Conventional Adjustable Height - Black Finishes

EX1 / EX2 / SX5 / SX5 Recliner

Item Number	Note	Part Number	Description	Quantity Per	
				Package	Assembly
15		1018225	Spring, Torsion with Button Lock	1	1
16		1015450	Handle, Quad Release	1	1
18		1110071	Plug Button, Arm Tube, Black (3/4")	1	1
20		1041061	Pad, Arm, Upper/Lower, Black Plastic, Full Length	1	1
20		1041062	Pad, Arm, Upper/Lower, Black Plastic, Desk Length	1	1
27	F,K	1110098	NLA - Socket, Arm Cup, Chrome - Right	1	1
27	F,K	1110099	NLA - Socket, Arm Cup, Chrome - Left	1	1
28	F	60275X000	Locknut (1/4-20)	1	1
	G,L	1110100	Kit, Rear Socket Non-Flip Back Arm Hardware, Color (Pair)	1	1
			Socket, Arm Cup, Color - Right	1	1
			Socket, Arm Cup, Color - Left	1	1
			Locknut (1/4-20)	1	2
	B,G,J	8881143046	Kit, Armrest, Full Length, Black - Right/Left (Style19) (Pair)	1	1
			NLA - Pad, Arm, Full Length w/ Law Label	1	1
			Package, Screw Phillips Pan Head (#10-32 x 1-1/8")	1	2
			NLA - Arm Tube Assembly w/ Plug Buttons, Full Length, Black - Right/Left	1	2
			Arm Base Assembly, Removable, Black- Right	1	1
			Arm Base Assembly, Removable, Black- Left	1	1
			Instruction Sheet	1	1
	B,G,J	8881143047	Kit, Armrest, Desk Length, Black - Right/Left (Style 29) (Pair)	1	1
			NLA - Arm Pad, Desk Length w/ Law Label	1	1
			Package, Screw Phillips Pan Head (#10-32 x 1-1/8")	1	2
			NLA - Arm Tube Assembly w/ Plug Buttons, Desk Length, Black - Right/Left	1	2
			Arm Base Assembly, Removable, Black- Right	1	1
			Arm Base Assembly, Removable, Black- Left	1	1
			Instruction Sheet	1	1
	G,H	7100053	Arm Lock Assembly, Black - Right	1	1
			Handle, Lock, Black - Right	1	1
			Rivet, Tubular	1	2
			Pin, Locking	1	2
			Spring, Arm Lock	1	2
	G,H	7100054	Arm Lock Assembly, Black - Left	1	1
			Handle, Lock, Black - Left	1	1
			Rivet, Tubular	1	2
			Pin, Locking	1	2
			Spring, Arm Lock	1	2

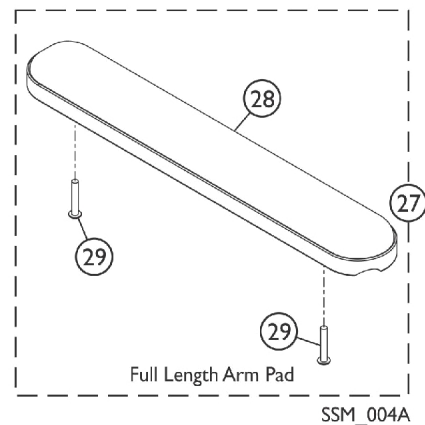
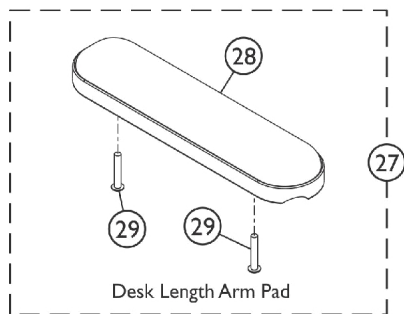
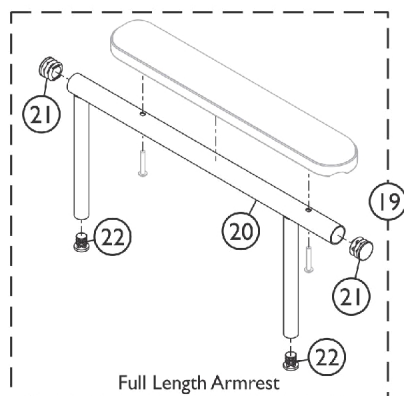
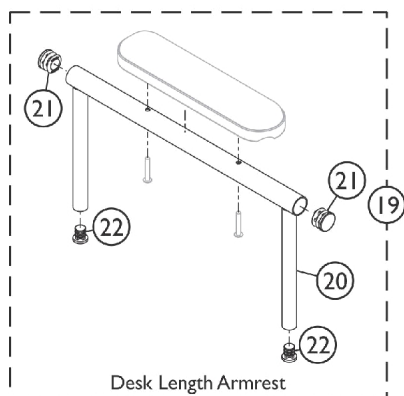
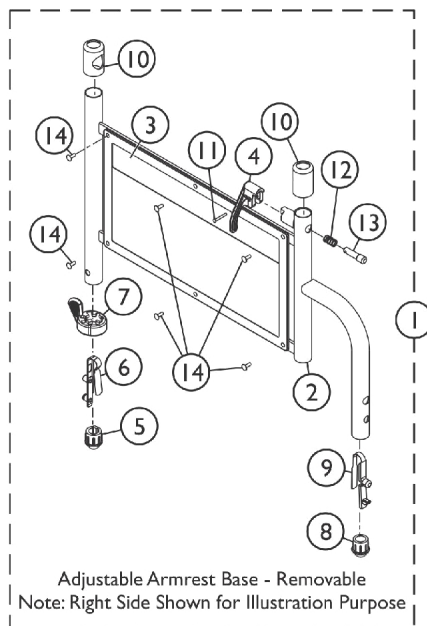
Arm Assembly - Conventional Adjustable Height - Black Finishes

EXI / EX2 / SX5 / SX5 Recliner

NOTE: A - For Tracer SX5 Non-Reclining Chair with Flip-Back Arms. Includes items 2-14, 17, 20 and 21.
B - For Tracer EX2. Includes items 2-16, 18, 20 and 21.
C - For Tracer SX5 Recliner. Includes items 2-16, 18, 20 and 21.
D - Includes items 20 and 21.
E - Includes items 23-25. For Tracer SX5.
F - For Tracer SX5 Recliner.
G - Not Shown.
H - Includes items 7-10.
J - Specify upholstery color when ordering. See category titled "Upholstery Colors and Frame Finishes".
K - Chrome Arm Cup Sockets are No Longer Available. Order part #1110100 as a replacement. The color will be 71P Silver Vein.
L - Before 4/12/13, kit came with chrome Arm Cup Sockets. After 4/11/13 kit comes with 71P Silver Vein color Arm Cup Sockets.
M - If Style 19 Full Length Adjustable Flip-Back Arms are needed, use special Quote # C-130108083924 when ordering.
N - If Style 29 Desk Length Adjustable Non-Flip-Back (Removable) Arms are needed, use special Quote # C-130108083924 when ordering.

Arm Assembly - Conventional Adjustable Height - Color Finish

EXI / EX2



SSM_004A

Arm Assembly - Conventional Adjustable Height - Color Finish

EXI / EX2

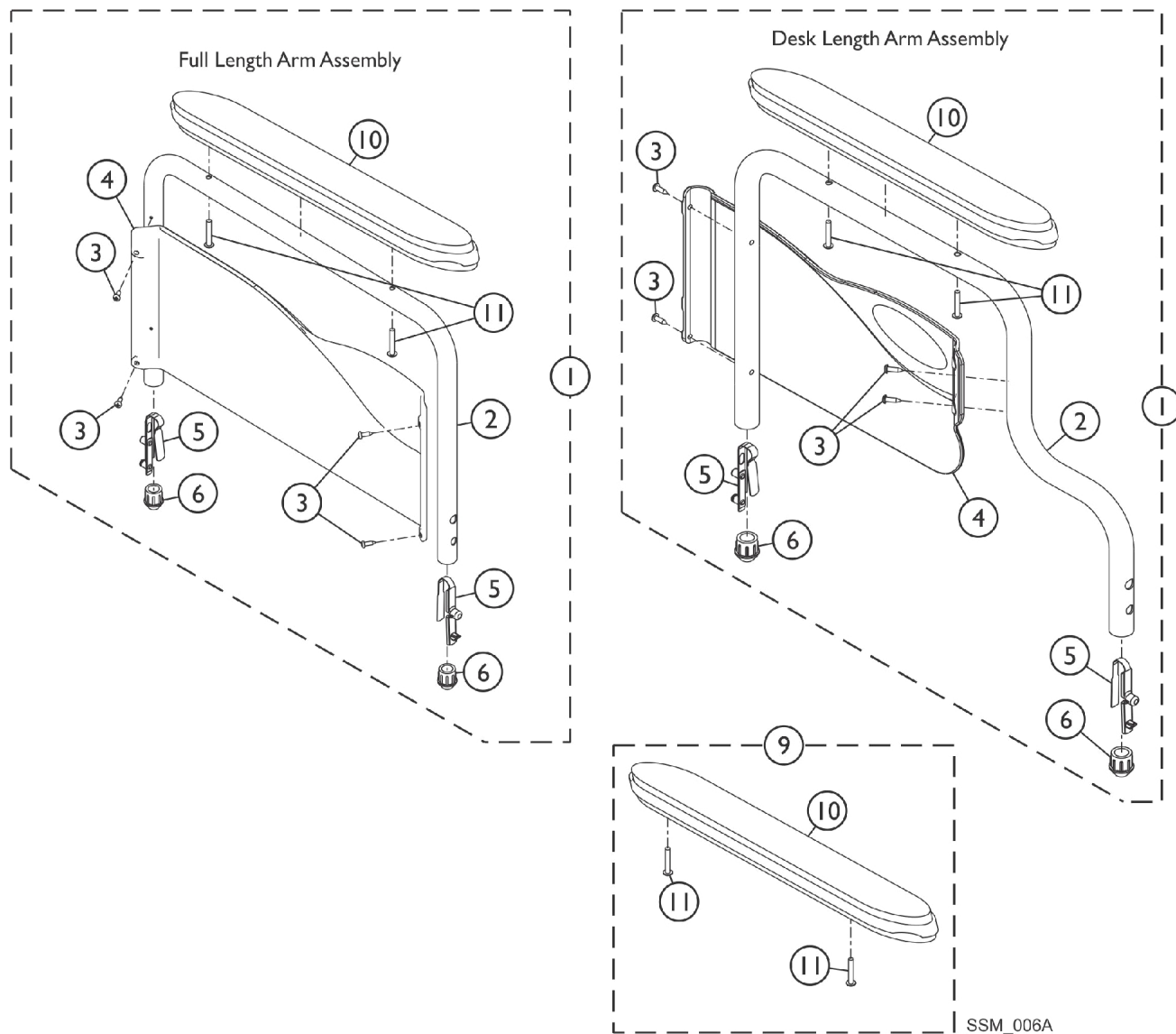
Item Number	Note	Part Number	Description	Quantity Per	
				Package	Assembly
1	A,D	8881181883	Kit, Armrest Base, Adjustable, Removable, Color - Right	1	1
2			Armrest, Adjustable Height, Color	1	1
3			Guard, Clothing	1	1
4			Handle, Lock, Black - Right	1	1
5			Plug Button, Arm Tube, Black (3/4")	1	1
6			Spring, Torsion with Button Lock	1	1
7			Handle, Quad Release	1	1
8			Plug, Armrest, Black (3/4") (18GA)	1	1
9			Spring, Torsion w/ Button Lock	1	1
10			Anti-Rattle	1	2
11			Rivet, Tubular	1	1
12			Spring, Arm Lock	1	1
13			Pin, Locking	1	1
14			Rivet	1	6
1	A,D	8881181884	Kit, Armrest Base, Adjustable, Removable, Color - Left	1	1
2			Armrest, Adjustable Height, Color	1	1
3			Guard, Clothing	1	1
4			Handle, Lock, Black - Left	1	1
5			Plug Button, Arm Tube, Black (3/4")	1	1
6			Spring, Torsion with Button Lock	1	1
7			Handle, Quad Release	1	1
8			Plug, Armrest, Black (3/4") (18GA)	1	1
9			Spring, Torsion w/ Button Lock	1	1
10			Anti-Rattle	1	2
11			Rivet, Tubular	1	1
12			Spring, Arm Lock	1	1
13			Pin, Locking	1	1
14			Rivet	1	6
19	B,D	8881181879	Kit, Armrest w/ Plug Buttons, Desk Length, Color - Right/Left	1	1
20			Tube, Arm, Desk Length, Color - Right/Left	1	1
21			Plug Button, Black (7/8")	1	2
22			Plug Button, Black (5/8")	1	2
19	B,D	8881181881	Kit, Armrest w/ Plug Buttons, Full Length, Color - Right/Left	1	1
20			Tube, Arm, Full Length, Color - Right/Left	1	1
21			Plug Button, Black (7/8")	1	2
22			Plug Button, Black (5/8")	1	2
27	C	8881127509	Kit, Arm Pad w/Screws - Full Length	1	1

Arm Assembly - Conventional Adjustable Height - Color Finish

EXI / EX2

Item Number	Note	Part Number	Description	Quantity Per	
				Package	Assembly
28	C	8881127510	NLA - Pad, Arm, Full Length w/ Law Label	1	1
29			Package, Screw Phillips Pan Head (#10-32 x 1-1/8")	1	1
27			Kit, Arm Pad w/Screws - Desk Length	1	1
28			NLA - Arm Pad, Desk Length w/ Law Label	1	1
29			Package, Screw Phillips Pan Head (#10-32 x 1-1/8")	1	1
NOTE: A - Includes items 2-14. B - Includes items 20-22. C - Includes items 28 and 29. Specify upholstery color when ordering, see category titled "Upholstery Colors and Frame Finishes". D - Specify 71P Silver Vein frame finish when ordering.					

Conventional Fixed Height Arm Assembly - Black Finishes - EXI/EX2



Conventional Fixed Height Arm Assembly - Black Finishes - EXI/EX2

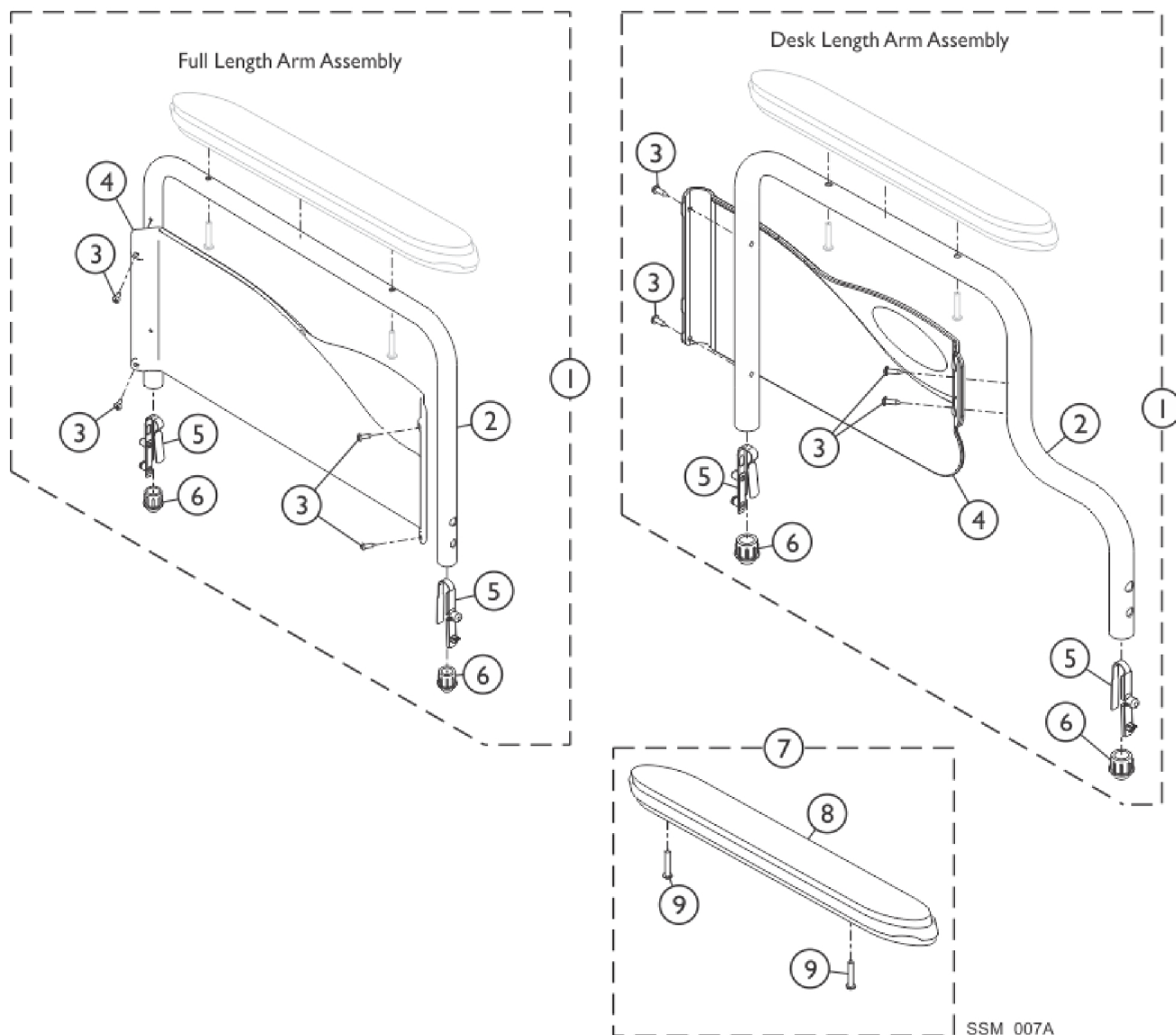
Item Number	Note	Part Number	Description	Quantity Per		
				Package	Assembly	
1	A,H,I	8881127565	Kit, Armrest, Desk Length, Black - Right (Style 28)	1	1	
2			Armrest, Desk Length, Black - Right	1	1	
3			Screw, Self Tapping (#6-20 x 1/2")	1	4	
4			NLA - Guard, Clothing, Desk Length - Right	1	1	
5			Spring, Torsion w/ Button Lock	1	2	
6			Plug, Armrest, Black (3/4") (18GA)	1	2	
10		NLA - Arm Pad, Desk Length w/ Law Label	1	1		
11		Package, Screw Phillips Pan Head (#10-32 x 1-1/8")	1	2		
1		A,H,I	8881127563	Kit, Armrest, Desk Length, Black - Left (Style 28)	1	1
2				Armrest, Desk Length, Black- Left	1	1
3				Screw, Self Tapping (#6-20 x 1/2")	1	4
4	NLA - Guard, Clothing, Desk Length - Left			1	1	
5	Spring, Torsion w/ Button Lock			1	2	
6	Plug, Armrest, Black (3/4") (18GA)			1	2	
10	NLA - Arm Pad, Desk Length w/ Law Label		1	1		
11	Package, Screw Phillips Pan Head (#10-32 x 1-1/8")		1	2		
1	A,H,I		8881127569	Kit, Armrest, Full Length, Black - Right (Style 18)	1	1
2				Armrest, Full Length, Black - Right	1	1
3				Screw, Self Tapping (#6-20 x 1/2")	1	4
4		Guard, Clothing, Full Length - Right		1	1	
5		Spring, Torsion w/ Button Lock		1	2	
6		Plug, Armrest, Black (3/4") (18GA)		1	2	
10		NLA - Pad, Arm, Full Length w/ Law Label	1	1		
11		Package, Screw Phillips Pan Head (#10-32 x 1-1/8")	1	2		
1		A,H,I	8881127567	Kit, Armrest, Full Length, Black - Left (Style 18)	1	1
2				Armrest, Full Length, Black - Left	1	1
3				Screw, Self Tapping (#6-20 x 1/2")	1	4
4	Guard, Clothing, Full Length - Left			1	1	
5	Spring, Torsion w/ Button Lock			1	2	
6	Plug, Armrest, Black (3/4") (18GA)			1	2	
10	NLA - Pad, Arm, Full Length w/ Law Label		1	1		
11	Package, Screw Phillips Pan Head (#10-32 x 1-1/8")		1	2		
9	B		8881127510	Kit, Arm Pad w/Screws - Desk Length	1	1
10				NLA - Arm Pad, Desk Length w/ Law Label	1	1
11				Package, Screw Phillips Pan Head (#10-32 x 1-1/8")	1	2
9	B	8881127509	Kit, Arm Pad w/Screws - Full Length	1	1	
10			NLA - Pad, Arm, Full Length w/ Law Label	1	1	
11			Package, Screw Phillips Pan Head (#10-32 x 1-1/8")	1	2	
	C	1041061	Pad, Arm, Upper/Lower, Black Plastic, Full Length	1	1	
	C	1041062	Pad, Arm, Upper/Lower, Black Plastic, Desk Length	1	1	
	C,D	1044845	Package, Screw, Phillips Pan Head (#10-32 x 1-3/8")	1	1	
	C,E	1075526	Guard, Clothing, Black Steel	1	1	

Conventional Fixed Height Arm Assembly - Black Finishes - EXI/EX2

Item Number	Note	Part Number	Description	Quantity Per	
				Package	Assembly
	C,F	1109939	Guard, Clothing, Black Steel	1	1
	C,G	1110285	Guard, Clothing, Desk Length - Right	1	1
	C,G	1110286	Guard, Clothing, Desk Length - Left	1	1
	C,G	1110287	Guard, Clothing, Full Length - Right	1	1
	C,G	1110288	Guard, Clothing, Full Length - Left	1	1
	C	1117365	Kit, Clothing Guard, Conventional, Desk Length w/ Screws and Decals (Pair)	1	1
	C	1117366	Kit, Clothing Guards - Conventional, Full Length w/ Screws & Decals	1	1

NOTE: A - Includes items 2-11.
 B - Includes items 10 and 11.
 C - Not Shown.
 D - To be used with Black Plastic Arm Pads #1041061 and 31041062.
 E - For use on permanent arm, fixed front frames.
 F - For use on permanent arm, swingaway front frames.
 G - Includes clothing guard and decal only. Replacement hardware listed within kits.
 H - After 9/11/07, Invacare recommends ordering arm assemblies in pairs to assure uniform appearance on chair.
 I - Specify upholstery color when ordering. See category titled "Upholstery Colors and Frame Finishes".

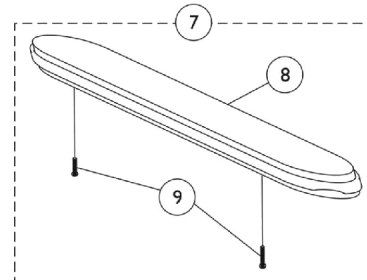
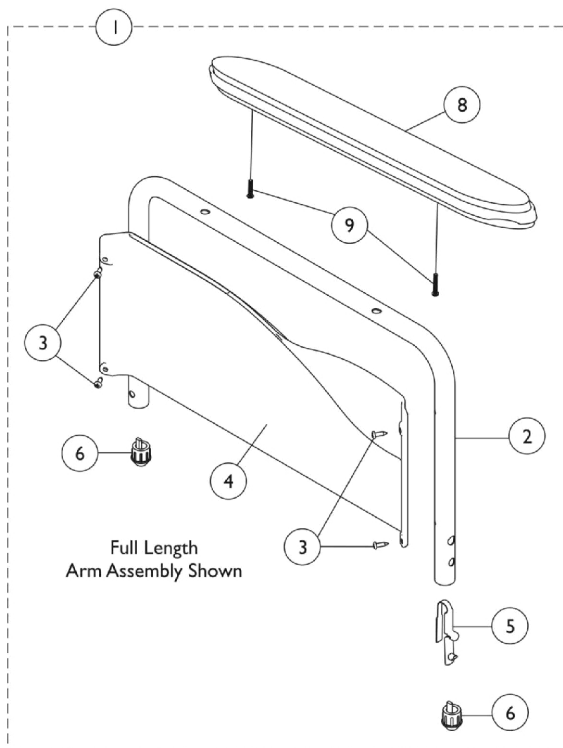
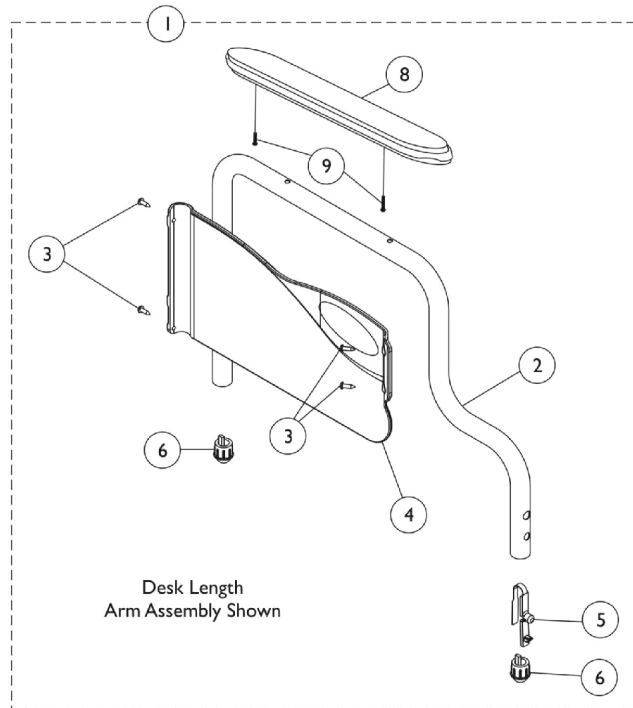
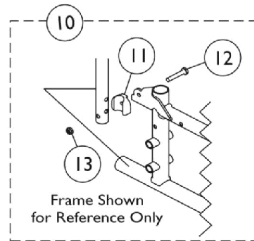
Conventional Fixed Height Arm Assembly - Color Finish - EXI/EX2



Conventional Fixed Height Arm Assembly - Color Finish - EXI/EX2

Item Number	Note	Part Number	Description	Quantity Per	
				Package	Assembly
1	A	8881182121	Kit, Armrest, Fixed, Removable, Desk Length, Color - Right (Style 28)	1	1
2			Armrest, Desk Length, Color - Right	1	1
3			Screw, Self Tapping (#6-20 x 1/2")	1	4
4			NLA - Guard, Clothing, Desk Length - Right	1	1
5			Spring, Torsion w/ Button Lock	1	2
6			Plug, Armrest, Black (3/4") (18GA)	1	2
1	A	8881182122	Kit, Armrest, Fixed, Removable, Desk Length, Color - Left (Style 28)	1	1
2			Armrest, Desk Length, Color - Left	1	1
3			Screw, Self Tapping (#6-20 x 1/2")	1	4
4			NLA - Guard, Clothing, Desk Length - Left	1	1
5			Spring, Torsion w/ Button Lock	1	2
6			Plug, Armrest, Black (3/4") (18GA)	1	2
1	A	8881182013	Kit, Armrest, Fixed, Removable, Full Length, Color - Right (Style 18)	1	1
2			Armrest, Full Length, Color - Right	1	1
3			Screw, Self Tapping (#6-20 x 1/2")	1	4
4			Guard, Clothing, Full Length - Right	1	1
5			Spring, Torsion w/ Button Lock	1	2
6			Plug, Armrest, Black (3/4") (18GA)	1	2
1	A	8881182014	Kit, Armrest, Fixed, Removable, Full Length, Color - Left (Style 18)	1	1
2			Armrest, Full Length, Color - Left	1	1
3			Screw, Self Tapping (#6-20 x 1/2")	1	4
4			Guard, Clothing, Full Length - Left	1	1
5			Spring, Torsion w/ Button Lock	1	2
6			Plug, Armrest, Black (3/4") (18GA)	1	2
7	B	8881127510	Kit, Arm Pad w/Screws - Desk Length	1	1
8			NLA - Arm Pad, Desk Length w/ Law Label	1	1
9			Package, Screw Phillips Pan Head (#10-32 x 1-1/8")	1	2
7	B	8881127509	Kit, Arm Pad w/Screws - Full Length	1	1
8			Package, Screw Phillips Pan Head (#10-32 x 1-1/8")	1	1
9			NLA - Pad, Arm, Full Length w/ Law Label	1	1
NOTE: A - Includes items 2-6. Specify 71P Silver Vein frame finish when ordering. B - Includes items 8 and 9. Specify upholstery color when ordering, see category titled "Upholstery Colors and Frame Finishes".					

Conventional Fixed Height Arm Assembly - Black Finish - SX5



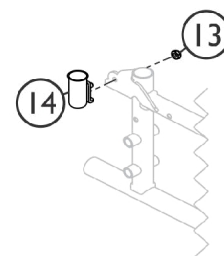
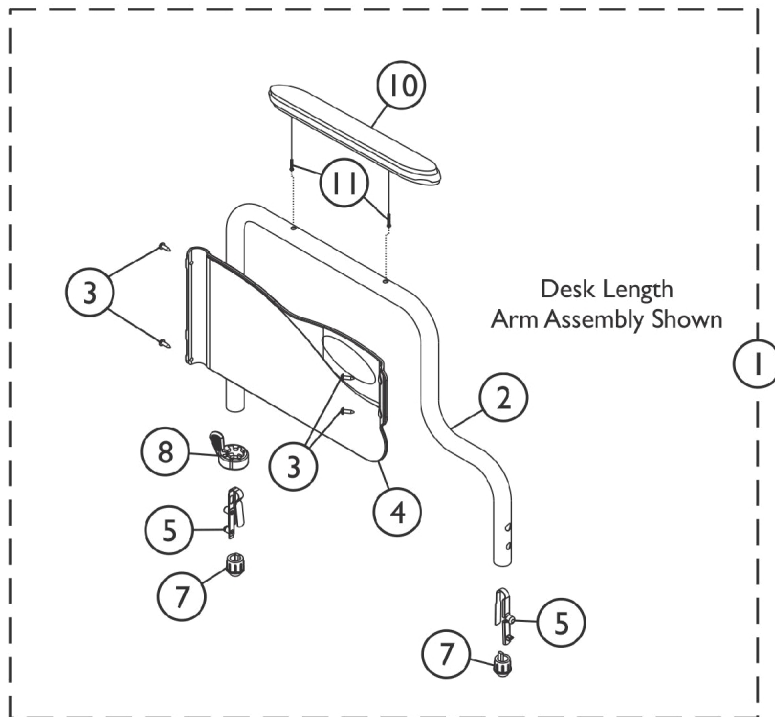
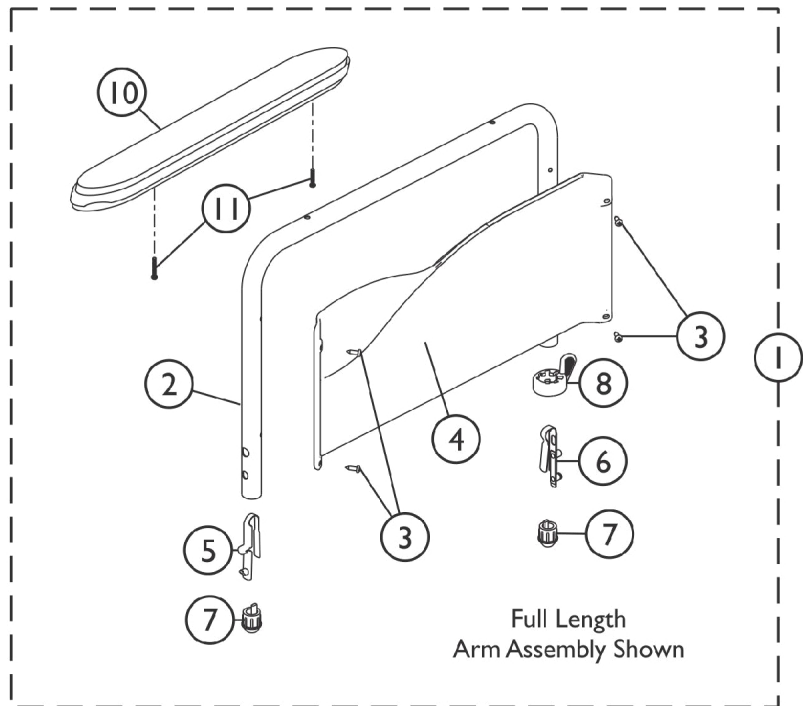
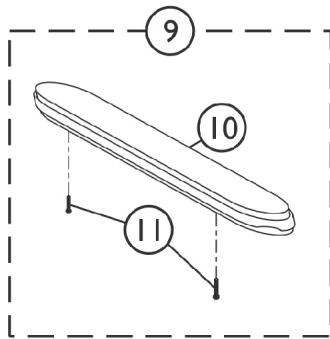
Conventional Fixed Height Arm Assembly - Black Finish - SX5

Item Number	Note	Part Number	Description	Quantity Per	
				Package	Assembly
1	A	8881127465	Kit, Armrest, Desk Length, Black - Right (Style 28FB)	1	1
2			Tube, Armrest, Desk Length, Black - Right	1	1
3			Screw, Self Tapping (#6-20 x 1/2")	1	4
4			NLA - Guard, Clothing, Desk Length - Right	1	1
5			Spring, Torsion w/ Button Lock	1	1
6			Plug, Armrest, Black (3/4") (18GA)	1	2
8			NLA - Arm Pad, Desk Length w/ Law Label	1	1
9			Package, Screw Phillips Pan Head (#10-32 x 1-1/8")	1	1
1	A	8881127464	Kit, Armrest, Desk Length, Black - Left (Style 28FB)	1	1
2			Tube, Armrest, Desk Length, Black - Left	1	1
3			Screw, Self Tapping (#6-20 x 1/2")	1	4
4			NLA - Guard, Clothing, Desk Length - Left	1	1
5			Spring, Torsion w/ Button Lock	1	1
6			Plug, Armrest, Black (3/4") (18GA)	1	2
8			NLA - Arm Pad, Desk Length w/ Law Label	1	1
9			Package, Screw Phillips Pan Head (#10-32 x 1-1/8")	1	2
1	A	8881127468	Kit, Armrest, Full Length, Black - Right (Style 18FB)	1	1
2			Tube, Armrest, Full Length, Black - Right	1	1
3			Screw, Self Tapping (#6-20 x 1/2")	1	4
4			Guard, Clothing, Full Length - Right	1	1
5			Spring, Torsion w/ Button Lock	1	1
6			Plug, Armrest, Black (3/4") (18GA)	1	2
8			NLA - Pad, Arm, Full Length w/ Law Label	1	1
9			Package, Screw Phillips Pan Head (#10-32 x 1-1/8")	1	2
1	A	8881127466	Kit, Armrest, Full Length, Black - Left (Style 18FB)	1	1
2			Tube, Armrest, Full Length, Black - Left	1	1
3			Screw, Self Tapping (#6-20 x 1/2")	1	4
4			Guard, Clothing, Full Length - Left	1	1
5			Spring, Torsion w/ Button Lock	1	1
6			Plug, Armrest, Black (3/4") (18GA)	1	2
8			NLA - Pad, Arm, Full Length w/ Law Label	1	1
9			Package, Screw Phillips Pan Head (#10-32 x 1-1/8")	1	2
7	B	8881127510	Kit, Arm Pad w/Screws - Desk Length	1	1
8			NLA - Arm Pad, Desk Length w/ Law Label	1	1
9			Package, Screw Phillips Pan Head (#10-32 x 1-1/8")	1	2
7	B	8881127509	Kit, Arm Pad w/Screws - Full Length	1	1
8			NLA - Pad, Arm, Full Length w/ Law Label	1	1
9			Package, Screw Phillips Pan Head (#10-32 x 1-1/8")	1	2
	C	1041061	Pad, Arm, Upper/Lower, Black Plastic, Full Length	1	1
	C	1041062	Pad, Arm, Upper/Lower, Black Plastic, Desk Length	1	1
	C	1044845	Package, Screw, Phillips Pan Head (#10-32 x 1-3/8")	1	1

Conventional Fixed Height Arm Assembly - Black Finish - SX5

Item Number	Note	Part Number	Description	Quantity Per	
				Package	Assembly
10	D	1110058	Hardware Kit, Arm Flip Back (Pair)	1	1
11			Spacer, Arm	1	2
12			NLA - Screw, Hex Head (1/4-20 x 1-3/8")	1	2
13			Locknut (1/4-20)	1	2
	C,E	1110285	Guard, Clothing, Desk Length - Right	1	1
	C,E	1110286	Guard, Clothing, Desk Length - Left	1	1
	C,E	1110287	Guard, Clothing, Full Length - Right	1	1
	C,E	1110288	Guard, Clothing, Full Length - Left	1	1
	C	1117365	Kit, Clothing Guard, Conventional, Desk Length w/ Screws and Decals (Pair)	1	1
	C	1117366	Kit, Clothing Guards - Conventional, Full Length w/ Screws & Decals	1	1
NOTE: A - Includes items 2-9. B - Includes items 8 and 9. C - Not Shown. D - Includes items 11, 12, and 13. E - Includes clothing guard and decal only. Replacement hardware listed within kits.					

Conventional Fixed Height Arm Assembly - Black Finish - SX5RC/GVTRSX5



SSM_015A

Conventional Fixed Height Arm Assembly - Black Finish - SX5RC/GVTRSX5

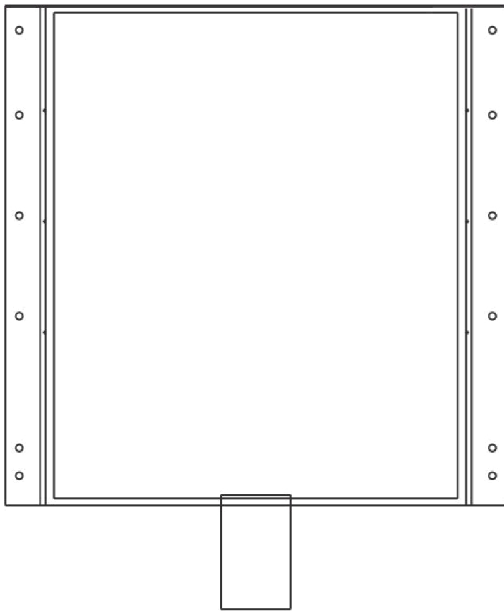
Item Number	Note	Part Number	Description	Quantity Per	
				Package	Assembly
1	A	8881127474	Kit, Armrest, Desk Length, Black - Right (Style 28)	1	1
2			Tube, Armrest, Desk Length, Black - Right	1	1
3			Screw, Self Tapping (#6-20 x 1/2")	1	4
4			NLA - Guard, Clothing, Desk Length - Right	1	1
5			Spring, Torsion w/ Button Lock	1	1
6			Spring, Torsion with Button Lock	1	1
7			Plug Button, Arm Tube, Black (3/4")	1	2
8			Handle, Quad Release	1	1
10			NLA - Arm Pad, Desk Length w/ Law Label	1	1
11			Package, Screw Phillips Pan Head (#10-32 x 1-1/8")	1	2
1	A	8881127473	Kit, Armrest, Desk Length, Black - Left (Style 28)	1	1
2			Tube, Armrest, Desk Length, Black - Left	1	1
3			Screw, Self Tapping (#6-20 x 1/2")	1	4
4			NLA - Guard, Clothing, Desk Length - Left	1	1
5			Spring, Torsion w/ Button Lock	1	1
6			Spring, Torsion with Button Lock	1	1
7			Plug Button, Arm Tube, Black (3/4")	1	2
8			Handle, Quad Release	1	1
10			NLA - Arm Pad, Desk Length w/ Law Label	1	1
11			Package, Screw Phillips Pan Head (#10-32 x 1-1/8")	1	2
1	A	8881127469	Kit, Armrest, Full Length, Black - Right (Style 18)	1	1
2			Tube, Armrest, Full Length, Black - Right	1	1
3			Screw, Self Tapping (#6-20 x 1/2")	1	4
4			Guard, Clothing, Full Length - Right	1	1
5			Spring, Torsion w/ Button Lock	1	1
6			Spring, Torsion with Button Lock	1	1
7			Plug Button, Arm Tube, Black (3/4")	1	2
8			Handle, Quad Release	1	1
10			NLA - Pad, Arm, Full Length w/ Law Label	1	1
11			Package, Screw Phillips Pan Head (#10-32 x 1-1/8")	1	2
1	A	8881127467	Kit, Armrest, Full Length, Black - Left (Style 18)	1	1
2			Tube, Armrest, Full Length, Black - Left	1	1
3			Screw, Self Tapping (#6-20 x 1/2")	1	4
4			Guard, Clothing, Full Length - Left	1	1
5			Spring, Torsion w/ Button Lock	1	1
6			Spring, Torsion with Button Lock	1	1
7			Plug Button, Arm Tube, Black (3/4")	1	2
8			Handle, Quad Release	1	1
10			NLA - Pad, Arm, Full Length w/ Law Label	1	1
11			Package, Screw Phillips Pan Head (#10-32 x 1-1/8")	1	2
9	B	8881127509	Kit, Arm Pad w/Screws - Full Length	1	1
10			NLA - Pad, Arm, Full Length w/ Law Label	1	1
11			Package, Screw Phillips Pan Head (#10-32 x 1-1/8")	1	2

Conventional Fixed Height Arm Assembly - Black Finish - SX5RC/GVTRSX5

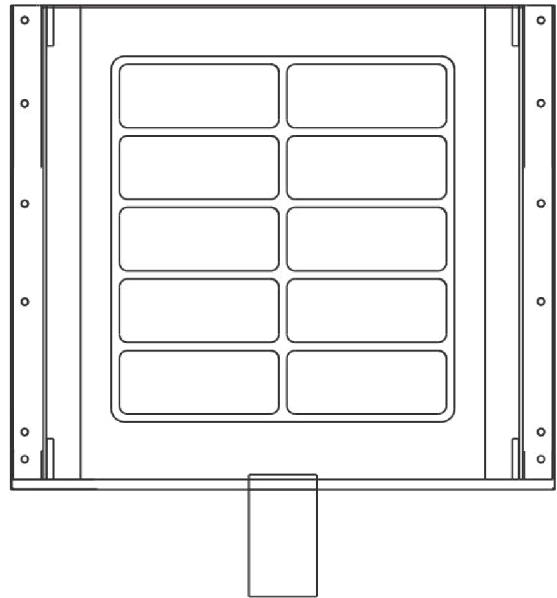
Item Number	Note	Part Number	Description	Quantity Per	
				Package	Assembly
9	B	8881127510	Kit, Arm Pad w/Screws - Desk Length	1	1
10			NLA - Arm Pad, Desk Length w/ Law Label	1	1
11			Package, Screw Phillips Pan Head (#10-32 x 1-1/8")	1	2
12	F	1110098	NLA - Socket, Arm Cup, Chrome - Right	1	1
12	F	1110099	NLA - Socket, Arm Cup, Chrome - Left	1	1
13		60275X000	Locknut (1/4-20)	1	1
	C,G	1110100	Kit, Rear Socket Non-Flip Back Arm Hardware, Color (Pair)	1	1
			Socket, Arm Cup, Color - Right	1	1
			Socket, Arm Cup, Color - Left	1	1
			Locknut (1/4-20)	1	2
	C	1041061	Pad, Arm, Upper/Lower, Black Plastic, Full Length	1	1
	C	1041062	Pad, Arm, Upper/Lower, Black Plastic, Desk Length	1	1
	C	1044845	Package, Screw, Phillips Pan Head (#10-32 x 1-3/8")	1	2
	C,E	1110285	Guard, Clothing, Desk Length - Right	1	1
	C,E	1110286	Guard, Clothing, Desk Length - Left	1	1
	C,E	1110287	Guard, Clothing, Full Length - Right	1	1
	C,E	1110288	Guard, Clothing, Full Length - Left	1	1
	C	1117365	Kit, Clothing Guard, Conventional, Desk Length w/ Screws and Decals (Pair)	1	1
	C	1117366	Kit, Clothing Guards - Conventional, Full Length w/ Screws & Decals	1	1
NOTE: A - Includes items 2-11. B - Includes items 10 and 11. C - Not Shown. E - Includes clothing guard and decal only. Replacement hardware listed within kits. F - Chrome Arm Cup Sockets are No Longer Available. Order part #1110100 as a replacement. The color will be 71P Silver Vein. G - Before 4/12/13, kit came with chrome Arm Cup Sockets. After 4/11/13 kit comes with 71P Silver Vein color Arm Cup Sockets.					

Seat Upholstery Kits

NOTE: After 10/11/16 additional hole was added to the rear corners of the seat upholstery and accommodates all wheelchairs manufactured before 10/12/16 as well. All Crossbrace Seat Rails in the field already have the additional upholstery hole and do not require replacement of Crossbraces.



Seat Upholstery - Nylon



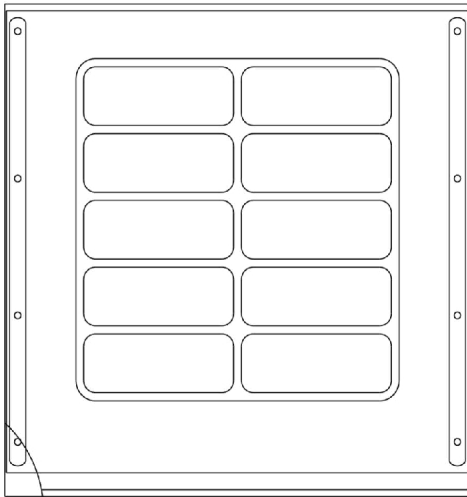
Seat Upholstery - Vinyl

Seat Upholstery Kits

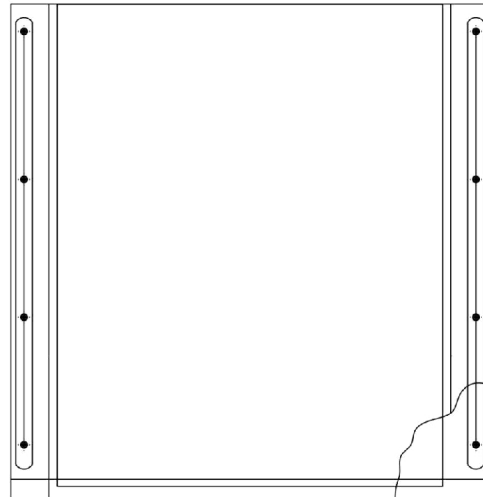
NOTE: After 10/11/16 additional hole was added to the rear corners of the seat upholstery and accommodates all wheelchairs manufactured before 10/12/16 as well. All Crossbrace Seat Rails in the field already have the additional upholstery hole and do not require replacement of Crossbraces.

Width x Depth	SX5 & SX5 Recliner Nylon	SX5 & SX5 Recliner Vinyl	EX2/EXI Vinyl
14 x 16"	1127529 See Note(s) A	8881127539 See Note(s) B	N/A
14 x 18"	1127530 See Note(s) A	8881127540 See Note(s) B	N/A
16 x 16"	1127531 See Note(s) A	8881127523 See Note(s) B	8881127523 See Note(s) B
16 x 18"	1127532 See Note(s) A	8881127524 See Note(s) B	8881127524 See Note(s) B
18 x 16"	1127533 See Note(s) A	8881127525 See Note(s) B	8881127525 See Note(s) B
18 x 18"	1127534 See Note(s) A	8881194395 See Note(s) B	8881127512 See Note(s) B
20 x 16"	1127535 See Note(s) A	8881127527 See Note(s) B	8881127527 See Note(s) B
20 x 18"	1194393 See Note(s) A	8881127528 See Note(s) B	8881127528 See Note(s) B
22 x 16"	1127537 See Note(s) A	8881127547 See Note(s) B	N/A
22 x 18"	1194394 See Note(s) A	8881194396 See Note(s) B	N/A
NOTE: A - Nylon upholstery is black. B - Specify upholstery color when ordering, see category titled, "Upholstery Colors."			

Back Upholstery Kits



Vinyl-Embossed



Nylon

Back Upholstery Kits

EXI/EX2 - Vinyl

Chair Width x Back Height	Part Number
16 x 16"	8881127475 See Note(s) A
18 x 16"	8881127476 See Note(s) A
20 x 16"	8881127477 See Note(s) A
NOTE: A - Specify upholstery color when ordering, see category titled, "Upholstery Colors." Upholstery Kit Includes: Upholstery, 12 each Screws (#10-16 x 7/8") and 12 each Washers.	

SX5

Chair Width x Back Height	Nylon	Vinyl
14 x 16"	1127478 See Note(s) A	8881127498 See Note(s) B
14 x 18"	1127479 See Note(s) A	8881127499 See Note(s) B
16 x 16"	1127480 See Note(s) A	8881127500 See Note(s) B
16 x 18"	1127481 See Note(s) A	8881127501 See Note(s) B
18 x 16"	1127482 See Note(s) A	8881127502 See Note(s) B
18 x 18"	1127483 See Note(s) A	8881127503 See Note(s) B
20 x 16"	1127484 See Note(s) A	8881127504 See Note(s) B
20 x 18"	1127485 See Note(s) A	8881127505 See Note(s) B
22 x 16"	1127486 See Note(s) A	8881127506 See Note(s) B
22 x 18"	1127487 See Note(s) A	8881127507 See Note(s) B
NOTE: A - Nylon upholstery color is black - U240. B - Specify upholstery color when ordering. See category titled "Upholstery Colors and Frame Finishes". Upholstery Kit Includes: Upholstery, 12 each Screws (#10-16 x 7/8") and 12 each Washers.		

Back Upholstery Kits

SX5 Recliner

Chair Width	Nylon	Vinyl
14"	1127488 See Note(s) A	8881127493 See Note(s) B
16"	1127489 See Note(s) A	8881127494 See Note(s) B
18"	1127490 See Note(s) A	8881127495 See Note(s) B
20"	1127491 See Note(s) A	8881127496 See Note(s) B
22"	1127492 See Note(s) A	8881127497 See Note(s) B

NOTE: A - Nylon upholstery color is black.

B - Specify upholstery color when ordering. See category titled "Upholstery Colors and Frame Finishes".

Upholstery Kit Includes: Upholstery, 12 each Screws (#10-16 x 7/8") and 12 each Washers.

Recliner Headrest Pillows

Chair Width	Pillow Dimension	Nylon	Vinyl
14" Wide	14 x 5"	1115386 See Note(s) A	8881091676 See Note(s) B
16" Wide	14 x 5"	1115387 See Note(s) A	8881091677 See Note(s) B
18" Wide	14 x 5"	1115387 See Note(s) A	8881091677 See Note(s) B
20" Wide	16 x 5"	1115388 See Note(s) A	8881091678 See Note(s) B
22" Wide	18 x 5"	1115389 See Note(s) A	8881091679 See Note(s) B

NOTE: A - Nylon upholstery color is black - U240.

B - Specify upholstery color when ordering. See category titled "Upholstery Colors and Frame Finishes".

NOTE: Pillow thickness tapers from 3" to 1".

Back Upholstery Kits

Recliner Headrest Upholstery w/ Hardware

Chair Width	Nylon	Vinyl
14" Wide	1127513 See Note(s) B	8881127518 See Note(s) B, A
16" Wide	1127514 See Note(s) B	8881127519 See Note(s) B, A
18" Wide	1127515	8881127520 See Note(s) A
19" Wide	1130998 See Note(s) B	8881130999 See Note(s) B, A
20" Wide	1127516 See Note(s) B	8881127521 See Note(s) B, A
22" Wide	1127517 See Note(s) B	8881127522 See Note(s) B, A
NOTE: A - Specify color when ordering. See category titled "Upholstery Colors and Frame Finishes". B - Includes Headrest Upholstery and (12) each screws and washers.		

Headrest Extension Tube - Chrome and Color

Chair Width	Part Number
All Widths	1054595-NLA
All Widths	8881181852 See Note(s) A
NOTE: A - Specify 71P Silver Vain frame finish when ordering.	

Back Upholstery and Headrest Extension Upholstery Hardware

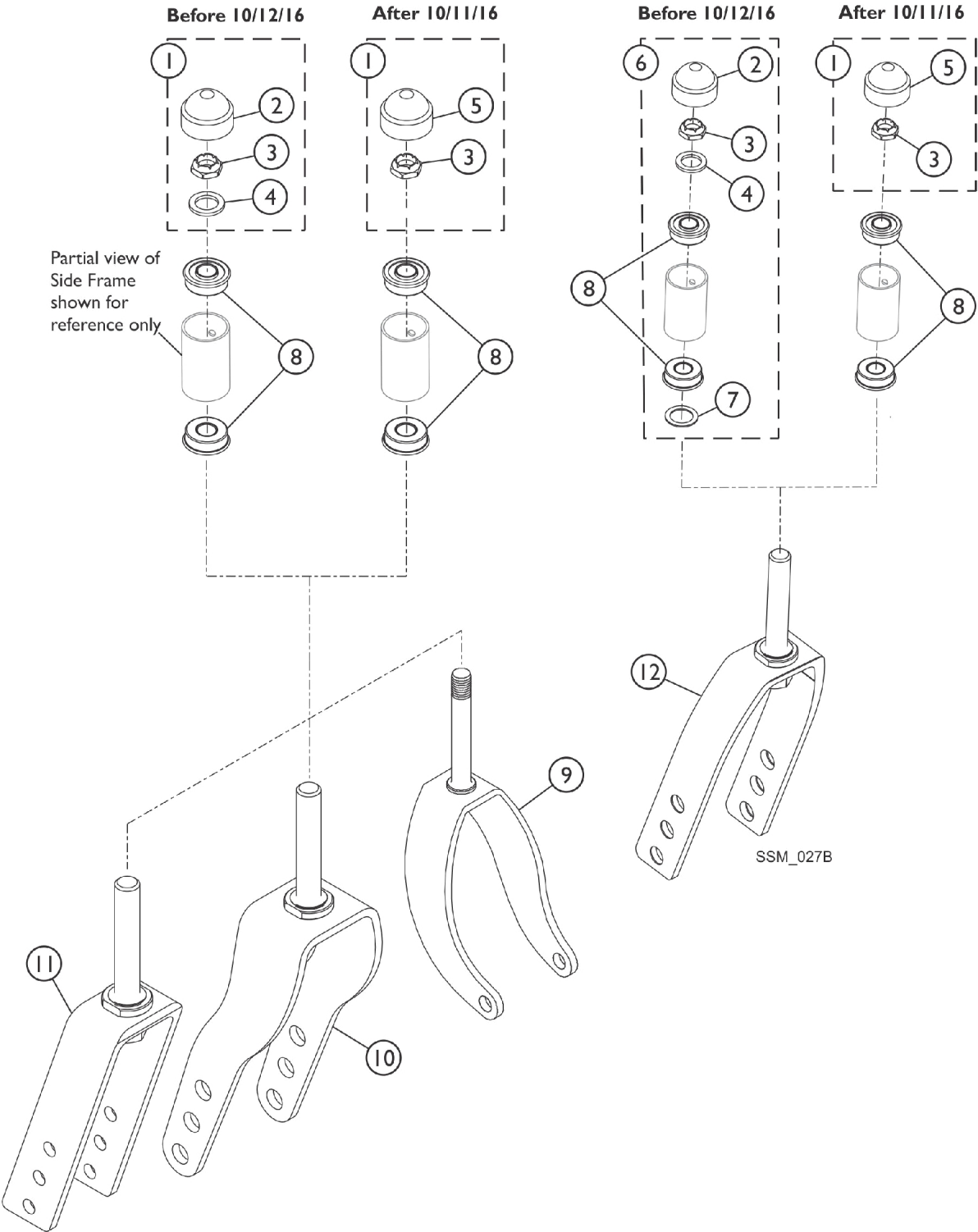
Part Number	Description	Quantity
1041541	Screws w/Washers	1 Pkg of 12

Back Upholstery Kits

Headrest Black Extension Tube and Upholstery Kits

Chair Width	Nylon	Vinyl
14" Wide	1133389	8881133384 See Note(s) A
16" Wide	1133390	8881133385 See Note(s) A
18" Wide	1133391	8881133386 See Note(s) A
19" Wide	1133394	8881133395 See Note(s) A
20" Wide	1133392	8881133387 See Note(s) A
22" Wide	1133393	8881133388 See Note(s) A
NOTE: A - Specify upholstery color when ordering. See category titled "Upholstery Colors and Frame Finishes".		
NOTE: Includes Black Headrest Extension Tube, Headrest Upholstery, Recliner Pillow and Hardware.		

Forks & Hardware



Forks & Hardware

Item Number	Note	Part Number	Description	Quantity Per	
				Package	Assembly
1	A,H	1033202	Kit, Fork Hardware (Pair)	1	1
2			Cap, Head Tube, Black	1	2
3			Locknut (1/2-20)	1	2
4			Washer, Nylon (5/8 x 1 x 3/32")	1	2
1	I,J	1194269	Kit, Fork Hardware (Pair)	1	1
3			Locknut (1/2-20)	1	2
5			Cap, Head Tube, Black	1	2
6	H,K	1089104	Kit, Fork Hardware (Pair)	1	1
2			Cap, Head Tube, Black	1	2
3			Locknut (1/2-20)	1	2
4			Washer, Nylon (5/8 x 1 x 3/32")	1	2
7			Washer, Steel (17/32 x 3/4 x 1/32")	1	2
7	B	1089102	Washer, Steel (17/32 x 3/4 x 1/32")	1	1
8	F,H	1001801	Bearing, Flange (1/2")	1	2
8	F,I	1192848	Bearing, Flange (5/8")	1	2
9	C	1075529	Fork and Stem, Steel, Black (8" Caster)	1	1
10	D	1111305	Fork and Stem Assembly, Steel, Black (8")	1	1
10	M	1195805	Fork and Stem Assembly, Steel, Black (8")	1	1
11	H	1037420	Fork and Stem Assembly, Black (6 x 1" Caster)	1	1
11	I	1194267	Fork and Stem Assembly, Black (6 x 1" Caster)	1	1
12	B,H	1089103	Fork and Stem, Aluminum, Black (8" Caster)	1	1
12	I	1194266	Fork and Stem, Aluminum, Black (8" Caster)	1	1
12	E,H	1056640	Fork and Stem Assembly, Black (8" & 6 x 2" Caster)	1	1
12	E,I	1192855	Fork and Stem Assembly, Black (8" & 6 x 2" Caster)	1	1
	G,H	1131189	Package, Head Tube Cap	10	1
	I	1192854	Cap, Head Tube, Black	1	1

NOTE: A - Includes items 2-4.
 B - This part is required on all Tracer SX5 Recliner Chairs and 20-22" Wide Non-Reclining Tracer SX5 Chairs.
 C - Tracer EX2 Chairs with Fixed Front Frames.
 D - Tracer EX2 Chairs with Swingaway Frames Before 03/20/17.
 E - Tracer SX5 Chairs, Non-Reclining, 14-18" Wide.
 F - Flanged bearings are not included in the side frame assemblies and (2) each are needed per side.
 G - Not Shown.
 H - Before 10/12/16
 I - After 10/11/16.
 J - Includes items 3 and 5. Washers are not required After 10/11/16.
 K - Includes items 2, 3, 4 and 7.
 M - Tracer EX2 Chairs with Swingaway Frames After 03/19/17.

Rear Wheels

NOTE: 5/8" Axle Wheels are used for fixed front frame models only.

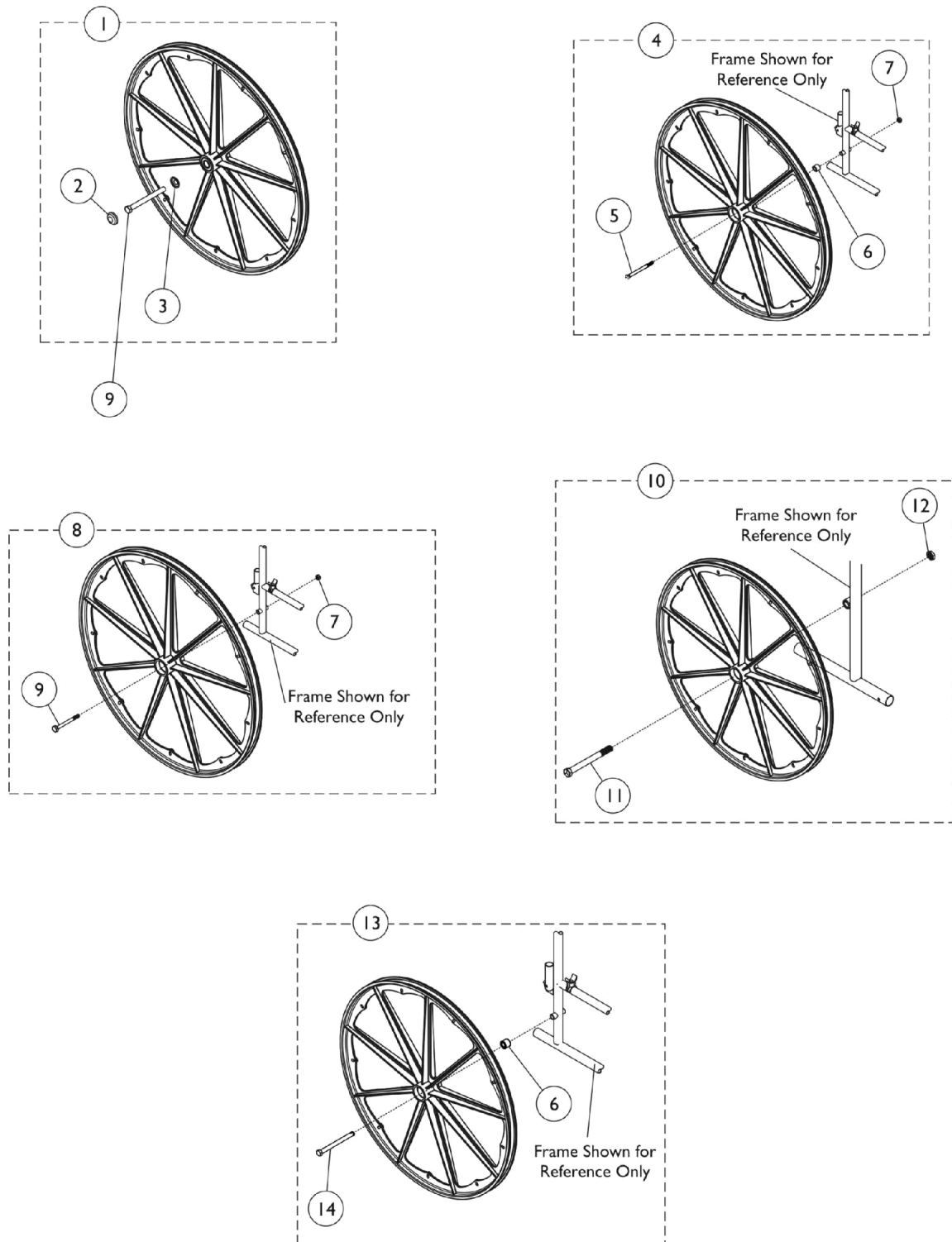
Wheel Style	Single Wheel Without Handrim	Tire	Tube/Insert	Bearing	Bearing Spacer	Flat Free Rim Plug
U2222 Composite Urethane 24 x 1" (9 Spoke) (5/8" Axle)	1080383-NLA See Note(s) A	1080400 See Note(s) A	Not Needed	40117X006	1019695-NLA	Not Needed
U2222C Composite Urethane 24 x 1" (9 Spoke) Low Profile (5/8" Axle)	1121043	1118209 See Note(s) B	Not Needed	40117X006	1019695-NLA	Not Needed
U2222 Composite Urethane 24 x 1" (9 Spoke) Low Profile (7/16" Axle)	1080378 See Note(s) C	1080400 See Note(s) C	Not Needed	40117X024	1015756	Not Needed
U2222C Composite Urethane 24 x 1" (9 Spoke) Low Profile (7/16" Axle)	1122726	1118209 See Note(s) B	Not Needed	40117X024	1015756	Not Needed
2244BK Composite Pneumatic 24 x 1-3/8" (5/8" Axle)	1034128	40176X060	40176X061	40117X006	1019695-NLA	Not Needed
4244BK Composite Pneumatic w/Flat Free 24 x 1-3/8" (5/8" Axle)	1034129	40176X060	Not Needed	40117X006	1019695-NLA	Not Needed
U1763BK Composite Urethane 20 x 1-1/4" (7/16" Axle)	1038555	1037774	Not Needed	40117X024	1015756	Not Needed

Rear Wheels

NOTE: 5/8" Axle Wheels are used for fixed front frame models only.

Wheel Style	Single Wheel Without Handrim	Tire	Tube/Insert	Bearing	Bearing Spacer	Flat Free Rim Plug
U1764BK Composite Urethane 22 x 1-3/8" (7/16" Axle)	1032115	1028250	Not Needed	40117X024	1015756	Not Needed
2244BK Composite Pneumatic 24 x 1-3/8" (7/16" Axle)	1025123	40176X060	40176X061	40117X024	1015756	Not Needed
4244BK Composite Pneumatic w/Flat Free 24 x 1-3/8" (7/16" Axle)	1025124	40176X060	1010906	40117X024	1015756	1030936
U2244BK Composite Urethane (7 Spoke) 24 x 1-1/4" (7/16" Axle)	1032117	1026904	Not Needed	40117X024	1015756	Not Needed
<p>NOTE: A - Non-Corded Tire replaced with a Corded Tire as of 11/16/09. Refer to Wheel Style U2222C part #1121043 for a wheel assembly or part #1118209 for a tire. For chairs manufactured before 11/16/09, it is recommended to order (2) each in quantity to match</p> <p>B - Corded Tires maybe more difficult to stretch over the wheel rim. The complete wheel assembly that has the tire and wheel rim preassembled maybe advisable.</p> <p>C - Non-Corded Tire replaced with a Corded Tire as of 11/16/09. Refer to Wheel Style U2222C part #1122726 for a wheel assembly or part #1118209 for a tire. For chairs manufactured before 11/16/09, it is recommended to order (2) each in quantity to match</p>						

Rear Wheel Hardware



Rear Wheel Hardware

Item Number	Note	Part Number	Description	Quantity Per	
				Package	Assembly
1	A	1047943	Kit, Rear Wheel Hub Hardware	1	1
2			Cap, Hub, Black	1	1
3			Washer, Caplugs (15/32" I.D. x 1-3/32" O.D.)	1	1
4	B,C	1034109-NLA	NLA - Kit, Rear Wheel Hardware, Conventional	1	1
5			Bolt, Hex Head Cap (7/16-20 x 5-1/8")	1	1
6			Spacer (7/16 x 5/8 x 1/2")	1	1
7			Locknut (7/16-20)	1	1
5		1085454	Bolt, Hex Head Cap (7/16-20 x 5-1/8")	1	1
6		1022671	Spacer (7/16 x 5/8 x 1/2")	1	1
7		1045608	Locknut (7/16-20)	1	1
8	D,E	1034106	Kit, Rear Wheel Hardware	1	1
7			Locknut (7/16-20)	1	1
9			Screw, Hex Head (7/16-20 x 4-1/2")	1	1
10	F	1043246	Kit, Rear Wheel Hardware	1	1
11			Locknut (5/8-18)	1	2
12			Screw, Hex Head (5/8-18 x 4")	1	2
13	H	1034113	Kit, Quick Release Rear Wheel Hardware, Conventional	1	1
6			Spacer (7/16 x 5/8 x 1/2")	1	1
14			Axle, Quick Release (7/16" x 5-7/16")	1	1
9		47203X029	Screw, Hex Head (7/16-20 x 4-1/2")	1	1
NOTE: A - Includes items 2 and 3. B - Kit includes items 5-7. KIT is No Longer Available. Must order the components separately along with 1047943. C - For use on SX5 Flip Back Arm Chairs or Removable Arm Chairs. D - Used on Permanent Arm Frame Chairs. E - Includes Items 7 and 9. F - Includes Items 11 and 12. Used for Fixed Front Frame Models only. H - Includes items 6 and 14.					

Rear Wheel and Handrim Assemblies

NOTE: Assemblies include (1) each per side: Wheel, Handrim and Attaching Hardware.

As of 8/11/15 Chrome Handrims were replaced by Alum. Clear Anodized and Alum. Black 34P was replaced by Alum. Black Anodized Handrims.

Rear Wheel and Handrim Assemblies - 24" Wheel with 5/8" Axle

5/8" axle rear wheels are used for fixed front frame models only.

Wheel Style	Description	Attachment Points	Part Number
U2222C	Assembly, Wheel 24", 5/8" Axle, Composite Urethane - Alum. Clear Anodized Handrim	6 PT.	1133297 See Note(s) B, A
U2222C	Assembly, Wheel 24", 5/8" Axle, Composite Urethane - Composite Handrim	9 PT.	1133298 See Note(s) A
U2222C	Assembly, Wheel 24", 5/8" Axle, Composite Urethane - Plastic Coated Handrim	6 PT.	1133299 See Note(s) A
U2244	Assembly, Wheel 24", 5/8" Axle, Composite Urethane - Alum. Clear Anodized Handrim	7 PT.	1133302 See Note(s) B
U2244	Assembly, Wheel 24", 5/8" Axle, Composite Urethane - Blk 34P Alum. Black Anodized Handrim	7 PT.	1133303 See Note(s) B
U2244	Assembly, Wheel 24", 5/8" Axle, Composite Urethane - Composite Handrim	7 PT.	1133304
U2244	Assembly, Wheel 24", 5/8" Axle, Composite Urethane - Plastic Coated Handrim	7 PT.	1133305
2244BK	Assembly, Wheel 24", 5/8" Axle, Composite Pneumatic - Alum. Clear Anodized Handrim	7 PT.	1133310 See Note(s) B
2244BK	Assembly, Wheel 24", 5/8" Axle, Composite Pneumatic - Alum. Black Anodized Handrim	7 PT.	1133311 See Note(s) B
2244BK	Assembly, Wheel 24", 5/8" Axle, Composite Pneumatic - Composite Handrim	7 PT.	1133312
2244BK	Assembly, Wheel 24", 5/8" Axle, Composite Pneumatic - Plastic Coated Handrim	7 PT.	1133313
4244BK	Assembly, Wheel 24", 5/8" Axle, Composite Pneumatic with Flat Free Insert - Alum. Clear Anodized Handrim	7 PT.	1133314 See Note(s) B

Rear Wheel and Handrim Assemblies

NOTE: Assemblies include (1) each per side: Wheel, Handrim and Attaching Hardware.

As of 8/11/15 Chrome Handrims were replaced by Alum. Clear Anodized and Alum. Black 34P was replaced by Alum. Black Anodized Handrims.

Rear Wheel and Handrim Assemblies - 24" Wheel with 5/8" Axle

5/8" axle rear wheels are used for fixed front frame models only.

Wheel Style	Description	Attachment Points	Part Number
4244BK	Assembly, Wheel 24", 5/8" Axle, Composite Pneumatic with Flat Free Insert - Alum. Black Anodized Handrim	7 PT.	1133315 See Note(s) B
4244BK	Assembly, Wheel 24", 5/8" Axle, Composite Pneumatic with Flat Free Insert - Composite Handrim	7 PT.	1133316
4244BK	Assembly, Wheel 24", 5/8" Axle, Composite Pneumatic with Flat Free Insert - Plastic Coated Handrim	7 PT.	1133317
NOTE: A - Non-Corded Tire 24 x 1" Low Profile Urethane Tire was replaced with a Corded Tire as of 11/16/09. For chairs manufactured before 11/16/09, it is recommended to order (2) ea. in quantity to match B - Chrome Handrims have been replaced with Alum. Clear Anodized Handrims. Alum. 34P Black Handrims have been replaced with Alum. Black Anodized Handrims. It is recommended to order in pairs to match.			

Rear Wheel and Handrim Assemblies

NOTE: Assemblies include (1) each per side: Wheel, Handrim and Attaching Hardware.

As of 8/11/15 Chrome Handrims were replaced by Alum. Clear Anodized and Alum. Black 34P was replaced by Alum. Black Anodized Handrims.

Rear Wheel and Handrim Assemblies - 20" Wheel with 7/16" Axle

Wheel Style	Description	Attachment Points	Part Number
U1763BK	Assembly, Wheel 20" 7/16" Axle, Composite Urethane - Alum. Clear Anodized Handrim	7 PT.	1133318 See Note(s) A
U1763BK	Assembly, Wheel 20" 7/16" Axle, Composite Urethane - Alum. Black Anodized Handrim	7 PT.	1133319 See Note(s) A
U1763BK	Assembly, Wheel 20" 7/16" Axle, Composite Urethane - Plastic Coated Handrim	7 PT.	1133320
NOTE: A - Chrome Handrims have been replaced with Alum. Clear Anodized Handrims. Alum. 34P Black Handrims have been replaced with Alum. Black Anodized Handrims. It is recommended to order in pairs to match.			

Rear Wheel and Handrim Assemblies - 22" Wheel with 7/16" Axle

Wheel Style	Description	Attachment Points	Part Number
U1764BK	Assembly, Wheel 22" 7/16" Axle, Composite Urethane - Alum. Clear Anodized Handrim	7 PT.	1133321 See Note(s) A
U1764BK	Assembly, Wheel 22" 7/16" Axle, Composite Urethane - Alum. Black Anodized Handrim	7 PT.	1133322 See Note(s) A
U1764BK	Assembly, Wheel 22" 7/16" Axle, Composite Urethane - Plastic Coated Handrim	7 PT.	1133323
NOTE: A - Chrome Handrims have been replaced with Alum. Clear Anodized Handrims. Alum. 34P Black Handrims have been replaced with Alum. Black Anodized Handrims. It is recommended to order in pairs to match.			

Rear Wheel and Handrim Assemblies

NOTE: Assemblies include (1) each per side: Wheel, Handrim and Attaching Hardware.

As of 8/11/15 Chrome Handrims were replaced by Alum. Clear Anodized and Alum. Black 34P was replaced by Alum. Black Anodized Handrims.

Rear Wheel and Handrim Assemblies - 24" Wheel with 7/16" Axle

Wheel Style	Description	Attachment Points	Part Number
U2222C	Assembly, Wheel 24", 7/16" Axle, Composite Urethane - Alum. Clear Anodized Handrim	6 PT.	1133306 See Note(s) A, B
U2222C	Assembly, Wheel 24", 7/16" Axle, Composite Urethane - Plastic Coated Handrim	6 PT.	1133307 See Note(s) A
U2222C	Assembly, Wheel 24", 7/16" Axle, Composite Urethane - Composite Handrim	9 PT.	1152229
2244BK	Assembly, Wheel 24", 7/16" Axle, Composite Pneumatic - Alum. Clear Anodized Handrim	7 PT.	1133324 See Note(s) B
2244BK	Assembly, Wheel 24", 7/16" Axle, Composite Pneumatic - Alum. Black Anodized Handrim	7 PT.	1133325 See Note(s) B
2244BK	Assembly, Wheel 24", 7/16" Axle, Composite Pneumatic - Composite Handrim	7 PT.	1133326
2244BK	Assembly, Wheel 24", 7/16" Axle, Composite Pneumatic - Plastic Coated Handrim	7 PT.	1133327
U2244BK	Assembly, Wheel 24", 7/16" Axle, Composite Urethane - Alum. Clear Anodized Handrim	7 PT.	1133332 See Note(s) B
U2244BK	Assembly, Wheel 24", 7/16" Axle, Composite Urethane - Alum. Black Anodized Handrim	7 PT.	1133333 See Note(s) B
U2244BK	Assembly, Wheel 24", 7/16" Axle, Composite Urethane - Composite Handrim	9 PT.	1080379 See Note(s) A
U2244BK	Assembly, Wheel 24", 7/16" Axle, Composite Urethane - Composite Handrim	7 PT.	1133334
4244BK	Assembly, Wheel 24", 7/16" Axle, Composite Pneumatic with Flat Free Insert - Alum. Black Anodized Handrim	7 PT.	1133328 See Note(s) B

Rear Wheel and Handrim Assemblies

NOTE: Assemblies include (1) each per side: Wheel, Handrim and Attaching Hardware.

As of 8/11/15 Chrome Handrims were replaced by Alum. Clear Anodized and Alum. Black 34P was replaced by Alum. Black Anodized Handrims.

Rear Wheel and Handrim Assemblies - 24" Wheel with 7/16" Axle

Wheel Style	Description	Attachment Points	Part Number
4244BK	Assembly, Wheel 24", 7/16" Axle, Composite Pneumatic with Flat Free Insert - Composite Handrim	7 PT.	1133329
4244BK	Assembly, Wheel 24", 7/16" Axle, Composite Pneumatic with Flat Free Insert - Alum. Clear Anodized Handrim	7 PT.	1133330 See Note(s) B
4244BK	Assembly, Wheel 24", 7/16" Axle, Composite Pneumatic with Flat Free Insert - Plastic Coated Handrim	N/A	1133331
NOTE: A - Non-Corded Tire 24 x 1" Low Profile Urethane Tire was replaced with a Corded Tire as of 11/16/09. For chairs manufactured before 11/16/09, it is recommended to order (2) ea. in quantity to match B - Chrome Handrims have been replaced with Alum. Clear Anodized Handrims. Alum. 34P Black Handrims have been replaced with Alum. Black Anodized Handrims. It is recommended to order in pairs to match.			

Non-Projection Handrims and Attaching Hardware

As of 8/11/15 Chrome Handrims were replaced by Alum. Clear Anodized and Alum. Black 34P was replaced by Alum. Black Anodized Handrims.

Composite (COM)

Wheel Style	Wheel Type	Handrim Only	Attaching Points	Attaching Hardware Kit
U2244BK	24" Composite Urethane Treaded Tire	1064036	7	1065790 See Note(s) A
2244BK	24" Composite Pneumatic Tire	1064036	7	1065790 See Note(s) A
4244BK	24" Composite Pneumatic w/Flat Free Insert	1064036	7	1065790 See Note(s) A
U2222	24" Composite Urethane Tire	1063919	9	1065791 See Note(s) A
NOTE: A - Hardware kit contains hardware for (1) handrim. See category titled, "Non-Projection Handrims Attaching Hardware" for more details.				

Chrome Plated (CHDRM)

Wheel Style	Wheel Type	Handrim Only	Attaching Points	Attaching Hardware Kit
U1763BK	20" Composite Urethane Tire	1019999	7	1025153 See Note(s) A
4763BK	20" Composite Pneumatic w/Flat Free Insert	1019999	7	1025153 See Note(s) A
U1764BK	22" Composite Urethane Tire	1020000	7	1025153 See Note(s) A
4764BK	22" Composite Pneumatic w/Flat Free Insert	1020000	7	1025153 See Note(s) A
U2222C	24" Composite Urethane Tire	1055272-NLA	6	1042074 See Note(s) A
2244BK	24" Composite Pneumatic Tire	1054966	7	1025153 See Note(s) A
U2244BK	24" Composite Urethane w/Treaded Tire	1054966	7	1025153 See Note(s) A
4244BK	24" Composite Pneumatic w/Flat Free Insert	1054966	7	1025153 See Note(s) A
NOTE: A - Hardware kit contains hardware for (1) handrim. See category titled, "Non-Projection Handrims Attaching Hardware" for more details.				
As of 8/11/15 Chrome Handrims were replaced by Alum. Clear Anodized and Alum. Black 34P was replaced by Alum. Black Anodized Handrims.				

Non-Projection Handrims and Attaching Hardware

As of 8/11/15 Chrome Handrims were replaced by Alum. Clear Anodized and Alum. Black 34P was replaced by Alum. Black Anodized Handrims.

Aluminum - Clear Anodized

Wheel Style	Wheel Type	Handrim Only	Attaching Points	Attaching Hardware Kit
U1763BK	20" Composite Urethane Tire	1183683	7	1025153 See Note(s) A
4763BK	20" Composite Pneumatic w/Flat Free Insert	1183683	7	1025153 See Note(s) A
U1764BK	22" Composite Urethane Tire	1183682	7	1025153 See Note(s) A
4764BK	22" Composite Pneumatic w/Flat Free Insert	1183682	7	1025153 See Note(s) A
U2222C/ U2222CT	24" Composite Urethane Tire	1183681	6	1042074 See Note(s) A
2244BK	24" Composite Pneumatic Tire	1183680	7	1025153 See Note(s) A
U2244BK	24" Composite Urethane w/Treaded Tire	1183680	7	1025153 See Note(s) A
4244BK	24" Composite Pneumatic w/Flat Free Insert	1183680	7	1025153 See Note(s) A
NOTE: A - Hardware kit contains hardware for (1) handrim. See category titled, "Non-Projection Handrims Attaching Hardware" for more details.				

Non-Projection Handrims and Attaching Hardware

As of 8/11/15 Chrome Handrims were replaced by Alum. Clear Anodized and Alum. Black 34P was replaced by Alum. Black Anodized Handrims.

Aluminum - Flat Black 34P

Wheel Type	Handrim Only	Attaching Points	Attaching Hardware Kit
U2222 24" Composite Urethane Tire	1120063-NLA See Note(s) B, A	6	1042074
2244BK 24" Composite Pneumatic Tire	1015406	7	1025153 See Note(s) A
4244BK 24" Composite Pneumatic w/Flat Free Insert	1015406	7	1025153 See Note(s) A
U2244BK 24" Composite Urethane Treaded Tire	1015406	7	1025153 See Note(s) A
4763BK 20" Composite Pneuematic w/Flat Free Insert	1020017	7	1025153 See Note(s) A
U1763BK 20" Composite Pneumatic w/Flat Free Insert	1020017	7	1025153 See Note(s) A
4764BK 22" Composite Pneumatic w/Flat Free Insert	1020018	7	1025153 See Note(s) A
U1764BK 22" Composite Urethane Tire	1020018	7	1025153 See Note(s) A
NOTE: A - Hardware kit contains enough hardware for (1) handrim. See category titled, "Non-Projection Handrims Attaching Hardware" for more details. B - NLA. See Black Anodized Handrim Chart and order part #1186220. As of 8/11/15 Chrome Handrims were replaced by Alum. Clear Anodized and Alum. Black 34P was replaced by Alum. Black Anodized Handrims.			

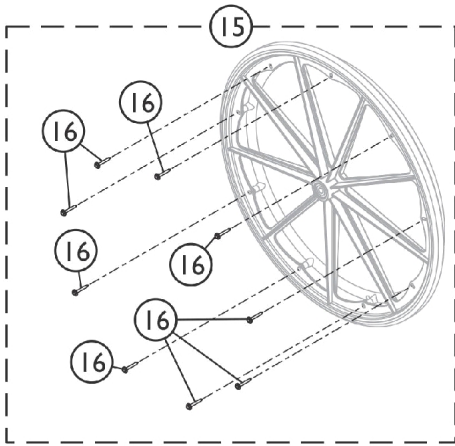
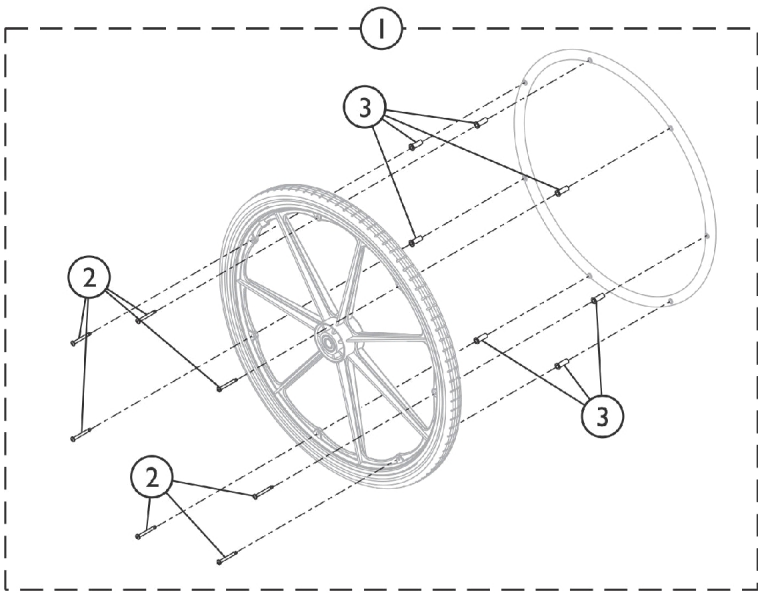
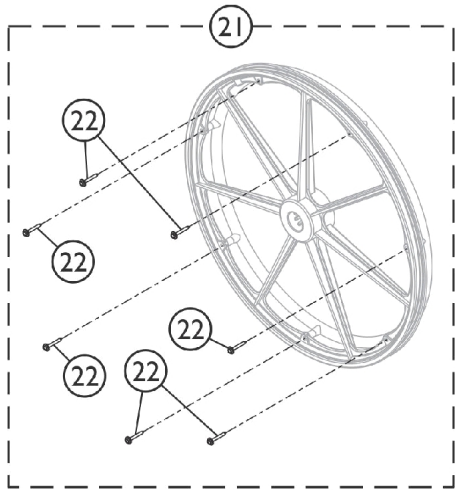
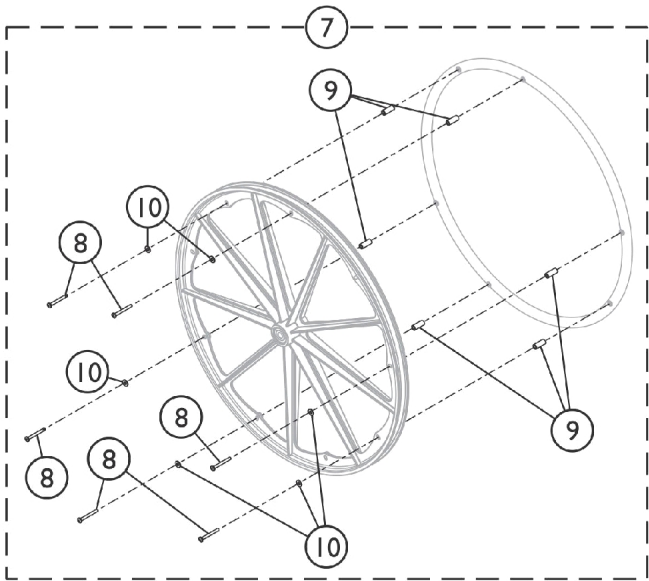
Non-Projection Handrims and Attaching Hardware

As of 8/11/15 Chrome Handrims were replaced by Alum. Clear Anodized and Alum. Black 34P was replaced by Alum. Black Anodized Handrims.

Aluminum - Black Anodized

Wheel Type	Handrim Only	Attaching Points	Attaching Hardware Kit
U2222 24" Composite Urethane Tire	1186220	6	1042074
2244BK 24" Composite Pneumatic Tire	1186219	7	1025153 See Note(s) A
4244BK 24" Composite Pneumatic w/Flat Free Insert	1186219	7	1025153 See Note(s) A
U2244BK 24" Composite Urethane Treaded Tire	1186219	7	1025153 See Note(s) A
4763BK 20" Composite Pneuematic w/Flat Free Insert	1186217	7	1025153 See Note(s) A
U1763BK 20" Composite Pneumatic w/Flat Free Insert	1186217	7	1025153 See Note(s) A
4764BK 22" Composite Pneumatic w/Flat Free Insert	1186218	7	1025153 See Note(s) A
U1764BK 22" Composite Urethane Tire	1186218	7	1025153 See Note(s) A
NOTE: A - Hardware kit contains enough hardware for (1) handrim. See category titled, "Non-Projection Handrims Attaching Hardware" for more details.			

Non-Projection Handrim Attaching Hardware

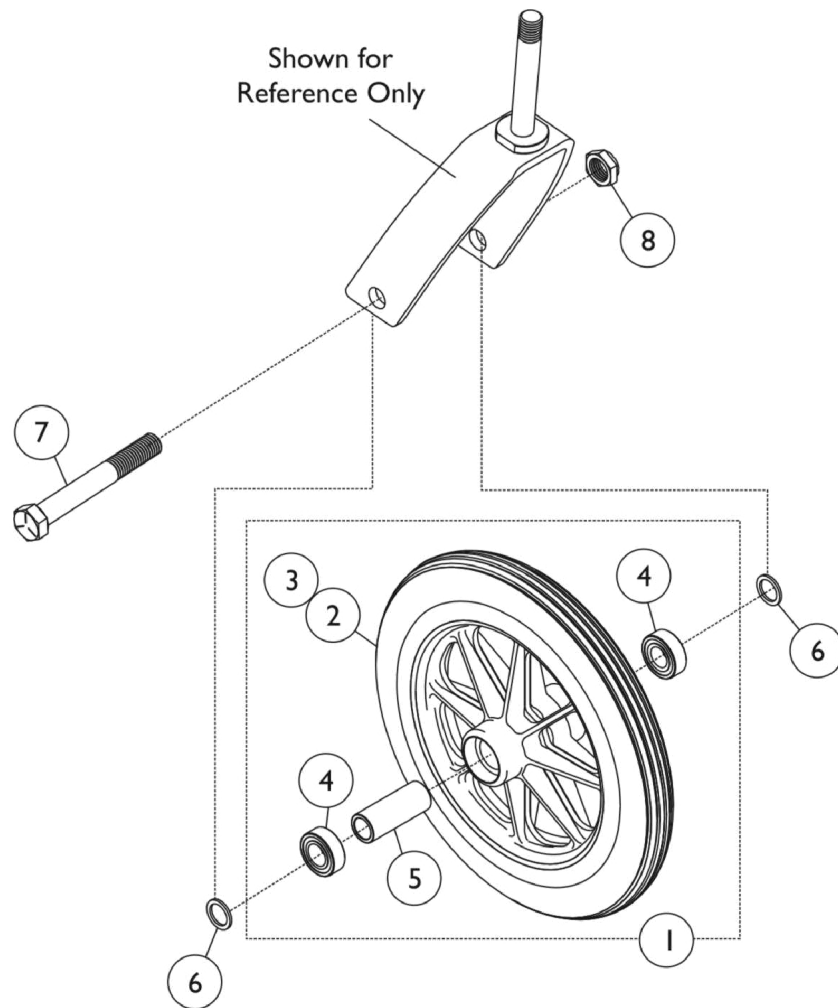


SSM_033A

Non-Projection Handrim Attaching Hardware

Item Number	Note	Part Number	Description	Quantity Per	
				Package	Assembly
1	A	1025153	Hardware, Handrim Attaching - 7 PT	1	1
2		1007375	Screw, Phillips Pan Head w/ Patch (#10-32 x 1-3/4")	1	7
3		1016438	Spacer (1/4 x 11/32 x 15/16")	1	7
7	B	1042074	Hardware, Handrim Attaching - 6 PT.	1	1
8		1007375	Screw, Phillips Pan Head w/ Patch (#10-32 x 1-3/4")	1	6
9		1012649	Spacer (3/16 x 3/8 x 15/16")	1	6
10	C	1013218	Washer (#10 Flat)	1	6
15		1065790	Hardware, Handrim Attaching - 7 PT.	1	1
16		1098755	Screw, Hex Head SEMS (#8-10 x 1-1/2")	1	7
21	D	1065791	Hardware, Handrim Attaching - 9 PT.	1	1
22		1098755	Screw, Hex Head SEMS (#8-10 x 1-1/2")	1	9
NOTE: A - Includes items 2 and 3. B - Includes items 8-10. C - Includes item 16. D - Includes item 22.					

Casters and Mounting Hardware



Casters and Mounting Hardware

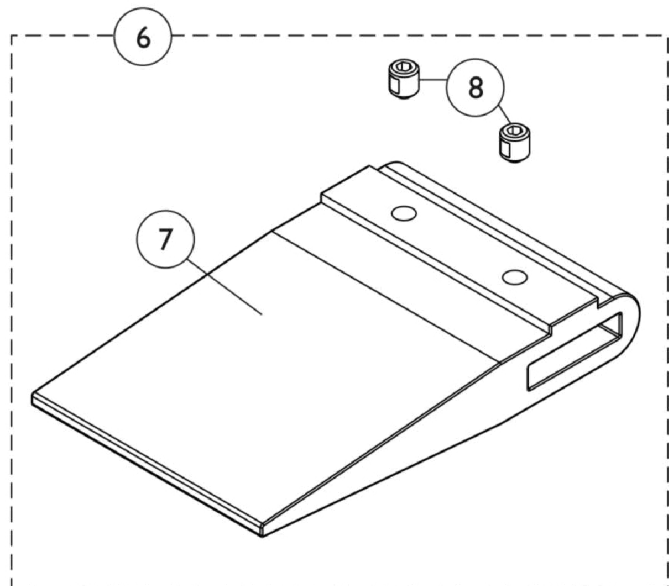
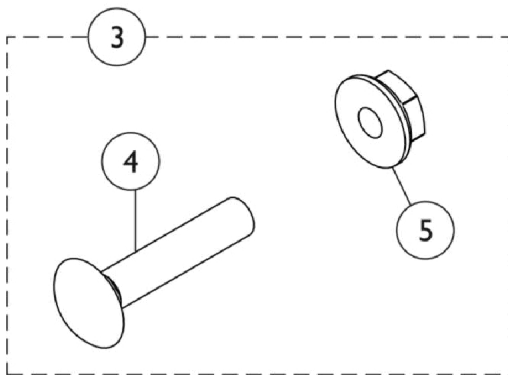
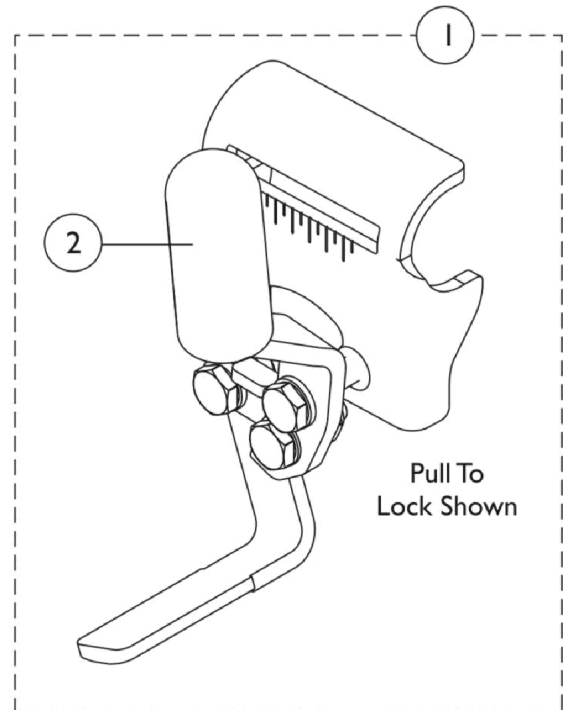
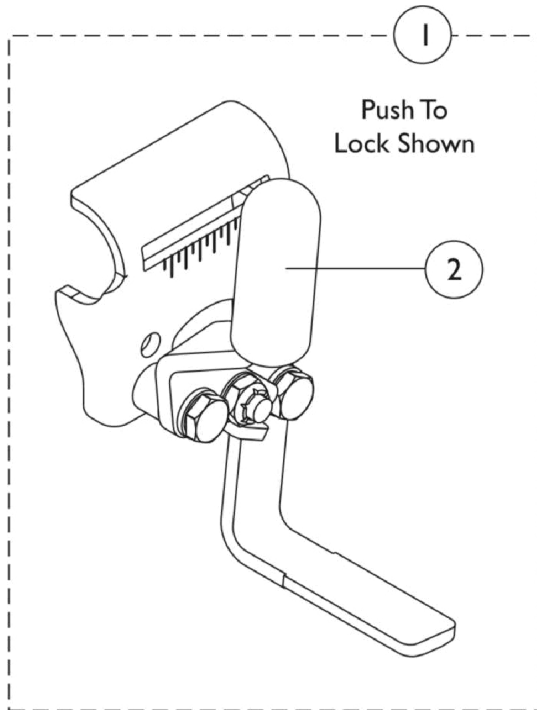
Part Description	AT902 Composite Urethane Dark Grey (6 x 1")	AT903 Composite Urethane (8 x 1-1/4")	1228 Composite Semi-Pneumatic (8 x 1-3/4")	1252 Composite Pneumatic (8 x 1-1/4")
#1 Wheel Assembly	1034352 See Note(s) B, A	1058649 See Note(s) A	1070811 See Note(s) A	1041692 See Note(s) A
#2 Tire	N/A	1038157	N/A	40176X040
#3 Tube or Insert	N/A	N/A	N/A	40176X041
#4 Bearing	N/A	1010810	1006049	1010810
#5 Bearing Spacer	N/A	1020592	1020592	1020592
#6 Washer	1053202	N/A	1016032	1016032
#7 Axle	40317X002	57667P007	57667P007	57667P007
#8 Locknut	1107321	20225X000	20225X000	20225X000
NOTE: A - Includes items 2-5. B - Consists of (2) Casters.				

Casters and Mounting Hardware

Part Description	4252 Composite Pneumatic W/Flat Free (8 x 1-1/4")	1255 Composite Solid Rubber Dark Grey (8 x 1")	1228BK Composite Semi-Pneumatic Dark Grey (8 x 1-3/4")
#1 Wheel Assembly	1041688 See Note(s) A	1144243 See Note(s) A	1119532 See Note(s) A
#2 Tire	40176X040	Available thru Kit Only	N/A
#3 Tube or Insert	1010904-NLA	N/A	N/A
#4 Bearing	1010810	Available thru Kit Only	1006049
#5 Bearing Spacer	1020592	Available thru Kit Only	1020592
#6 Washer	1016032	N/A	1016032
#7 Axle	57667P007	57667P007	57667P007
#8 Locknut	20225X000	20225X000	20225X000
NOTE: A - Includes items 2-5.			

Link-Pivot Style Wheel Locks

9690B/9691B Permanent Arm - EXIFF, EXI, EXFF, EX2 (Before 8/15/03)



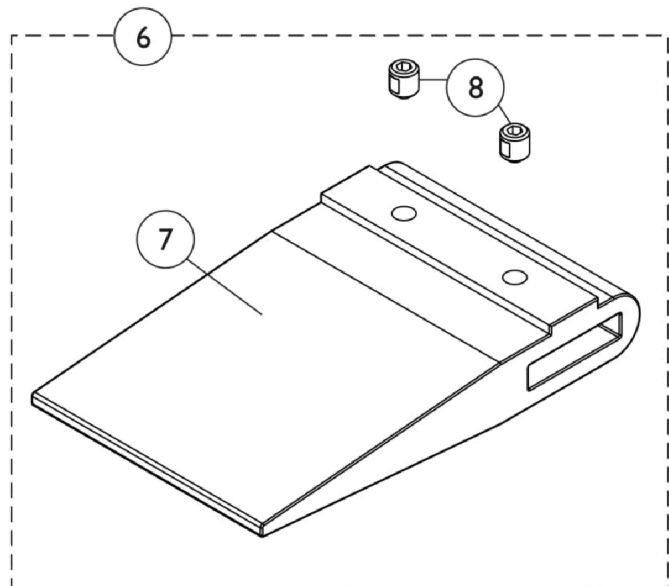
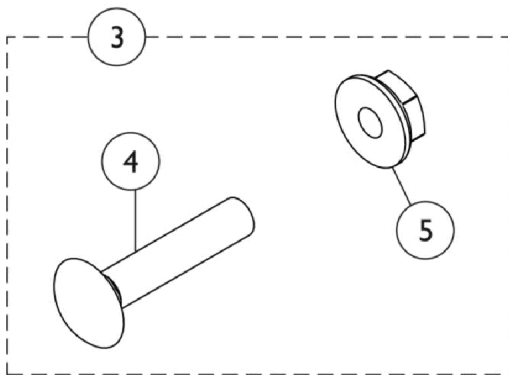
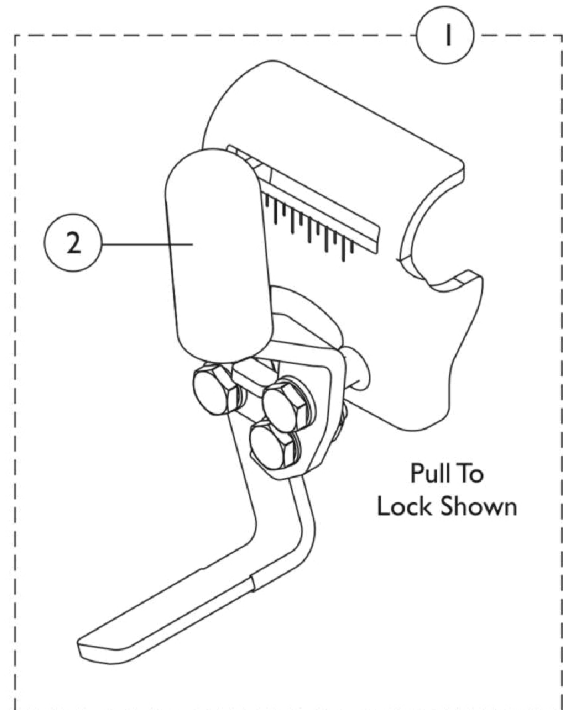
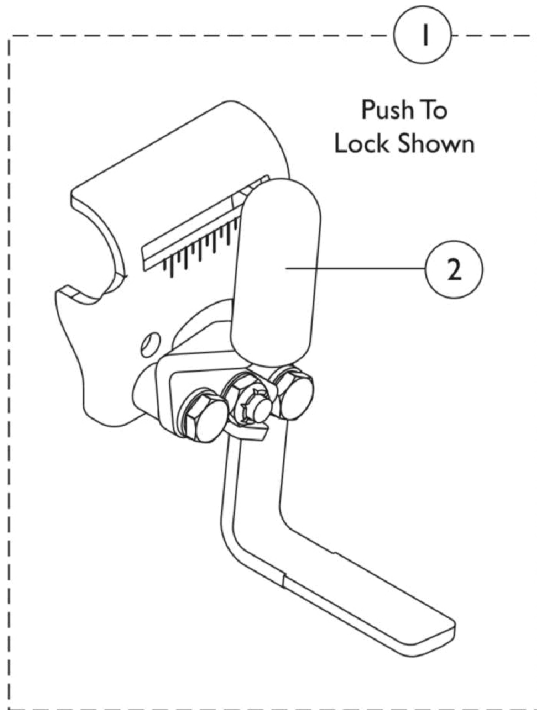
Link-Pivot Style Wheel Locks

9690B/9691B Permanent Arm - EXIFF, EXI, EXFF, EX2 (Before 8/15/03)

Item Number	Note	Part Number	Description	Quantity Per	
				Package	Assembly
1	A	1111924	Wheel Lock Assembly, Push to Lock, Black - Right	1	1
1	A	1111925	Wheel Lock Assembly, Push to Lock, Black - Left	1	1
1	B	1111926	Wheel Lock Assembly, Pull to Lock, Black - Right	1	1
1	B	1111927	Wheel Lock Assembly, Pull to Lock, Black - Left	1	1
2		47376X024	Tip, Rubber Wheel Lock Handle, Black	1	1
3	F	1017677	Kit, Hardware, Wheel Lock (Pair)	1	1
4			Bolt, Carriage (1/4-20 x 1-1/4")	1	2
5			Nut, Hex Flang (1/4-20)	1	2
6	C,G,H	1048656	Kit, Wheel Lock Shoe Spacer	1	1
7			Spacer, Wheel Lock Shoe (1-45/64")	1	1
8			Screw, Set Socket Cup Point (#8-32 x 3/16")	1	2
6	D,G,H	1067279	Kit, Wheel Lock Shoe Spacer	1	1
7			Spacer, Wheel Lock Shoe (2-7/16")	1	1
8			Screw, Set Socket Cup Point (#8-32 x 3/16")	1	2
6	E,G	1037421	Kit, Wheel Lock Shoe Spacer, 20" Rear Wheels (Pair)	1	1
7			Spacer, Wheel Lock Shoe (2-63/64")	1	2
8			Screw, Set Socket Cup Point (#8-32 x 3/16")	1	4
	J	1058900	Wheel Lock Extension Handle Assembly, Black (8")	1	1
NOTE: A - Used with Adult Style Chairs. B - Used with Hemi Style Chairs. C - Required for Chairs with 22" Rear Wheels without an Amputee Attachment. D - Required for Chairs with 22" or 24" Rear Wheels with an Amputee Attachment. E - Required for Chairs with 20" Rear Wheels. Shoe Spacer is used with or without an Amputee Attachment. F - Includes items 4 and 5. G - Includes items 7 and 8. H - Kit quantity covers one side of chair only. J - Not Shown. Includes Extension Handle (1) and Rubber Tip (1). Chrome is No Longer Available.					

Link-Pivot Style Wheel Locks

9690B/9691B Removable Arm - EX1, EX2, SX5RC & Flip Back Arm - SX5



Link-Pivot Style Wheel Locks

9690B/9691B Removable Arm - EX1, EX2, SX5RC & Flip Back Arm - SX5

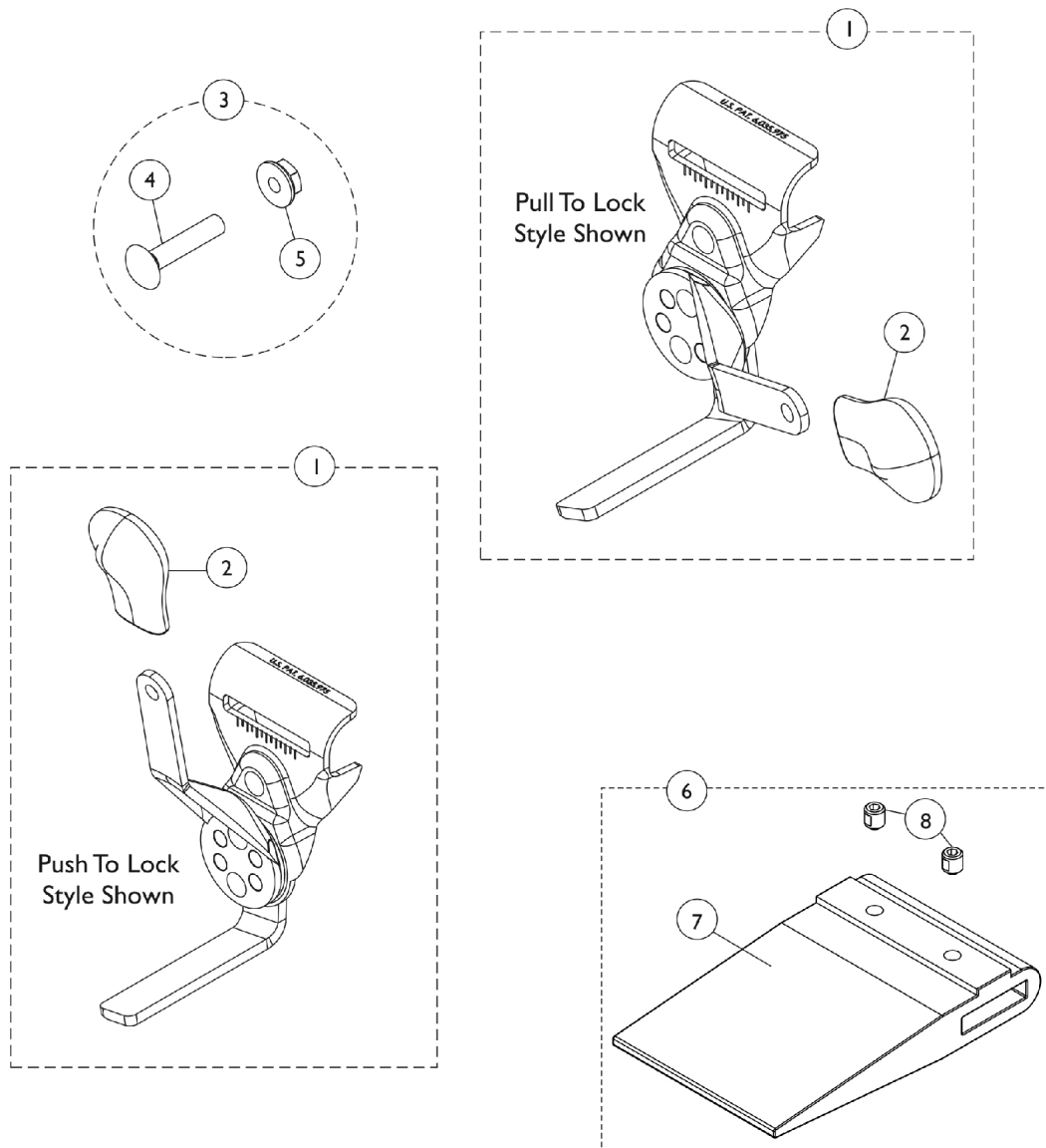
Item Number	Note	Part Number	Description	Quantity Per	
				Package	Assembly
1		1101452	Wheel Lock Assembly, Push to Lock, Black - Right	1	1
1		1101453	Wheel Lock Assembly, Push to Lock, Black - Left	1	1
1		1101454	Wheel Lock Assembly, Pull to Lock, Black - Right	1	1
1		1101455	Wheel Lock Assembly, Pull to Lock, Black - Left	1	1
2		47376X024	Tip, Rubber Wheel Lock Handle, Black	1	1
3	A	1017677	Kit, Hardware, Wheel Lock (Pair)	1	1
4			Bolt, Carriage (1/4-20 x 1-1/4")	1	2
5			Nut, Hex Flang (1/4-20)	1	2
6	B,C,G	1067279	Kit, Wheel Lock Shoe Spacer	1	1
7			Spacer, Wheel Lock Shoe (2-7/16")	1	1
8			Screw, Set Socket Cup Point (#8-32 x 3/16")	1	2
6	B,D,G	1048656	Kit, Wheel Lock Shoe Spacer	1	1
7			Spacer, Wheel Lock Shoe (1-45/64")	1	1
8			Screw, Set Socket Cup Point (#8-32 x 3/16")	1	2
6	B,F	1037421	Kit, Wheel Lock Shoe Spacer, 20" Rear Wheels (Pair)	1	1
			Spacer, Wheel Lock Shoe (2-63/64")	1	2
			Screw, Set Socket Cup Point (#8-32 x 3/16")	1	4
	E	1058900	Wheel Lock Extension Handle Assembly, Black (8")	1	1
NOTE: A - Includes items 4 and 5. B - Includes items 7 and 8. C - Required for chairs with 22" or 24" rear wheels with amputee attachment or SX5RC with 24" rear wheels. D - Required for chairs with 22" rear wheels without an amputee attachment E - Not shown. Includes: 1 each Extension Handle and Rubber Tip. Chrome is No Longer Available. F - Required for chairs with 20" rear wheels. Shoe spacer is used with or without an amputee attachment G - Kit quantity covers one side only.					

Disk Style Wheel Locks

9690/9691 Removable Arm - EX1, SX5RC (8/15/03 - 4/16/07)

9690/9691 Flip Back Arm - EX2, SX5 (8/15/03 - 4/14/07)

NOTE: Push to Lock Wheel Lock is used on an Adult style wheelchair. Pull to Lock Wheel Lock is used on a Hemi style wheelchair. Disk Wheel Locks changed from standard on-chair to optional starting 4/15/07 with the EX2 & SX5 Non-Recliner Models.



Disk Style Wheel Locks

9690/9691 Removable Arm - EX1, SX5RC (8/15/03 - 4/16/07)

9690/9691 Flip Back Arm - EX2, SX5 (8/15/03 - 4/14/07)

NOTE: Push to Lock Wheel Lock is used on an Adult style wheelchair. Pull to Lock Wheel Lock is used on a Hemi style wheelchair. Disk Wheel Locks changed from standard on-chair to optional starting 4/15/07 with the EX2 & SX5 Non-Recliner Models.

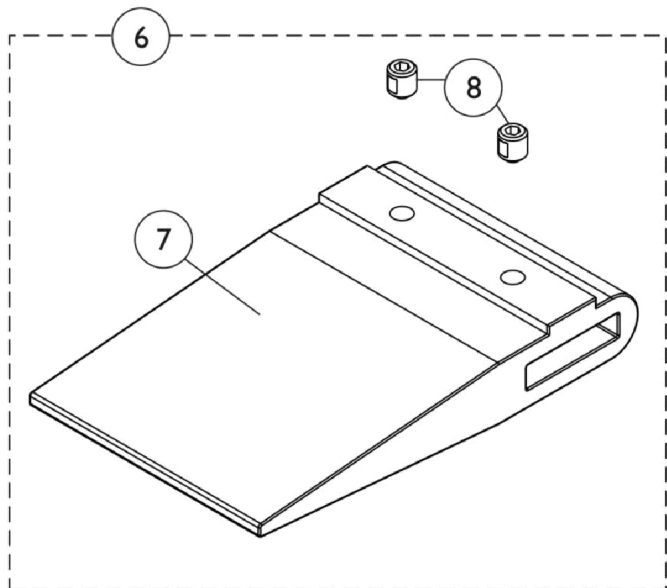
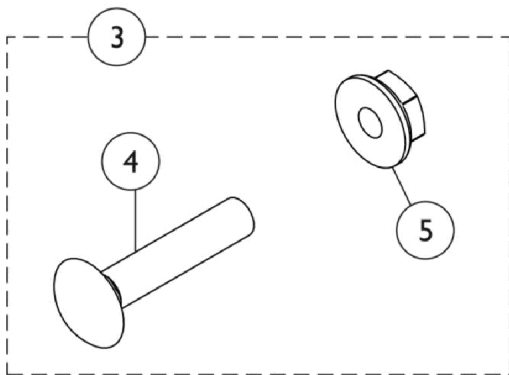
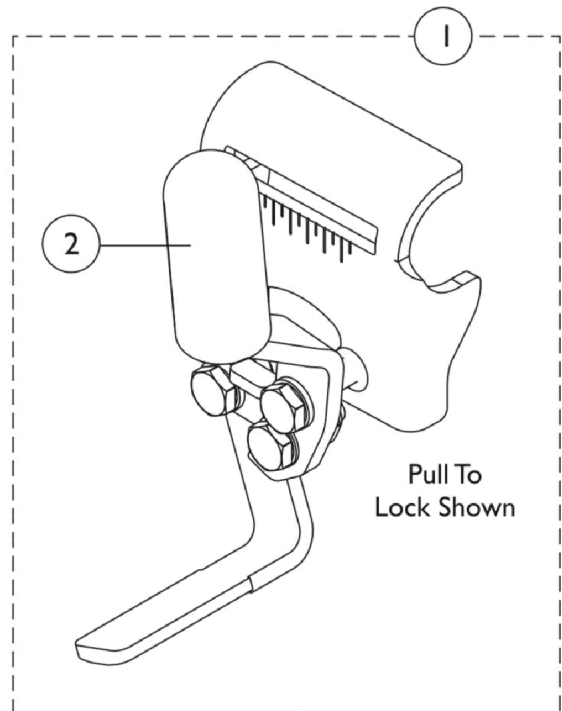
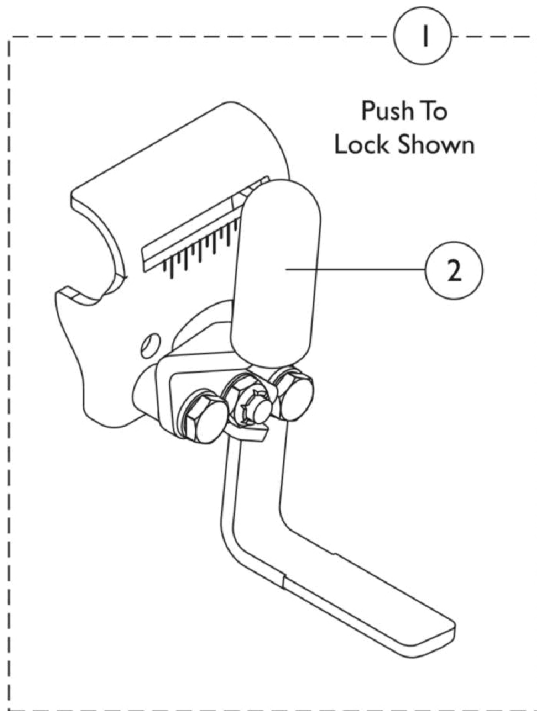
Item Number	Note	Part Number	Description	Quantity Per	
				Package	Assembly
1	A,K,K1, K2	1110227-NLA	NLA - Wheel Lock Assembly, Disk Pull to Lock, Black - Right	1	1
1	A,K,K1, K2	1110228-NLA	NLA - Wheel Lock Assembly, Disk Pull to Lock, Black - Left	1	1
1	B,K,K1, K2	1110225-NLA	NLA - Wheel Lock Assembly, Disk Push to Lock, Black - Right	1	1
1	B,K,K1, K2	1110226-NLA	NLA - Wheel Lock Assembly, Disk Push to Lock, Black - Left	1	1
2		1110160-NLA	NLA - Tip, Plastic Wheel Lock Handle, Black	1	1
3	C	1017677	Kit, Hardware, Wheel Lock (Pair)	1	1
4			Nut, Hex Flang (1/4-20)	1	2
5			Bolt, Carriage (1/4-20 x 1-1/4")	1	2
6	E,H,I	1067279	Kit, Wheel Lock Shoe Spacer	1	1
7			Spacer, Wheel Lock Shoe (2-7/16")	1	1
8			Screw, Set Socket Cup Point (#8-32 x 3/16")	1	2
6	F,H,I	1048656	Kit, Wheel Lock Shoe Spacer	1	1
7			Spacer, Wheel Lock Shoe (1-45/64")	1	1
8			Screw, Set Socket Cup Point (#8-32 x 3/16")	1	2
6	G,I	1037421	Kit, Wheel Lock Shoe Spacer, 20" Rear Wheels (Pair)	1	1
7			Spacer, Wheel Lock Shoe (2-63/64")	1	2
8			Screw, Set Socket Cup Point (#8-32 x 3/16")	1	4
	D	1058900	Wheel Lock Extension Handle Assembly, Black (8")	1	1
	J	1101452	Wheel Lock Assembly, Push to Lock, Black - Right	1	1
	J	1101453	Wheel Lock Assembly, Push to Lock, Black - Left	1	1
	J	1101454	Wheel Lock Assembly, Pull to Lock, Black - Right	1	1
	J	1101455	Wheel Lock Assembly, Pull to Lock, Black - Left	1	1

NOTE: A - Pull to Lock style wheel locks are used on Hemi style wheelchairs.
 B - Push to Lock style wheel locks are used on Adult style wheelchairs.
 C - Includes (2) each of items 3 and 4.
 D - Not shown. Includes: 1 each Extension Handle and Rubber Tip. Use for Disk-Style Wheel Locks.
 E - Required for chairs with 22" or 24" rear wheels with amputee attachment or SX5RC with 24" wheels
 F - Required for chairs with 22" rear wheels without an amputee attachment.
 G - Required for chairs with 20" rear wheels. Shoe spacer is used with or without an amputee attachment
 H - Kit quantity covers one side only.
 I - Includes items 7 and 8
 J - Not Shown.
 K - Disk Style Wheel Locks are no longer available as a Service Part. Must convert to Link-Pivot Style Wheel Locks listed.
 Order Right/Left side to match. For EX1/SX5RC w/ Removable Arms or EX2/SX5 w/ Flip Back Arms use part #'s 1101452/1101453 (Push to Lock)
 K1 - or 1101454/1101455 (Pull to Lock). Can use existing attaching hardware.
 K2 - Additional Wheel Lock information can be found under categories titled "Wheel Locks - Link-Pivot Style, Removable Arm - EX1, SX5RC (After 4/16/07)" or "Wheel Locks - Link-Pivot Style, Flip Back Arm - EX2, SX5 (After 4/14/07)".

Link-Pivot Style Wheel Locks

9690B/9691B, Permanent Arm - EXIFF, EXI (After 4/16/07)

9690B/9691B, Permanent Arm - EXFF, EX2 (After 4/14/07)



Link-Pivot Style Wheel Locks

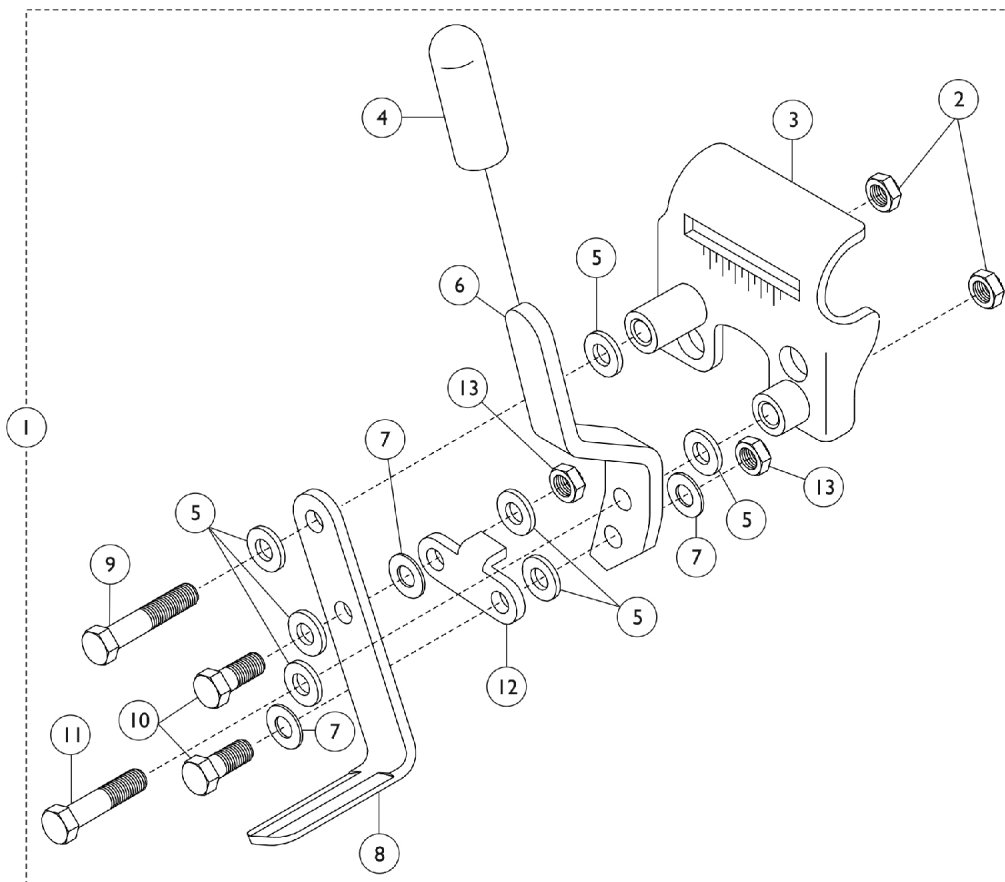
9690B/9691B, Permanent Arm - EXIFF, EXI (After 4/16/07)

9690B/9691B, Permanent Arm - EXFF, EX2 (After 4/14/07)

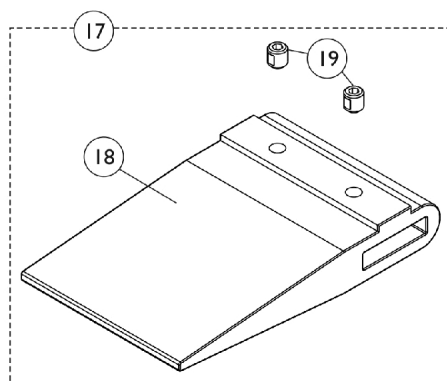
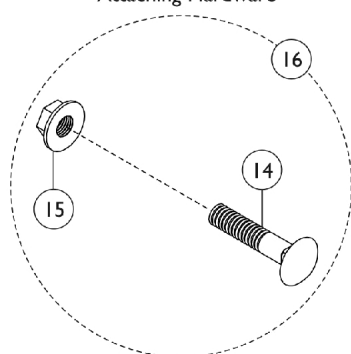
Item Number	Note	Part Number	Description	Quantity Per	
				Package	Assembly
1	A	1111924	Wheel Lock Assembly, Push to Lock, Black - Right	1	1
1	A	1111925	Wheel Lock Assembly, Push to Lock, Black - Left	1	1
1	B	1111926	Wheel Lock Assembly, Pull to Lock, Black - Right	1	1
1	B	1111927	Wheel Lock Assembly, Pull to Lock, Black - Left	1	1
2		47376X024	Tip, Rubber Wheel Lock Handle, Black	1	1
3	F	1017677	Kit, Hardware, Wheel Lock (Pair)	1	1
4			Bolt, Carriage (1/4-20 x 1-1/4")	1	2
5			Nut, Hex Flang (1/4-20)	1	2
6	C,G,H	1048656	Kit, Wheel Lock Shoe Spacer	1	1
7			Spacer, Wheel Lock Shoe (1-45/64")	1	1
8			Screw, Set Socket Cup Point (#8-32 x 3/16")	1	2
6	D,G,H	1067279	Kit, Wheel Lock Shoe Spacer	1	1
7			Spacer, Wheel Lock Shoe (2-7/16")	1	1
8			Screw, Set Socket Cup Point (#8-32 x 3/16")	1	2
6	E,G	1037421	Kit, Wheel Lock Shoe Spacer, 20" Rear Wheels (Pair)	1	1
			Spacer, Wheel Lock Shoe (2-63/64")	1	2
			Screw, Set Socket Cup Point (#8-32 x 3/16")	1	4
	J	1058900	Wheel Lock Extension Handle Assembly, Black (8")	1	1
NOTE: A - Used with Adult Style Chairs. B - Used with Hemi Style Chairs. C - Required for Chairs with 22" Rear Wheels without an Amputee Attachment. D - Required for Chairs with 22" or 24" Rear Wheels with an Amputee Attachment. E - Required for Chairs with 20" Rear Wheels. Shoe Spacer is used with or without an Amputee Attachment. F - Includes items 4 and 5. G - Included items 7 and 8. H - Kit quantity covers one side of Chair only. J - Not Shown. Includes Extension Handle (1) and Rubber Tip (1). Chrome is No Longer Available.					

Link-Pivot Style Wheel Locks

9690B/9691B Removable Arm - EXI, SX5RC (After 4/16/07)



Attaching Hardware



Link-Pivot Style Wheel Locks

9690B/9691B Removable Arm - EXI, SX5RC (After 4/16/07)

Item Number	Note	Part Number	Description	Quantity Per	
				Package	Assembly
1	A	1101452	Wheel Lock Assembly, Push to Lock, Black - Right	1	1
1	A	1101453	Wheel Lock Assembly, Push to Lock, Black - Left	1	1
1	A	1101454	Wheel Lock Assembly, Pull to Lock, Black - Right	1	1
1	A	1101455	Wheel Lock Assembly, Pull to Lock, Black - Left	1	1
2		1025195	Locknut (1/4-20)	1	1
3		1053284	Bracket, Mounting, Black - Right	1	1
3		1053285	Bracket, Mounting, Black - Left	1	1
4		47376X024	Tip, Rubber Wheel Lock Handle, Black	1	1
5		1026033	Washer, Nylon (1/4 x 1/2 x 1/16")	1	7
6		1102134	Handle, Push/ Lock, Black - Right	1	1
6		1102135	Handle, Push/ Lock, Black - Left	1	1
6		1031780-NLA	NLA - Handle, Pull/ Lock, Black - Right	1	1
6		1031781-NLA	NLA - Handle, Pull/ Lock, Black - Left	1	1
7		1026103	Washer, Nylon (1/4 x 1/2 x 1/32")	1	3
8		1102133	Shoe, Wheel Lock	1	1
9		1030949	Screw, Hex Head (1/4-20 x 1-1/2")	1	1
10		1028687	Screw, Hex Head (1/4-28 x 3/4")	1	2
11		1021406	Screw, Hex Head (1/4-20 x 1-1/4")	1	1
12		1102132-NLA	NLA - Link, Black	1	1
13		1025765	Locknut (1/4-28)	1	1
14		1021402	Bolt, Carriage (1/4-20 x 1-1/4")	1	2
15		1021403	Nut, Hex Flang (1/4-20)	1	1
16	B	1017677	Kit, Hardware, Wheel Lock (Pair)	1	1
			Bolt, Carriage (1/4-20 x 1-1/4")	1	2
			Nut, Hex Flang (1/4-20)	1	2
17	E,H,I	1067279	Kit, Wheel Lock Shoe Spacer	1	1
18			Spacer, Wheel Lock Shoe (2-7/16")	1	1
19			Screw, Set Socket Cup Point (#8-32 x 3/16")	1	2
17	F,H,I	1048656	Kit, Wheel Lock Shoe Spacer	1	1
18			Spacer, Wheel Lock Shoe (1-45/64")	1	1
19			Screw, Set Socket Cup Point (#8-32 x 3/16")	1	2
17	G,I	1037421	Kit, Wheel Lock Shoe Spacer, 20" Rear Wheels (Pair)	1	1
18			Spacer, Wheel Lock Shoe (2-63/64")	1	2
19			Screw, Set Socket Cup Point (#8-32 x 3/16")	1	4
	D	1058899	Wheel Lock Extension Handle Assembly, Black (6")	1	1
	C,D	00078X021	Instruction Sheet, Wheel Lock	1	1

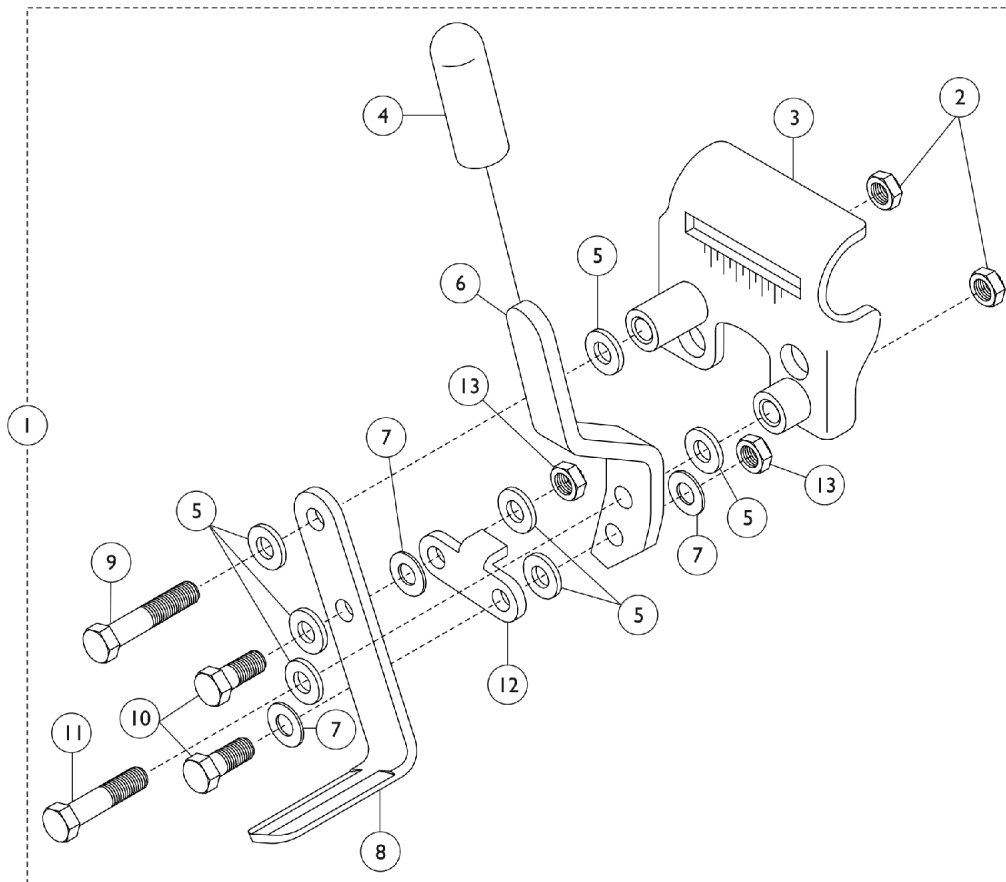
Link-Pivot Style Wheel Locks

9690B/9691B Removable Arm - EXI, SX5RC (After 4/16/07)

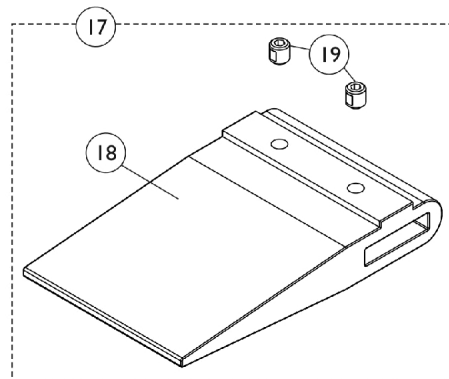
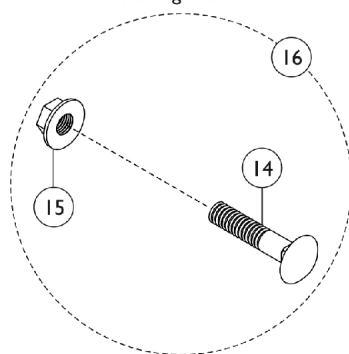
NOTE: A - Includes Items 2 - 13.
B - Includes Items 14 and 15
C - Includes: Handles, Tips, Cords, and Washers.
D - Not shown. Includes: 1 each Extension Handle and Rubber Tip
E - Required for chairs with 22" or 24" rear wheels with amputee attachment or SX5 recliner with 24" wheels
F - Required for chairs with 22" rear wheels without an amputee attachment.
G - Required for chairs with 20" rear wheels. Shoe spacer is used with or without an amputee attachment
H - Kit quantity covers one side only.
I - Includes items 18 and 19.

Link-Pivot Style Wheel Locks

Flip Back Arm - EX2, SX5 (After 4/14/07)



Attaching Hardware



Link-Pivot Style Wheel Locks

Flip Back Arm - EX2, SX5 (After 4/14/07)

Item Number	Note	Part Number	Description	Quantity Per	
				Package	Assembly
1	A	1101452	Wheel Lock Assembly, Push to Lock, Black - Right	1	1
1	A	1101453	Wheel Lock Assembly, Push to Lock, Black - Left	1	1
1	A	1101454	Wheel Lock Assembly, Pull to Lock, Black - Right	1	1
1	A	1101455	Wheel Lock Assembly, Pull to Lock, Black - Left	1	1
2		1025195	Locknut (1/4-20)	1	1
3		1053284	Bracket, Mounting, Black - Right	1	1
3		1053285	Bracket, Mounting, Black - Left	1	1
4		47376X024	Tip, Rubber Wheel Lock Handle, Black	1	1
5		1026033	Washer, Nylon (1/4 x 1/2 x 1/16")	1	7
6		1102134	Handle, Push/ Lock, Black - Right	1	1
6		1102135	Handle, Push/ Lock, Black - Left	1	1
6		1031780-NLA	NLA - Handle, Pull/ Lock, Black - Right	1	1
6		1031781-NLA	NLA - Handle, Pull/ Lock, Black - Left	1	1
7		1026103	Washer, Nylon (1/4 x 1/2 x 1/32")	1	3
8		1102133	Shoe, Wheel Lock	1	1
9		1030949	Screw, Hex Head (1/4-20 x 1-1/2")	1	1
10		1028687	Screw, Hex Head (1/4-28 x 3/4")	1	2
11		1021406	Screw, Hex Head (1/4-20 x 1-1/4")	1	1
12		1102132-NLA	NLA - Link, Black	1	1
13		1025765	Locknut (1/4-28)	1	1
14		1021402	Bolt, Carriage (1/4-20 x 1-1/4")	1	2
15		1021403	Nut, Hex Flang (1/4-20)	1	1
16	B	1017677	Kit, Hardware, Wheel Lock (Pair)	1	1
			Bolt, Carriage (1/4-20 x 1-1/4")	1	2
			Nut, Hex Flang (1/4-20)	1	2
17	E,H,I	1067279	Kit, Wheel Lock Shoe Spacer	1	1
18			Spacer, Wheel Lock Shoe (2-7/16")	1	1
19			Screw, Set Socket Cup Point (#8-32 x 3/16")	1	2
17	F,H,I	1048656	Kit, Wheel Lock Shoe Spacer	1	1
18			Spacer, Wheel Lock Shoe (1-45/64")	1	1
19			Screw, Set Socket Cup Point (#8-32 x 3/16")	1	2
17	I,G	1037421	Kit, Wheel Lock Shoe Spacer, 20" Rear Wheels (Pair)	1	1
18			Spacer, Wheel Lock Shoe (2-63/64")	1	2
19			Screw, Set Socket Cup Point (#8-32 x 3/16")	1	4
	C,D	1058899	Wheel Lock Extension Handle Assembly, Black (6")	1	1
	D	00078X021	Instruction Sheet, Wheel Lock	1	1

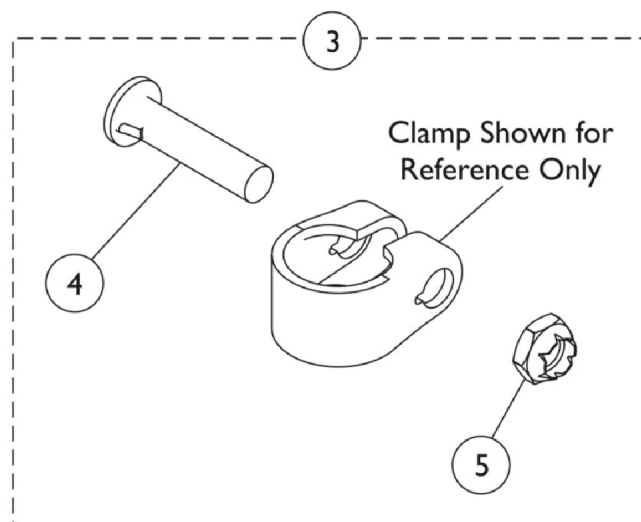
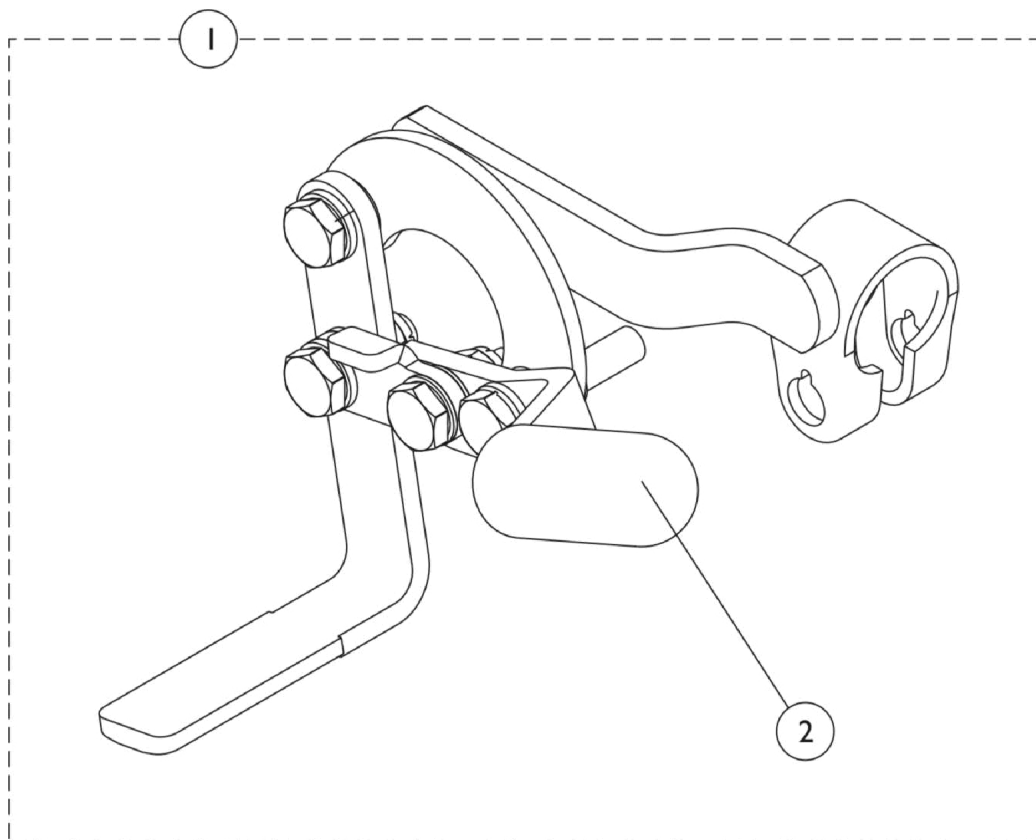
Link-Pivot Style Wheel Locks

Flip Back Arm - EX2, SX5 (After 4/14/07)

NOTE: A - Includes Items 2-13.
B - Includes Items 14 and 15
C - Includes: 1 each Extension Handle and Rubber Tip
D - Not shown.
E - Required for chairs with 22" or 24" rear wheels with an amputee attachment.
F - Required for chairs with 22" rear wheels without an amputee attachment.
G - Required for chairs with 20" rear wheels. Shoe spacer is used with or without an amputee attachment
H - Kit quantity covers one side only.
I - Includes items 18 and 19

Clamp-On Style Wheel Locks

Removable Arm, SX5RC w/ 20" or 22" Rear Wheels only



Clamp-On Style Wheel Locks

Removable Arm, SX5RC w/ 20" or 22" Rear Wheels only

Item Number	Note	Part Number	Description	Quantity Per	
				Package	Assembly
1	E,F	1080332-NLA	NLA - Wheel Lock Assembly, Black - Right	1	1
1	E,F	1080333-NLA	NLA - Wheel Lock Assembly, Black - Left	1	1
1	D,E	8881181914	Wheel Lock Assembly, Color - Right	1	1
1	D,E	8881181915	Wheel Lock Assembly, Color - Left	1	1
2		47376X024	Tip, Rubber Wheel Lock Handle, Black	1	1
3	A	1030987	Hardware, Wheel Lock Attaching	1	1
4			Bolt, Lug (5/16-24 x 1-3/8")	1	2
5			Locknut (5/16-24)	1	2
	B,C	1048656	Kit, Wheel Lock Shoe Spacer	1	1
			Spacer, Wheel Lock Shoe (1-45/64")	1	1
			Screw, Set Socket Cup Point (#8-32 x 3/16")	1	2
NOTE: A - Includes items 4 and 5. B - Kit quantity covers one side only and used with 20" rear wheels only. C - Not Shown D - Specify 71P Silver Vein Frame Finish when ordering. E - Includes item 2. F - Chrome is No Longer Available. Order in quantity of 2 to match					

Front Riggings - Calf Pads

Due to a change to the Legrest Calf Pad size made on 4/23/12, you must also order the hardware kit (1066591) when ordering replacement Calf Pads.

Calf Pads

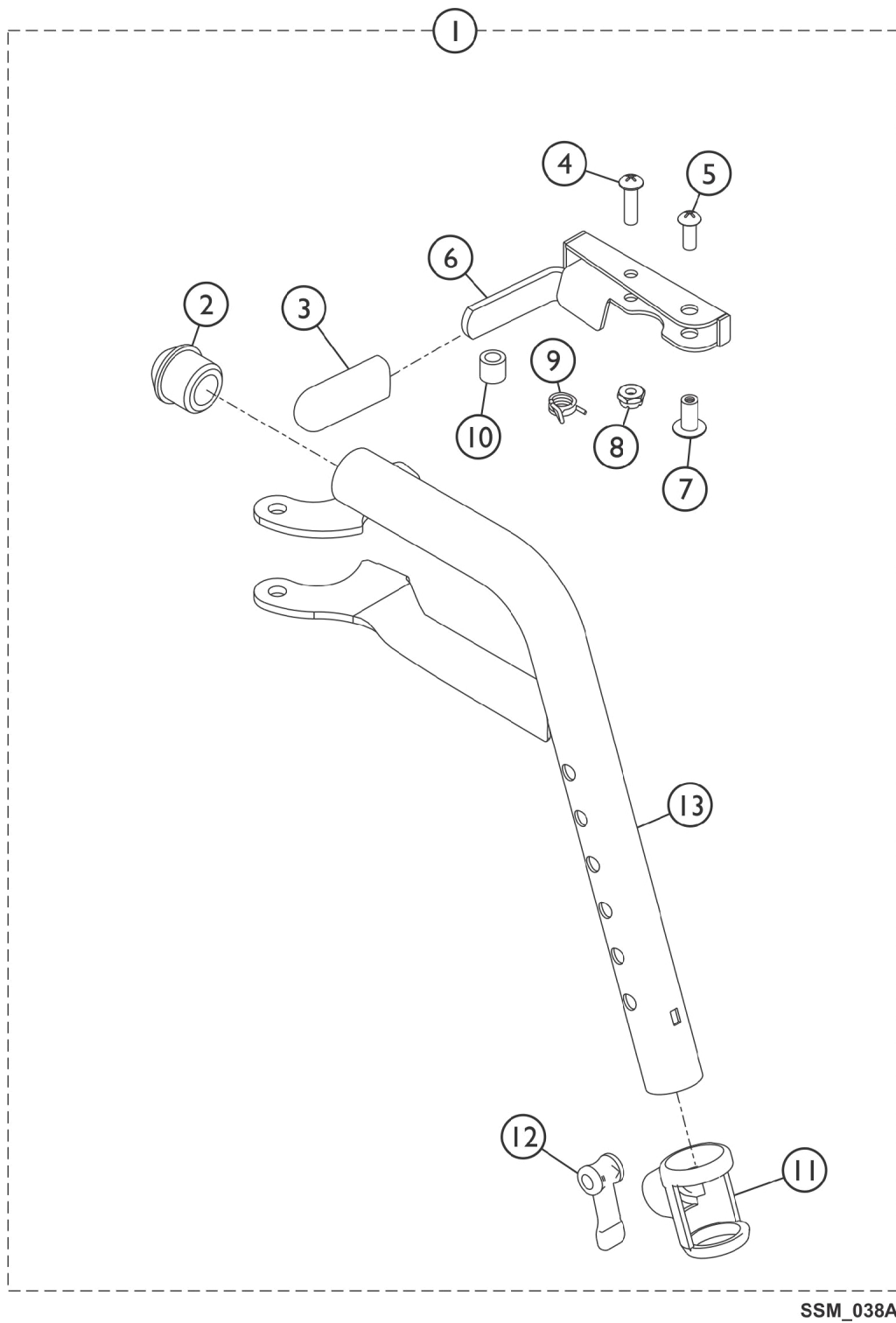
Part Number	Description	Chair Width
88804529X003 See Note(s) C, A	Pad, Legrest, Vinyl - Right	14-15" Wide - Right Side
88804529X004 See Note(s) C, A	Pad, Legrest, Vinyl - Left	14-15" Wide - Left Side
8881091819 See Note(s) C, B	Kit, Calf Pad w/ Screws, Expanded Vinyl - Right/Left (16 - 22" W)	16-22" Wide
1091800 See Note(s) C, B	Kit, Calf Pad w/ Screws, Black Plastic - Right/Left	16-22" Wide
NOTE: A - Hardware is not included. B - Hardware included. C - Due to a change to the Legrest Calf Pad size made on 4/23/12, you must also order the hardware kit (1066591) when ordering replacement Calf Pads.		

Calf Pad Hardware

Part Number	Description
1066591 See Note(s) A	Hardware, Calf Pad
NOTE: A - Used for padded calf pads only, includes Screws and Instruction Sheet.	

Front Riggings - Footrest Support Assembly

T93H Series Before 5/16/19



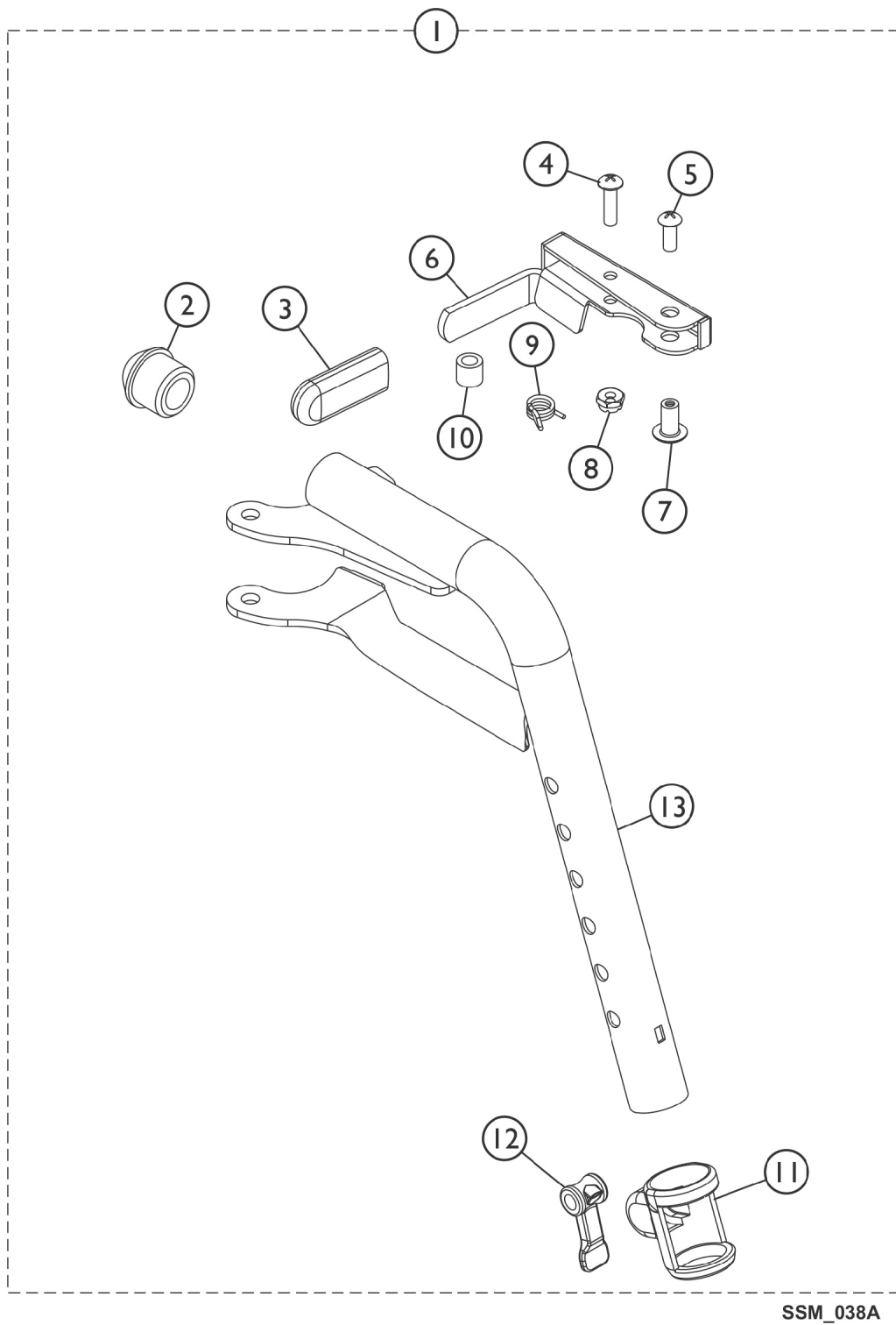
Front Riggings - Footrest Support Assembly

T93H Series Before 5/16/19

Item Number	Note	Part Number	Description	Quantity Per	
				Package	Assembly
1	A	1111274	Footrest Support Assembly, Hemi, Black - Right	1	1
1	A	1111275	Footrest Support Assembly, Hemi, Black - Left	1	1
1	B	8881180774	Footrest Support Assembly, Hemi, Color - Right	1	1
1	B	8881180775	Footrest Support Assembly, Hemi, Color - Left	1	1
2		1020719	Anti-Rattle, Black	1	1
3		1006490	Tip, Plastic, Black	1	1
4		40163X008	Screw, Phillips Pan Head (#10-32 x 11/16")	1	1
5		40163X002	Screw, Phillips Round Head (#10-32 x 1/2")	1	1
6	C,D	1110176-NLA	NLA - Handle, Release, Chrome - Right	1	1
6	C,D	1110177-NLA	NLA - Handle, Release, Chrome - Left	1	1
6	E	1110178	Handle, Release, Black - Right	1	1
6	E	1110179	Handle, Release, Black - Left	1	1
7		67005X000	Rivnut (#10-32)	1	1
8		60279X003	Locknut (#10-32)	1	1
9		1008935	Spring, Release - Right	1	1
9		1008936	Spring, Release - Left	1	1
10		47565X057	Bushing (7/32 x 3/8 x 11/32")	1	1
11		1048085	Housing, Cam	1	1
12		1048086	Lever, Cam, Black	1	1
13	C,D	1111270-NLA	NLA - Tube, Footrest Support, Hemi, Chrome - Right	1	1
13	C,D	1111271-NLA	NLA - Tube, Footrest Support, Hemi, Chrome - Left	1	1
13	E	1111268	Tube, Footrest, Support, Hemi, Black - Right	1	1
13	E,F	1111269	NLA - Tube, Footrest, Support, Hemi, Black - Left	1	1
NOTE: A - Includes Items 2-13. After 10/14/14 color changed from Chrome to Black. It is recommended to order both the right and left side to match. B - Includes items 2-13. Specify 71P Silver Vein Frame Finish when ordering. C - Item #6 and 13 are not available for sale on color frame models. See item #1 as a replacement. D - Before 10/15/14 color was Chrome. E - After 10/14/14 color is Black. F - Item #13 part number 1111269 is no longer available. Order Item #1 as a replacement.					

Front Riggings - Footrest Support Assembly

T93H Series After 5/15/19



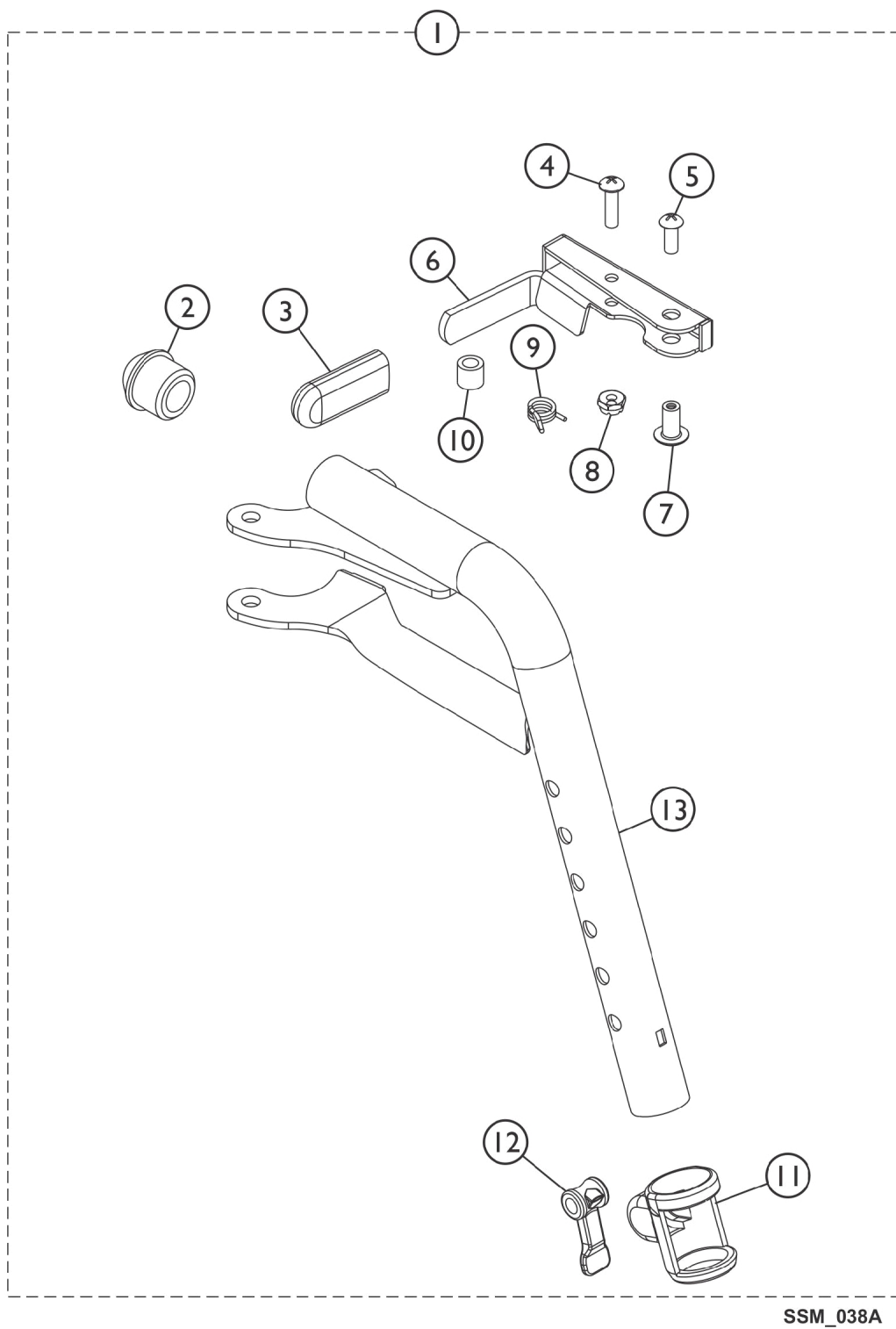
Front Riggings - Footrest Support Assembly

T93H Series After 5/15/19

Item Number	Note	Part Number	Description	Quantity Per	
				Package	Assembly
1	B,A	1192525	Footrest Support Assembly, Hemi, Black - Right	1	1
1	B,A	1192526	Footrest Support Assembly, Hemi, Black - Left	1	1
2		1020719	Anti-Rattle, Black	1	1
3		1006490	Tip, Plastic, Black	1	1
4		1025716	Screw, Phillips Pan Head (#10-32 x 11/16")	1	1
5		1026114	Screw, Phillips Pan Head (#10-32 x 1/2")	1	1
6		1180757	Handle, Release, Black - Right	1	1
6		1180758	Handle, Release, Black - Left	1	1
7		1028846	NLA - Rivnut (#10-32)	1	1
8		1025735	Locknut (#10-32)	1	1
10		47565X057	Bushing (7/32 x 3/8 x 11/32")	1	1
11		1048085	Housing, Cam	1	1
12		1048086	Lever, Cam, Black	1	1
NOTE: A - Includes Items 2 thru 13. Item #9 is not available, order item #1 as a replacement.					
B - NOTE: Footrest Support Tube item #13 is not available, order item #1 as a replacement.					

Front Riggings - Footrest Support Assembly

GT93H Series

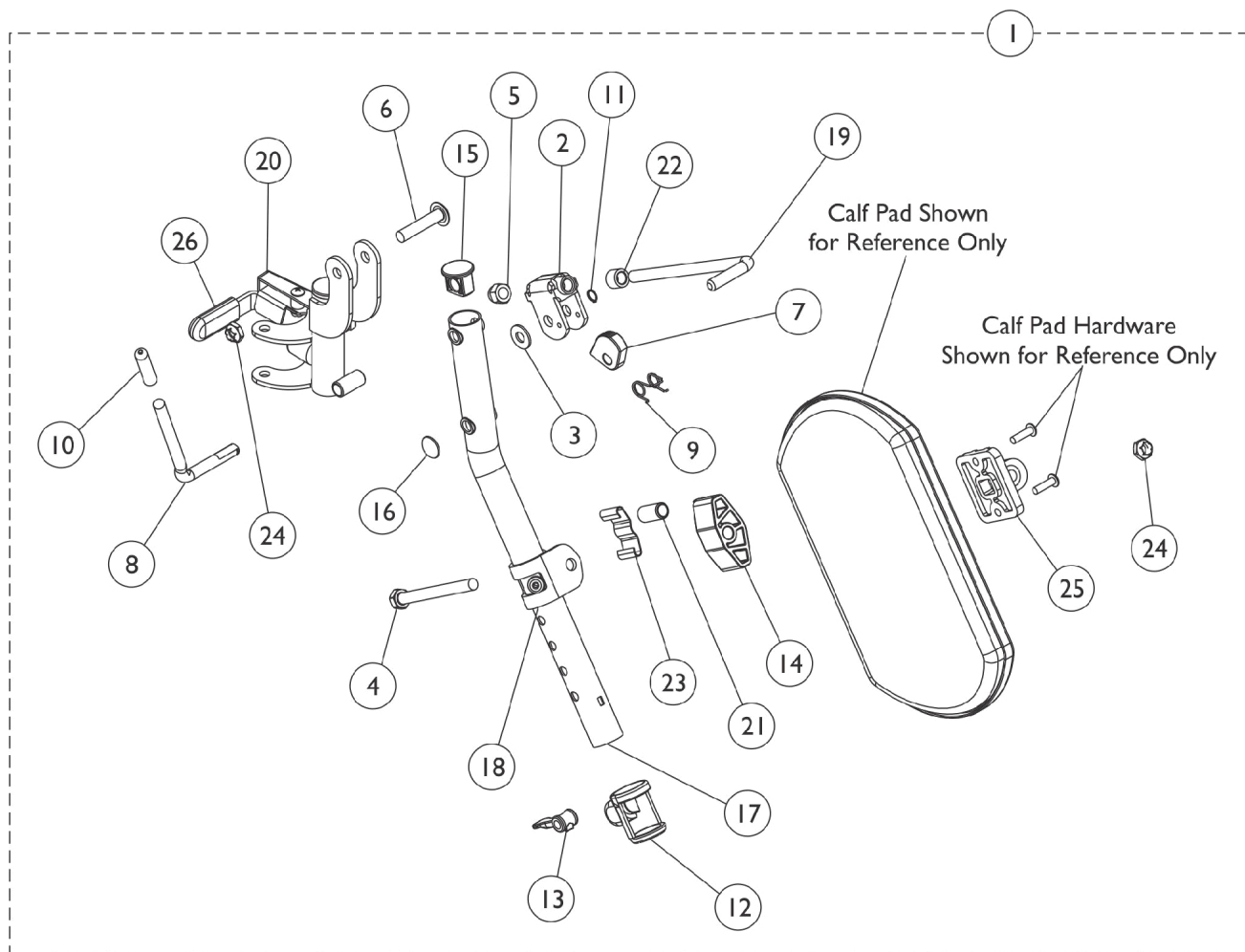


Front Riggings - Footrest Support Assembly GT93H Series

Item Number	Note	Part Number	Description	Quantity Per	
				Package	Assembly
1	A,B	1192525	Footrest Support Assembly, Hemi, Black - Right	1	1
1	A,B	1192526	Footrest Support Assembly, Hemi, Black - Left	1	1
2		1020719	Anti-Rattle, Black	1	1
3		1006490	Tip, Plastic, Black	1	1
4		1025716	Screw, Phillips Pan Head (#10-32 x 11/16")	1	1
5		1026114	Screw, Phillips Pan Head (#10-32 x 1/2")	1	1
6		1110178	Handle, Release, Black - Right	1	1
6		1110178	Handle, Release, Black - Right	1	1
7		1028846	NLA - Rivnut (#10-32)	1	1
8		1025735	Locknut (#10-32)	1	1
10		47565X057	Bushing (7/32 x 3/8 x 11/32")	1	1
11		1048085	Housing, Cam	1	1
12		1048086	Lever, Cam, Black	1	1
NOTE: A - Includes Items 2 thru 13. Item #9 is not available, order item #1 as a replacement.					
B - NOTE: Footrest Support Tube item #13 is not available, order item #1 as a replacement.					

Legrest Support Assembly

T94H Series Before 5/16/19



Legrest Support Assembly

T94H Series Before 5/16/19

Item Number	Note	Part Number	Description	Quantity Per	
				Package	Assembly
1	A	1110338	Legrest Support Assembly, Hemi, Black - Right	1	1
1	A	1110339	Legrest Support Assembly, Hemi, Black - Left	1	1
1	D	8881180761	Legrest Support Assembly, Hemi, Color - Right	1	1
1	D	8881180762	Legrest Support Assembly, Hemi, Color - Left	1	1
2		04528X002	Bracket, Release, Black	1	1
2		1110308	Bracket, Release, Black	1	1
3		1013519	Washer, Nylon (5/16 x 11/16 x 1/16")	1	1
4		1014807	Screw, Hex Head (5/16-24 x 3-1/4")	1	1
5		10261X000	Nut, Acorn (5/16-24)	1	1
6		1030948	Screw, Slotted Truss Head (5/16-24 x 1-1/2")	1	1
7		1037125	Cam, Legrest	1	1
8		1037126	Handle, Release	1	1
9		1037485	Spring, Release	1	1
10		1040060	Tip, Plastic, Black	1	1
11		1040831	Ring, Snap	1	1
12		1048085	Housing, Cam	1	1
13		1048086	Lever, Cam, Black	1	1
14		1091220	Spacer, Legrest	1	1
15		1095433	Plug Button, Black (7/8")	1	1
16		1096773	Nut, Push Dome (5/16")	1	1
17	C,E	1110165-NLA	NLA - Tube, Elevating Support, Chrome - Right	1	1
17	E	1110166-NLA	NLA - Tube, Elevating Support, Chrome - Left	1	1
17		1110163	Tube, Elevating Support, Black - Right	1	1
17		1110164	NLA - Tube, Elevating Support, Black - Left	1	1
18	E	1110208-NLA	NLA - Bracket, Calf Pad Mounting, Chrome	1	1
18		1110207	Bracket, Calf Pad Mounting, Black	1	1
19		42326X001	Bar, Ratchet	1	1
20	B,E	1110334-NLA	NLA - Legrest Support Tube Assembly, Hemi, Black - Right	1	1
20	B,E	1110335	Legrest Support Tube Assembly, Hemi, Black - Left	1	1
20	B,C	1110332-NLA	NLA - Legrest Support Tube Assembly, Hemi, Black - Right	1	1
20	B	1110333	Legrest Support Tube Assembly, Hemi, Black - Left	1	1
21		47328X003	Bushing, Pivot (5/16 x 7/16 x 7/8")	1	1
22		47330X003	Spacer (5/16 x 1/2 x 3/8")	1	1
23		48823X008	Spring, Leaf	1	1
24		60264X001	Locknut (5/16-24)	1	2
25		04526X019	Plate, Legrest Pad	1	1
26		1006490	Tip, Plastic, Black	1	1
26		1127688	Package, Plastic Tip, Black	10	1

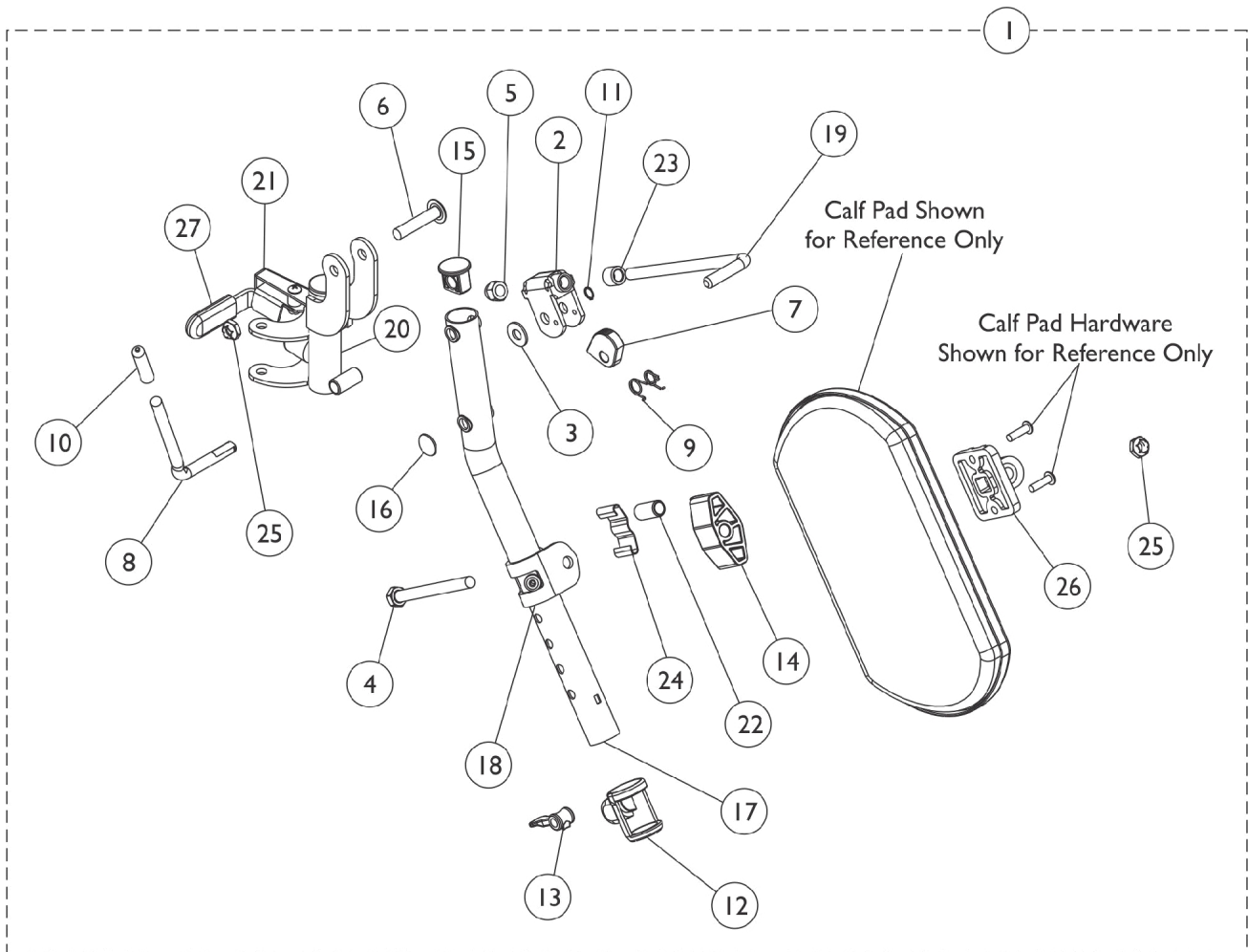
Legrest Support Assembly

T94H Series Before 5/16/19

NOTE: A - Includes items 2-26. After 10/14/14 color changed from Chrome to Black. It is recommended to order both the right and left side to match.
B - Assembly includes: tip, bumper, screws, plug, spring, nuts, handle release, legrest support and bushing.
C - No longer available as a service part individually. Order #1 as a replacement.
D - Includes items 2-26. Specify 71P Silver Vein Frame Finish when ordering.
E - Item #17, 18 and 20 are not available for sale on color frame models. See item #1 as a replacement.

Legrest Support Assembly

T94H Series After 5/15/19



SSM_046A

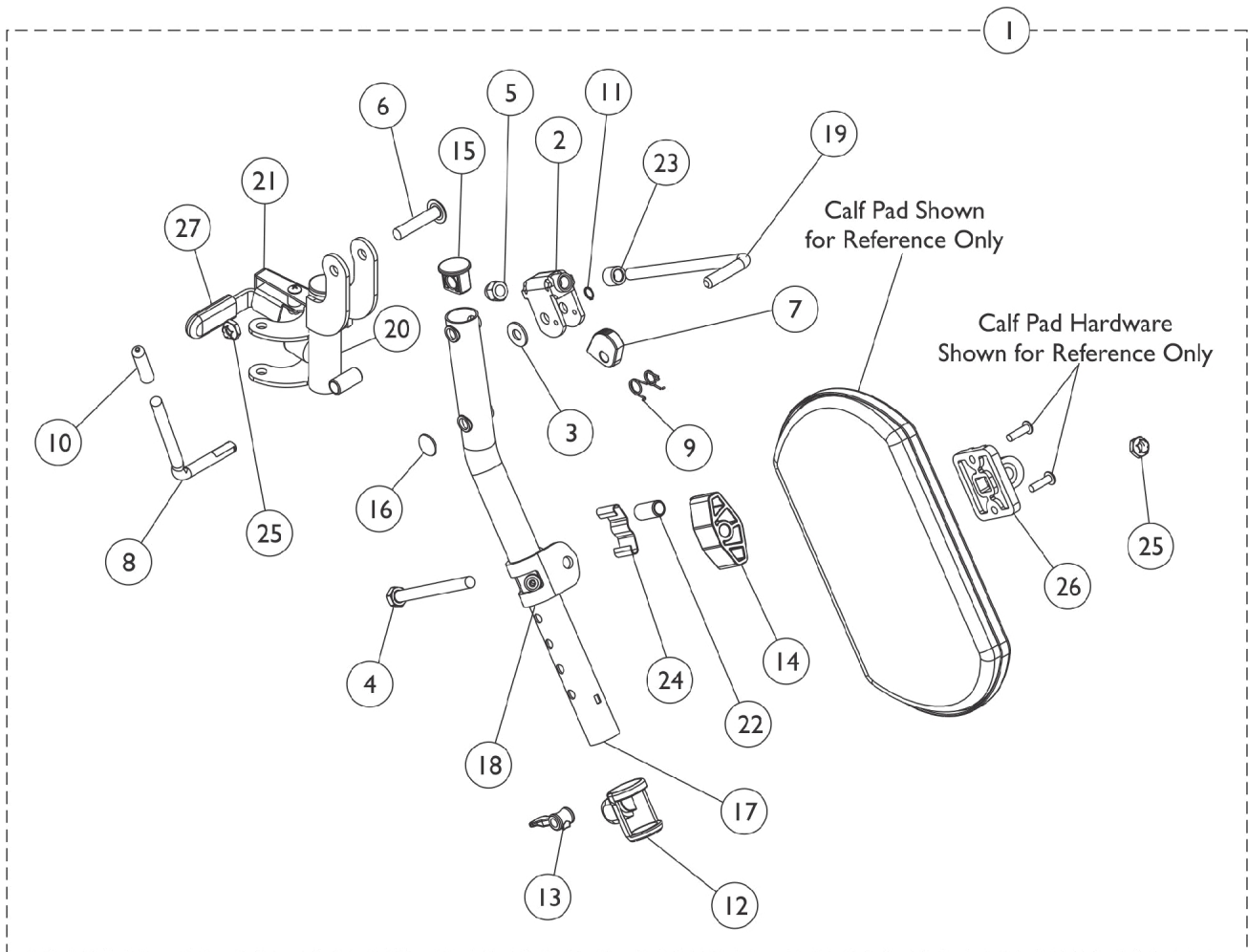
Legrest Support Assembly

T94H Series After 5/15/19

Item Number	Note	Part Number	Description	Quantity Per	
				Package	Assembly
1	A,B	1194381	Legrest Support Assembly, Hemi, Black - Right	1	1
1	A,B	1194382	Legrest Support Assembly, Hemi, Black - Left	1	1
3		1013519	Washer, Nylon (5/16 x 11/16 x 1/16")	1	1
4		1014807	Screw, Hex Head (5/16-24 x 3-1/4")	1	1
5		10261X000	Nut, Acorn (5/16-24)	1	1
6		1030948	Screw, Slotted Truss Head (5/16-24 x 1-1/2")	1	1
7		1037125	Cam, Legrest	1	1
8		1037126	Handle, Release	1	1
9		1037485	Spring, Release	1	1
10		1040060	Tip, Plastic, Black	1	1
11		1040831	Ring, Snap	1	1
12		1048085	Housing, Cam	1	1
13		1048086	Lever, Cam, Black	1	1
14		1091220	Spacer, Legrest	1	1
15		1095433	Plug Button, Black (7/8")	1	1
16		1096773	Nut, Push Dome (5/16")	1	1
19		42326X001	Bar, Ratchet	1	1
22		47328X003	Bushing, Pivot (5/16 x 7/16 x 7/8")	1	1
23		47330X003	Spacer (5/16 x 1/2 x 3/8")	1	1
24		48823X008	Spring, Leaf	1	1
25		60264X001	Locknut (5/16-24)	1	2
26		04526X019	Plate, Legrest Pad	1	1
27		1006490	Tip, Plastic, Black	1	1
27	C	1127688	Package, Plastic Tip, Black	10	1
NOTE: A - Includes items 2-27. Items 2, 17, 18, 20, 21 are not available for sale. Order item #1 for replacement. B - Item #20 includes: Item 27, bumper, screws, plug, springs, nuts, handle release, Legrest Support and bushing. C - Not Shown					

Legrest Support Assembly

GT94H Series

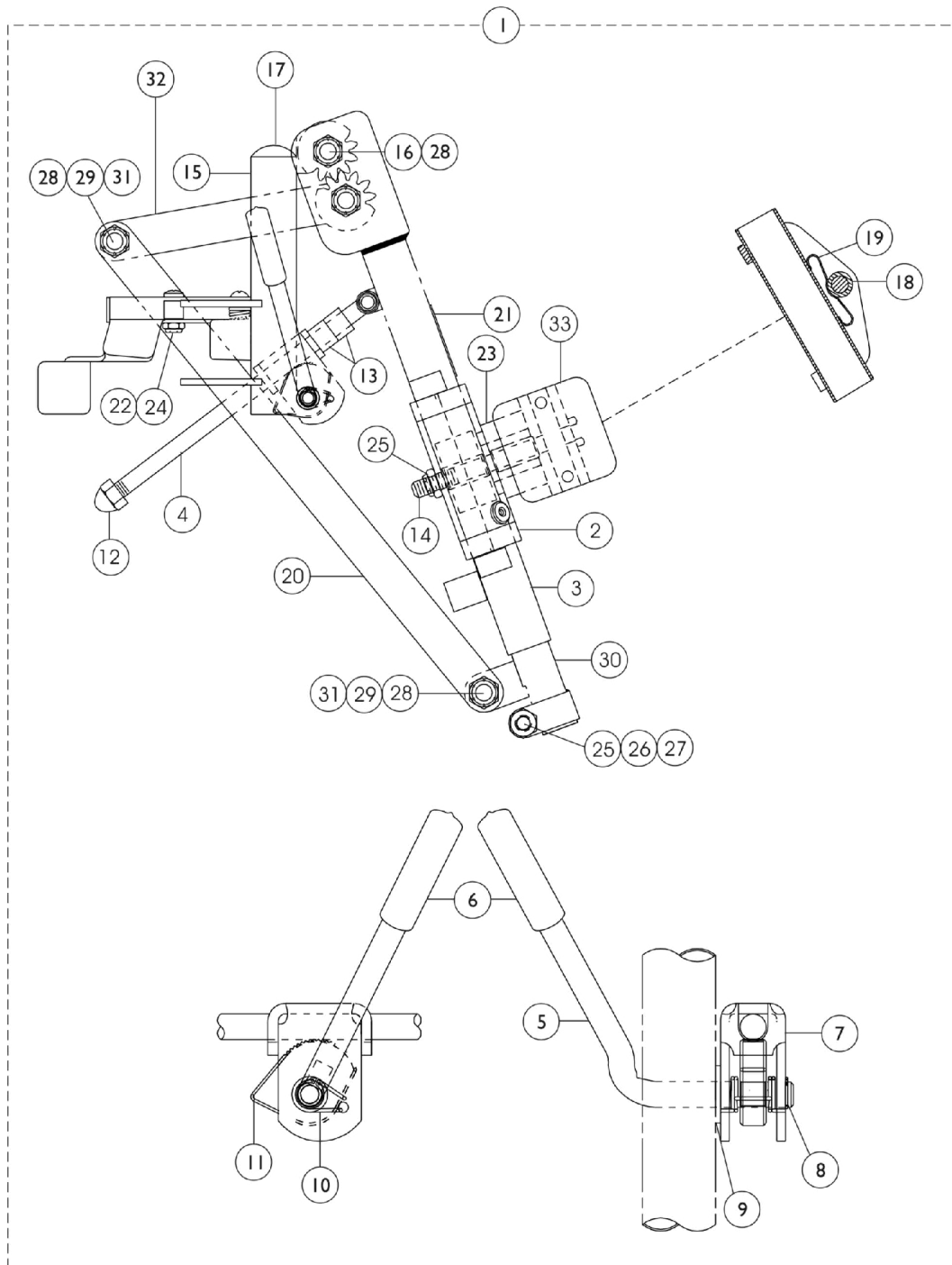


SSM_046A

Legrest Support Assembly GT94H Series

Item Number	Note	Part Number	Description	Quantity Per	
				Package	Assembly
1	A,B	1194381	Legrest Support Assembly, Hemi, Black - Right	1	1
1	A,B	1194382	Legrest Support Assembly, Hemi, Black - Left	1	1
3		1013519	Washer, Nylon (5/16 x 11/16 x 1/16")	1	1
4		1014807	Screw, Hex Head (5/16-24 x 3-1/4")	1	1
5		10261X000	Nut, Acorn (5/16-24)	1	1
6		1030948	Screw, Slotted Truss Head (5/16-24 x 1-1/2")	1	1
7		1037125	Cam, Legrest	1	1
8		1037126	Handle, Release	1	1
9		1037485	Spring, Release	1	1
10		1040060	Tip, Plastic, Black	1	1
11		1040831	Ring, Snap	1	1
12		1048085	Housing, Cam	1	1
13		1048086	Lever, Cam, Black	1	1
14		1091220	Spacer, Legrest	1	1
15		1095433	Plug Button, Black (7/8")	1	1
16		1096773	Nut, Push Dome (5/16")	1	1
19		42326X001	Bar, Ratchet	1	1
21		1180757	Handle, Release, Black - Right	1	1
21		1180758	Handle, Release, Black - Left	1	1
22		47328X003	Bushing, Pivot (5/16 x 7/16 x 7/8")	1	1
23		47330X003	Spacer (5/16 x 1/2 x 3/8")	1	1
24		48823X008	Spring, Leaf	1	1
25		60264X001	Locknut (5/16-24)	1	2
26		04526X019	Plate, Legrest Pad	1	1
27		1006490	Tip, Plastic, Black	1	1
27	C	1127688	Package, Plastic Tip, Black	10	1
NOTE: A - Includes items 2-27. Items 2, 17, 18, 20 are not available for sale. Order item #1 for replacement. B - Item #20 includes: Item 27, bumper, screws, plug, springs, nuts, handle release, Legrest Support and bushing. C - Not Shown					

Front Riggings - Articulating Legrest Support AHL4A, AHL4C, AHS4A



Front Riggings - Articulating Legrest Support

AHL4A, AHL4C, AHS4A

Item Number	Note	Part Number	Description	Quantity Per	
				Package	Assembly
1	A	1041799	Legrest Support Assembly, Articulating, Hemi, Chrome - Right	1	1
1	A	1041800	Legrest Support Assembly, Articulating, Hemi, Chrome - Left	1	1
2		1025104	Bracket, Legrest, Chrome	1	1
3		1022877-NLA	NLA - Tube, Support and Drive Link, Chrome - Right	1	1
3		1022878-NLA	NLA - Tube, Support and Drive Link, Chrome - Left	1	1
4		42326X004	Bar, Ratchet - Right/Left	1	1
5		1037126	Handle, Release	1	1
6		1040060	Tip, Plastic, Black	1	1
7		04528X002	Bracket, Release, Black	1	1
8		1040831	Ring, Snap	1	1
9		1013519	Washer, Nylon (5/16 x 11/16 x 1/16")	1	1
10		1037485	Spring, Release	1	2
11		1037125	Cam, Legrest	1	1
12		10261X000	Nut, Acorn (5/16-24)	1	1
13		47330X003	Spacer (5/16 x 1/2 x 3/8")	1	1
14		1014807	Screw, Hex Head (5/16-24 x 3-1/4")	1	1
15		1023092-NLA	NLA - Legrest Support Tube Assembly, Hemi, Chrome - Right	1	1
15		1023093-NLA	NLA - Legrest Support Tube Assembly, Hemi, Chrome - Left	1	1
16		1022854-NLA	NLA - Screw, Shoulder Slotted Head (1/2 x 1-1/8", 3/8-16)	1	1
17		1027097	Plug Button, Black (3/4")	1	1
18		47328X003	Bushing, Pivot (5/16 x 7/16 x 7/8")	1	1
19		48823X008	Spring, Leaf	1	1
20		1022846-NLA	NLA - Bar, Link, Black	1	1
21		1024911-NLA	NLA - Decal, Smartleg	1	1
22		1030979	Screw, Phillips Pan Head Tap (#10-32 x 3/4")	1	1
23		1091220	Spacer, Legrest	1	1
24		1022874	Bumper	1	1
25		60264X001	Locknut (5/16-24)	1	2
26		11232X009	Bolt, Lug (5/16-24 x 1-3/8")	1	1
27		1027377	Washer (#20)	1	1
28		40363X000	Hex Nut (3/8"-16)	1	3
29		1022866-NLA	NLA - Screw, Socket Button Head (3/8-16 x 3/4")	1	2
30		1022848	Tube, Slide, Articulating, Chrome - Right	1	1
30		1022849	Tube, Slide, Articulating, Chrome - Left	1	1
31		1049527	Washer, Nylon (3/8 x 3/4 x 1/16")	1	2
32		1022864	Drive, Link, Black	1	1
33		04526X019	Plate, Legrest Pad	1	1
	B,C	1046329	Kit, Elevating Legrest Ratchet Hardware (Pair)	2	1

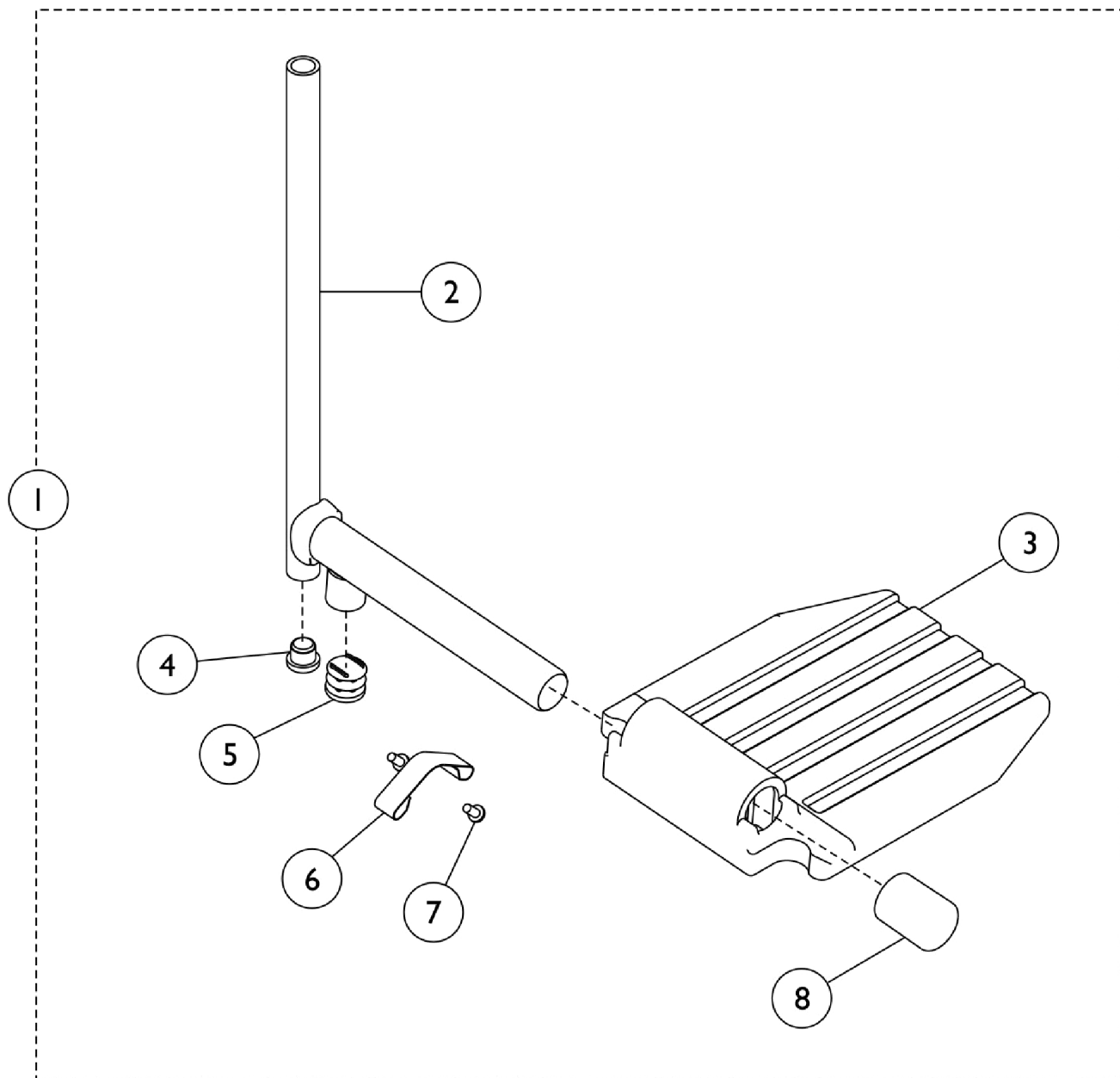
Front Riggings - Articulating Legrest Support

AHL4A, AHL4C, AHS4A

NOTE: A - Includes items 2-33.
B - Includes Items 4-13.
C - Not Shown.

Front Riggings - Pivot Slide Tube w/ Footplate

AHS4, AHL4



Front Riggings - Pivot Slide Tube w/ Footplate

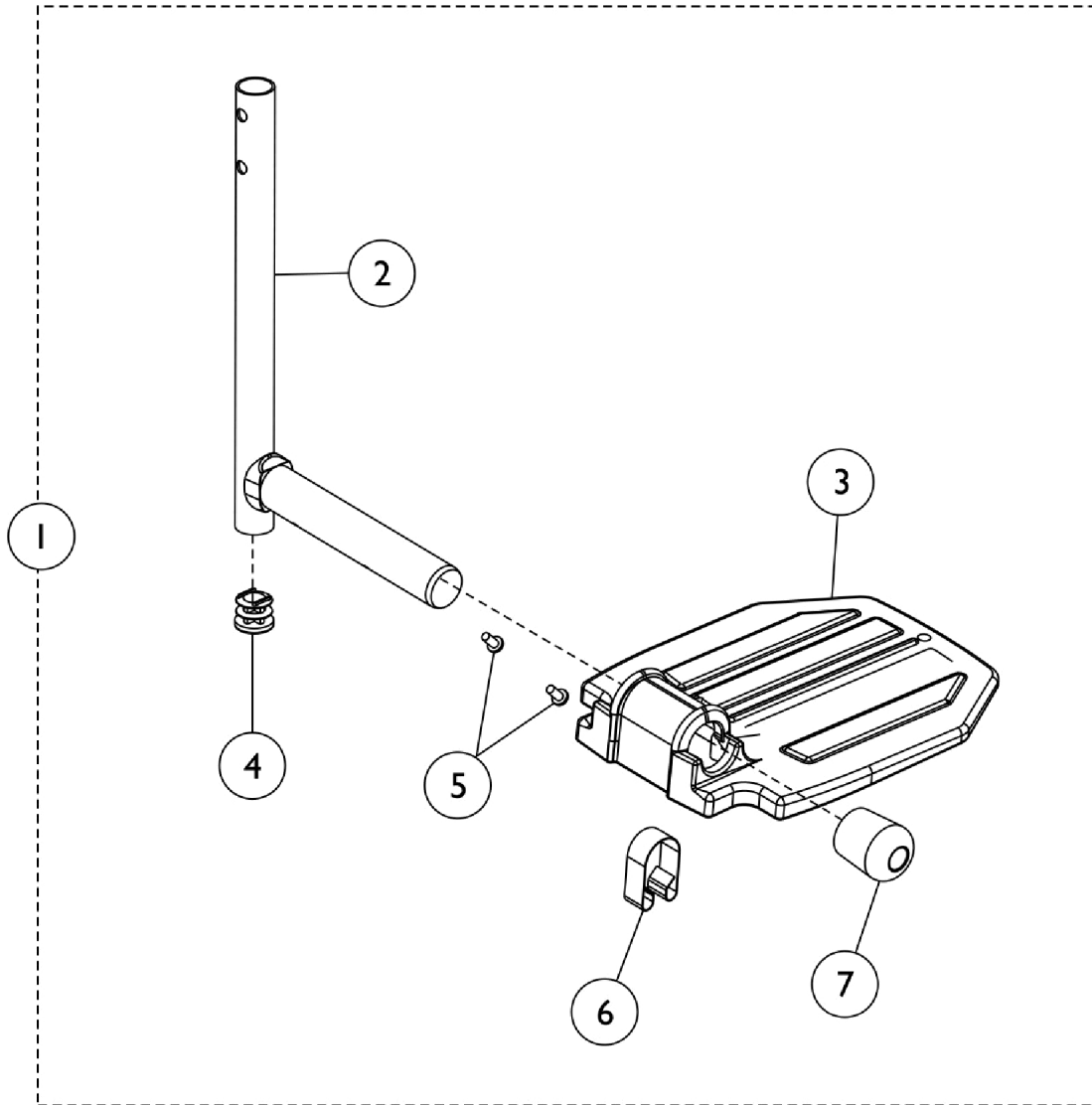
AHS4, AHL4

AHL4A, AHL4C, AHS4A

Item Number	Note	Part Number	Description	Quantity Per	
				Package	Assembly
1	B	1023905-NLA	NLA - Pivot/Slide Tube w/ Aluminum Footplate Assembly, Chrome - Right	1	1
1	B	1023906-NLA	NLA - Pivot/Slide Tube w/ Aluminum Footplate Assembly, Chrome - Left	1	1
1	C	1023907	Footplate w/Pivot Slide Tube - RH (18")	1	1
1	C	1023908	Footplate w/Pivot Slide Tube - LH (18")	1	1
1	D	1023909-NLA	NLA - Pivot/Slide Tube w/ Composite Footplate Assembly, Chrome - Right	1	1
1	D	1023910-NLA	NLA - Pivot/Slide Tube w/ Composite Footplate Assembly, Chrome - Left	1	1
2	A	1041526	Pivot/Slide Tube w/ Plug Button Assembly, Chrome	1	1
3	B	44200X059	Footplate, Aluminum, Small, Black (6-3/4" W x 6" L)	1	1
3	C	44200X027	Footplate, Aluminum, Medium, Black (7-3/4" W x 6" L)	1	1
3	D	1015178	Footplate, Composite, Black (6" W x 7-53/64" L)	1	1
4		1018133	Plug Button, Black (5/8")	1	1
5		1027097	Plug Button, Black (3/4")	1	1
6		1006981	Spring, Tension	1	1
7		40120X001	Screw, Phillips Pan Head (#8-32 x 3/8")	1	1
8		1016346	Cap, End, Tube, Black (7/8")	1	1
NOTE: A - Includes plug buttons and pivot slide tube. B - For use on AHS4A models. C - For use on AHL4A models. D - For use on AHL4C models.					

Front Riggings - Pivot Slide Tube w/ Footplate

GT93H/T93H Series (and Fixed Front Frames)



Front Riggings - Pivot Slide Tube w/ Footplate GT93H/T93H Series (and Fixed Front Frames)

Item Number	Note	Part Number	Description	Quantity Per	
				Package	Assembly
1		See Chart	#1. Pivot Slide Tube (Chrome) with Footplate Assembly - T93H Series	1	1
1		See Chart	#1. Pivot Slide Tube (Black) with Footplate Assembly - GT93H/T93H Series	1	1
2		1111278-NLA	NLA - Pivot/Slide Tube w/ Plug Button, Footrest, Chrome	1	1
2		1111277	Pivot/Slide Tube w/ Plug Button, Footrest, Black	1	1
3		1015178	Footplate, Composite, Black (6" W x 7-53/64" L)	1	1
3	F	1192674	Footplate, Composite, Black (6" W x 7-53/64" L)	1	1
3	B	44200X059	Footplate, Aluminum, Small, Black (6-3/4" W x 6" L)	1	1
3		44200X027	Footplate, Aluminum, Medium, Black (7-3/4" W x 6" L)	1	1
3	B	44200X025	Footplate, Aluminum, Extra Large, Black - Right (8" W x 8-1/2" L)	1	1
3	B	44200X026	Footplate, Aluminum, Extra Large, Black - Left (8" W x 8-1/2" L)	1	1
4		1027097	Plug Button, Black (3/4")	1	1
	A,B	1027095	Plug Button, Black (7/8")	1	1
5		40120X001	Screw, Phillips Pan Head (#8-32 x 3/8")	1	2
6	A,D	1036123	Spring, Leaf	1	1
6	E	1006981	Spring, Tension	1	1
7	C	1016346	Cap, End, Tube, Black (7/8")	1	1
	B	See Chart	Bolt Through & Spring Button Kits	1	1

NOTE: A - For use on extra large footplates.
 B - Not shown.
 C - For use on small and medium sized footplates.
 D - Use one or more leaf springs per assembly as required such that footplate may be moved by hand to the up-right position and remain in place.
 E - Use with Standard Footplates.
 F - Use with GT93HC and model Front Riggings and (T93HC Front Riggings as of 5/16/19).

NOTE: Pivot & Slide Tube is attached to footrest support using bolt-through or spring button hardware, see chart titled, "Attaching Hardware."

Front Riggings - Pivot Slide Tube w/ Footplate

GT93H/T93H Series (and Fixed Front Frames)

#1. Pivot Slide Tube (Chrome) with Footplate Assembly

Front Rigging Model	Chair Width	Footplate Style	Right	Left
T93HS/T93HSB	14"	Aluminum	1110363	1110364
T93HA, T93HAB	16", 18", 20", 22"	Aluminum	1111287-NLA See Note(s) B, A	1111288-NLA See Note(s) A, B
T93HA/T93HAB	16", 18", 20", 22"	Extra Large Aluminum	1110346	1110347
T93HC/T93HE/T93HC B	16", 18", 20", 22"	Composite	1111291	1111292
NOTE: A - Can be used with Fixed Front Frames. B - NOTE: Part numbers 1111287 and 1111288 changed from Chrome Pivot/Slide Tube to Black as of 5/16/19				

#1. Pivot Slide Tube (Black) with Footplate Assembly

Front Rigging Model	Chair Width	Footplate Style	Right	Left
T93HS	14"	Aluminum	N/A	N/A
T93HA	16", 18", 20", 22"	Aluminum	8881180777 See Note(s) A	8881180778 See Note(s) A
GT93HA/T93HAB	16", 18", 20", 22"	Aluminum	1111285	1111286
T93HA	16", 18", 20", 22"	Extra Large Aluminum	8881180783 See Note(s) A	8881180784 See Note(s) A
GT93HA/T93HAB	16", 18", 20", 22"	Extra Large Aluminum	1110344	1110345
T93HC/T93HE	16", 18", 20", 22"	Composite	8881180779 See Note(s) A	8881180780 See Note(s) A
GT93HC	16", 18", 20", 22"	Composite	1194329	1194330
NOTE: A - Specify color 34P Black when ordering.				

Front Riggings - Pivot Slide Tube w/ Footplate

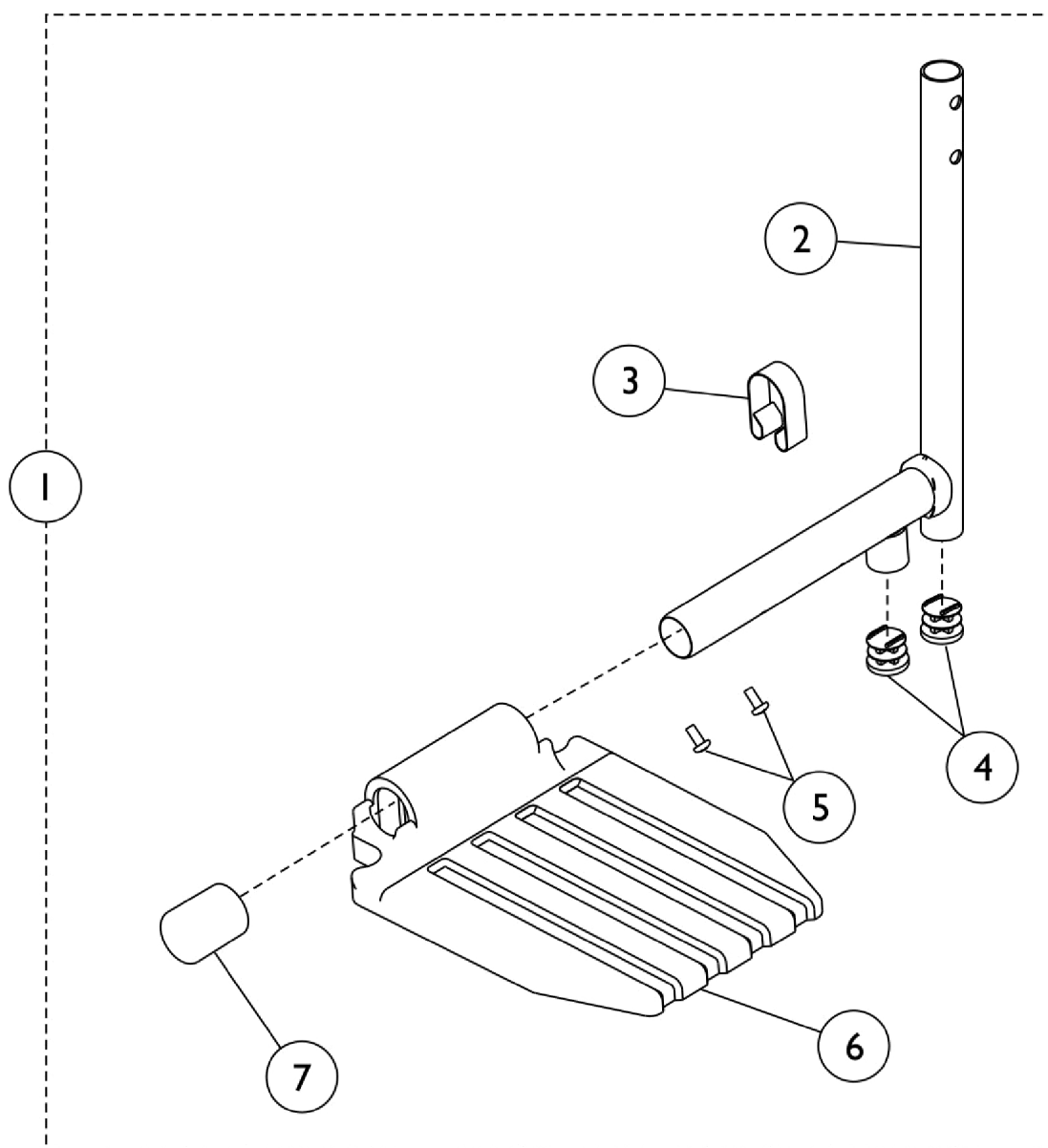
GT93H/T93H Series (and Fixed Front Frames)

Bolt Through & Spring Button Kits

Style	Part Number	Quantity per Package	Quantity Per Footrest (pair)	Quantity Per Legrest (pair)
Spring Button Hardware Kit	1188335 See Note(s) A	2	2	4
Bolt Through Hardware Kit See Note(s) C	1101776 See Note(s) C, A	2	2	2
Tool Kit	1058407 See Note(s) B	1 set	N/A	N/A
NOTE: A - Kit includes 2 ea. Double Spring Buttons. B - Kit includes (2) Hex Keys and (2) Wrenches. Tool Kit used for Bolt Through Hardware C - Used with Fixed Front Frame mounting also.				

Front Riggings - Pivot Slide Tube w/ Footplate

GT94H/ T94H Series



Front Riggings - Pivot Slide Tube w/ Footplate GT94H/ T94H Series

Item Number	Note	Part Number	Description	Quantity Per	
				Package	Assembly
1		See Chart	#1 - Pivot Slide Tube (Chrome) with Footplate Assembly - T94H Series	1	1
1		See Chart	#1 - Pivot Slide Tube (Black) with Footplate Assembly - GT94H/T94H Series	1	1
2		1111278-NLA	NLA - Pivot/Slide Tube w/ Plug Button, Footrest, Chrome	1	1
2		1111277	Pivot/Slide Tube w/ Plug Button, Footrest, Black	1	1
3	A,D	1036123	Spring, Leaf	1	1
3		1006981	Spring, Tension	1	1
4	C	1027097	Plug Button, Black (3/4")	1	2
4	A,B	1027095	Plug Button, Black (7/8")	1	1
5		40120X001	Screw, Phillips Pan Head (#8-32 x 3/8")	1	2
6		1015178	Footplate, Composite, Black (6" W x 7-53/64" L)	1	1
6	E	1192674	Footplate, Composite, Black (6" W x 7-53/64" L)	1	1
6	B	44200X059	Footplate, Aluminum, Small, Black (6-3/4" W x 6" L)	1	1
6		44200X027	Footplate, Aluminum, Medium, Black (7-3/4" W x 6" L)	1	1
6	A,B	44200X025	Footplate, Aluminum, Extra Large, Black - Right (8" W x 8-1/2" L)	1	1
6		44200X026	Footplate, Aluminum, Extra Large, Black - Left (8" W x 8-1/2" L)	1	1
7	C	1016346	Cap, End, Tube, Black (7/8")	1	1
	B	See Chart	Bolt Through & Spring Button Kits	1	1
<p>NOTE: A - For use on extra large footplate. B - Not shown. C - For use on small and medium sized footplates. D - Use one or more leaf springs per assembly as required such that footplate may be moved by hand to the up-right position and remain in place. E - Use with GT94HC/GT94HCB model Front Riggings and (T94HC/GT94HCB as of 5/16/19).</p> <p>NOTE: Pivot and Slide Tube is attached to footrest support using bolt-through or spring button hardware, see chart titled, "Attaching Hardware."</p>					

Front Riggings - Pivot Slide Tube w/ Footplate

GT94H/ T94H Series

#1 - Pivot Slide Tube (Chrome) with Footplate Assembly - T94H Series

Description	Chair Width	Footplate Style	Right	Left
T94HS	14"	Aluminum	1110367	1110368
T94HA/T94HAB	16", 18", 20", 22"	Aluminum	1110317	1110318
T94HA/T94HAB	16", 18", 20", 22"	Extra Large Aluminum	1110350	1110351
T94HC/T94HE	16", 18", 20", 22"	Composite	1110313	1110314

#1 - Pivot Slide Tube (Black) with Footplate Assembly - GT94H/T94H Series

Description	Chair Width	Footplate Style	Right	Left
T94HS	14"	Aluminum	N/A	N/A
T94HA	16", 18", 20", 22"	Aluminum	8881180764 See Note(s) A	8881180765 See Note(s) A
GT94HA/T94HAB	16", 18", 20", 22"	Aluminum	1110315	1110316
T94HA	16", 18", 20", 22"	Extra Large Aluminum	8881180770 See Note(s) A	8881180771 See Note(s) A
GT94HA/T94HAB	16", 18", 20", 22"	Extra Large Aluminum	1110348	1110349
T94HC/T94HE	16", 18", 20", 22"	Composite	8881180766 See Note(s) A	8881180767 See Note(s) A
GT94HC/T94HC	16", 18", 20", 22"	Composite	1110311	1110312

NOTE: A - Specify color 34P Black when ordering.

Front Riggings - Pivot Slide Tube w/ Footplate

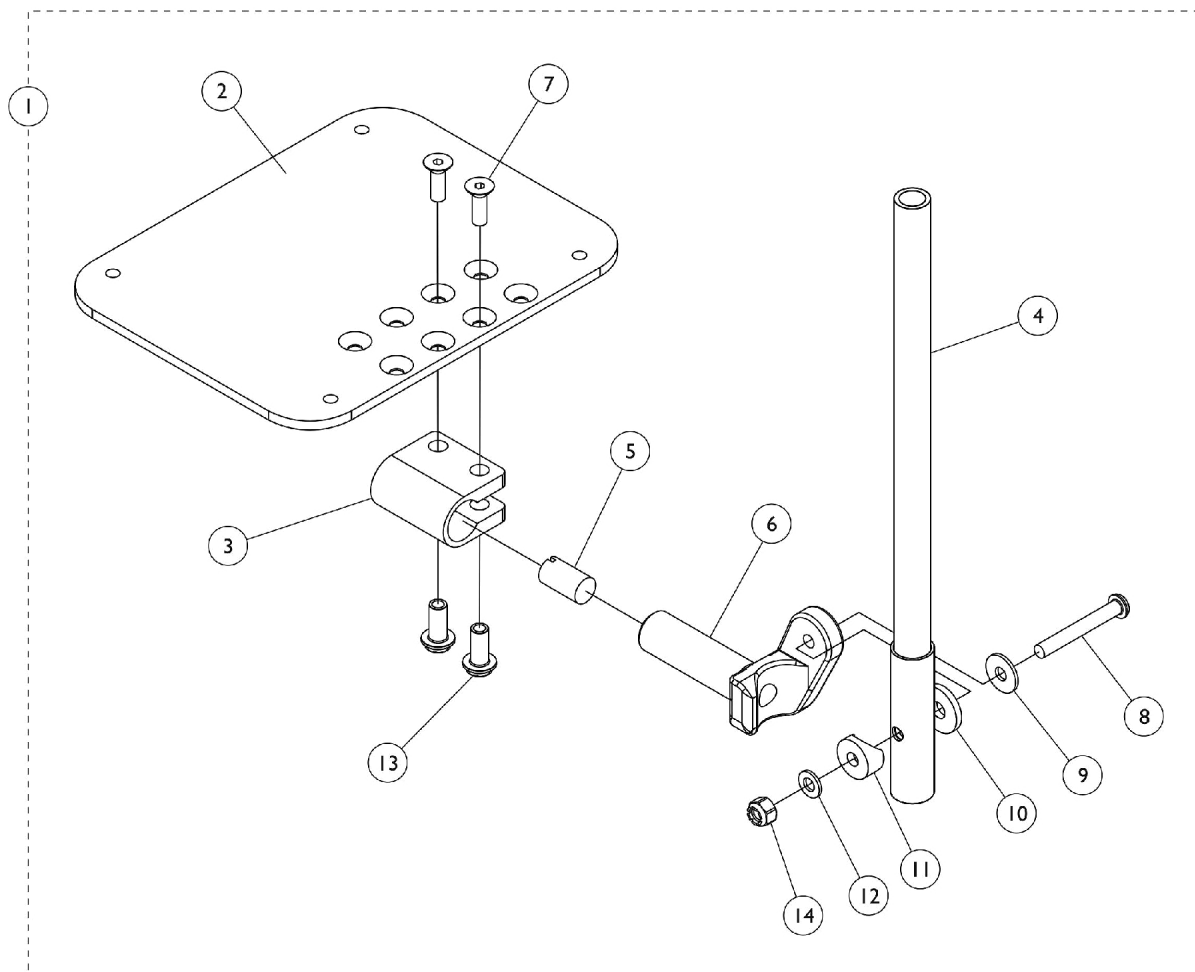
GT94H/ T94H Series

Bolt Through & Spring Button Kits

Style	Part Number	Quantity per Package	Quantity Per Footrest (pair)	Quantity Per Legrest (pair)
Spring Button Hardware Kit	1188335 See Note(s) A	2	2	4
Bolt Through Hardware Kit See Note(s) C	1101776 See Note(s) C, A	2	2	2
Tool Kit	1058407 See Note(s) B	1 set	N/A	N/A
NOTE: A - Kit includes 2 ea. Double Spring Buttons B - Kit includes (2) Hex Keys and (2) Wrenches. Tool Kit used for Bolt Through Hardware C - Used with Fixed Front Frame mounting also.				

Front Riggings - Adjustable Angle Footplate

Footrest - T93H Series
Legrests - T94H Series



Front Riggings - Adjustable Angle Footplate

Footrest - T93H Series

Legrests - T94H Series

Item Number	Note	Part Number	Description	Quantity Per	
				Package	Assembly
1	A	1110355	Footplate Assembly, Adjustable Angle, Black - Right (5-1/4" W)	1	1
1	A	1110356	Footplate Assembly, Adjustable Angle, Black - Left (5-1/4" W)	1	1
1	A	1110357	Footplate Assembly, Adjustable Angle, Black - Right (6-1/4" W)	1	1
1	A	1110358	Footplate Assembly, Adjustable Angle, Black - Left (6-1/4" W)	1	1
1	A	1110359	Footplate Assembly, Adjustable Angle, Black - Right (7-1/4" W)	1	1
1	A	1110360	Footplate Assembly, Adjustable Angle, Black - Left (7-1/4" W)	1	1
2	C	1113572	Footplate, Adjustable Angle, Medium, Black (4-1/4" W x 8" L)	1	1
2	C	1113573	Footplate, Adjustable Angle, Large, Black (5-1/4" W x 8" L)	1	1
2	C	1113574	Footplate, Adjustable Angle, Extra Large, Black (6-1/4" W x 8" L)	1	1
2	C	1113575	Footplate, Adjustable Angle, XX- Large, Black (7-1/4" W x 8" L)	1	1
3		1058517	Clamp, Footplate	1	1
4	D	1110352-NLA	NLA - Pivot/Slide Tube, Straight, Black	1	1
5		1048816	Screw, Nylon Adjustment (1/2-13 x 7/8")	1	1
6		1052103	Hinge, Footplate - Left	1	1
6		1052102	Hinge, Footplate - Right	1	1
7		1029545	Screw, Socket Flat Head (1/4-20 x 3/4")	1	2
8		1022831	Screw, Socket Button Head (1/4-20 x 1-7/8")	1	1
9		1026900	Washer (1/4 x 23/32 x 1/16")	1	1
10		1016301	Washer, Nylon (5/16 x 7/8 x 1/8")	1	1
11		1025457	Spacer, Coved (1/4 x 3/4 x 11/32")	1	1
12		1026907	Washer (1/4 x 1/2 x 1/16")	1	1
13		1082686	Nut, Barrel, Hex Head (1/4-20 x 11/16")	1	2
14		1025736	Locknut (1/4-20)	1	1
	B	See Chart	Adjustable Angle Footplate Attaching Hardware	1	1

NOTE: A - Includes items 2 thru 14.
 B - Not Shown.
 C - This footplate was revised 9/2/2008 with rounder corners and accessory holes changed from 8 to 4. Recommended to replace footplate in pairs to match sides.
 D - No longer available as a service part individually. Order #1 as a replacement.

Adjustable Angle Footplate Attaching Hardware

Model	Style	Part Number	Quantity Per Package	Quantity Per Footrest	Quantity Per Legrest
-------	-------	-------------	----------------------	-----------------------	----------------------

Front Riggings - Adjustable Angle Footplate

Footrest - T93H Series

Legrests - T94H Series

Adjustable Angle Footplate Attaching Hardware

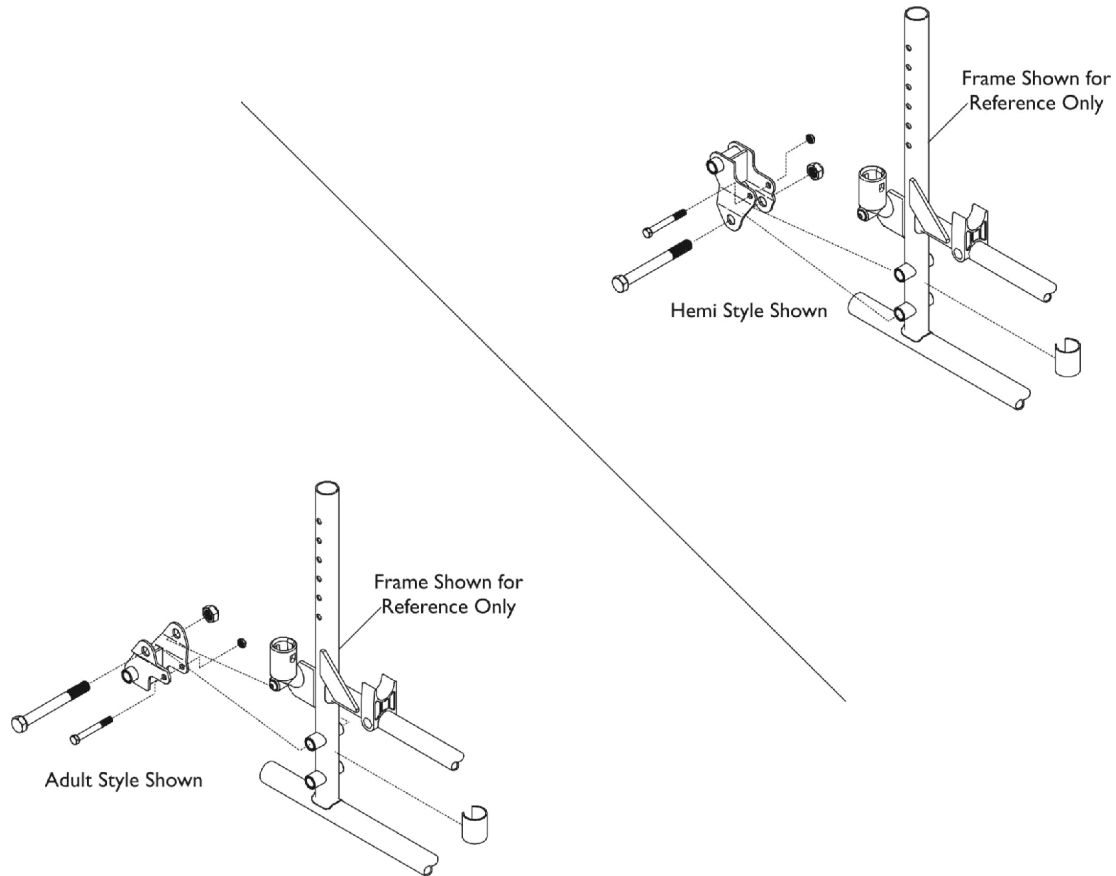
Model	Style	Part Number	Quantity Per Package	Quantity Per Footrest	Quantity Per Legrest
T93HA, T93HC T94HA, T94HC T94HCB, T93HCB T93AB/AT5543 T93HCB/AT5543 T94AB/AT5543 T94HCB/AT5543	Spring Button Hardware Kit	1188335 See Note(s) A	2	2	4
T93HAB, T93HSB, T94HAB, T94HSB	Bolt Through Hardware Kit	1101776 See Note(s) B	2	2	2
	Tool Kit	1058407 See Note(s) C	1 set	N/A	N/A
NOTE: A - Kit includes 2 ea. Double Spring Buttons. B - Kit includes rivnuts, screws, allen wrench and an instruction sheet. C - Kit includes allen wrench, open end wrench and a hex key.					

Front Riggings - Accessories

Heel Loops and Non-Removable Devices

Description	Part Number
Heel Loops - 1346	1035917-NLA
Hardware for Aluminum Footplates	1035926
Hardware for Composite Footplates	1035927
Non-Removable Device	1143050

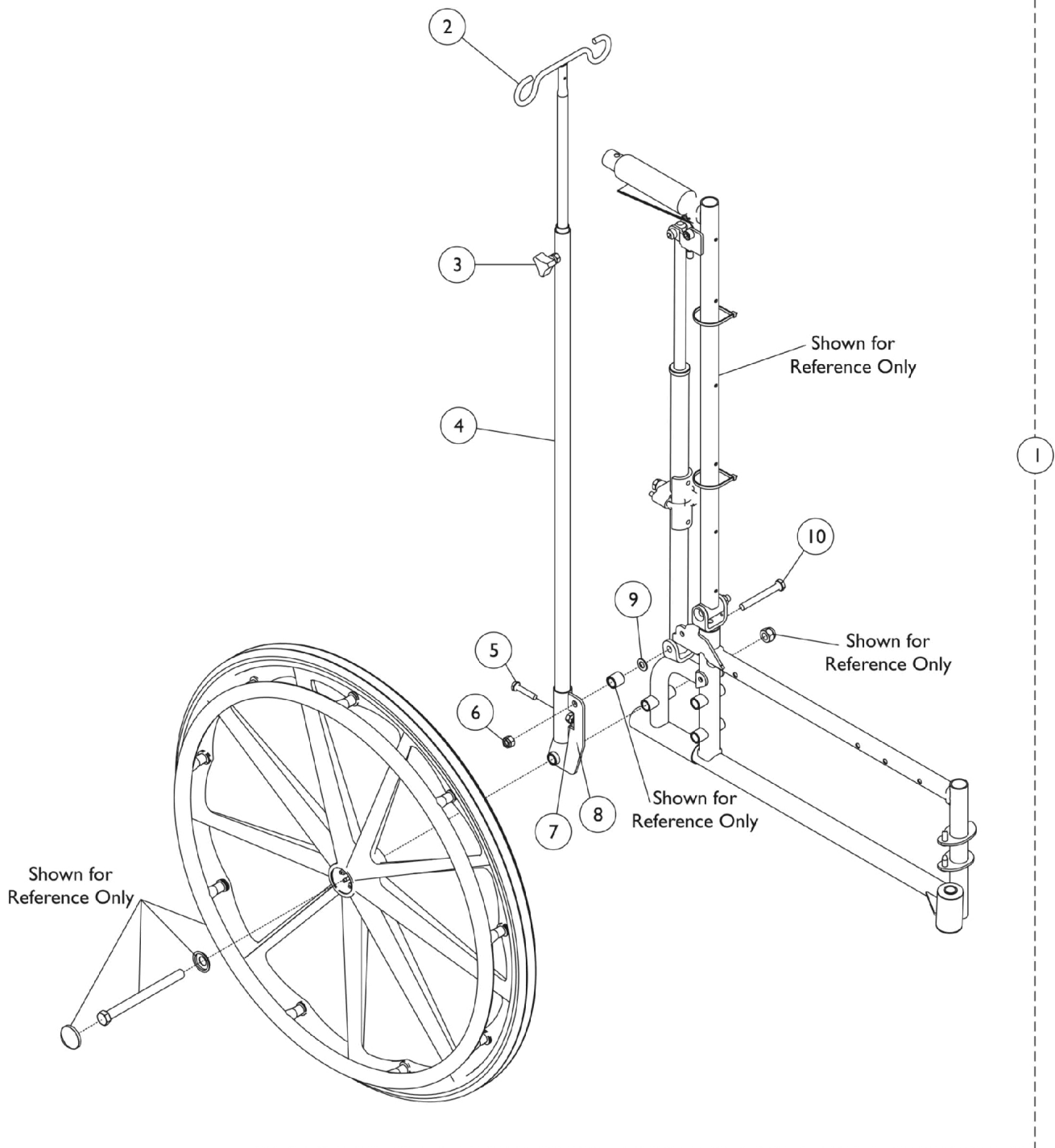
Amputee Attachment



Model Number	Description	Part Number
9357L	Amputee Attachment Assembly, Black	1182781
9357L	Amputee Attachment Assembly, Color	N/A See Note(s) A
NOTE: A - Amputee Attachment Assembly in 71P Silver Vein color is currently not available at this time.		

Recliner Only

I.V. Rod & Bracket - 1322SXR



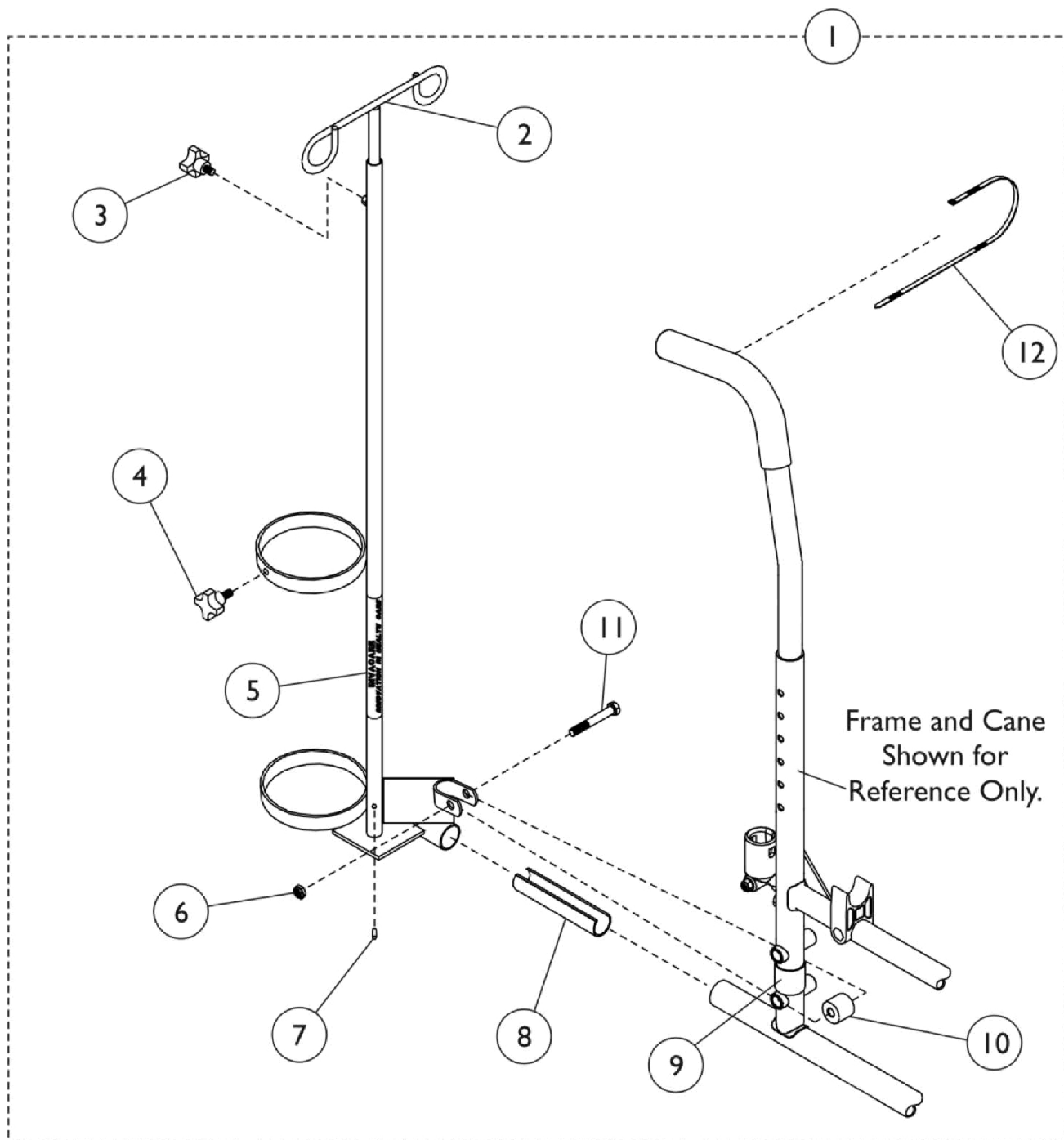
Recliner Only

Item Number	Note	Part Number	Description	Quantity Per	
				Package	Assembly
1	A	1110154	Telescoping I.V. Rob Assembly, Recliner, Black	1	1
2			Rod, I.V., Recliner, Black	1	1
3			Knob, Adjustment, Black	1	1
4			Tube, Support, I.V. Rod, Black	1	1
5			NLA - Screw, Hex Head (1/4-20 x 1-1/4")	1	1
6			Locknut, (5/16-24)	1	1
7			Locknut (1/4-20)	1	1
8			Tube, I.V. Holder, Black	1	1
9			Washer, Steel (11/32 x 5/8 x 3/64")	1	1
10			Screw, Hex Head (5/16-24 x 2-1/2")	1	1
	B	1095497	Decal, Invacare Logo (1.6)	1	1
	B	1114820	Instruction Sheet	1	1

NOTE: A - Includes items 2-10 and an instruction sheet.

B - Not Shown.

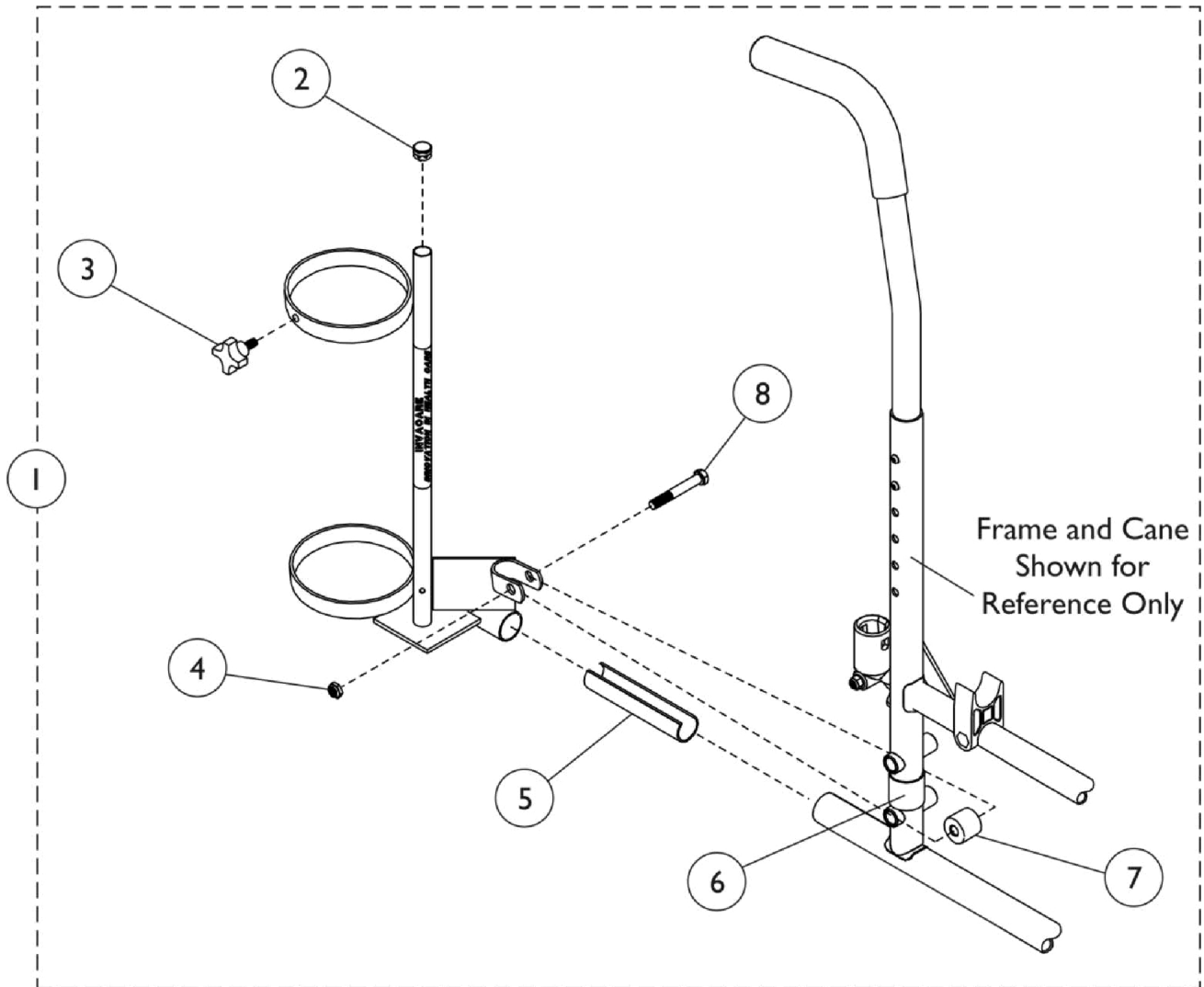
I.V. Oxygen Holder - 1496



I.V. Oxygen Holder - 1496

Item Number	Note	Part Number	Description	Quantity Per	
				Package	Assembly
1	A	1496	Holder, I.V./Oxygen, Chrome	1	1
2		1027468	Rod, I.V.	1	1
3		1027683	Knob, Adjustment, Black	1	1
4		1027684	Knob, Clamping, Black	1	1
5		1070898	Base, I.V./Oxygen	1	1
6		60264X001	Locknut (5/16-24)	1	1
7		1027789	Pin, Roll	1	1
8		1023560	Insert, Guide Tube, Black (3-3/4" Long)	1	1
9		1023618	Insert, Guide Tube, Black (1" Long)	1	1
10		1102577	Spacer, Black (5/16 x 11/16 x 15/16")	1	1
10		1017843-NLA	NLA - Spacer, Chrome (5/16 x 11/16 x 15/16")	1	1
11		11239X000-NLA	NLA - Screw, Hex Head (5/16-24 x 1-3/4")	1	1
12	B	98007X005	Tie Wrap (11-1/2" L)	1	1
		1027931	Instruction Sheet, I.V./Oxygen Holder	1	1
		1095497	Decal, Invacare Logo (1.6)	1	1
NOTE: A - Includes items 2-12. B - Not shown.					

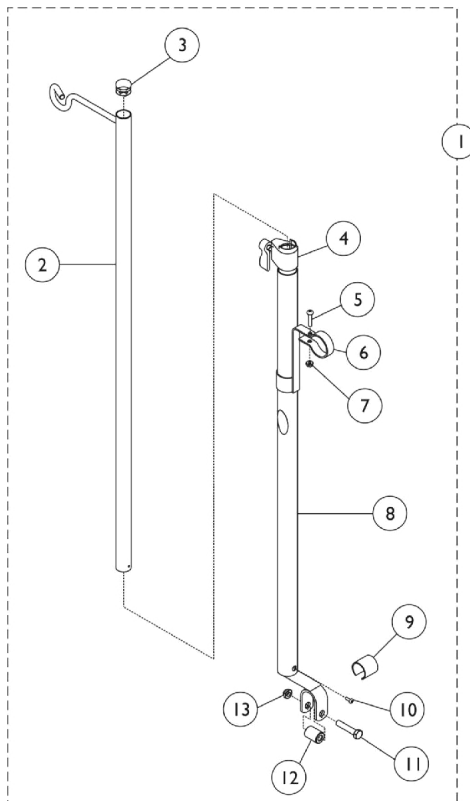
Oxygen Holder - 1497



Oxygen Holder - 1497

Item Number	Note	Part Number	Description	Quantity Per	
				Package	Assembly
1	A	1497	Holder, Oxygen, Black (D and E Tanks)	1	1
2		1017672	Plug Button, Grey (1/2")	1	1
3		1027684	Knob, Clamping, Black	1	1
4		60264X001	Locknut (5/16-24)	1	1
5		1023560	Insert, Guide Tube, Black (3-3/4" Long)	1	1
6		1023618	Insert, Guide Tube, Black (1" Long)	1	1
7		1102577	Spacer, Black (5/16 x 11/16 x 15/16")	1	1
8		11239X000-NLA	NLA - Screw, Hex Head (5/16-24 x 1-3/4")	1	1
	B	1027930	Instruction Sheet, Oxygen Holder	1	1
	B	1095497	Decal, Invacare Logo (1.6)	1	1
NOTE: A - Includes items 2-8. B - Not shown.					

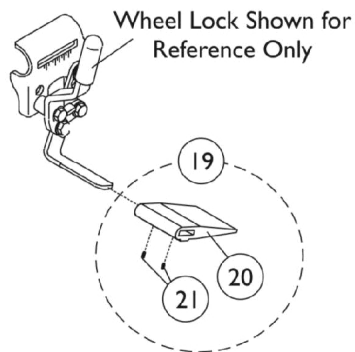
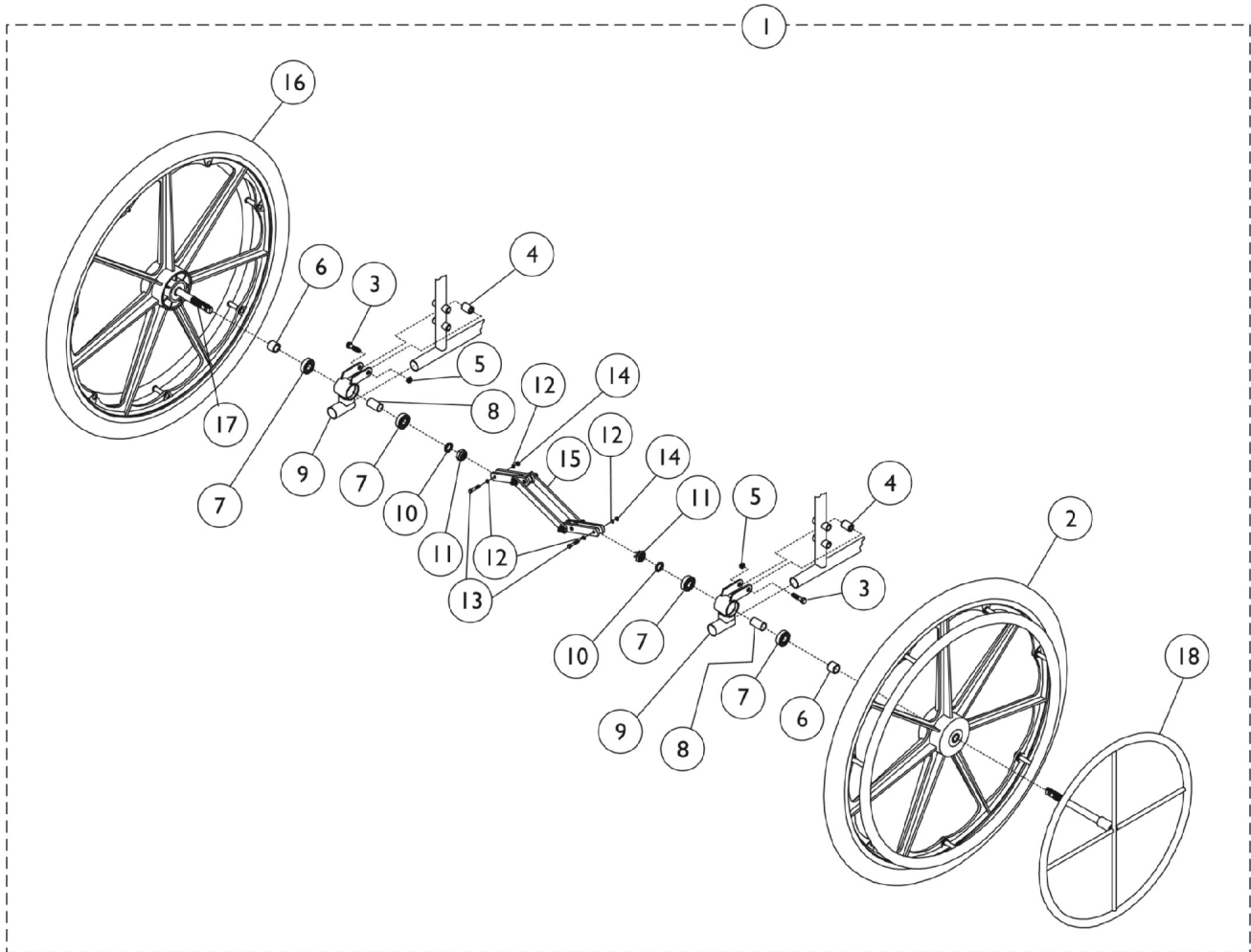
I.V. Rod and Bracket (2218) - Non-Recliner



Item Number	Note	Part Number	Description	Quantity Per	
				Package	Assembly
1	A	1101760-NLA	NLA - Rod, I.V., Telescoping (Model 2218)	1	1
2		1017623	Socket, I.V.	1	1
3		1027095	Plug Button, Black (7/8")	1	1
4		12592X000-NLA	NLA - Adjustment Lock Assembly, Chrome	1	1
5		16718X000-NLA	NLA - Screw, Phillips Pan Head (#10-32 x 7/8")	1	1
6		1020082	Bracket, Mounting, Chrome	1	1
7		60279X003	Locknut (#10-32)	1	1
8		1017623	Socket, I.V.	1	1
9	B	1023618	Insert, Guide Tube, Black (1" Long)	1	1
10		21243X000-NLA	NLA - Screw, Phillips Pan Head (#6-20 x 3/8")	1	1
11		11239X001	Screw, Hex Head (5/16-24 x 1-1/2")	1	1
12		1017843-NLA	NLA - Spacer, Chrome (5/16 x 11/16 x 15/16")	1	1
13		60264X001	Locknut (5/16-24)	1	1
	C	1114827	Instruction Sheet	1	1

NOTE: A - Includes items 2-13 and instruction sheet.
 B - Used on Fixed Front Frames Only.
 C - Not shown.

One Arm Drive For SX5 Non-Recliner Only



One Arm Drive For SX5 Non-Recliner Only

Item Number	Note	Part Number	Description	Quantity Per	
				Package	Assembly
1	A	See Chart	One Arm Drive	1	1
2		1016420	Wheel Assembly w/ Clear Anodized Handrim, Composite, Pneumatic Mag (24")	1	1
2		1036190	Wheel Assembly w/ Clear Anodized Handrim, Composite, Pneumatic Mag w/ Flat Free Insert (24")	1	1
2		1080385-NLA	NLA - Wheel Assembly w/ Chrome Handrim, Composite, Urethane (24")	1	1
2	H	1091816	Wheel Assembly w/ Clear Anodized Handrim, Composite, Corded Urethane (24")	1	1
3		11239X001	Screw, Hex Head (5/16-24 x 1-1/2")	1	4
4		1017843-NLA	NLA - Spacer, Chrome (5/16 x 11/16 x 15/16")	1	2
5		60264X001	Locknut (5/16-24)	1	2
6		47183X021	Spacer (5/8 x 7/8 x 3/4")	1	1
7		40117X006	Bearing (5/8")	1	4
8		1067747	Spacer, Bearing (5/8 x 3/4 x 1-3/64")	1	2
9	B	1058694	Bracket, One Arm Drive, Black	1	2
9	C	1058695	Bracket, One Arm Drive, Black	1	2
10		48323X013	Washer (5/8 x 7/8 x 1/8")	1	2
11		60030X000	Locknut (5/8-18)	1	2
12		40157X000	Washer, Steel (11/32 x 5/8 x 3/64")	1	4
13		1019101	Screw, Hex Head (1/4-28 x 1-1/2")	1	2
14		60320X000	Locknut (1/4-28)	1	2
15		1019105	Scissor Assembly (14 - 15" W)	1	1
15		1019104	Scissor Assembly (16 - 17" W)	1	1
15		1019106	Scissor Assembly (18 - 19" W)	1	1
15		1048655	Scissor Assembly (20" W)	1	1
15		1019103	Scissor Assembly (20 - 22" W)	1	1
16		1025397-NLA	NLA - Wheel Assembly w/ Drive Axle, Composite, Pneumatic Mag (24")	1	1
16		1042075-NLA	NLA - Wheel Assembly w/ Drive Axle, Composite, Pneumatic Mag w/ Flat Free Insert (24")	1	1
16	H	1091817	Wheel Assembly w/ Drive Axle, Composite, Corded Urethane (24")	1	1
17		1028609	Axle, Drive	1	1
18	D	1020454	Handrim, Dual Drive	1	1
18	E	1020455	Handrim, Dual Drive	1	1
19	F	1048656	Kit, Wheel Lock Shoe Spacer	1	2
20			Spacer, Wheel Lock Shoe (1-45/64")	1	1
21			Screw, Set Socket Cup Point (#8-32 x 3/16")	1	2
	G,I	1023334-NLA	NLA - Instruction Sheet	1	1

One Arm Drive For SX5 Non-Recliner Only

NOTE: A - Includes items 2-18 and instruction sheet.
B - For use with Adult style wheelchairs.
C - For use with Hemi style wheelchairs.
D - For use on removable style arms.
E - For use on permanent style arms.
F - Includes items 20 and 21.
G - Not Shown.
H - Non-Corded Tire replaced with a Corded Tire as of 11/16/09. It is recommended that both sides of the Wheel Assemblies be ordered for chairs manufactured before 11/16/09.
I - Item is no longer available from the Invacare Service Parts Department. Refer to the Invacare Website under "Product Literature Search". Enter the part number in the "Keywords" field and download a free PDF version copy.

One Arm Drive For SX5 Non-Recliner Only

One Arm Drive

Chair Width	Seat to Floor	Pneumatic with Flat Free Insert -Right	Pneumatic with Flat Free Insert -Left	Urethane Tires -Right	Urethane Tires -Left
14"	Adult	1058696	1058697	1099553	1099554
	Hemi	1058706	1058707	1099563	1099564
16"	Adult	1058698	1058699	1099555	1099556
	Hemi	1058708	1058709	1099565	1099566
18"	Adult	1058700	1058701	1099557	1099558
	Hemi	1058710	1058711	1099567	1099568
20"	Adult	1058702	1058703	1099559	1099560
	Hemi	1058712	1058713	1099569	1099570
22"	Adult	1058704	1058705	1099561	1099562
	Hemi	1058714	1058715	1099571	1099572

NOTE: Right or left side refers to the side of chair the drive handrim is on.

Accessories - Solid Folding Seat

Not Used on Recliner Models

Size	Nylon Part Number	Vinyl Part Number
14" W x 16" D	8881110369-NLA See Note(s) A	8881110377-NLA See Note(s) B
14" W x 18" D	8881110373 See Note(s) A	8881110381-NLA See Note(s) B
16" W x 16" D	8881110370-NLA See Note(s) A	8881110378-NLA See Note(s) B
16" W x 18" D	8881110374-NLA See Note(s) A	8881110382-NLA See Note(s) B
18" W x 16" D	8881110371-NLA See Note(s) A	8881110379 See Note(s) B
18" W x 18" D	8881110375-NLA See Note(s) A	8881110383-NLA See Note(s) B
20" W x 16" D	1110372 See Note(s) A	8881110380-NLA See Note(s) B
20" W x 18" D	8881110376-NLA See Note(s) A	8881110384-NLA See Note(s) B

NOTE: A - Nylon upholstery color is black.

B - Specify upholstery color when ordering, see category titled "Upholstery Colors."

NOTE: Solid Folding Seats are 2" narrower than the actual chair width and are not available on chairs over 20" wide.

SX5RC Conversion Kit

NOTE: SX5RC Conversion Kit will convert a SX5 Wheelchair into a SX5RC Wheelchair.

Nylon Upholstery

Chair Width	Part Number
14" Wide	1110201-NLA See Note(s) A
16" Wide	1110202-NLA See Note(s) B
18" Wide	1110203-NLA See Note(s) C
20" Wide	1110204-NLA See Note(s) D
22" Wide	1110205-NLA See Note(s) E
<p>NOTE: A - No Longer Available. Order through the Configurator using RCL14 B - No Longer Available. Order through the Configurator using RCL16 C - No Longer Available. Order through the Configurator using RCL18 D - No Longer Available. Order through the Configurator using RCL20 E - No Longer Available. Order through the Configurator using RCL22</p> <p>NOTE: SX5RC Conversion Kit includes: Right/Left Back Assemblies, Back Upholstery, Headrest Upholstery, Spreader Bar, Hardware and Instruction Sheet.</p> <p>NOTE: Rear Wheel Types U2244BK, 2244BK and 4244BK are not compatible with SX5RC Conversion Kits.</p> <p>NOTE: If the wheelchair has 20-inch rear wheels, clamp-on wheel locks (Right 8881181914; Left 8881181915) and Mounting Hardware (1030987) (1ea.) must be used with the short wheel lock shoe extension (1048656) (2 ea.).</p> <p>NOTE: If the wheelchair has 22-inch rear wheels, clamp-on wheel locks (Right 8881181914; Left 8881181915) and Mounting Hardware (1030987) (1ea.) must be used (without a wheel lock shoe extension).</p> <p>NOTE: If the wheelchair has 24-inch rear wheels, bolt-on wheel locks must be used with the large wheel lock shoe extension (1037421) (1 ea.).</p>	

Vinyl Upholstery

Chair Width	Part Number
14" Wide	8881110195-NLA See Note(s) B, A
16" Wide	8881110196-NLA See Note(s) A, C
18" Wide	8881110197-NLA See Note(s) A, D
20" Wide	8881110198-NLA See Note(s) E, A
22" Wide	8881110199-NLA See Note(s) A, F

SX5RC Conversion Kit

NOTE: SX5RC Conversion Kit will convert a SX5 Wheelchair into a SX5RC Wheelchair.

NOTE: A - Specify upholstery color when ordering, see category titled, "Upholstery Colors."

B - No Longer Available. Order through the Configurator using RCL14

C - No Longer Available. Order through the Configurator using RCL16

D - No Longer Available. Order through the Configurator using RCL18

E - No Longer Available. Order through the Configurator using RCL20

F - No Longer Available. Order through the Configurator using RCL22

NOTE: SX5RC Conversion Kit includes: Right/Left Back Assemblies, Back Upholstery, Headrest Upholstery, Spreader Bar, Hardware and Instruction Sheet.

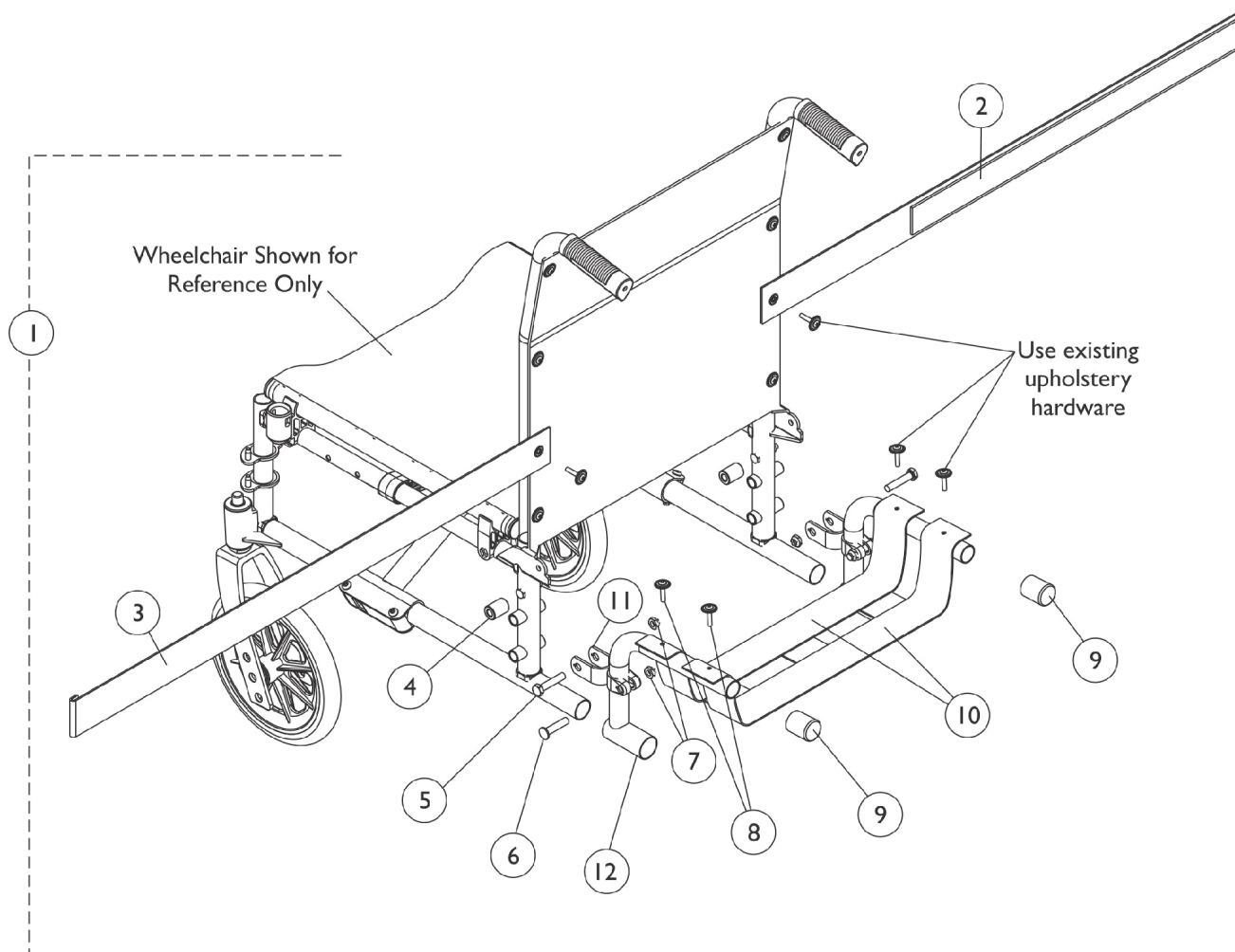
NOTE: Rear Wheel Types U2244BK, 2244BK and 4244BK are not compatible with SX5RC Conversion Kits.

NOTE: If the wheelchair has 20-inch rear wheels, clamp-on wheel locks (Right 8881181914; Left 8881181915) and Mounting Hardware (1030987) (1 ea.) must be used with the short wheel lock shoe extension (1048656) (2 ea.).

NOTE: If the wheelchair has 22-inch rear wheels, clamp-on wheel locks (Right 8881181914; Left 8881181915) and Mounting Hardware (1030987) (1 ea.) must be used (without a wheel lock shoe extension).

NOTE: If the wheelchair has 24-inch rear wheels, bolt-on wheel locks must be used with the large wheel lock shoe extension (1037421) (1 ea.).

Luggage Carrier



Luggage Carrier

Item Number	Note	Part Number	Description	Quantity Per	
				Package	Assembly
1	A	8881154504	Luggage Carrier Assembly w/ Hardware, Color (18" Wide)	1	1
2			Strap Securing Luggage Hook Assembly	1	1
3			Strap Securing Luggage Loop Assembly	1	1
4			NLA - Spacer, Chrome (5/16 x 11/16 x 15/16")	1	2
5			Screw, Hex Head (5/16-24 x 1-1/2")	1	2
6			Bolt, Lug (5/16-24 x 1-3/8")	1	2
7			Locknut (5/16-24)	1	4
8			Screw, Phillips Oval Head w/ Washer (#10-16 x 7/8")	1	4
9			Cap, End, Tube, Black (7/8")	1	2
10			Strap, Luggage Carrier (18" Wide)	1	1
11			Bracket, Mounting, Color	1	2
12			Bracket, Support, Color	1	2
			Instruction Sheet, Luggage Carrier	1	1
1	A	8881154352	Luggage Carrier Assembly w/ Hardware, Color (20" Wide)	1	1
2			Strap Securing Luggage Hook Assembly	1	1
3			Strap Securing Luggage Loop Assembly	1	1
4			NLA - Spacer, Chrome (5/16 x 11/16 x 15/16")	1	2
5			Screw, Hex Head (5/16-24 x 1-1/2")	1	2
6			Bolt, Lug (5/16-24 x 1-3/8")	1	2
7			Locknut (5/16-24)	1	4
8			Screw, Phillips Oval Head w/ Washer (#10-16 x 7/8")	1	4
9			Cap, End, Tube, Black (7/8")	1	2
10			Strap, Luggage Carrier (20" Wide)	1	1
11			Bracket, Mounting, Color	1	2
12			Bracket, Support, Color	1	2
			Instruction Sheet, Luggage Carrier	1	1

NOTE: A - Includes items 1-12. Specify 34P Flat Black when ordering.

Accessories - Miscellaneous

Seat Positioning Straps

Chair Width	Part Number	Positioning Strap Type	Seat Positioning Strap Hardware- Requires 2 ea. Screw, Phillips Oval Head w/ Washer (#10-16 x 7/8")
14 - 18"	1034744	Hook & Loop	1076283 See Note(s) A1, A
20 - 22"	1034745	Hook & Loop	1076283 See Note(s) A1, A
14 - 18"	1004310	Auto	1076283 See Note(s) A1, A
20 - 22"	1143051	Auto	1076283 See Note(s) A1, A
NOTE: A - When a customer request a Seat Positioning Strap for models GVTRSX50, GVTRSX56, GVTRSX58 manufactured After 01/31/18 2 ea. part #1076283 Screw w/ Washer must be ordered as well to attach to the Back Canes. A1 - Before 02/01/19 the existing Back Upholstery screws were used.			

Miscellaneous

Model Number	Part Number	Description
1514	1037080	Overhead Anti-Theft Device
1335	1143048	Non-Folding Device (14-24")
1329	1143049	Kit, Wheel Lock Extension Handle, Black (8" - Pair)

Accessories - Miscellaneous

Anti-Tippers

Model Number	Part Description	Part Number
1360 EX2, EXI, SX5	Anti-Tipper (Pair) For Chairs with 8" Fork & Casters	1058836 See Note(s) A
1360A EX2, EXI, SX5	Anti-Tipper (Pair) For Chairs with 6" Fork & Caster	1061112 See Note(s) A
9758/Fixed Front Frame	Anti-Tippers, Chrome (Pair)	1143052
9758/Fixed Front Frame	Anti-Tippers, Color (Pair)	N/A See Note(s) C
SX5 Recliner	(1) each Anti-Tipper, Chrome	1088242-NLA See Note(s) D, B
SX5 Recliner	(1) each Anti-Tipper, Black	1192313 See Note(s) B
SX5 Recliner	Anti-Tippers, Color (Pair)	N/A See Note(s) C
EX2, EX1, EX5, SX5, & Recliner	Anti-Rattle (1")	15680X013
NOTE: A - Includes instruction sheet. B - This is a single part number, and does not include instruction sheet. C - Anti-Tippers in 71P Silver Vein color is currently not available. D - Chrome no longer available. Order part #1192313 in Black. Recommended to order a quantity of 2 to match.		

Carrying Pocket

Size	Part Number
14" Small	8881047954-NLA See Note(s) A
16", 18", 20" Medium	8881047957 See Note(s) A
22" Large	8881047960 See Note(s) A
NOTE: A - Specify upholstery color when ordering, see category titled, "Upholstery Colors and Frame Finishes."	

Invacare Corporation

www.invacare.com



Yes, you can.

One Invacare Way
Elyria, Oh USA
44036-2125
800-333-6900

Technical Support
800-832-4707
Florida Technical Support
407-321-5630

Customer Service
800-333-6900

© 2022 Invacare Corporation. All rights reserved. Republication, duplication or modification in whole or in part is prohibited without prior written permission from Invacare. Trademarks are identified by ™ and ®. All trademarks are owned by or licensed to Invacare Corporation or its subsidiaries unless otherwise noted.
(Revised 08/10/22)

Form No. 02-016