

**Storm Series®  
3G  
(Elevating Seat included ESS6-STM)**

**Arrow®  
Ranger X™  
Torque™ SP/SE/3  
Power Wheelchairs**



*Yes, you can.*

## Parts Catalog Usage Guide

The information contained in this document is subject to change without notice. This catalog contains service parts for Form No. 00-191. If you have any questions regarding this catalog, please contact one of our Customer Service Representatives.

### For Customer Service Support Call:

**1-800-333-6900**

### For Faxed In Orders Call:

**1-800-678-4682 or**

**1-440-366-0709**

### For Technical Service Call:

**1-800-832-4707**

### Literature Can Be Found at:

**www.invacare.com or**

**1-800-828-6272**

## SYMBOL DEFINITION

Throughout this catalog you will notice letters to draw your attention to specific footnotes which are located at the bottom of the page or below specified charts.

Examples:

A,B,C etc. = Special Comments

NOTE: = General information pertaining to that specific page

NLA = No Longer Available

## HARDWARE MEASUREMENTS

The measurements for the hardware will be listed as follows:

Screws, Bolts Diameter X Thread Count/Pitch X Length

Washers Inside Diameter X Outside Diameter X Thickness

Spacers Inside Diameter X Outside Diameter X Length

For your convenience, we have supplied an area for you to list your Invacare Representatives.

Name	Phone Numbers

© 2022 Invacare Corporation. Elyria, Ohio. Invacare, Yes, you can., the Blue Medallion Design, Storm Series, Arrow, Tarsys are registered trademarks and MKIV, MK6i, Ranger X, Torque, and GB are trademarks of Invacare Corporation. Otto Bock is a registered trademark of Otto Bock Orthopaedische Industrie GMBH & Co., Tash is a registered trademark of Tash International Inc., Therafin is a registered trademark of W/R/ Medical Electronics Co., Bussman is a registered trademark of Cooper Industries., MIDI is a registered trademark of Littelfuse Inc., Dynamic is a registered trademark of Dynamic Controls Limited. Super Lube is a registered trademark of Synco Chemical Corporation.



# TABLE of CONTENTS

<b>Description</b>	<b>Page Number</b>
A: READ THIS FIRST (THIS CATALOG IS DIFFERENT!) .....	8
Accessories - Miscellaneous .....	270
Accessories - Oxygen Holder Assembly Kit - Captain Seat (After 4/14/03) .....	263
Accessories - Oxygen Holder Assembly Kit - Captain Seat (Before 4/15/03) .....	262
Accessories - Oxygen Holder Assembly Kit - ADJASBA Seats (After 7/4/05) .....	266
Accessories - Oxygen Holder Assembly Kit - ASBA Seats (Before 7/5/05) .....	265
Accessories - Power Wheelchair Tool Kit .....	268
Anti-Tippers - 3" Wheel Assembly .....	152
Anti-Tippers - Extended Wheel Assembly .....	154
Arms - Adj. Height - Seat Frames (16"-24" Wide by 16"-22" Deep) .....	123
Arms - Adj. Height - ASBA Seats (12-13" W x 12-15" D) (14-15" W x 12-22" D) & ADJASBA Seats (12-16" W x 12-18" D) .....	118
Arms - Cantilever .....	134
Arms - Captain Seat & Hardware (18" Wide Models) .....	114
Arms - Captain Seat & Hardware (20" and 22" Wide Models) .....	116
Arms - Fixed Height - Seat Frames (16"-24" Wide by 16"-22" Deep) .....	120
Arms - Mtg. Front/Rear Arm Socket Asbly. & Hdwr. For ADJASBA Seat (12"-16" Wide) (After 7/4/05) .....	128
Arms - Mtg. Front/Rear Arm Socket Asbly. & Hdwr. For ADJASBA Seats (16"-24" Wide) TRRO Option .....	132
Arms - Mtg. Front/Rear Arm Socket Asbly. & Hdwr. For ADJASBA/ADJRECL Seats (16"-24" Wide) (After 7/4/05) .....	130
Arms - Mtg. Swingaway Hdwr. For ASBA and ADJASBA/ADJRECL Seats .....	126
Backs - Contoura - Mounting Hardware - ADJASBA Only .....	71
Backs - Contoura - w/o Mounting Hardware .....	68

# TABLE of CONTENTS

Description	Page Number
Backs - Curve Contoura without Mounting Hardware - After 5/14/09 .....	64
Backs - Metal Curved Assembly (16" - 24" W) .....	54
Backs - Mounting Hardware - Curve Contoura - After 5/14/09 .....	74
Backs - Mounting Hardware - Metal Curved (16" -24" W) .....	73
Backs - Recliner Assembly For ADJRECL Seat Frames (After 7/4/05) .....	79
Backs - Recliner Assembly For ASBA Seat Frames (Before 7/5/05) .....	76
Battery Box & Tray Assembly - 22NF Batteries .....	256
Battery Boxes & Support Frame - Group 24 Batteries .....	252
Battery Chargers - MK6i Battery Cables & Sensor Cables .....	250
Battery Chargers & MKIV Harnesses .....	247
Canes - Back - Attaching Hardware For ADJASBA Seat (12"-16" Wide) (After 7/4/05) .....	92
Canes - Back - Attaching Hardware For ADJASBA Seat (16"-24" Wide) (After 7/4/05) .....	98
Canes - Back - Attaching Hardware For ADJASBA Seats (12"-16" W x 12"-15" D) (TRRO Option) .....	94
Canes - Back - Attaching Hardware For ADJASBA Seats (12"-16" W x 16"-18" D) (TRRO Option) .....	96
Canes - Back - Attaching Hardware For ADJASBA Seats (16"-24" Wide) TRRO Option .....	100
Canes - Back - Spreader Bars & Attaching Hardware For ASBA Seats (12"-24" Wide) (Before 7/5/05) .....	82
Canes - Back - Spreader Bars For ADJASBA Seat (12"-16" Wide) (After 7/4/05) .....	87
Canes - Back - Spreader Bars For ADJASBA Seat (16"-24" Wide) (After 7/4/05) .....	89
Casters & Forks (6" Assembly) .....	212
Casters & Forks (8" and 9" Assemblies) .....	209
Controller Shroud Cover Locations .....	244

# TABLE of CONTENTS

Description	Page Number
Cushions - Seat - Contoura Seating - ADJASBA Only .....	51
Electronics - MK6i ~PLEASE READ THIS SECTION~ .....	246
Electronics - MKIV ~PLEASE READ THIS SECTION~ .....	245
Elevating Seat Option - Battery Tray, Proximity Sensor and Hardware .....	258
Elevating Seat Option - Elevating Actuator, Switch Sensor and Hardware .....	260
Fender Assembly - (4 Pole Motors After 8/16/10 US and Canada) .....	243
Fender Assembly (4 Pole Motors Before 8/17/10 US and Canada) and GB Motors .....	241
Frame Finishes - Touch-Up Paints & Upholstery Options .....	9
Frames - Base .....	137
Frames - Captain Seat & Actuator Hardware (After 10/31/01) .....	36
Frames - Captain Seat & Actuator Hardware (Before 11/1/01) .....	34
Frames - Hardware - Base Interface - Formula CG Powered Seating w/ TRBKTS Option ....	141
Frames - Hardware - Base Interface - ADJASBA Seat w/ TRRO/TRBKTS Option .....	139
Frames - Hardware - Seat Mtg. - ASBA (12"-15" Wide) - ADJASBA Seats & TRBKTS Option (12"-16" Wide)	38
Frames - Hardware - Seat Mtg. - ADJASBA Seats with TRRO Option (16"-24" Wide) .....	46
Frames - Hardware - Seat Mtg. - ADJASBA/ADJRECL (16"-24" Wide) (After 7/4/05) & TRBKTS Option	44
Frames - Hardware - Seat Mtg. - ASBA (16"-24" Wide) (Before 7/5/05) .....	42
Frames - Hardware - Seat Mtg. - Elevating Seat Option - ADJASBA (16"-22" Wide) (After 7/4/05)	28
Frames - Hardware - Seat Mtg. - Elevating Seat Option - ASBA (16"-22" Wide) (Before 7/5/05) & Captain Seat	26
Frames - Hardware - Seat Mtg. (12"-16" Wide) ADJASBA Seats with TRRO Option .....	40
Frames - Seat - ADJASBA, Seat Pan & Hdwr. (12"-16" Wide) (After 7/4/05) .....	18

# TABLE of CONTENTS

<b>Description</b>	<b>Page Number</b>
Frames - Seat - ADJASBA/ADJRECL, Seat Pan & Hdwr. (16"-20" W x 16"-22" D) (After 7/4/05)	22
Frames - Seat - ADJASBA/ADJRECL, Seat Pan & Hdwr. (20"-24" W x 16"-22" D) (After 7/4/05)	24
Frames - Seat - ASBA & Hardware (12"-15" Wide) (Before 7/5/05) .....	16
Frames - Seat - ASBA & Hardware (16"-24" Wide) (Before 7/5/05) .....	20
Front Rigging - PLEASE READ THIS SECTION - .....	156
Label Locations For TRRO and TRBKTS Options .....	14
Motor/Gearbox Asbly. Ref. Chart - MK6i Electronics (4-Pole After 10/8/06) & (GB After 5/21/07)	163
Motor/Gearbox Asbly. Ref. Chart - MKIV Electronics (4-Pole Before 10/9/06) & (GB Before 5/22/07)	157
Motors - 4 Pole & Gearboxes For MK6i Electronics (US and Canada 10/09/06 - 8/16/10) .....	173
Motors - 4 Pole & Gearboxes For MKIV Electronics (Before 10/9/06) .....	168
Motors - 4 Pole & SSD Gearboxes For MK6i Electronics (US and Canada 8/17/10-8/29/17) .	180
Motors - 4 Pole & SSD Gearboxes For MK6i Electronics (US and Canada After 8/29/17) .....	185
Motors - GB - Reference Chart (By Serial # Year/Month) - Warranty or Reconditioned Motor Replacement	208
Motors - GB (TrueTrack) Non-Heavy Duty Motors & Hdwr. For MKIV Electronics Only .....	188
Motors - GB Connector Covers .....	206
Motors - GB HD (TrueTrack) Motors & Hdwr. For Both MKIV Elec.'s (Before 5/22/07 & MK6i After 5/21/07)	194
Packaging - Carton - Bag - Literature - Decals .....	11
Seat Pans & Attaching Hardware - For ASBA Seat (Before 7/5/05) .....	48
Seats - Captain (After 10/31/01) .....	32
Seats - Captain (Before 11/1/01) .....	30
Shock Absorbers .....	143

# TABLE of CONTENTS

<b>Description</b>	<b>Page Number</b>
Shock Suspension Mounting Hardware .....	145
Suspension Arm & Mounting Hardware - 4-Pole Motors (US and Canada After 8/16/10) .....	148
Suspension Arm & Mounting Hardware - 4-Pole Motors (US and Canada Before 8/17/10) ....	146
Suspension Arm & Mounting Hardware - Gearless/ Brushless .....	150
TRRO and TRBKTS Option Clarification Reference .....	15
Upholstery - Back - Nylon (Non-Recliner) .....	102
Upholstery - Back - Recliner - Nylon .....	108
Upholstery - Back - Recliner - Vinyl .....	110
Upholstery - Back - Vinyl (Non- Recliner) .....	105
Upholstery - Headrest & Pillows .....	112
Warranty Replacement Parts .....	273
Wheel Lock Assembly - (4 Pole Motors After 8/16/10 US and Canada) .....	237
Wheel Lock Assembly - (4 Pole Motors Before 8/17/10 US and Canada) .....	235
Wheel Lock Assembly - Gearless/Brushless .....	239
Wheels - Drive for Free Wheel Hubs - 4-Pole Motors Only .....	218
Wheels - Drive for GB TrueTrack Heavy Duty (TTHD) Motors .....	219
Wheels - Drive for Non-Free Wheel Hubs - 4 Pole Motors (US and Canada After 8/16/10) ....	216
Wheels - Drive for Non-Free Wheel Hubs (4 Pole Motors Before 8/17/10 US and Canada) & GB Non-Heavy Duty Motors	214
Wheels - Free Hub Kits - (4 Pole Motors After 8/16/10 US and Canada) .....	233
Wheels - Free Hub Kits - (4 Pole Motors Before 8/17/10 US and Canada) .....	231
Wheels - Free Hub Mount & Hardware - (4 Pole Motors After 8/16/10 US and Canada) .....	229

# TABLE of CONTENTS

<b>Description</b>	<b>Page Number</b>
Wheels - Free Hub Mount & Hardware - 4-Pole Motors Only (4 Pole Motors Before 8/17/10 US and Canada)	227
Wheels - Non-Free Hub Mount & Hardware - (4 Pole Motors After 8/16/10 US and Canada) .	223
Wheels - Non-Free Hub Mount & Hardware - (4 Pole Motors Before 8/17/10 US and Canada)	221
Wheels - Non-Free Hub Mount & Hardware - GB Non-Heavy Duty Motors .....	225

## **A: READ THIS FIRST (THIS CATALOG IS DIFFERENT!)**

The Storm Series 3G<sup>®</sup> Arrow<sup>®</sup>, Ranger X<sup>™</sup> and Torque<sup>™</sup> SP/SE/3 parts catalog information is now divided into three separate catalogs.

The Form Numbers and Cover Titles are listed below.

### **Form # 00-191**

Storm Series 3G  
& (Elevating Seat ESS6-STM\*)  
Arrow  
Ranger X  
Torque SP/SE/3  
Powered Wheelchairs

### **Form # 06-100**

Storm Series 3G  
Front Riggings & MKIV Electronics

### **Form # 06-110**

MK6i Electronics  
(MK6i was introduced on or about 10/9/06)

**Use all three form numbers to order a “complete” Parts Catalog**

\* Elevating Seat Option ESS6-STM for ADJASBA & VAN Seats was discontinued 10/16/06

# Frame Finishes, Touch-Up Paints and Upholstery Options

## Frame Finishes and Touch-Up Paint

Color Number	Part Number	Bottle Size	Frame Finish
08P	1031456-NLA	.6 oz.	Deep Purple
17P	1046319-NLA	.6 oz.	Cobalt Blue
22P	1033376-NLA	.6 oz.	Anthracite
24P	1031450-NLA	.6 oz.	Wet Black
29P	1031447-NLA	.6 oz.	White
30P	N/A	N/A	Sunny Yellow
33P	1031455-NLA	.6 oz.	Red
34P	1046327-NLA	.6 oz.	Flat Black
60P	N/A	N/A	Silver Metallic
61P	1046321-NLA	.6 oz.	Electric Red
62P	1046320-NLA	.6 oz.	Electric Blue
66P	1046322-NLA	.6 oz.	Electric Purple
69P	1101320-NLA	.6 oz.	Teflon Black
71P	N/A	N/A	Silver Vein
80P	1073892-NLA	.6 oz.	Evergreen with Navy
83P	1073895-NLA	.6 oz.	Royal Blue with Grape
84P	1073896-NLA	.6 oz.	Lavender
101P	1101325-NLA	.6 oz.	Jeweled Green
102P	1101327-NLA	.6 oz.	Denim Blue
103P	1101324-NLA	.6 oz.	Mocha Frost
104P	1101316-NLA	.6 oz.	Electric Teal
105P	1101326-NLA	.6 oz.	Midnight Blue
115P	1133371-NLA	.6 oz.	Black Prism
116P	1133372-NLA	.6 oz.	Sunkissed Orange
117P	1133373-NLA	.6 oz.	Tangerine Red
118P	1133374-NLA	.6 oz.	Fruit Fusion
119P	1133375-NLA	.6 oz.	Bubblegum Pink
120P	1133376-NLA	.6 oz.	Grape Madness
121P	1133377-NLA	.6 oz.	Lolly Pop Blue
122P	1133378-NLA	.6 oz.	Cosmic Blue
123P	1133379-NLA	.6 oz.	Celestial Purple
124P	1133380-NLA	.6 oz.	Vivid Violet
125P	1133381-NLA	.6 oz.	Emerald Green
126P	1133382-NLA	.6 oz.	Shamrock Green
127P	1133383-NLA	.6 oz.	Grasshopper Green



# Frame Finishes, Touch-Up Paints and Upholstery Options

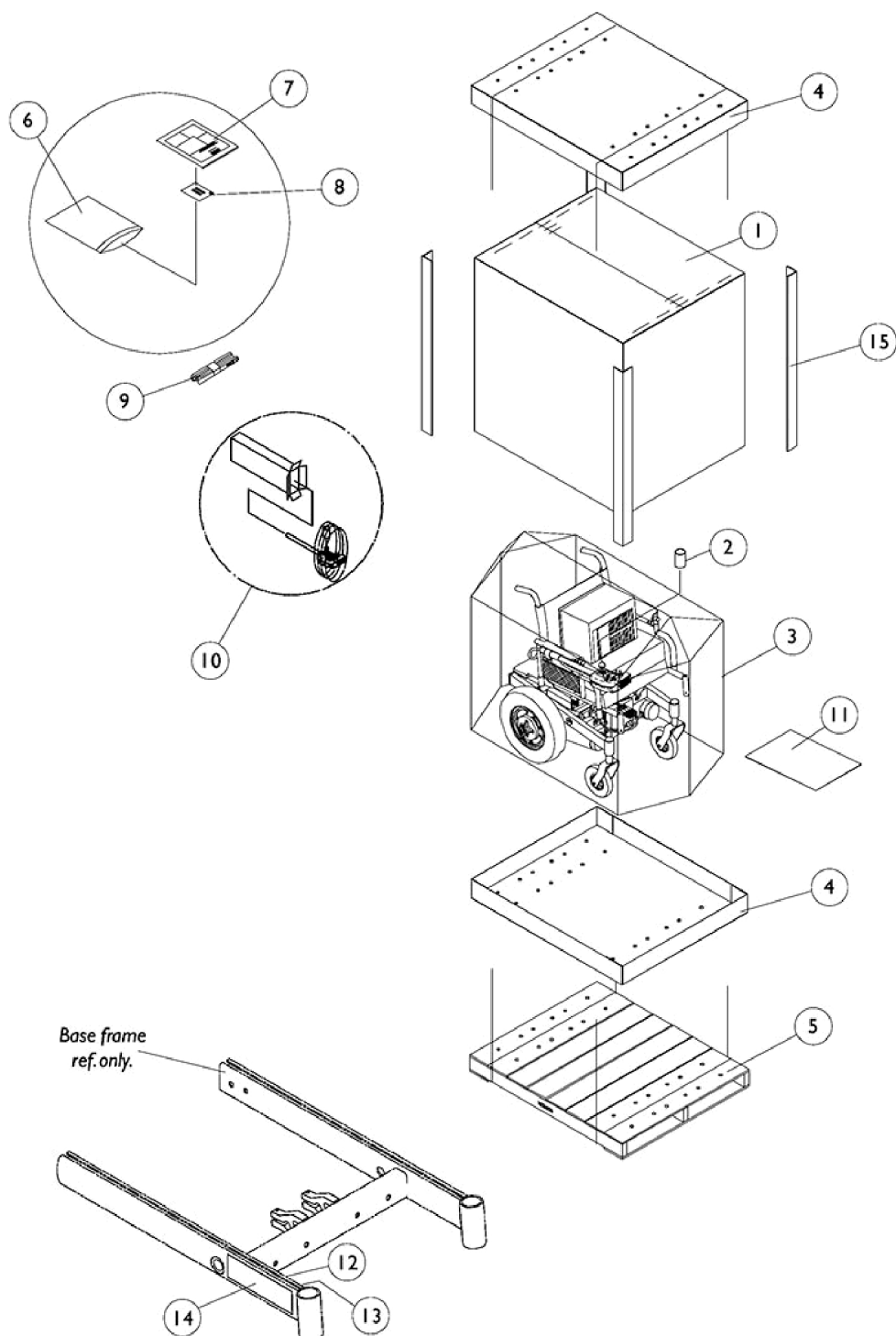
## Sparkle Frame Finishes

Color Number	Frame Finish
88P	Wet Black with Twilight Sparkle

## Upholstery Options

Vinyl Color	Nylon Color
U67 Black	U240 Black

## Packaging, Literature and Decals



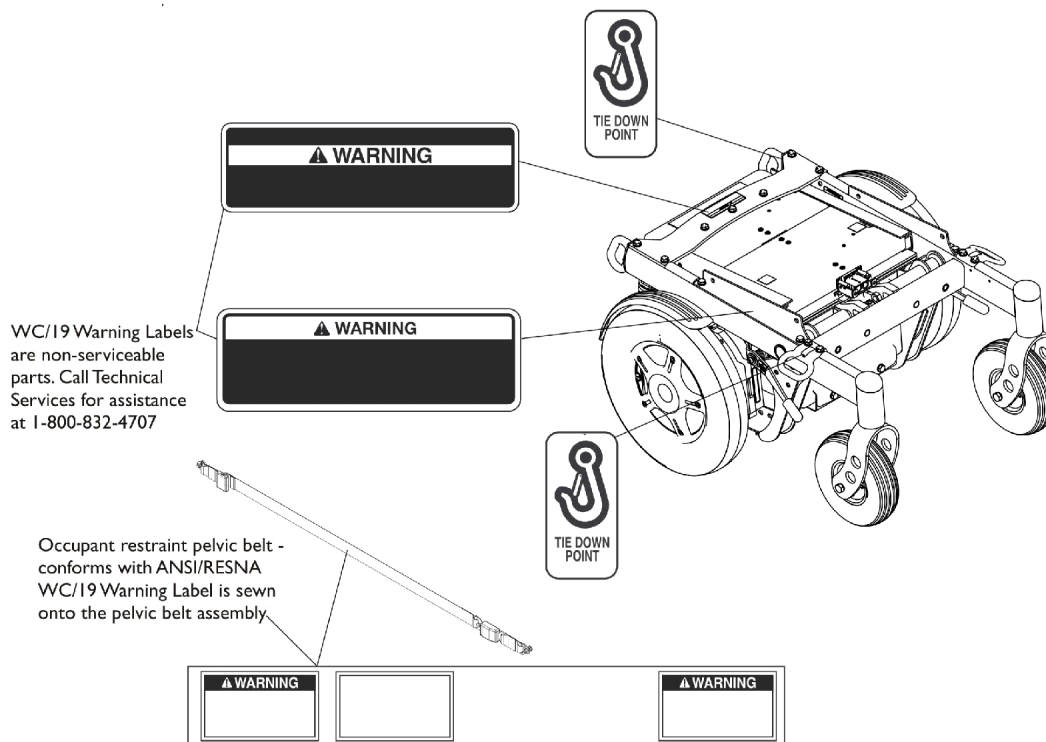
## Packaging, Literature and Decals

Item Number	Note	Part Number	Description	Quantity Per	
				Package	Assembly
1	A	1030364	Carton, Cover	1	1
1	B	1031682	Carton, Cover	1	1
1	C	1036028	Carton, Cover	1	1
1	D	1030365	Carton, Cover	1	1
2		1043198-NLA	NLA - Tube, Paper	1	1
3		1015609-NLA	NLA - Bag, Poly (28" W x 44" D x 80" H)	1	1
4	H	1030362	Carton, Tray	1	2
4	I	1036027	Carton, Tray	1	2
5	K	See Note	See Footnote	1	1
6		1021149-NLA	NLA - Bag, Poly Zip-Lip (13" L x 9" W)	1	1
7	N	1134791-NLA	NLA - Owner's Manual, 3G Storm with MKIV Electronics	1	1
7	N	1143151-NLA	NLA - Owner's Manual, 3G Storm Base with MK6i Electronics	1	1
7	N	1143192-NLA	NLA - Owner's Manual, ADJASBA Seat with MK6i Electronics	1	1
7	N	1143195-NLA	NLA - Owner's Manual, Van Seat's with MK6i Electronics	1	1
8		00077X031-NLA	NLA - Warranty Card	1	1
9		50000X121	Strap, Battery Lift	1	1
10	P	1012001-NLA	NLA - Carton, Joystick	1	1
10		40131X011-NLA	NLA - Carton, Front Riggings	1	1
11		40131X161	Insert, Plain Pad	1	1
12		1035900	Decal, Transportation	1	1
13		1119281-NLA	NLA - Plate, Name, Patent Numbers	1	1
14		1133255	Decal, Torque SP, Yellow	1	2
14	L	1144627-NLA	NLA - Decal, Torque SP, Black	1	2
14		1146486-NLA	NLA - Decal, Torque SE, Yellow	1	2
14	L	1146487-NLA	NLA - Decal, Torque SE, Black	1	2
14		1151551	Decal, Torque 3, Yellow	1	2
14	L	1151552	Decal, Torque 3, Black	1	2
14		1133253-NLA	NLA - Decal, Yellow - Arrow	1	2
14	L	1144625-NLA	NLA - Decal, Black - Arrow Storm	1	2
14		1133254-NLA	NLA - Decal, Yellow - Ranger X	1	2
14	L	1144626-NLA	NLA - Decal, Black - Ranger X	1	2
15	A	1115174	Carton, Corner Reinforcement	1	2
15	B	1129589-NLA	Carton, Corner Reinforcement	1	2
15	C	1129590-NLA	Carton, Corner Reinforcement	1	2
	F,G	1104820-NLA	NLA - Package, Decal, Yellow - Torque SP	1	1
	F,G,L	1144630-NLA	NLA - Package, Decal, Black - Torque SP	1	1
	F,G	1146488-NLA	NLA - Package, Decal, Yellow - Torque SE	1	1
	F,G,L	1146489-NLA	NLA - Package, Decal, Black - Torque SE	1	1
	F,G	1151553-NLA	NLA - Package, Decal, Yellow - Torque 3	1	1
	F,G,L	1151554-NLA	NLA - Package, Decal, Black - Torque 3	1	1

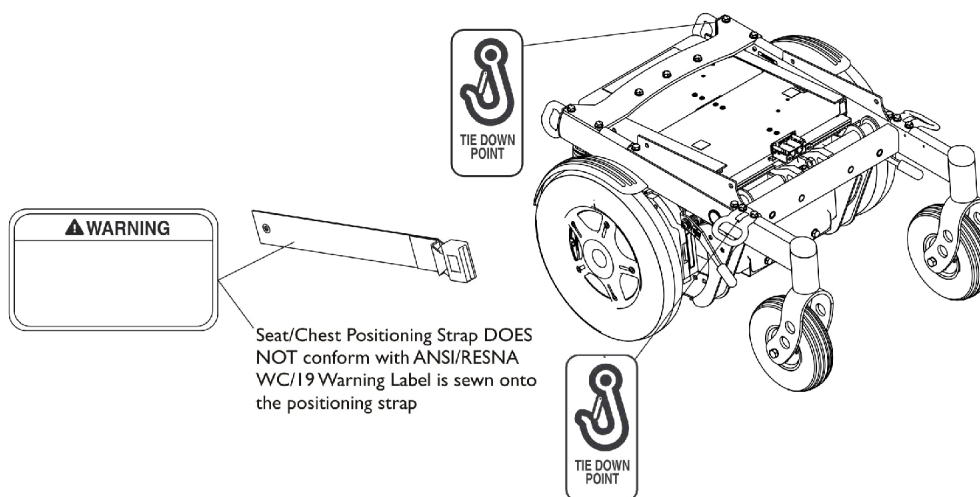
## Packaging, Literature and Decals

Item Number	Note	Part Number	Description	Quantity Per	
				Package	Assembly
	F,G	1104818-NLA	NLA - Package, Decal, Yellow - Arrow	1	1
	F,G,L	1144628-NLA	NLA - Package, Decal, Black - Arrow	1	1
	F,G	1104819-NLA	NLA - Package, Decal, Yellow - Ranger X	1	1
	F,G,L	1144629-NLA	NLA - Package, Decal, Black - Ranger X	1	1
	E,G	1079515-NLA	NLA - Kit, T-Nut with Instruction Sheet	1	1
	G,J	1104863	Package, Cover, Frame Rail - Right/Left	6	1
	G,M	1083199-NLA	NLA - Label, Hook Tie-Down	1	4
<p>NOTE: A - 12" W - 20" W Non-Recliner, Extended and H.B. Captain Seats 18" W            B - 16" W - 20" W Recliner and 16" W - 20" W Non-Recliner w/Medium/Tall Seat-to-Floor            C - 21" W - 24" W Non-Recliner and Recliner, H.B. Captain Seat 22" W            D - Base only and all A.S.B.A. seat only models            E - Used with Storm base only            F - Decal package includes 2 ea. model, 1 ea. transportation and 1 ea patent numbers decals.            G - Not Shown            H - 12" W - 20" W Chairs and Base Only            I - 21" W - 24" W Chairs            J - 3 each Right and Left            K - Skid not supplied            L - Black Decal is used whenever frame color 30P, Sunny Yellow is ordered.            M - For TRRO/TRBKTS wheelchairs only            N - Item is no longer available from the Invacare Service Parts Department. Refer to the Invacare Website under "Product Literature Search". Enter the part number in the "Keywords" field and download a free PDF version copy.            P - Order part #40131X011 to use as a replacement Joystick Carton also.</p> <p>NOTE: When adjusting or replacing parts, please refer to your Owner's Manual for assistance.</p>					

# Label Locations For TRRO and TRBKTS Options



## TRRO Option Label Locations



## TRBKTS Option Label Locations

# TRRO and TRBKTS Option Clarification Reference

TRRO and TRBKTS Option was introduced 12/19/05 as an On-Chair option only.

## About Transport Ready Packages

**TRRO** includes four factory-installed transport brackets and a wheelchair anchored pelvic belt. **TRRO** has been crash-tested in accordance with ANSI/RESNA WC Vol. 1 Section 19 Frontal Impact Test requirements for wheelchairs with a 168 lb. Crash dummy, which corresponds to a person with weight of 114 to 209 lbs.

**TRBKTS** includes four factory-installed wheelchair transport brackets. **TRBKTS** has not been crash-tested in accordance with WC 19. Use these transport brackets only to secure an unoccupied wheelchair during transport.

Only use the transport brackets included with **TRRO** and **TRBKTS** for the purpose described in the appropriate Owner's Operator and Maintenance Manual.

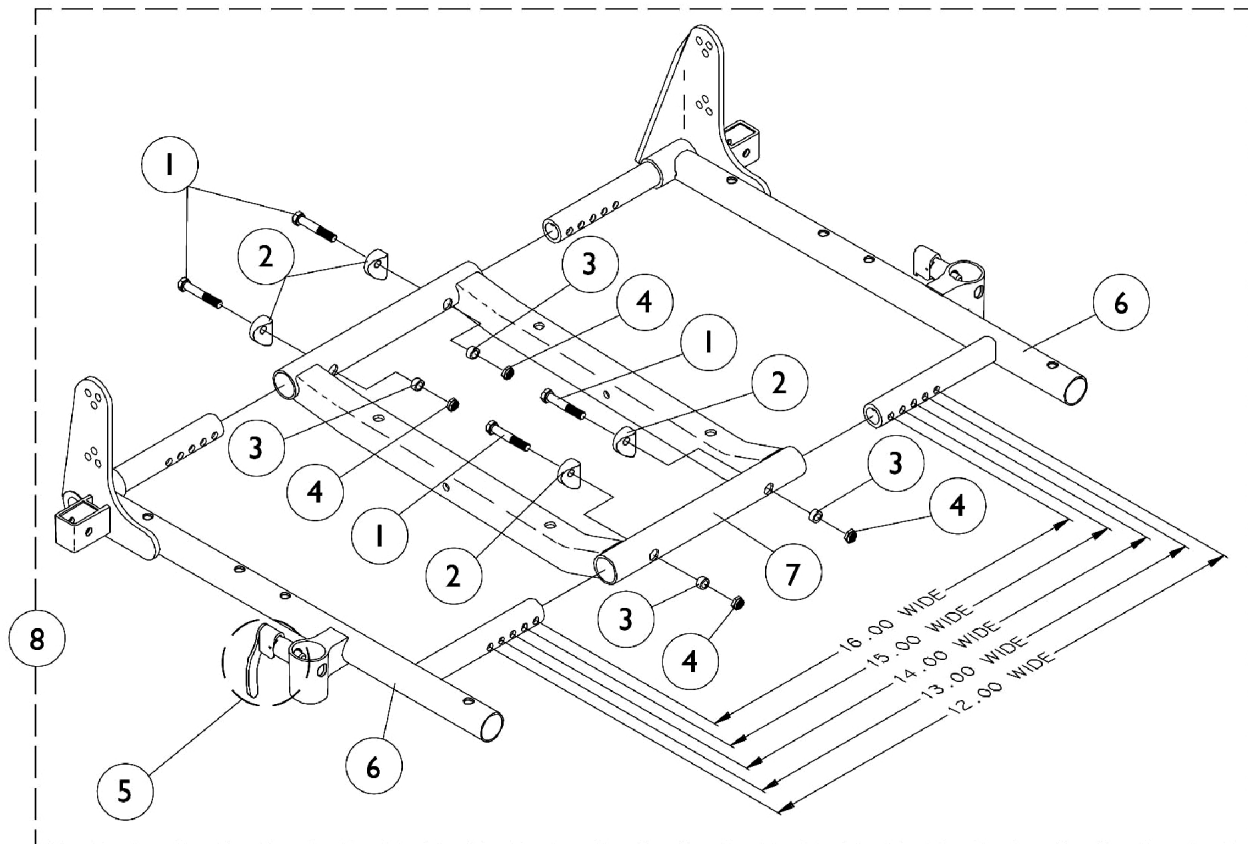
Battery support brackets **MUST** be installed at all times. Otherwise, the wheelchair will not be WC/19 compliant. Refer to Removing/Installing the Batteries From/Into the Wheelchair in the appropriate Owner's Operator and Maintenance Manual.

As of this date, the Department of Transportation has not approved any tie-down systems for transportation of a user while in a wheelchair, in a moving vehicle of any type. It is Invacare's position that users of wheelchairs should be transferred into appropriate seating in vehicles for transportation and use be made of the restraints made available by the auto industry. Invacare cannot and does not recommend any wheelchair transportation systems.

**NOTE:** ANSI = American National Standards Institute, RESNA = Rehabilitation Engineering and Assistive Technology Society of North America.

# ASBA Seat Frame and Hardware (12"-15" Wide) (Before 7/5/05)

The 16" wide setting is not used for 3G Storm Series models



## ASBA Seat Frame and Hardware (12"-15" Wide) (Before 7/5/05)

The 16" wide setting is not used for 3G Storm Series models

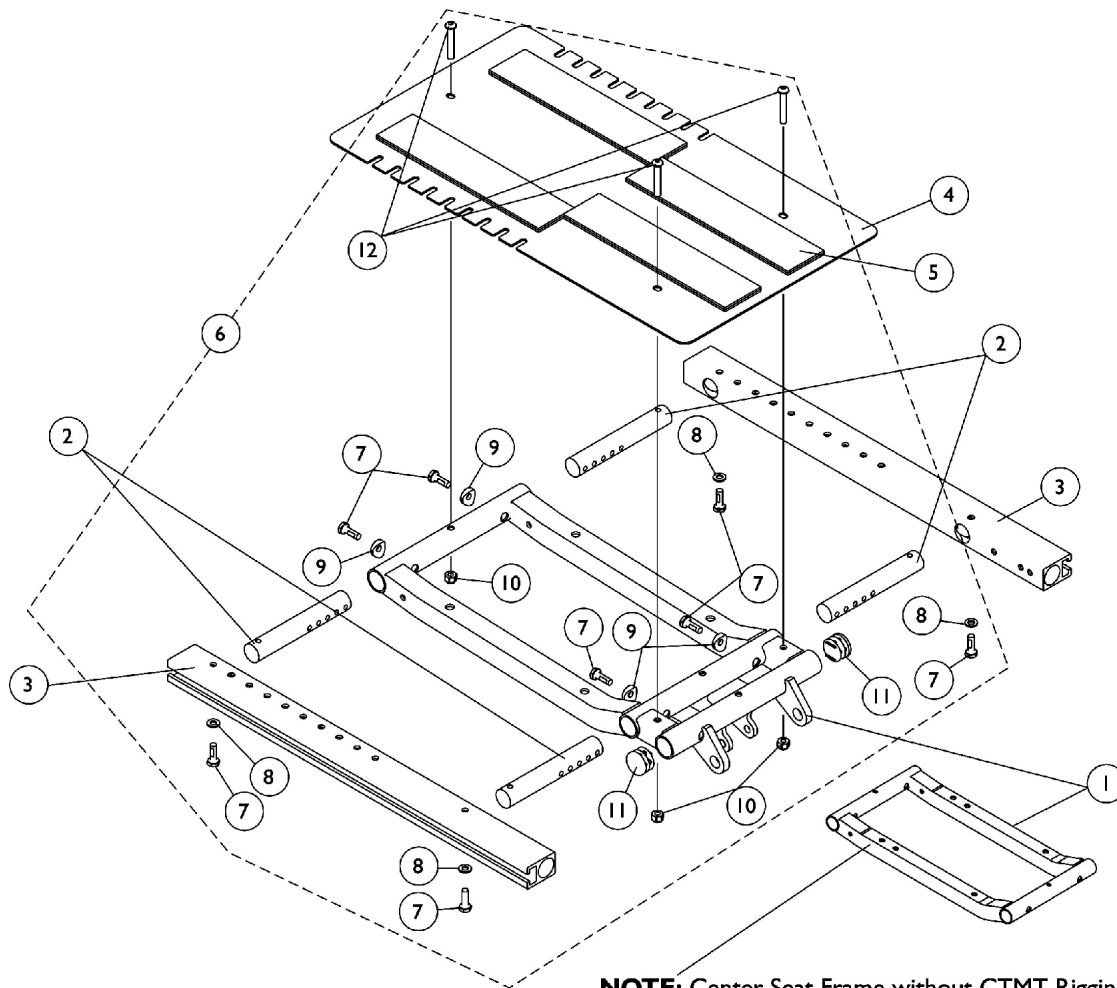
Item Number	Note	Part Number	Description	Quantity Per	
				Package	Assembly
1		1037610	Screw, Hex Head (1/4-20 x 1-5/8")	1	4
2		1026099	Spacer, Coved (1/4 x 11/16 x 1/2")	1	4
3		1047449-NLA	NLA - Spacer (1/4 x 3/8 x 3/16")	1	4
4		1025736	Locknut (1/4-20)	1	4
5		47471X074	Spring, Arm Lock	1	1
5		1028594	Pin, Arm Lock, Black	1	1
5		1090768	Kit, Lock Handle w/Rivets (Pair)	2	1
6-8		See Chart	#'s 6-8 ASBA Seat Frame and Hardware	1	1

### #'s 6-8 Seat Frames

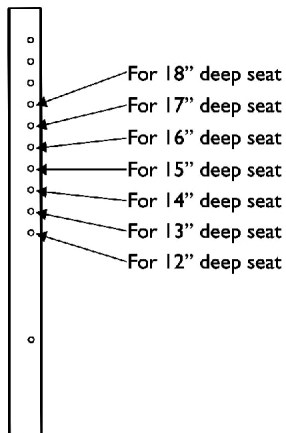
Item Number	Description	12"-13" W 12"-15" D	14"-15" W 12"-15" D	14"-15" W 16"-17" D	14"-15" W 18"-19" D	14"-15" W 20"-21" D	14"-15" W 22" D
6	Seat Frame Right See Note(s) A	1070473-NLA	1070473-NLA	1070473-NLA	1070526-NLA	1070528-NLA	1070530-NLA
6	Seat Frame Left See Note(s) A	1070474-NLA	1070474-NLA	1070474-NLA	1070527-NLA	1070529-NLA	1070531-NLA
7	Seat Frame Center	1070476-NLA	1070476-NLA	1070476-NLA	1070476-NLA	1070533-NLA	1070533-NLA
8	Seat Frame Assembly See Note(s) B	1070469-NLA	1070469-NLA	1070469-NLA	1070534-NLA	1070535-NLA	1070536-NLA
NOTE: A - Seat frame includes item 5 arm lock assembly. B - Includes items 1-7							



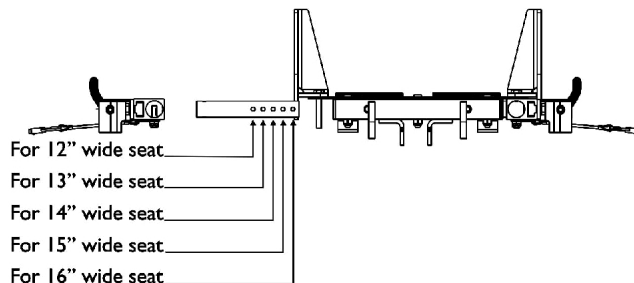
# ADJASBA Seat Frame, Seat Pan and Hardware (12"-16" Wide) (After 7/4/05)



**NOTE:** Center Seat Frame without CTMT Rigging Brackets is used only when ELRPW Front Riggings are ordered for Mk6i electronics in order to attach the Dual Leg Integrated Actuator Module (DLIAM).



**Seat Frame Depth Settings**

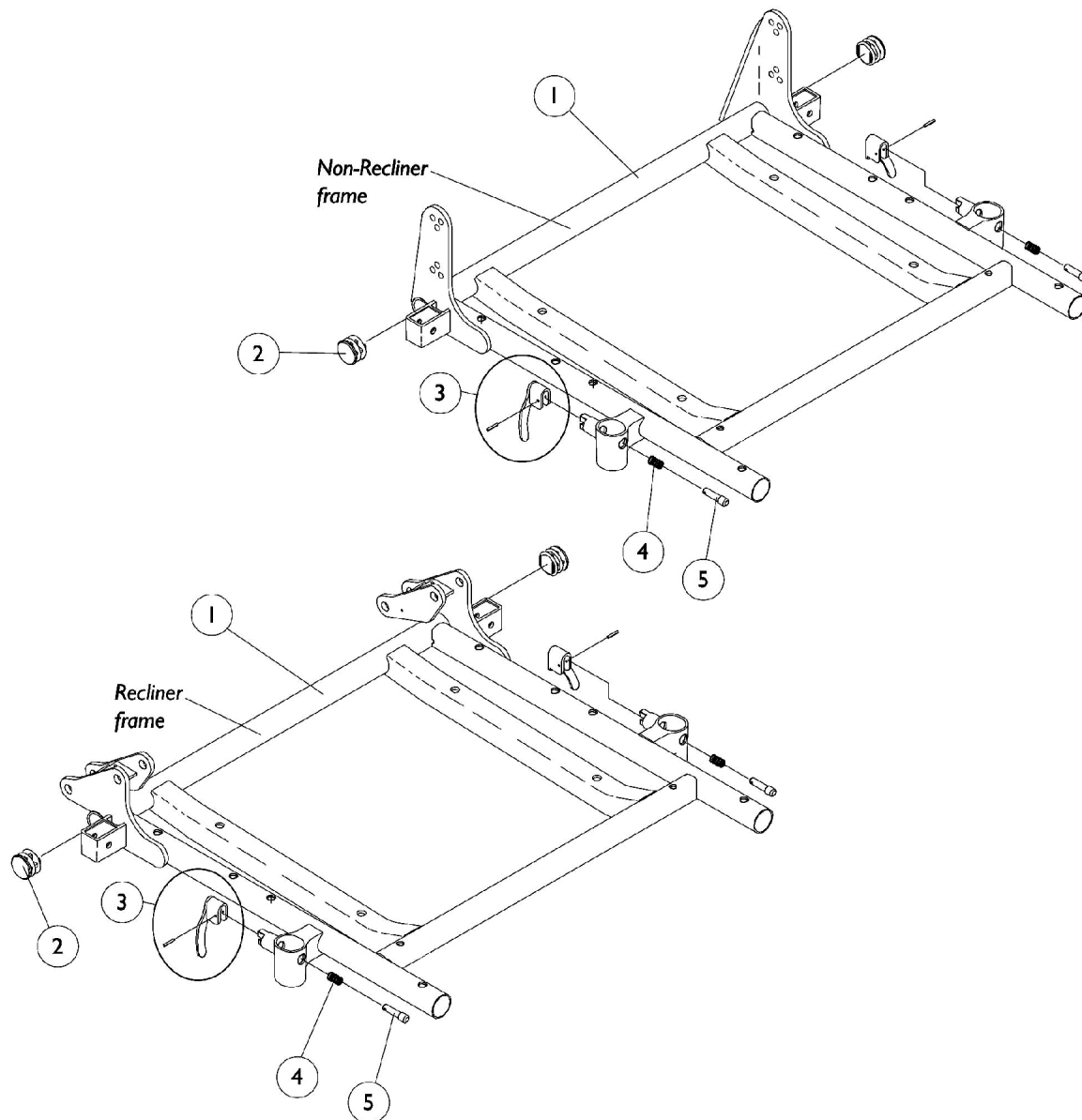


**Seat Frame Width Settings**

## ADJASBA Seat Frame, Seat Pan and Hardware (12"-16" Wide) (After 7/4/05)

Item Number	Note	Part Number	Description	Quantity Per	
				Package	Assembly
1		1121982-NLA	NLA - Frame, Center Seat, Black	1	1
1	C	1070475-NLA	NLA - Frame w/o CTMT Brackets, Center Seat, Black	1	1
2		1126126-NLA	NLA - Crossbar, Seat Frame (12 - 16" W)	1	4
3		1126127-NLA	NLA - Rail, Side (12 - 18" D)	1	2
4	A	1126144	Pan, Seat, with Hook and Loop Fasteners (12 - 16" W x 12 - 18" D)	1	1
5		1039949-NLA	NLA - Fastener, Hook Adhesive Back (2" W x 16" L)	1	4
5		1044578-NLA	NLA - Fastener, Loop Adhesive Back (2" W x 16" L)	1	4
6	B,D	1135500-NLA	NLA - Kit, Seat Frame Assembly Hardware 12"-16" Wide	1	1
7			Screw, Hex Head w/ Patch (1/4-20 x 3/4")	1	8
8			Washer (1/4 x 1/2 x 1/16")	1	4
9			Spacer, Coved (1/4 x 11/16 x 1/2")	1	4
10			Locknut (1/4-20)	1	3
11			Plug Button, Black (1")	1	2
12			Screw, Socket Button Head (1/4-20 x 1-1/2")	1	3
11		1134425	Package, Plug Button, Black (1")	10	1
NOTE: A - Includes item 5 B - Includes items 7-12 C - Center Seat Frame without CTMT Rigging Brackets is used only when ELRPW Front Riggings are ordered for Mk6i electronics in order to attach the Dual Leg Integrated Actuator Module (DLIAM). D - item 11 Plug Buttons are not used and only a quantity of 2 for item #12 is required for the Center Seat Frame w/o CTMT Rigging Brackets					

# ASBA Seat Frame and Hardware (16"-24" Wide) (Before 7/5/05)



## ASBA Seat Frame and Hardware (16"-24" Wide) (Before 7/5/05)

Item Number	Note	Part Number	Description	Quantity Per	
				Package	Assembly
1	A	See Chart	#1 Seat Frame with Hardware - Non-Recliner	1	1
1	A	See Chart	#1 Seat Frame with Hardware - Recliner	1	1
2		1029501	Plug Button, Black (1")	1	2
3		1090768	Kit, Lock Handle w/Rivets (Pair)	2	1
4		47471X074	Spring, Arm Lock	1	2
5		1028594	Pin, Arm Lock, Black	1	2

NOTE: A - Includes seat frame and items 2-5

### #1 Seat Frame with Hardware

#### Non-Recliner

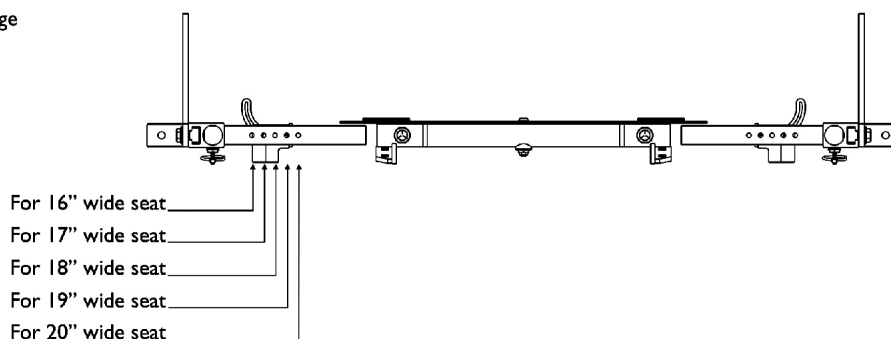
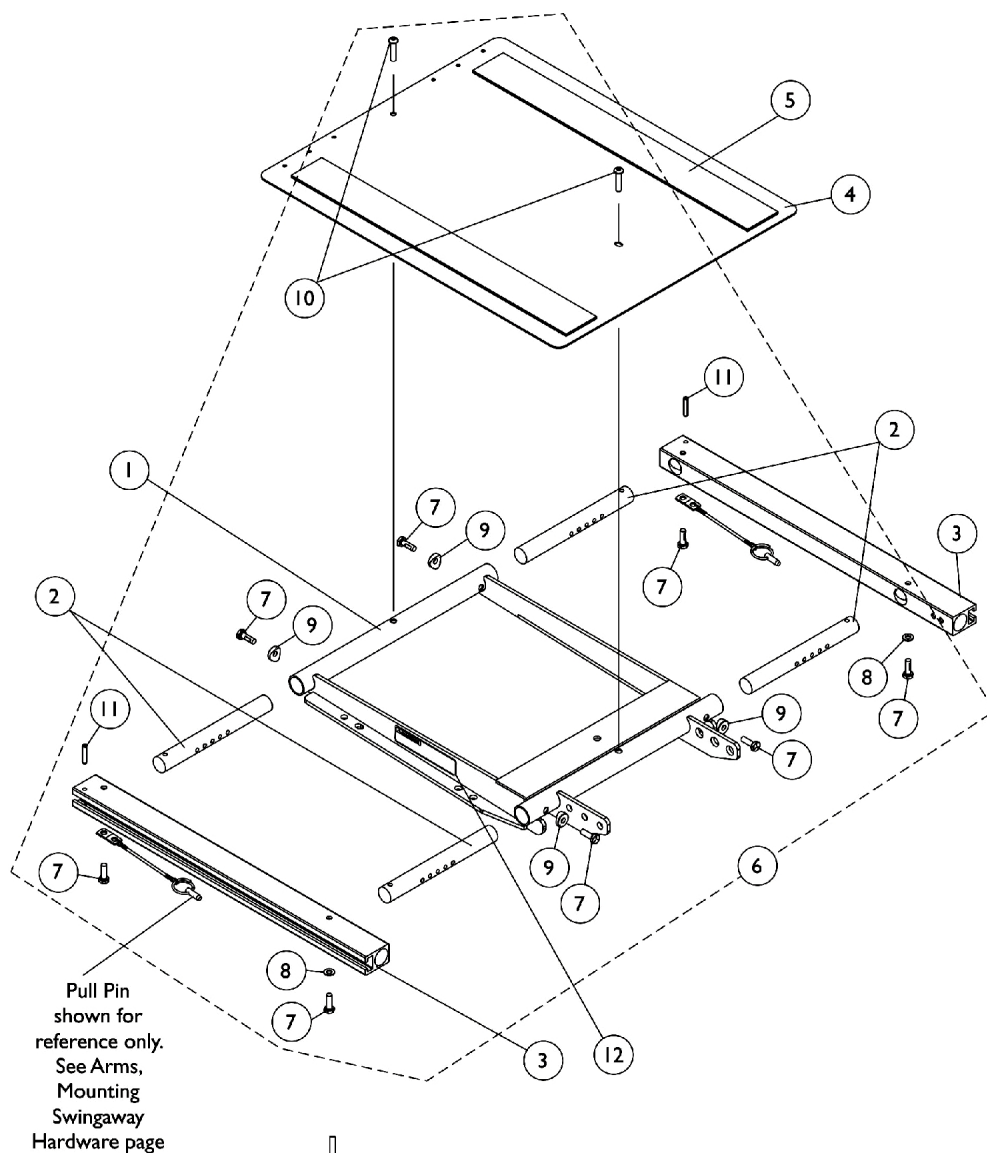
Chair Width	16"-17" Depth	18" - 19" Depth	20" - 21" Depth	22" Depth
16" Width	1070672-NLA	1070681-NLA	1070690-NLA	1070699-NLA
17" Width	1070673-NLA	1070682-NLA	1070691-NLA	1070700-NLA
18" Width	1070674-NLA	1070683-NLA	1070692-NLA	1070701-NLA
19" Width	1070675-NLA	1070684-NLA	1070693-NLA	1070702-NLA
20" Width	1070676-NLA	1070685-NLA	1070694-NLA	1070703-NLA
21" Width	1070677-NLA	1070686-NLA	1070695-NLA	1070704-NLA
22" Width	1070678-NLA	1070687-NLA	1070696-NLA	1070705-NLA
23" Width	1070679-NLA	1070688-NLA	1070697-NLA	1070706-NLA
24" Width	1070680-NLA	1070689-NLA	1070698-NLA	1070707-NLA

### #1 Seat Frame with Hardware

#### Recliner

Chair Width	16"-17" Depth	18" - 19" Depth	20" - 21" Depth	22" Depth
16" Width	1070708-NLA	1070717-NLA	1070726-NLA	1070735-NLA
17" Width	1070709-NLA	1070718-NLA	1070727-NLA	1070736-NLA
18" Width	1070710-NLA	1070719-NLA	1070728-NLA	1070737-NLA
19" Width	1070711-NLA	1070720-NLA	1070729-NLA	1070738-NLA
20" Width	1070712-NLA	1070721-NLA	1070730-NLA	1070739-NLA
21" Width	1070713-NLA	1070722-NLA	1070731-NLA	1070740-NLA
22" Width	1070714-NLA	1070723-NLA	1070732-NLA	1070741-NLA
23" Width	1070715-NLA	1070724-NLA	1070733-NLA	1070742-NLA
24" Width	1070716-NLA	1070725-NLA	1070734-NLA	1070743-NLA

# ADJASBA/ADJRECL Seat Frame, Seat Pan and Hardware (16"-20" Wide) x (16"-22" Deep) (After 7/4/05)

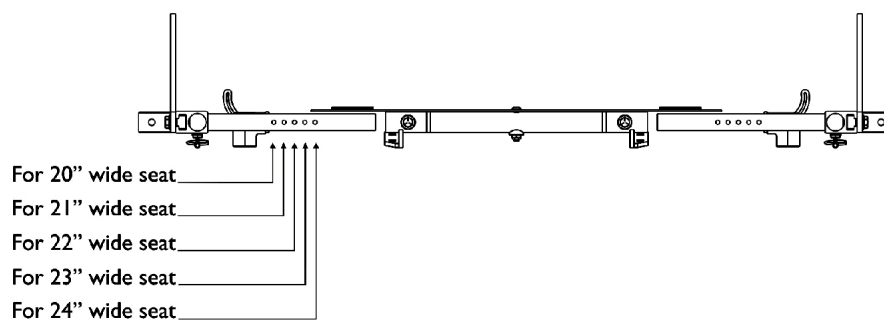
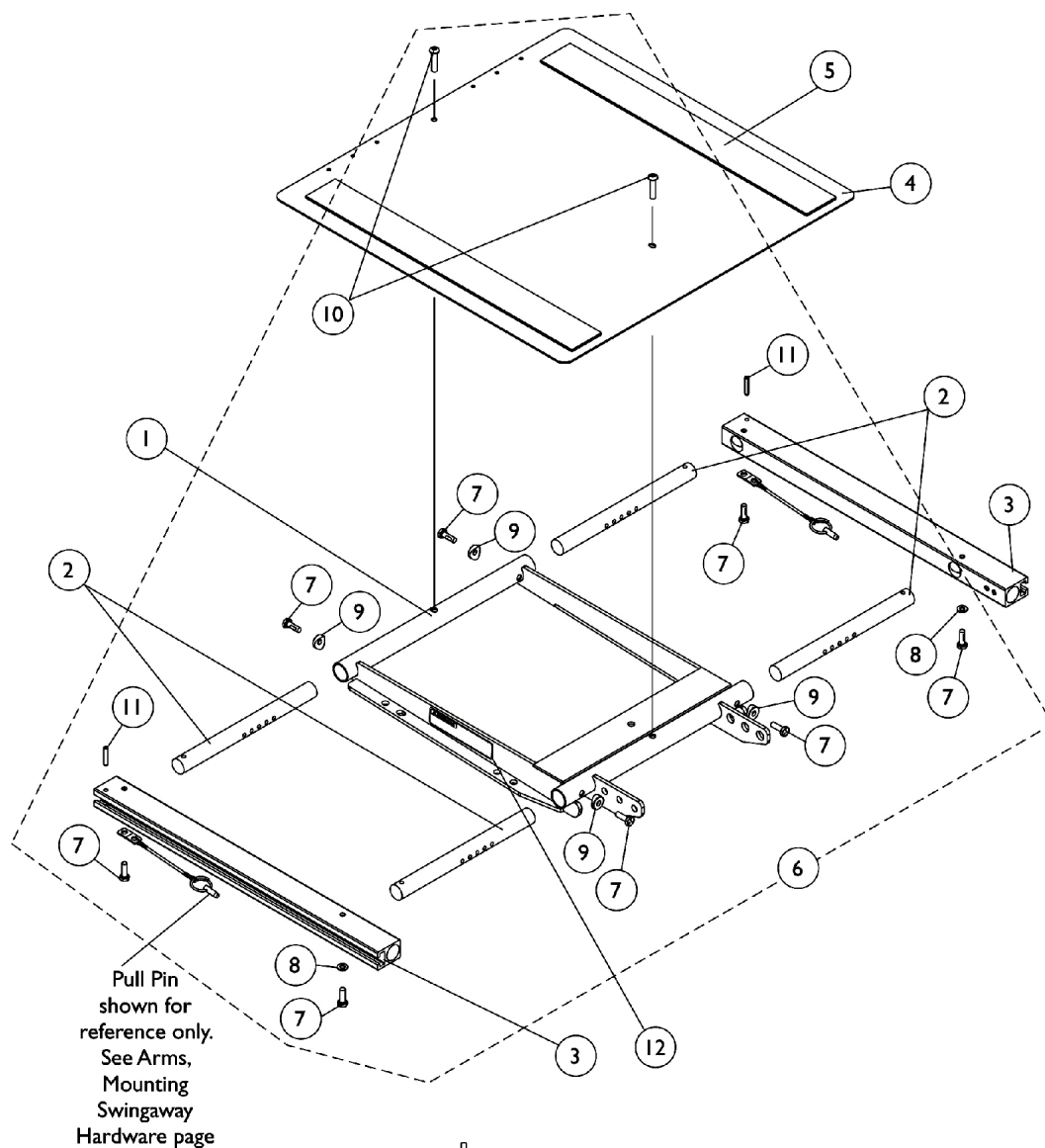


**Seat Frame Width Settings**

## ADJASBA/ADJRECL Seat Frame, Seat Pan and Hardware (16"-20" Wide) x (16"-22" Deep) (After 7/4/05)

Item Number	Note	Part Number	Description	Quantity Per	
				Package	Assembly
1	D	1120288	Frame, Center Seat, Black	1	1
2		1122475	Crossbar, Seat Frame (16" - 20" W)	1	4
3		1122647	Rail, Seat Frame (16 - 20" D For Formula TRE and 16 - 19" D For ADJASBA)	1	2
3		1122677	Rail, Seat Frame (20 - 22" D Formula TRE) (19 - 22" D ADJASBA)	1	2
4		1124386	Pan, Seat with Hook and Loop Fasteners (16 - 20" W) x (16 - 20" D For Formula TRE) & (16 - 19" D For ADJASBA)	1	1
4		1124666	Pan, Seat, with Hook and Loop Fasteners (16 - 20" W) x (20 - 22" D For Formula TRE) & (19 - 22" D For ADJASBA)	1	1
5	A	1043082	Hook Fastener with Adhesive Back (2" W x 18" L)	1	2
5	A	1044580	Loop Fastener with Adhesive Back (2" W x 18" L)	1	2
5	B	1043084	Hook Fastener with Adhesive back (2" W x 22" L)	1	2
5	B	1044584	Loop Fastener with Adhesive back (2" W x 22" L)	1	2
6	C	1135501	Kit, Seat Frame Assembly Hardware	1	1
7			Screw, Hex Head w/ Patch (1/4-20 x 3/4")	1	8
8			Washer (1/4 x 1/2 x 1/16")	1	2
9			Spacer, Coved (1/4 x 11/16 x 1/2")	1	4
10			Screw, Socket Button (1/4-20 x 3/4")	1	2
11			NLA - Pin, Roll (3/16 x 1")	1	2
12			1114823	Decal, Seat Adjustment Warning	1
NOTE: A - For 16"-19" deep seats B - For 19"-22" deep seats C - Includes items 7-11 D - When ordering Center Seat Frame (item 1), also order 2 ea. Seat Adjustment Warning Decal (item 12).					

# ADJASBA/ADJRECL Seat Frame, Seat Pan and Hardware (20"-24" Wide) x (16"-22" Deep) (After 7/4/05)



**Seat Frame Width Settings**

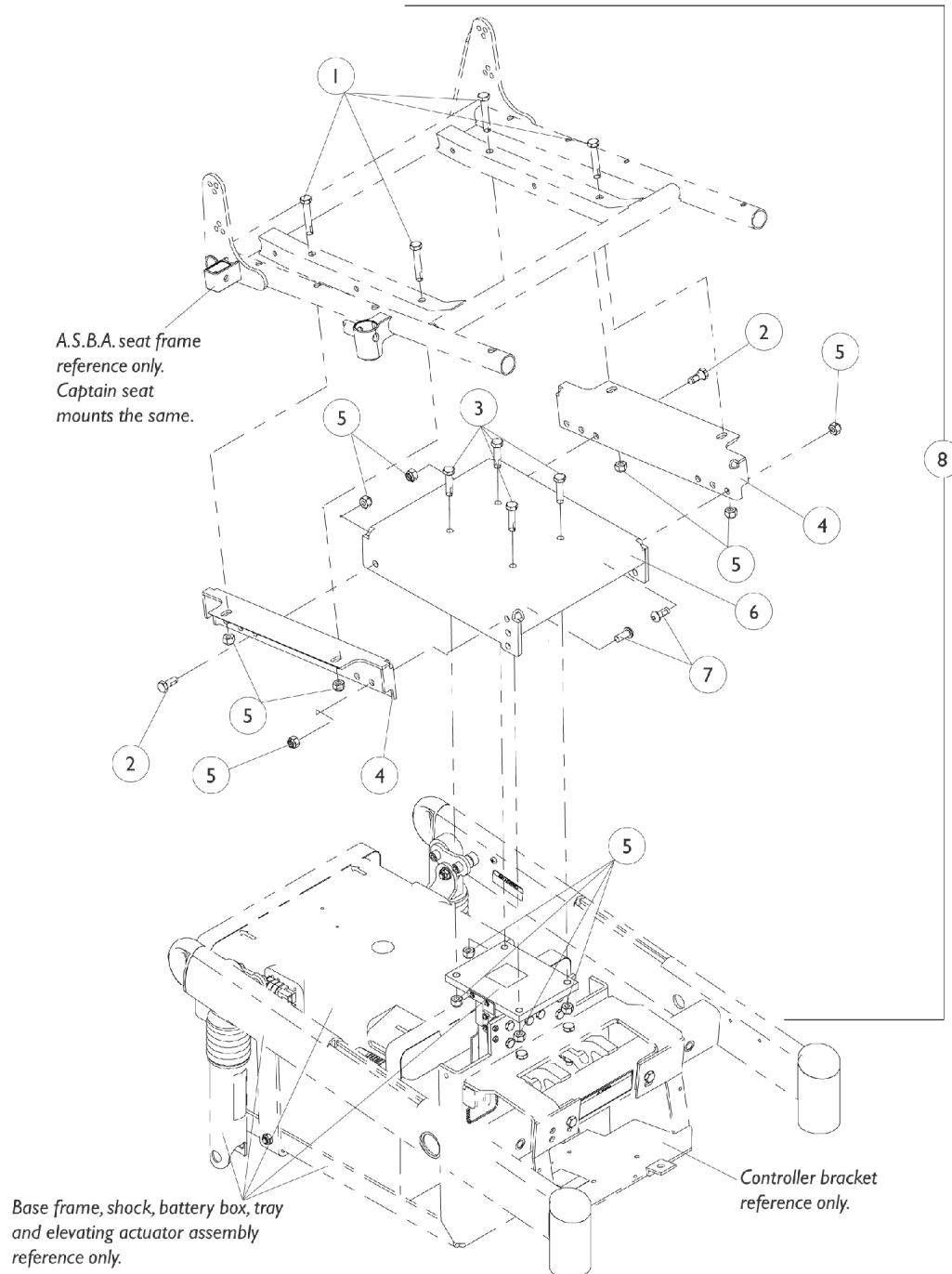
## ADJASBA/ADJRECL Seat Frame, Seat Pan and Hardware (20"-24" Wide) x (16"-22" Deep) (After 7/4/05)

Item Number	Note	Part Number	Description	Quantity Per	
				Package	Assembly
1	D	1120288	Frame, Center Seat, Black	1	1
2		1120283	Crossbar, Seat Frame (20" - 24" W)	1	4
3		1122647	Rail, Seat Frame (16 - 20" D For Formula TRE and 16 - 19" D For ADJASBA)	1	2
3		1122677	Rail, Seat Frame (20 - 22" D Formula TRE) (19 - 22" D ADJASBA)	1	2
4	A	1124388	Pan, Seat, with Hook and Loop Fasteners (20 - 24" W) x (16 - 20" D For Formula TRE) & (16 - 19" D For ADJASBA)	1	1
4		1124667	Pan, Seat with Hook and Loop Fasteners (20 - 24" W) x (20 - 22" D For Formula TRE) & (19 - 22" D For ADJASBA)	1	1
5		1043082	Hook Fastener with Adhesive Back (2" W x 18" L)	1	2
5		1044580	Loop Fastener with Adhesive Back (2" W x 18" L)	1	2
5		1043084	Hook Fastener with Adhesive back (2" W x 22" L)	1	2
5		1044584	Loop Fastener with Adhesive back (2" W x 22" L)	1	2
6		1135501	Kit, Seat Frame Assembly Hardware	1	1
7			Screw, Hex Head w/ Patch (1/4-20 x 3/4")	1	8
8	B		Washer (1/4 x 1/2 x 1/16")	1	2
9			Spacer, Coved (1/4 x 11/16 x 1/2")	1	4
10			Screw, Socket Button (1/4-20 x 3/4")	1	2
11			NLA - Pin, Roll (3/16 x 1")	1	2
12	C	1114823	Decal, Seat Adjustment Warning	1	2
NOTE: A - For 16"-19" deep seats B - For 19"-22" deep seats C - Includes items 7-11 D - When ordering Center Seat Frame (item 1), also order 2 ea. Seat Adjustment Warning Decal (item 12).					



# (ASBA Seat Before 7/5/05) and Captain Seat Frame Mounting Hardware For Elevating Seat

Discontinued 10/16/06. No longer offered on Van Seats for 3G Storm Series



# (ASBA Seat Before 7/5/05) and Captain Seat Frame Mounting Hardware For Elevating Seat

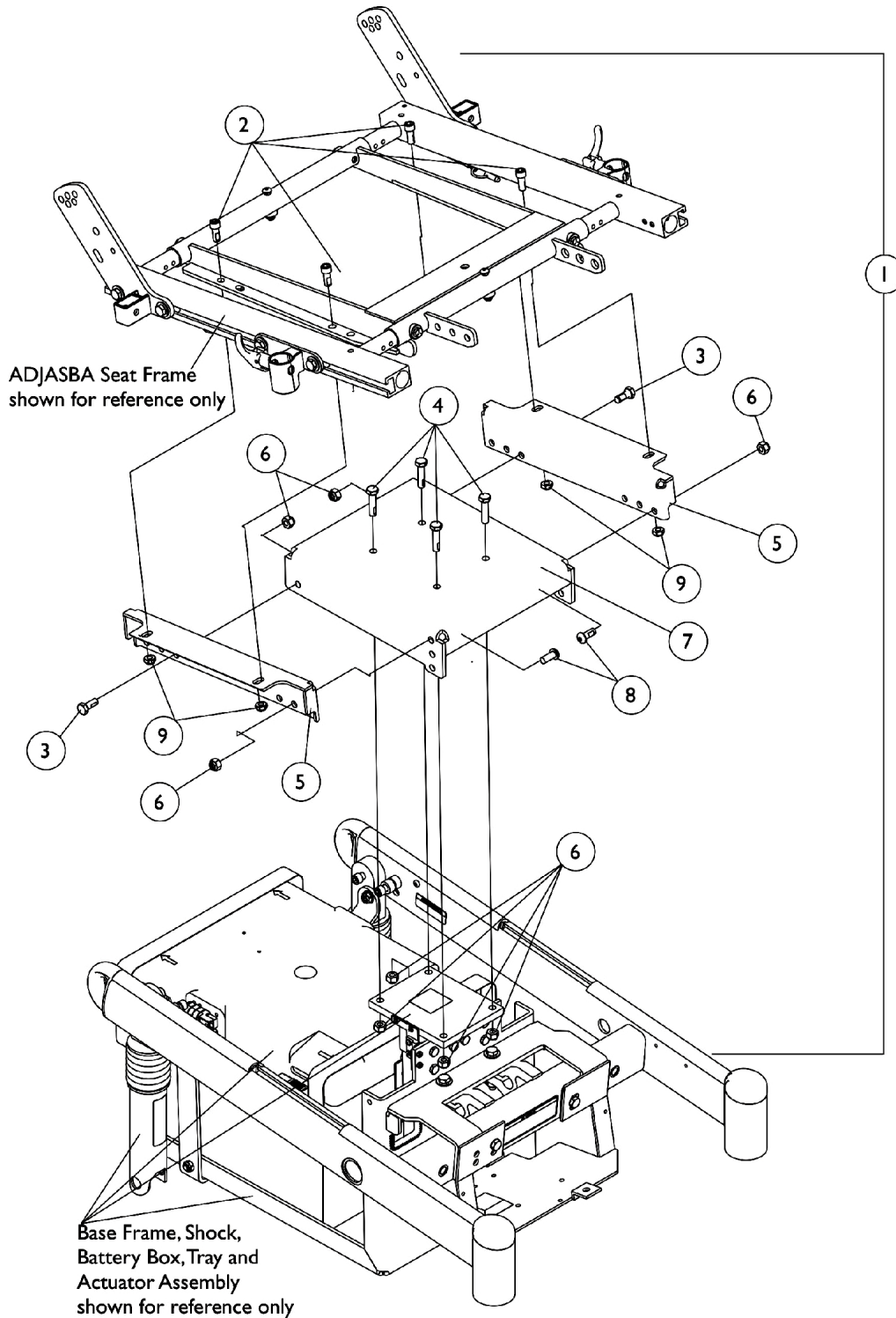
Discontinued 10/16/06. No longer offered on Van Seats for 3G Storm Series

Item Number	Note	Part Number	Description	Quantity Per	
				Package	Assembly
1		1043627-NLA	NLA - Screw, Hex Head w/ Patch (5/16-18 x 1-3/4")	1	4
2		1039860	Screw, Hex Head w/ Patch (5/16-18 x 3/4")	1	2
3		7930337-NLA	NLA - Package, Screw, Hex Head w/ Patch (5/16-18 x 1-1/4")	25	4
4		1106521-NLA	NLA - Bracket, Seat Frame Support, Black	1	2
5		1026158	Locknut (5/16-18)	1	12
6		1106522-NLA	NLA - Bracket, Seat Frame Mounting, Black	1	1
7		1065215	Screw, Socket Button Head w/ Patch (5/16-18 x 3/4")	1	2
8	A	1108224-NLA	NLA - Hardware, Seat Frame Mounting	1	1
NOTE: A - Includes items 1-7					

# ADJASBA Seat Frame Mounting Hardware

## For Elevating Seat (16"-22" Wide) (After 7/4/05)

Discontinued 10/16/06. After 10/15/06, Refer to Formula CG Powered Seating System Parts Catalog Form #06-106 for the Elevate Option components for 3G Storm Series.



# ADJASBA Seat Frame Mounting Hardware

## For Elevating Seat (16"-22" Wide) (After 7/4/05)

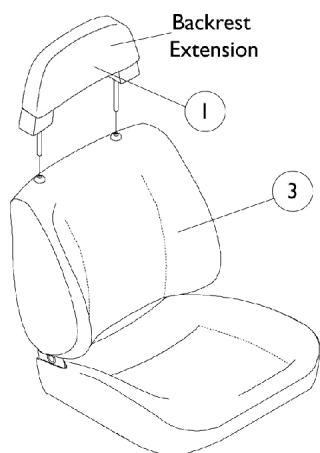
Discontinued 10/16/06. After 10/15/06, Refer to Formula CG Powered Seating System Parts Catalog Form #06-106 for the Elevate Option components for 3G Storm Series.

Item Number	Note	Part Number	Description	Quantity Per	
				Package	Assembly
1	A	1134496-NLA	NLA - Kit, Seat Frame Mounting Hardware - Elevate	1	1
2			NLA - Screw, Socket Head (5/16-18 x 3/4")	1	4
3			Screw, Hex Head w/ Patch (5/16-18 x 3/4")	1	2
4			Screw, Hex Head w/ Patch (5/16-18 x 1-1/4")	1	4
5			NLA - Bracket, Seat Frame Support, Black	1	2
6			Locknut (5/16-18)	1	8
7			NLA - Bracket, Seat Frame Mounting, Black	1	1
8			Screw, Socket Button Head w/ Patch (5/16-18 x 3/4")	1	2
9			Locknut (5/16-18)	1	4
NOTE: A - Includes items 2-9					

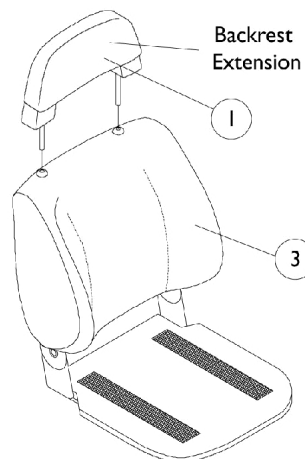
# Captain Seat Assembly

## (Before 11/1/01)

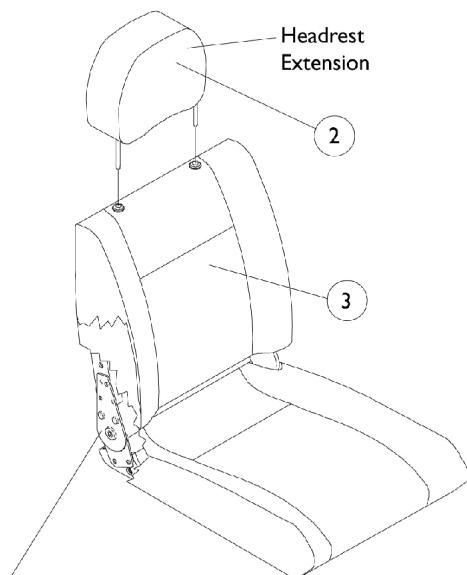
**NOTE:** Captain Seats incorporate an assisted recline of approximately 90 -114 degrees for extended backs and high back 22" wide models. High back 18" models are 90-170 degrees.



**Extended Back 18" Wide**

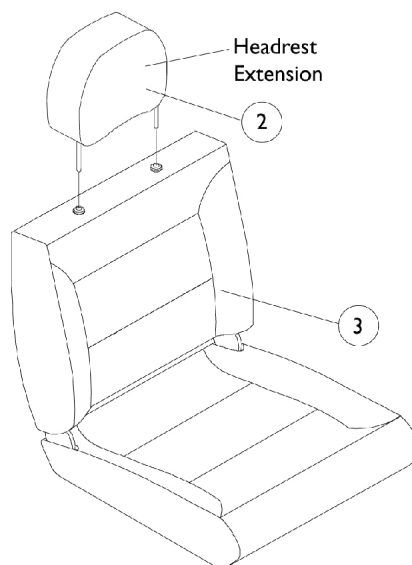


**Extended Back, Forward Folding 18" Wide with Solid Seat Base**



**NOTE:** High back 18" wide captain seat includes the actuator hardware. See seat frame and actuator hardware page.

**High Back 18" Wide with Full Recline**



**High Back 22" Wide with Semi Recline**

## Captain Seat Assembly (Before 11/1/01)

**NOTE: Captain Seats incorporate an assisted recline of approximately 90 -114 degrees for extended backs and high back 22" wide models. High back 18" models are 90-170 degrees.**

Item Number	Backrest/Headrest Extensions and Captain Seat Assemblies	Grey Fabric Vinyl	All Grey Vinyl	Brunswick Buff All Tan Vinyl
1.	Backrest, Extended Back	1090374-NLA See Note(s) A	1090375-NLA See Note(s) A	1090376-NLA
1.	Backrest, Extended Back Forward Folding	1090374-NLA See Note(s) A	N/A	N/A
2.	Headrest, High Back (18 and 22" W)	1090379-NLA See Note(s) A	1090380-NLA See Note(s) A	N/A
3.	18" W Extended Back	1090371-NLA See Note(s) C	1090372-NLA See Note(s) C	1090373-NLA See Note(s) C
3.	18" W Extended Back Forward Folding	1090370-NLA See Note(s) C	N/A	N/A
3.	18" W High Back w/ Full Recline	1091068-NLA See Note(s) B, C	1091069-NLA See Note(s) C	N/A
3.	22" W High Back w/ Semi Recline	1098287-NLA	N/A	N/A

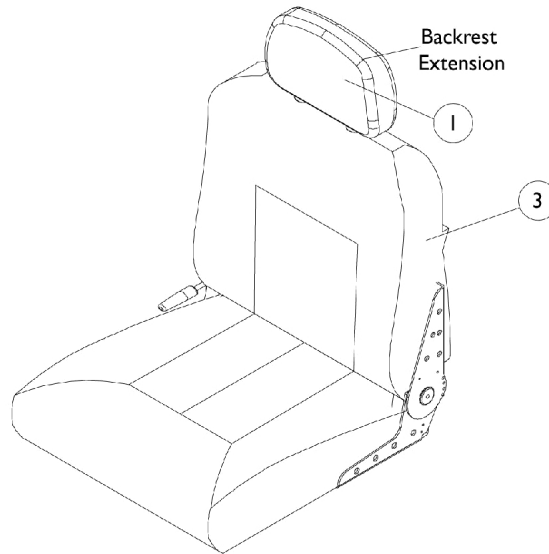
NOTE: A - 4-3/4" Backrest/Headrest Post Spacing  
 B - High back 18" wide captain seat includes all actuator attaching hardware  
 C - For captain seats marked NLA, use captain seats dated after 10/31/01

NOTE: When converting from an extended back captain seat to an 18" wide high back captain seat, the recliner wiring harness with sensor cable must be ordered as well.

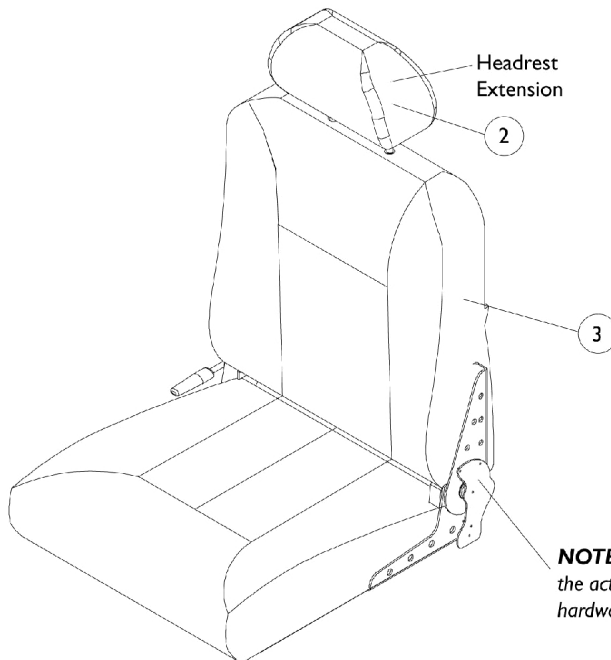
# Captain Seat Assembly

## (After 10/31/01)

**NOTE:** Captain Seats recline approximately 90-114 degrees for semi recline backs and 90-170 degree for full recline back models. Adjustable depths are (16, 17, 18" deep for 18" wide seats) and (18, 19, 20" deep for 20 and 22" wide seats.) Recline release levers are standard on the right side. Left side release levers can be ordered as a special with a new captain seat.



**Semi Recline Captain Seat**



**NOTE:** Full recline captain seats **do not include** the actuator hardware. See seat frame and actuator hardware page.

**Full Recline Captain Seat**

## Captain Seat Assembly (After 10/31/01)

**NOTE: Captain Seats recline approximately 90-114 degrees for semi recline backs and 90-170 degree for full recline back models. Adjustable depths are (16, 17, 18" deep for 18" wide seats) and (18, 19, 20" deep for 20 and 22" wide seats.) Recline release levers are standard on the right side. Left side release levers can be ordered as a special with a new captain seat.**

Item Number	Backrest/Headrest Extensions and Captain Seat Assemblies	All Grey Fabric	All Grey Vinyl	All Tan Vinyl
1.	Backrest (Semi Recline)	1106969-NLA	1108408	1106968-NLA
2.	Headrest (For Full Recline)	1106967	1108409-NLA	1106966
3.	18" Wide Semi Recline with Backrest	1109254-NLA	1109242	1109248-NLA
3.	18" Wide Full Recline with Headrest	1109257-NLA	1109245-NLA	1109251-NLA
3.	20" Wide Semi Recline with Backrest	1159892-NLA	1159891	1159893-NLA
3.	20" Wide Full Recline with Headrest	1109258-NLA	1109246-NLA	1109252-NLA
3.	22" Wide Semi Recline with Backrest	1109256-NLA	1109244	1109250-NLA
3.	22" Wide Full Recline with Headrest	1109247-NLA	1109247-NLA	1109253-NLA
Not Shown	Hinge Bracket w/ Lever Semi-Recline - Right	1116634 See Note(s) A	1116634 See Note(s) A	1116634 See Note(s) A
Not Shown	Hinge Bracket w/o Lever Semi-Recline - Left	1116635 See Note(s) A	1116635 See Note(s) A	1116635 See Note(s) A
Not Shown	Screw, Phillips Truss Head (1/4-20 x 3/4")	5000136 See Note(s) B	5000136 See Note(s) B	5000136 See Note(s) B

NOTE: A - Not Shown. Hinge Brackets used for ALL Semi-Recline Seat models only. For attaching Hinge Bracket, see part number 5000136.

B - Not shown, Screw for Hinge Bracket(s) 1116634 and 1116635. Total of (7) required for each Bracket.

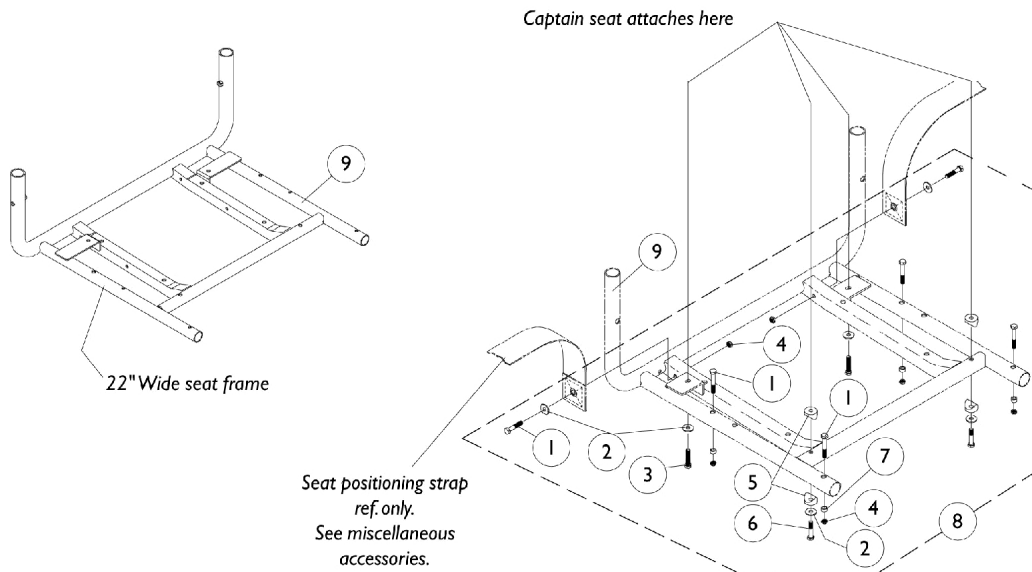
NOTE: When converting from a semi recline to a full recline captain seat, a sensor cable must be ordered as well.

NOTE: Actuator mounting hardware is not included with a full recline captain seat. See Actuator mounting hardware.

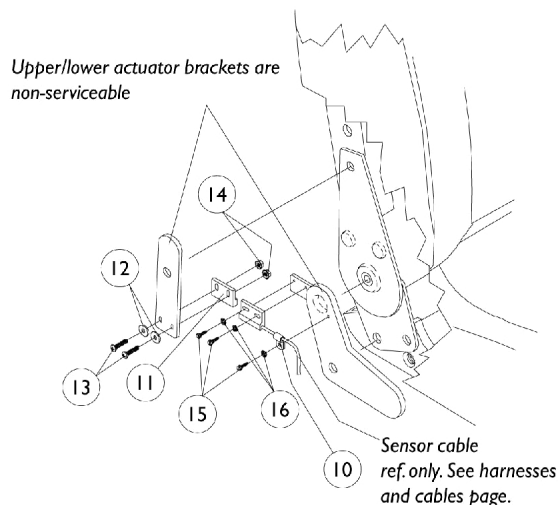
NOTE: New seat mounting hardware is required when converting a captain seat made before 11/01/01 to a captain seat made after 10/31/01.



# Captain Seat Frame and Actuator Hardware (Before 11/01/01)



**Frame and Seat Attaching Hdwr. For Extended Backs 18" Wide and High Backs 18" and 22" Wide**

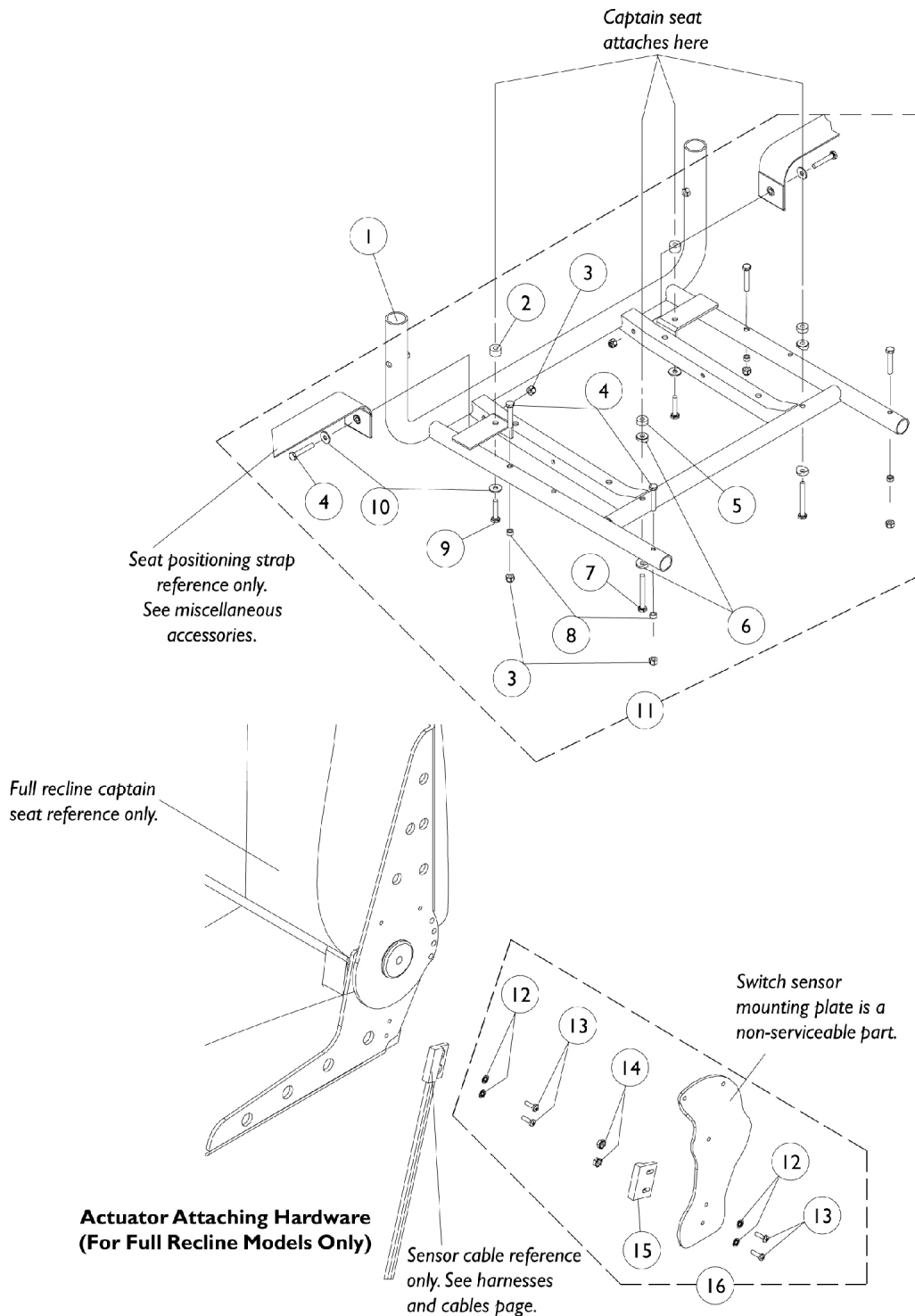


**Actuator Attaching Hardware  
(High Back 18" Wide Models Only)**

## Captain Seat Frame and Actuator Hardware (Before 11/01/01)

Item Number	Note	Part Number	Description	Quantity Per	
				Package	Assembly
1		1030949	Screw, Hex Head (1/4-20 x 1-1/2")	1	6
2		1026900	Washer (1/4 x 23/32 x 1/16")	1	6
3	B	1071603-NLA	NLA - Screw, Hex Head w/ Patch (M6 x 1 x 20mm)	1	4
3	C	1045267	Screw, Hex Head w/ Patch (1/4-20 x 3/4")	1	4
4		7930333	Locknut (1/4-20)	25	6
5		1026099	Spacer, Coved (1/4 x 11/16 x 1/2")	1	4
6	B	1070434-NLA	nla - Screw, Hex Head w/ Patch (M6 x 1 x 50mm)	1	2
6	C	1088898-NLA	NLA - Screw, Hex Head w/ Patch (1/4-20 x 1-3/4")	1	2
7		1047449-NLA	NLA - Spacer (1/4 x 3/8 x 3/16")	1	4
8	A,B	1070450-NLA	NLA - Hardware, Seat Attaching	1	1
8	A,C	1079208-NLA	NLA - Hardware, Captain Seat Mounting	1	1
9	D	1070455-NLA	NLA - Frame, Seat, Black (18" W)	1	1
9	E	1101913-NLA	NLA - Frame, Seat, Black (22" W)	1	1
10		1098624-NLA	NLA - Clamp, Cable	1	1
11		1024001	Sensor, Actuator Switch	1	1
12		16348X007	Rivet Washer (1/8 x 3/8 x 1/16")	1	2
13		1074128	Screw, Phillips Pan Head (#4-40 x 7/16")	1	2
14		P0870X000	Nut, Hex Keps (#4-40)	1	2
15		1025116-NLA	NLA - Screw, Slotted Hex Washer Head Tap (#4-3/8")	1	3
16		1008525-NLA	NLA - Washer, Internal Tooth Lock (#4-40)	1	3
NOTE: A - Consists of items 1-7 B - All high backs 18" wide C - Extended backs, forward folding and high backs 22" wide D - Extended backs, forward folding and high backs 18" wide E - High backs 22" wide					

# Captain Seat Frame and Actuator Hardware (After 10/31/01)

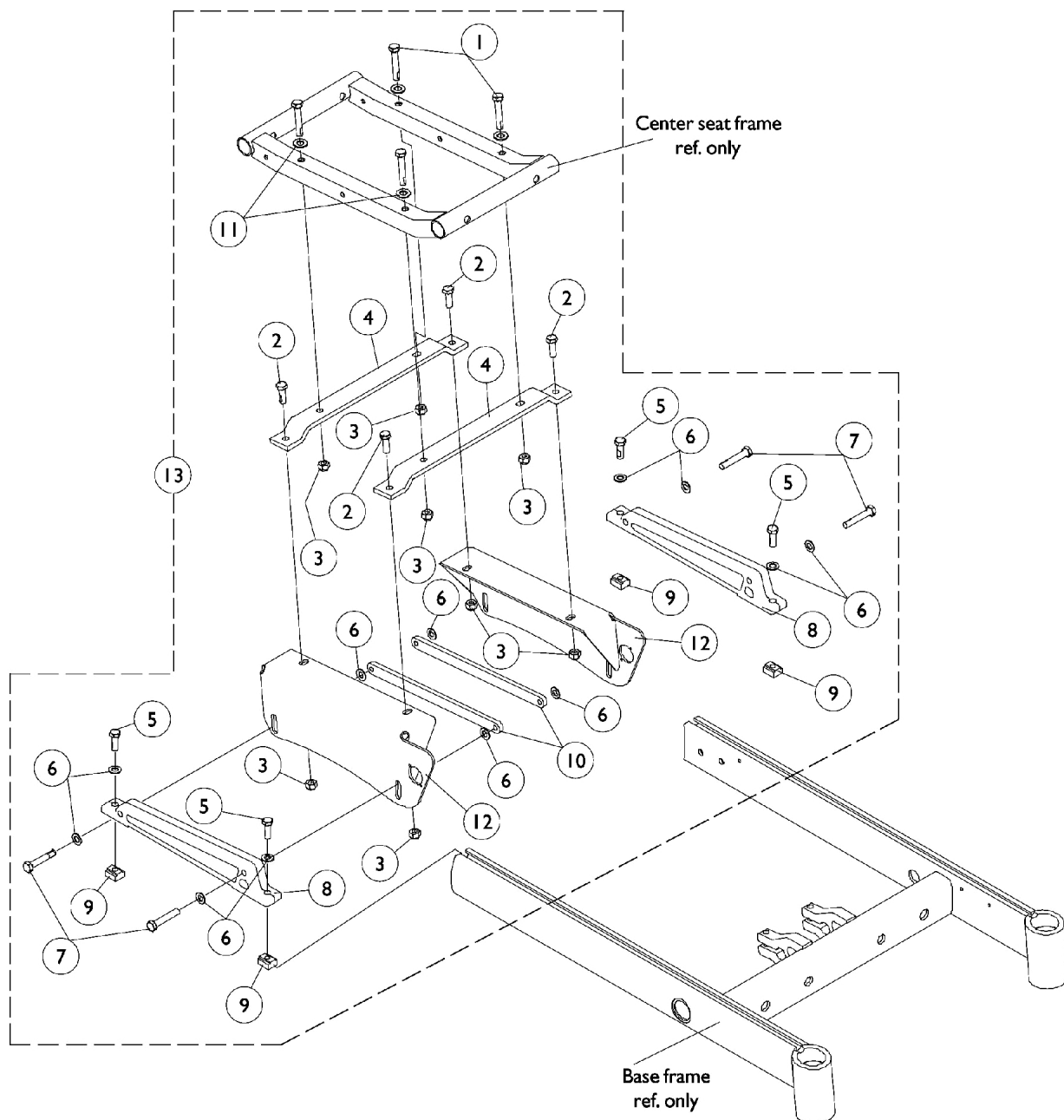


## Captain Seat Frame and Actuator Hardware (After 10/31/01)

Item Number	Note	Part Number	Description	Quantity Per	
				Package	Assembly
1		1070455-NLA	NLA - Frame, Seat, Black (18" W)	1	1
1		1108099-NLA	NLA - Frame, Seat, Black (20" W)	1	1
1		1101913-NLA	NLA - Frame, Seat, Black (22" W)	1	1
2		1108411-NLA	NLA - Spacer (1/4 x 5/8 x 3/8")	1	2
3		7930333	Locknut (1/4-20)	25	6
4		1030949	Screw, Hex Head (1/4-20 x 1-1/2")	1	6
5		1108410	Spacer (1/4 x 5/8 x 1/4")	1	2
6		1026099	Spacer, Coved (1/4 x 11/16 x 1/2")	1	4
7		1026154-NLA	NLA - Screw, Hex Head (1/4-20 x 2-1/4")	1	2
8		1047449-NLA	NLA - Spacer (1/4 x 3/8 x 3/16")	1	4
9		1021406	Screw, Hex Head (1/4-20 x 1-1/4")	1	2
10		1026900	Washer (1/4 x 23/32 x 1/16")	1	4
11	B	1079208-NLA	NLA - Hardware, Captain Seat Mounting	1	1
12		1008525-NLA	NLA - Washer, Internal Tooth Lock (#4-40)	1	4
13		7930339-NLA	NLA - Package, Screw, Phillips Pan Head (#4-40 x 3/8")	25	4
14		P0870X000	Nut, Hex Keps (#4-40)	1	2
15		1024001	Sensor, Actuator Switch	1	1
16	A	1107242-NLA	NLA - Hardware, Actuator Switch Sensor Mounting	1	1
NOTE: A - Includes items 12-15 B - Includes items 2-10					

# Seat Frame Mounting Hardware (12"-15" Wide ASBA), (12"-16" Wide ADJASBA Seats & TRBKTS Option)

NOTE: The ASBA and ADJASBA seat frame assemblies use the same mounting hardware.



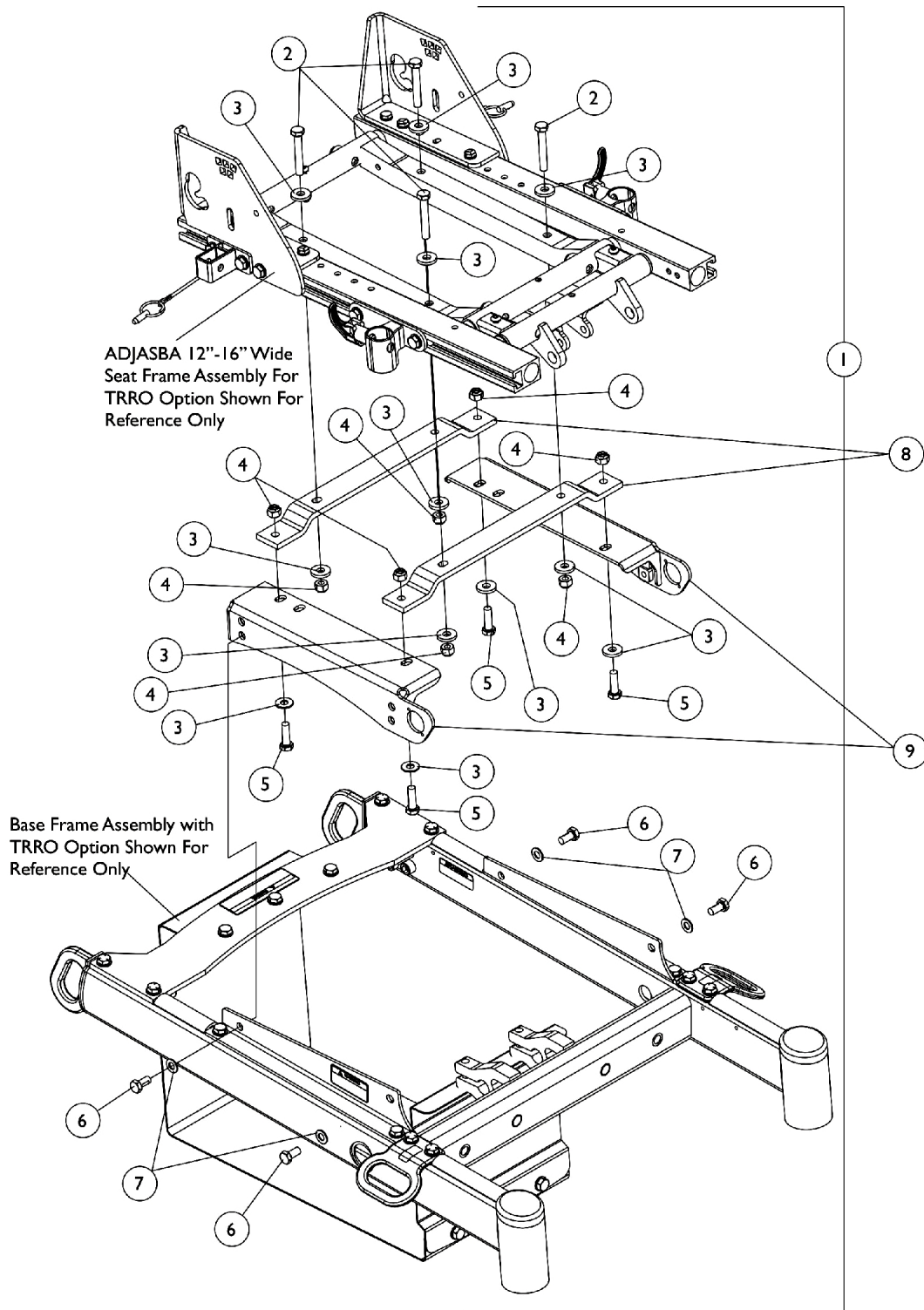
## Seat Frame Mounting Hardware

### (12"-15" Wide ASBA), (12"-16" Wide ADJASBA Seats & TRBKTS Option)

**NOTE: The ASBA and ADJASBA seat frame assemblies use the same mounting hardware.**

Item Number	Note	Part Number	Description	Quantity Per	
				Package	Assembly
1		1042484-NLA	NLA - Screw, Hex Head (5/16-18 x 2")	1	4
2		1070462-NLA	NLA - Screw, Hex Head w/ Patch (5/16-18 x 7/8")	1	4
3		1026158	Locknut (5/16-18)	1	8
4		1070465-NLA	NLA - Bracket, Mounting, Black - Junior	1	2
5		1070462-NLA	NLA - Screw, Hex Head w/ Patch (5/16-18 x 7/8")	1	4
6		1025704	Washer, Flat (5/16 x 5/8 x 1/16")	1	12
7		1043627-NLA	NLA - Screw, Hex Head w/ Patch (5/16-18 x 1-3/4")	1	4
8		1070388	Support, Seat, Black	1	2
9		1069724	T-Nut (5/16-18)	1	4
10		1070396-NLA	NLA - Strap, Bolt, Black	1	2
11		1079247	Washer, Flat (21/64 x 53/64 x 7/64")	1	4
12	B	1104428	Plate, Low Seat Mounting - Right	1	1
12	B	1104429	Plate, Low Seat Mounting - Left	1	1
12	C	1104430	Plate, Medium Seat Mounting - Right	1	1
12	C	1104431	Plate, Medium Seat Mounting - Left	1	1
12	D	1104432	Plate, Tall Seat Mounting - Right	1	1
12	D	1104433	Plate, Tall Seat Mounting - Left	1	1
13	A,E	1104765	Hardware, Seat Frame Mounting	1	1
<b>NOTE:</b> A - Item number 12 not included B - Low 17-1/2" Seat to Floor C - Medium 19-3/4" Seat to Floor D - Tall 21-1/2" Seat to Floor E - Includes items 1-11					

# **Seat Frame Mounting Hardware** **(12"-16" Wide) ADJASBA Seats with TRRO Option**



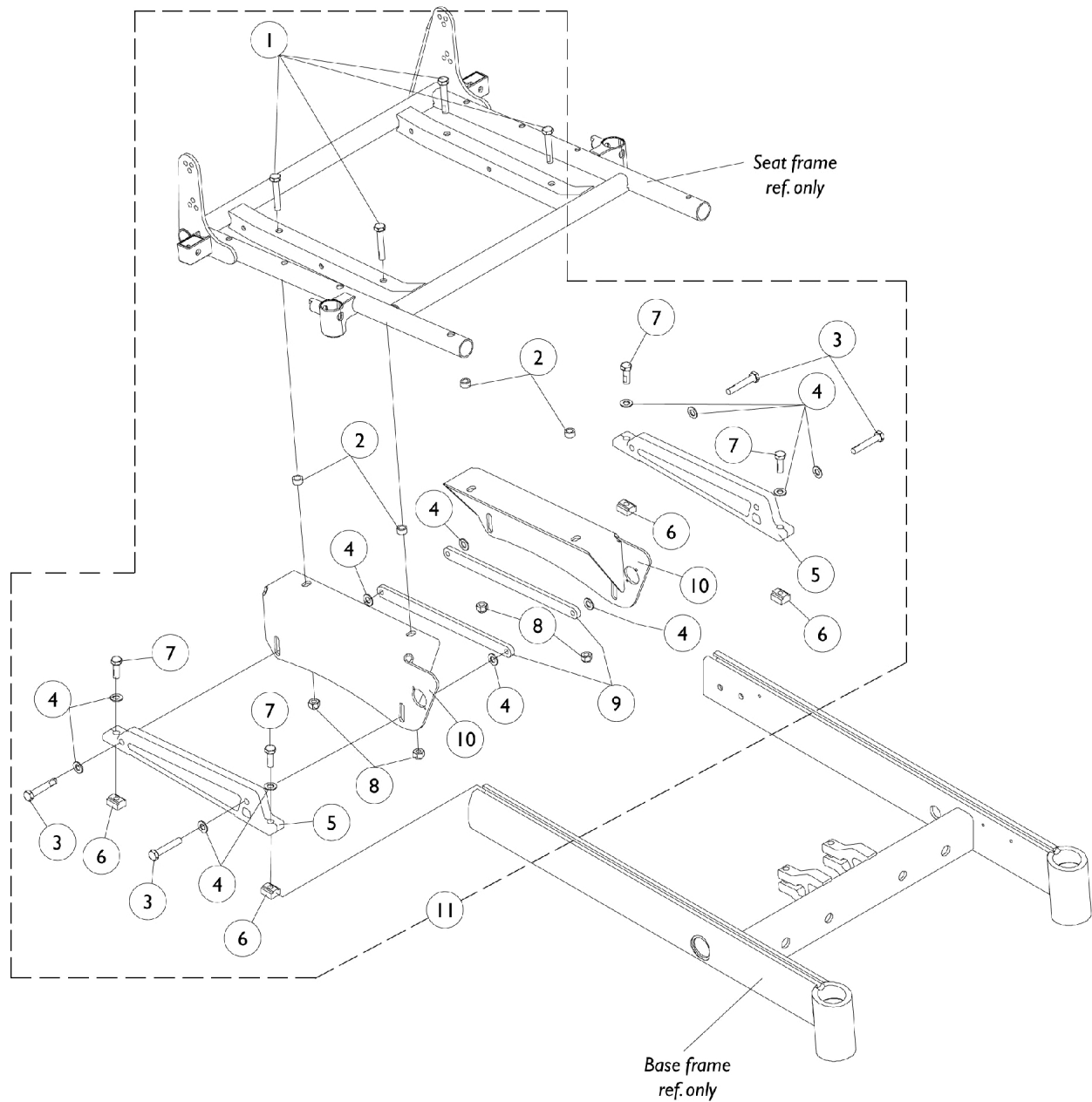
## Seat Frame Mounting Hardware (12"-16" Wide) ADJASBA Seats with TRRO Option

Item Number	Note	Part Number	Description	Quantity Per	
				Package	Assembly
1	A	1140261	NLA - Kit, Seat Frame Mounting Hardware 12"-16" Wide For TRRO Option	1	1
2			NLA - Screw, Hex Head (5/16-18 x 2")	1	4
3			Washer, Flat (21/64 x 53/64 x 7/64")	1	12
4			Locknut (5/16-18)	1	8
5			Screw, Hex Head (5/16-18 x 1")	1	4
6			Screw, Hex Head w/ Patch (5/16-18 x 5/8")	1	4
7			Washer, Flat (5/16 x 5/8 x 1/16")	1	4
8		1070465-NLA	NLA - Bracket, Mounting, Black - Junior	1	2
9		1135964	Bracket, Seat Mounting Low, Black - Right	1	1
9		1135965	Bracket, Seat Mounting Low, Black - Left	1	1

NOTE: A - Includes items 2-7



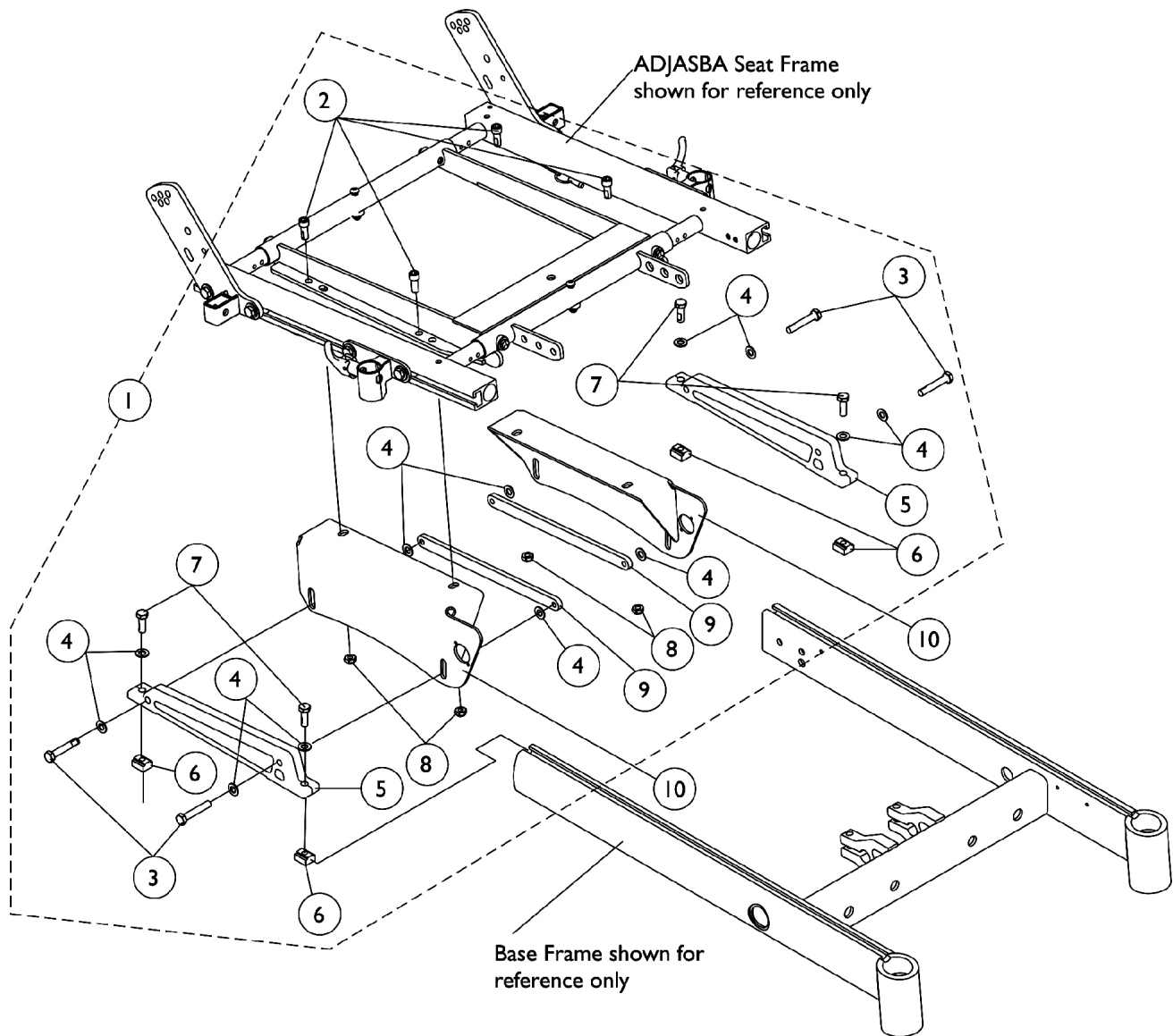
# 



## Seat Frame Mounting Hardware (16" - 24" Wide) ASBA (Before 7/5/05)

Item Number	Note	Part Number	Description	Quantity Per	
				Package	Assembly
1	A	1043627-NLA	NLA - Screw, Hex Head w/ Patch (5/16-18 x 1-3/4")	1	4
1	B	1070398-NLA	NLA - Screw, Hex Head (5/16-18 x 1-1/2")	1	4
2	A	1070413-NLA	NLA - Spacer (21/64 x 1/2 x 17/64")	1	4
3		1043627-NLA	NLA - Screw, Hex Head w/ Patch (5/16-18 x 1-3/4")	1	4
4		1025704	Washer, Flat (5/16 x 5/8 x 1/16")	1	12
5		1070388	Support, Seat, Black	1	2
6		1069724	T-Nut (5/16-18)	1	4
7		1070462-NLA	NLA - Screw, Hex Head w/ Patch (5/16-18 x 7/8")	1	4
8		1026158	Locknut (5/16-18)	1	4
9		1070396-NLA	NLA - Strap, Bolt, Black	1	2
10	D	1104428	Plate, Low Seat Mounting - Right	1	1
10	D	1104429	Plate, Low Seat Mounting - Left	1	1
10	E	1104430	Plate, Medium Seat Mounting - Right	1	1
10	E	1104431	Plate, Medium Seat Mounting - Left	1	1
10	F	1104432	Plate, Tall Seat Mounting - Right	1	1
10	F	1104433	Plate, Tall Seat Mounting - Left	1	1
11	C,G	1104764-NLA	NLA - Hardware, Seat Frame Mounting (16" W)	1	1
11	C,G	1104763-NLA	NLA - Hardware, Seat Frame Mounting (17" W and Wider)	1	1
NOTE: A - Part number 1043627 and 1071413 are used on the 16" wide chairs only B - Part number 1070398 is used on 17" and wider chairs only C - Item number 10 not included D - Low 17-1/2" Seat to Floor E - Medium 19-3/4" Seat to Floor F - Tall 21-1/2" Seat to Floor G - Includes items 1-9					

# Seat Frame Mounting Hardware (16" - 24" Wide) ADJASBA/ADJRECL (After 7/4/05) & TRBKTS Option

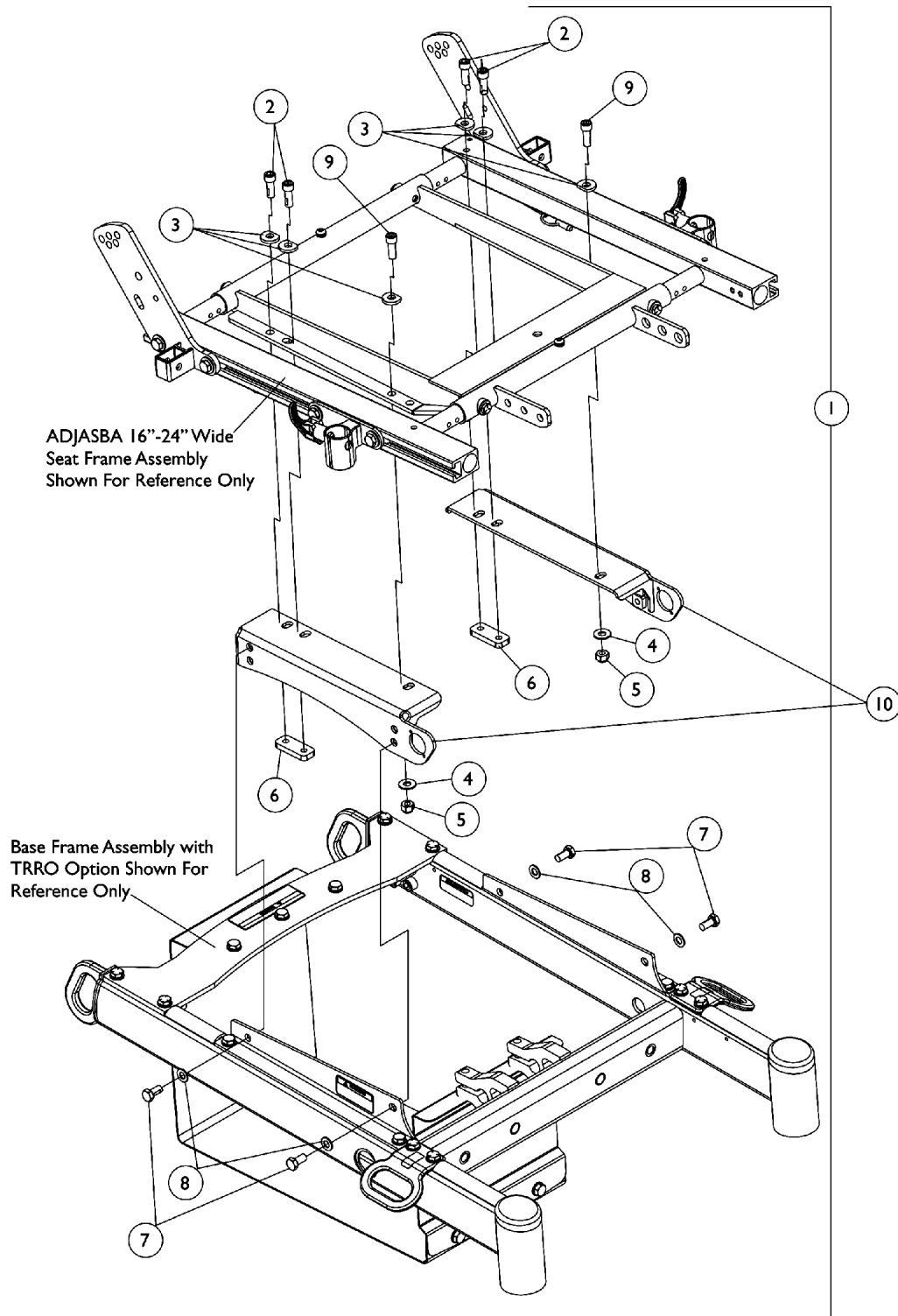


## Seat Frame Mounting Hardware

### (16" - 24" Wide) ADJASBA/ADJRECL (After 7/4/05) & TRBKTS Option

Item Number	Note	Part Number	Description	Quantity Per	
				Package	Assembly
1	A	1134493	Kit, Seat Frame Mounting Hardware	1	1
2			NLA - Screw, Socket Head (5/16-18 x 3/4")	1	4
3			NLA - Screw, Hex Head w/ Patch (5/16-18 x 1-3/4")	1	4
4			Washer, Flat (5/16 x 5/8 x 1/16")	1	12
5			Support, Seat, Black	1	2
6			T-Nut (5/16-18)	1	4
7			NLA - Screw, Hex Head w/ Patch (5/16-18 x 7/8")	1	4
8			Locknut (5/16-18)	1	4
9			NLA - Strap, Bolt, Black	1	2
10	B	1104428	Plate, Low Seat Mounting - Right	1	1
10	B	1104429	Plate, Low Seat Mounting - Left	1	1
10	C	1104430	Plate, Medium Seat Mounting - Right	1	1
10	C	1104431	Plate, Medium Seat Mounting - Left	1	1
10	D	1104432	Plate, Tall Seat Mounting - Right	1	1
10	D	1104433	Plate, Tall Seat Mounting - Left	1	1
NOTE: A - Includes items 2-9 and used for ADJASBA and ADJRECL Seat Frames B - Low = 17-1/2" Seat-To-Floor C - Med = 19-3/4" Seat-To-Floor D - Tall = 21-1/2" Seat-To-Floor					

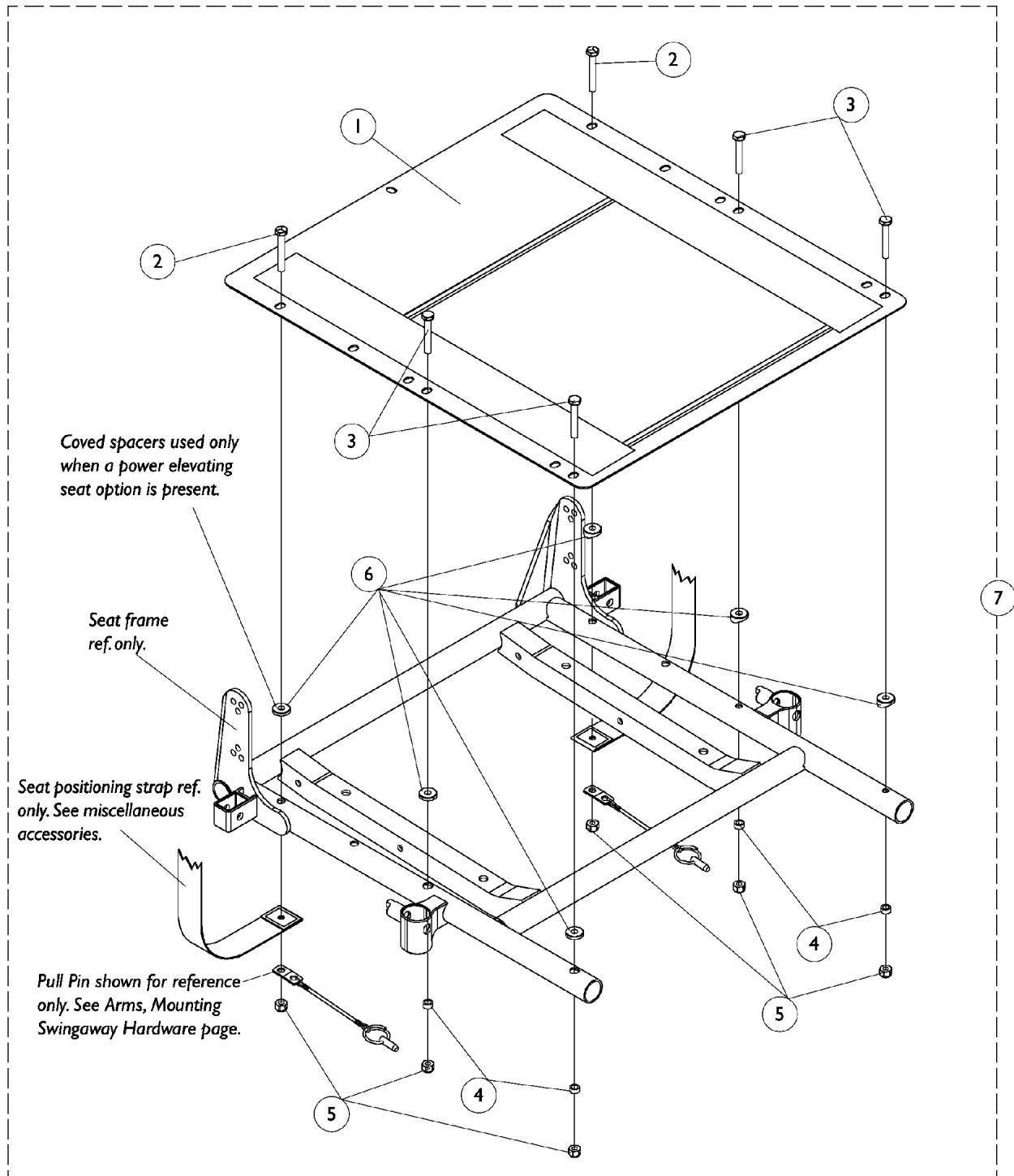
# **Seat Frame Mounting Hardware** **(16"-24" Wide) ADJASBA Seats with TRRO Option**



## Seat Frame Mounting Hardware (16"-24" Wide) ADJASBA Seats with TRRO Option

Item Number	Note	Part Number	Description	Quantity Per	
				Package	Assembly
1	A	1135970	Kit, Seat Frame Mounting Hardware 16"-24" Wide For TRRO Option	1	1
2			NLA - Screw, Socket Head w/ Patch (5/16-18 x 1")	1	4
3			NLA - Washer, Ground (11/32 x 13/16 x 1/8")	1	6
4			Washer, Flat (21/64 x 53/64 x 7/64")	1	2
5			Locknut (5/16-18)	1	2
6			Plate, Nut (5/16-18)	1	2
7			Screw, Hex Head w/ Patch (5/16-18 x 5/8")	1	4
8			Washer, Flat (5/16 x 5/8 x 1/16")	1	4
9			Screw, Socket Head (5/16-18 x 1-1/4")	1	2
10		1135964	Bracket, Seat Mounting Low, Black - Right	1	1
10		1135965	Bracket, Seat Mounting Low, Black - Left	1	1
NOTE: A - Includes items 2-9					

# Seat Pan and Attaching Hardware For ASBA Seat (Before 7/5/05)



## Seat Pan and Attaching Hardware For ASBA Seat (Before 7/5/05)

Item Number	Note	Part Number	Description	Quantity Per		
				Package	Assembly	
1	B	See Chart	#1 Seat Pan - 12"-18" Depth	1	1	
1		See Chart	#1 Seat Pan - 19"-22" Depth	1	1	
7		1070459-NLA	NLA - Kit, Seat Pan Mounting Hardware	1	1	
2		A,C	1109336-NLA	Screw, Hex Head (1/4-20 x 1-5/8")	1	2
3				Screw, Hex Head (1/4-20 x 1-1/2")	1	4
4				NLA - Spacer (1/4 x 3/8 x 3/16")	1	4
5				Locknut (1/4-20)	1	6
7	Kit, Seat Pan Mounting Hardware			1	1	
2	NLA - Screw, Hex Head (1/4-20 x 1-3/4")			1	2	
3	Screw, Hex Head (1/4-20 x 1-5/8")			1	4	
4			NLA - Spacer (1/4 x 3/8 x 3/16")	1	4	
5			Locknut (1/4-20)	1	6	
6			Spacer, Coved (1/4 x 11/16 x 1/2")	1	6	
NOTE: A - Hardware used when a power elevating seat option is present. B - Includes items 2-5 C - Includes items 2-6						

### #1 Seat Pan

#### 12"-18" Depth

Chair Width	12"-15" Deep	16" Deep	17" Deep	18" Deep
12" W	1066009-NLA	1070513	N/A	N/A
13" W	1066010-NLA	1070514-NLA	N/A	N/A
14" W	1066022-NLA	1066011-NLA	1066022-NLA	1066033-NLA
15" W	1066023-NLA	1066012-NLA	1066023-NLA	1066034-NLA
16" W	1066024	1066013-NLA	1066024	1066035-NLA
17" W	N/A	1066014-NLA	1066025-NLA	1066036-NLA
18" W	N/A	1066015-NLA	1066026	1066037-NLA
19" W	N/A	1066016-NLA	1066027-NLA	1066038-NLA
20" W	N/A	1066017-NLA	1066028-NLA	1066039-NLA
21" W	N/A	1066018-NLA	1066029-NLA	1066040-NLA
22" W	N/A	1066019-NLA	1066030-NLA	1066041-NLA
23" W	N/A	1066020-NLA	1066031-NLA	1066042-NLA
24" W	N/A	1066021-NLA	1066032-NLA	1066043-NLA

12-15" seat depths are achieved by using CJ back cane mounting hardware.



# Seat Pan and Attaching Hardware For ASBA Seat (Before 7/5/05)

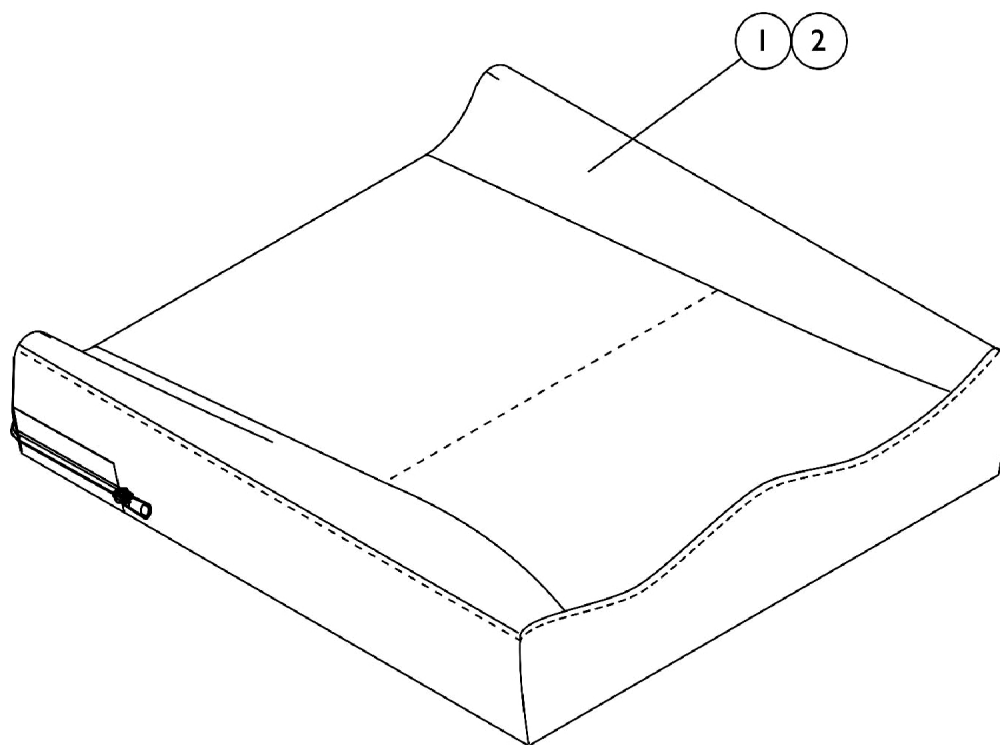
## #1 Seat Pan

### 19"-22" Depth

Chair Width	19" Deep	20" Deep	21" Deep	22" Deep
14" W	1066044-NLA	1066055-NLA	1066066-NLA	1066077-NLA
15" W	1066045-NLA	1066056-NLA	1066067-NLA	1066078-NLA
16" W	1066046-NLA	1066057-NLA	1066068-NLA	1066079-NLA
17" W	1066047-NLA	1066058-NLA	1066069-NLA	1066080-NLA
18" W	1066048-NLA	1066059-NLA	1066070-NLA	1066081-NLA
19" W	1066049-NLA	1066060	1066071-NLA	1066082-NLA
20" W	1066050-NLA	1066061-NLA	1066072-NLA	1066083-NLA
21" W	1066051-NLA	1066062-NLA	1066073-NLA	1066084-NLA
22" W	1066052-NLA	1066063-NLA	1066074-NLA	1066085-NLA
23" W	1066053-NLA	1066064-NLA	1066075-NLA	1066086-NLA
24" W	1066054-NLA	1066065-NLA	1066076-NLA	1066087-NLA

# Seat Cushion Assembly, Contoura

## ADJASBA Only



### #1 Contoura Seat Cushion Assembly

**NOTE: To order a Mesh Contoura Seat Cushion Assembly, please use quote # SM-100908010838 when placing your order.**

Chair Width	16" Deep	17" Deep	18" Deep	19" Deep	20" Deep	21" Deep	22" Deep
16" Wide	1132982 See Note(s) A	1132983-NLA See Note(s) A	1132984 See Note(s) A	1132985 See Note(s) A	1132986 See Note(s) A	N/A	N/A
18" Wide	1132987 See Note(s) A	1132988-NLA See Note(s) A	1132989 See Note(s) A	1132990 See Note(s) A	1132991 See Note(s) A	N/A	N/A
20" Wide	1132992 See Note(s) A	1132993-NLA See Note(s) A	1132994 See Note(s) A	1132995 See Note(s) A	1132996 See Note(s) A	1132997 See Note(s) A	1132998 See Note(s) A
22" Wide	N/A	N/A	1132999 See Note(s) A	1133000 See Note(s) A	1133001 See Note(s) A	1133002 See Note(s) A	1133003 See Note(s) A
24" Wide	N/A	N/A	1133004-NLA See Note(s) A	1133005-NLA See Note(s) A	1133006-NLA See Note(s) A	1133007-NLA See Note(s) A	1133008-NLA See Note(s) A

NOTE: A - Cushion Foam is not available separately.

# Seat Cushion Assembly, Contoura ADJASBA Only

## #2 Contoura Seat Cushion Cover Before 12/16/10

Chair Width	16" Deep	17" Deep	18" Deep	19" Deep	20" Deep	21" Deep	22" Deep
16" Wide	1132953-NLA	1132954-NLA	1132955-NLA	1132956-NLA	1132957-NLA	N/A	N/A
18" Wide	1132958-NLA	1132959-NLA	1132960-NLA	1132961-NLA	1132962-NLA	N/A	N/A
20" Wide	1132963-NLA	1132964-NLA	1132965-NLA	1132966-NLA	1132967-NLA	1132968-NLA	1132969-NLA
22" Wide	N/A	N/A	1132970-NLA	1132971-NLA	1132972-NLA	1132973-NLA	1132974-NLA
24" Wide	N/A	N/A	1132975-NLA	1132976-NLA	1132977-NLA	1132978-NLA	1132979-NLA

Contoura Seat Cushion Covers listed on this chart are No Longer Available. Refer to the Contoura Seat Cushion Covers dated after 12/15/10 as a direct replacement.

# Seat Cushion Assembly, Contoura ADJASBA Only

## #2 Contoura Seat Cushion Cover After 12/15/10

Chair Width	16" Deep	17" Deep	18" Deep	19" Deep	20" Deep	21" Deep	22" Deep
16" Wide	1167372	1167373-NLA	1167374	1167375	1167376	N/A	N/A
18" Wide	1167377	1167378-NLA	1167379	1167380	1167381	N/A	N/A
20" Wide	1167382	1167383-NLA	1167384	1167385	1167386	1167387	1167388
22" Wide	N/A	N/A	1167389	1167390	1167391	1167392	1167393
24" Wide	N/A	N/A	1167394-NLA	1167395-NLA	1167396	1167397-NLA	1167398-NLA

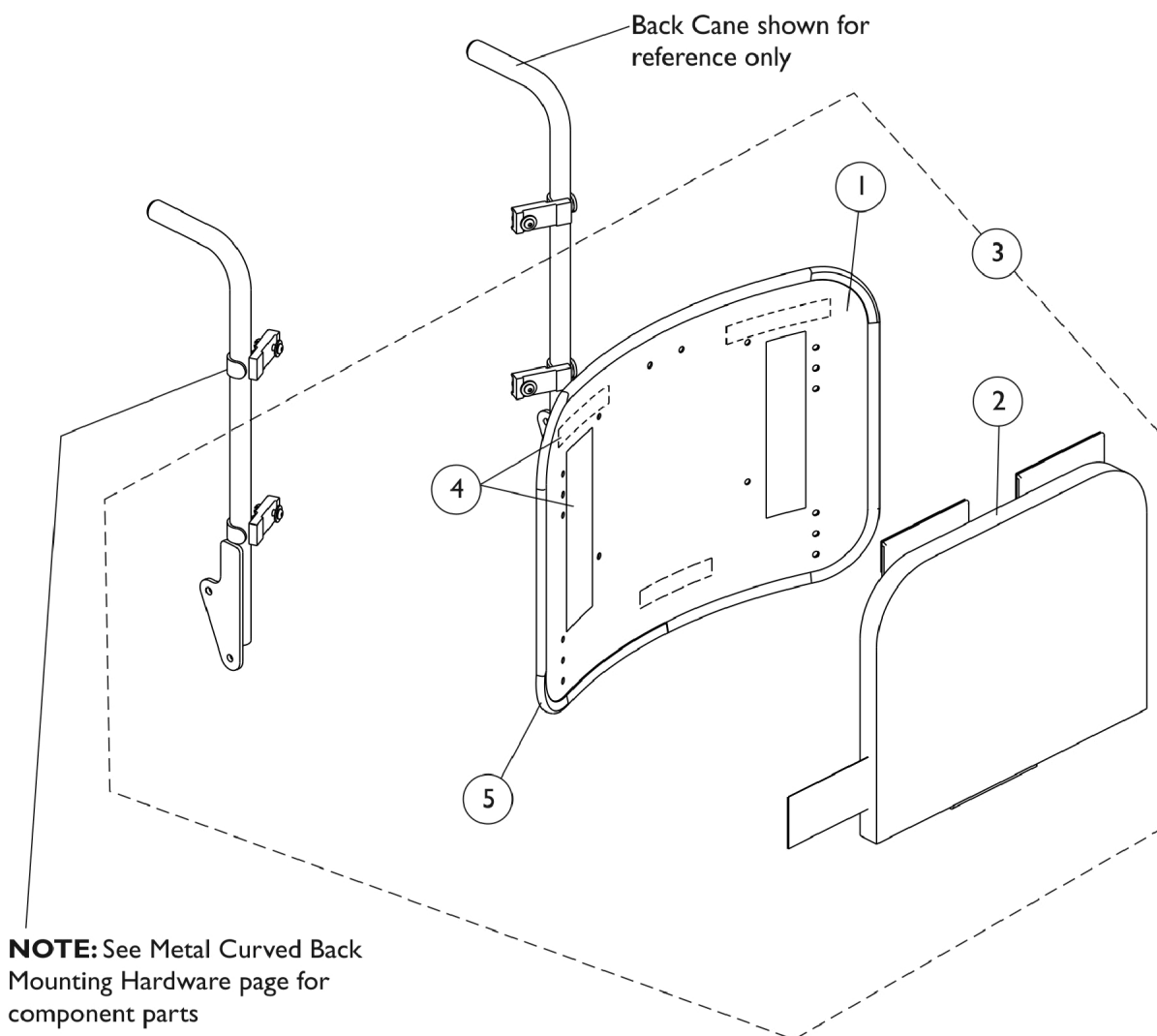
## #2 Contoura Seat Cushion Cover, Mesh (CTBMSH)

Chair Width	16" Deep	17" Deep	18" Deep	19" Deep	20" Deep	21" Deep	22" Deep
16" Wide	1164208	1164209	1164210	1164211	1164212	N/A	N/A
18" Wide	1164213	1164214	1164215	1164216	1164217	N/A	N/A
20" Wide	1164218	1164219	1164220	1164221	1164222	1164223	1164224
22" Wide	N/A	N/A	1164225	1164226	1164227	1164228	1164229
24" Wide	N/A	N/A	1164230	1164231	1164232	1164233	1164234

## Metal Curved Back Assembly (16-24" Wide)

**NOTE:** Curved Back mounts only to back canes without a 10 degree bend.

**NOTE:** As of 8/15/08 the Curved Back material changed from ABS Plastic to Metal as inventory runs out. You must ask the customer if they have an ABS Plastic or the Metal Curved Back model when replacing components. All service replacement Back Assemblies with Hardware shipped will be metal. New Headrest Mounting Hardware is required when replacing an ABS Plastic Curved Back with a Metal Curved Back.



## Metal Curved Back Assembly (16-24" Wide)

NOTE: Curved Back mounts only to back canes without a 10 degree bend.

NOTE: As of 8/15/08 the Curved Back material changed from ABS Plastic to Metal as inventory runs out. You must ask the customer if they have an ABS Plastic or the Metal Curved Back model when replacing components. All service replacement Back Assemblies with Hardware shipped will be metal. New Headrest Mounting Hardware is required when replacing an ABS Plastic Curved Back with a Metal Curved Back.

Item Number	Note	Part Number	Description	Quantity Per	
				Package	Assembly
1		See Chart	#1 Back Pan w/ Vinyl Edge Trim 16"-18" Wide	1	1
1		See Chart	#1 Back Pan w/ Vinyl Edge Trim 19"-22" Wide	1	1
1		See Chart	#1 Back Pan w/ Vinyl Edge Trim 23"-24" Wide	1	1
2		See Chart	#2 Back Cushion Assembly 16"-18" Wide	1	1
2		See Chart	#2 Back Cushion Assembly 19"-22" Wide	1	1
2		See Chart	#2 Back Cushion Assembly 23"-24" Wide	1	1
3		See Chart	#3 Back Assembly with Hardware 16"-18" Wide	1	1
3		See Chart	#3 Back Assembly with Hardware 19"-22" Wide	1	1
3		See Chart	#3 Back Assembly with Hardware 23"-24" Wide	1	1
4	A	1125723	Kit, Hook Fastener w/ Adhesive Back	1	1
5		1125724-NLA	NLA - Trim, Edge, Cut-To-Length, Vinyl Black (96" L)	1	1

NOTE: A - Hook Fastener Adhesive Kit is used to attach the Back Cover to the Back Pan and must be ordered when a new Back Pan or Back Assembly is requested.

### #1 Back Pan w/ Vinyl Edge Trim - 16"-18" Wide

Overall Back Height	Material Back Height	16" Wide	17" Wide	18" Wide
16"	11"	1157826	1157837	1157848
17"	12"	1157827	1157838	1157849
18"	13"	1157828	1157839	1157850
19"	14"	1157829	1157840	1157851
20"	15"	1157830	1157841	1157852
21"	16"	1157831	1157842	1157853
22"	17"	1157832	1157843	1157854
23"	18"	1157833	1157844	1157855
24"	19"	1157834	1157845	1157856
25"	20"	1157835	1157846	1157857
26"	21"	1157836	1157847	1157858

NOTE: Hook Fastener Adhesive Kit must be ordered when a Back Pan or Back Assembly is requested. This will allow the Loop Fastener Adhesive on the Back Cover to attach properly.

## Metal Curved Back Assembly (16-24" Wide)

NOTE: Curved Back mounts only to back canes without a 10 degree bend.

NOTE: As of 8/15/08 the Curved Back material changed from ABS Plastic to Metal as inventory runs out. You must ask the customer if they have an ABS Plastic or the Metal Curved Back model when replacing components. All service replacement Back Assemblies with Hardware shipped will be metal. New Headrest Mounting Hardware is required when replacing an ABS Plastic Curved Back with a Metal Curved Back.

### #1 Back Pan w/ Vinyl Edge Trim - 19"-22" Wide

Overall Back Height	Material Back Height	19" Wide	20" Wide	21" Wide	22" Wide
16"	11"	1157859	1157870	1157881	1157892
17"	12"	1157860	1157871	1157882	1157893
18"	13"	1157861	1157872	1157883	1157894
19"	14"	1157862	1157873	1157884	1157895
20"	15"	1157863	1157874	1157885	1157896
21"	16"	1157864	1157875	1157886	1157897
22"	17"	1157865	1157876	1157887	1157898
23"	18"	1157866	1157877	1157888	1157899
24"	19"	1157867	1157878	1157889	1157900
25"	20"	1157868	1157879	1157890	1157901
26"	21"	1157869	1157880	1157891	1157902

NOTE: Hook Fastener Adhesive Kit must be ordered when a Back Pan or Back Assembly is requested. This will allow the Loop Fastener Adhesive on the Back Cover to attach properly.

## Metal Curved Back Assembly (16-24" Wide)

NOTE: Curved Back mounts only to back canes without a 10 degree bend.

NOTE: As of 8/15/08 the Curved Back material changed from ABS Plastic to Metal as inventory runs out. You must ask the customer if they have an ABS Plastic or the Metal Curved Back model when replacing components. All service replacement Back Assemblies with Hardware shipped will be metal. New Headrest Mounting Hardware is required when replacing an ABS Plastic Curved Back with a Metal Curved Back.

### #1 Back Pan w/ Vinyl Edge Trim - 23"-24" Wide

Overall Back Height	Material Back Height	23" Wide	24" Wide
16"	11"	1157903	1157914
17"	12"	1157904	1157915
18"	13"	1157905	1157916
19"	14"	1157906	1157917
20"	15"	1157907	1157918
21"	16"	1157908	1157919
22"	17"	1157909	1157920
23"	18"	1157910	1157921
24"	19"	1157911	1157922
25"	20"	1157912	1157923
26"	21"	1157913	1157924

NOTE: Hook Fastener Adhesive Kit must be ordered when a Back Pan or Back Assembly is requested. This will allow the Loop Fastener Adhesive on the Back Cover to attach properly.



## Metal Curved Back Assembly (16-24" Wide)

NOTE: Curved Back mounts only to back canes without a 10 degree bend.

NOTE: As of 8/15/08 the Curved Back material changed from ABS Plastic to Metal as inventory runs out. You must ask the customer if they have an ABS Plastic or the Metal Curved Back model when replacing components. All service replacement Back Assemblies with Hardware shipped will be metal. New Headrest Mounting Hardware is required when replacing an ABS Plastic Curved Back with a Metal Curved Back.

### #2 Back Cushion Assembly - 16"-18" Wide

Overall Back Height	Material Back Height	16" Wide	17" Wide	18" Wide
16"	12-1/2"	1160207	1160218	1160229
17"	13-1/2"	1160208	1160219	1160230
18"	14-1/2"	1160209	1160220	1160231
19"	15-1/2"	1160210	1160221	1160232
20"	16-1/2"	1160211	1160222	1160233
21"	17-1/2"	1160212	1160223	1160234
22"	18-1/2"	1160213	1160224	1160235
23"	19-1/2"	1160214	1160225	1160236
24"	20-1/2"	1160215	1160226	1160237
25"	21-1/2"	1160216	1160227	1160238
26"	22-1/2"	1160217	1160228	1160239

NOTE: Back cover and foam are sold as a Back Cushion Assembly only.

## Metal Curved Back Assembly (16-24" Wide)

NOTE: Curved Back mounts only to back canes without a 10 degree bend.

NOTE: As of 8/15/08 the Curved Back material changed from ABS Plastic to Metal as inventory runs out. You must ask the customer if they have an ABS Plastic or the Metal Curved Back model when replacing components. All service replacement Back Assemblies with Hardware shipped will be metal. New Headrest Mounting Hardware is required when replacing an ABS Plastic Curved Back with a Metal Curved Back.

### #2 Back Cushion Assembly - 19"-22" Wide

Overall Back Height	Material Back Height	19" Wide	20" Wide	21" Wide	22" Wide
16"	12-1/2"	1097378-NLA	1097379-NLA	1097380-NLA	1097381-NLA
17"	13-1/2"	1097385-NLA	1097386-NLA	1097387-NLA	1097388-NLA
18"	14-1/2"	1097392	1097393	1097394-NLA	1097395-NLA
19"	15-1/2"	1097399	1097400	1097401	1097402
20"	16-1/2"	1097406	1097407	1097408	1097409
21"	17-1/2"	1097413	1097414	1097415	1097416
22"	18-1/2"	1097420	1097421	1097422	1097423
23"	19-1/2"	1097427	1097428	1097429	1097430
24"	20-1/2"	1097434	1097435	1097436	1097437
25"	21-1/2"	1160249	1160260	1160271	1160282
26"	22-1/2"	1160250	1160261	1160272	1160283

NOTE: Back cover and foam are sold as a Back Cushion Assembly only.

## Metal Curved Back Assembly (16-24" Wide)

NOTE: Curved Back mounts only to back canes without a 10 degree bend.

NOTE: As of 8/15/08 the Curved Back material changed from ABS Plastic to Metal as inventory runs out. You must ask the customer if they have an ABS Plastic or the Metal Curved Back model when replacing components. All service replacement Back Assemblies with Hardware shipped will be metal. New Headrest Mounting Hardware is required when replacing an ABS Plastic Curved Back with a Metal Curved Back.

### #2 Back Cushion Assembly - 23"-24" Wide

Overall Back Height	Material Back Height	23" Wide	24" Wide
16"	12-1/2"	1160284	1160295
17"	13-1/2"	1160285	1160296
18"	14-1/2"	1160286	1160297
19"	15-1/2"	1160287	1160298
20"	16-1/2"	1160288	1160299
21"	17-1/2"	1160289	1160300
22"	18-1/2"	1160290	1160301
23"	19-1/2"	1160291	1160302
24"	20-1/2"	1160292	1160303
25"	21-1/2"	1160293-NLA	1160304
26"	22-1/2"	1160294	1160305

NOTE: Back cover and foam are sold as a Back Cushion Assembly only.

## Metal Curved Back Assembly (16-24" Wide)

NOTE: Curved Back mounts only to back canes without a 10 degree bend.

NOTE: As of 8/15/08 the Curved Back material changed from ABS Plastic to Metal as inventory runs out. You must ask the customer if they have an ABS Plastic or the Metal Curved Back model when replacing components. All service replacement Back Assemblies with Hardware shipped will be metal. New Headrest Mounting Hardware is required when replacing an ABS Plastic Curved Back with a Metal Curved Back.

### #3 Back Assembly with Hardware - 16"-18" Wide

Overall Back Height	Material Back Height ABS Plastic Curved	Material Back Height Metal Curved	16" Wide	17" Wide	18" Wide
16"	12"	11"	1106973-NLA	1106983	1106993
17"	13"	12"	1106974	1106984	1106994
18"	14"	13"	1106975	1106985	1106995
19"	15"	14"	1106976	1106986	1106996
20"	16"	15"	1106977	1106987	1106997
21"	17"	16"	1106978	1106988	1106998
22"	18"	17"	1106979	1106989	1106999
23"	19"	18"	1106980	1106990	1107000
24"	20"	19"	1106981	1106991	1107001
25"	21"	20"	1160306	1160308	1160310
26"	22"	21"	1160307	1160309	1160311

NOTE: Hook Fastener Adhesive Kit must be ordered when a Back Pan or Back Assembly is requested. This will allow the Loop Fastener Adhesive on the Back Cover to attach properly.

## Metal Curved Back Assembly (16-24" Wide)

NOTE: Curved Back mounts only to back canes without a 10 degree bend.

NOTE: As of 8/15/08 the Curved Back material changed from ABS Plastic to Metal as inventory runs out. You must ask the customer if they have an ABS Plastic or the Metal Curved Back model when replacing components. All service replacement Back Assemblies with Hardware shipped will be metal. New Headrest Mounting Hardware is required when replacing an ABS Plastic Curved Back with a Metal Curved Back.

### #3 Back Assembly with Hardware - 19"-22" Wide

Overall Back Height	Material Back Height ABS Plastic Curved	Material Back Height Metal Curved	19" Wide	20" Wide	21" Wide	22" Wide
16"	12"	11"	1107003	1107013	1107023	1107033
17"	13"	12"	1107004	1107014	1107024	1107034
18"	14"	13"	1107005	1107015	1107025	1107035
19"	15"	14"	1107006	1107016	1107026	1107036
20"	16"	15"	1107007	1107017	1107027	1107042-NLA
21"	17"	16"	1107008	1107018	1107028	1107043
22"	18"	17"	1107009	1107019	1107029	1107044
23"	19"	18"	1107010	1107020	1107030	1107045
24"	20"	19"	1107011	1107021	1107031	1107046
25"	21"	20"	1160312	1160314	1160316	1160318
26"	22"	21"	1160313	1160315	1160317	1160319

NOTE: Hook Fastener Adhesive Kit must be ordered when a Back Pan or Back Assembly is requested. This will allow the Loop Fastener Adhesive on the Back Cover to attach properly.

## Metal Curved Back Assembly (16-24" Wide)

NOTE: Curved Back mounts only to back canes without a 10 degree bend.

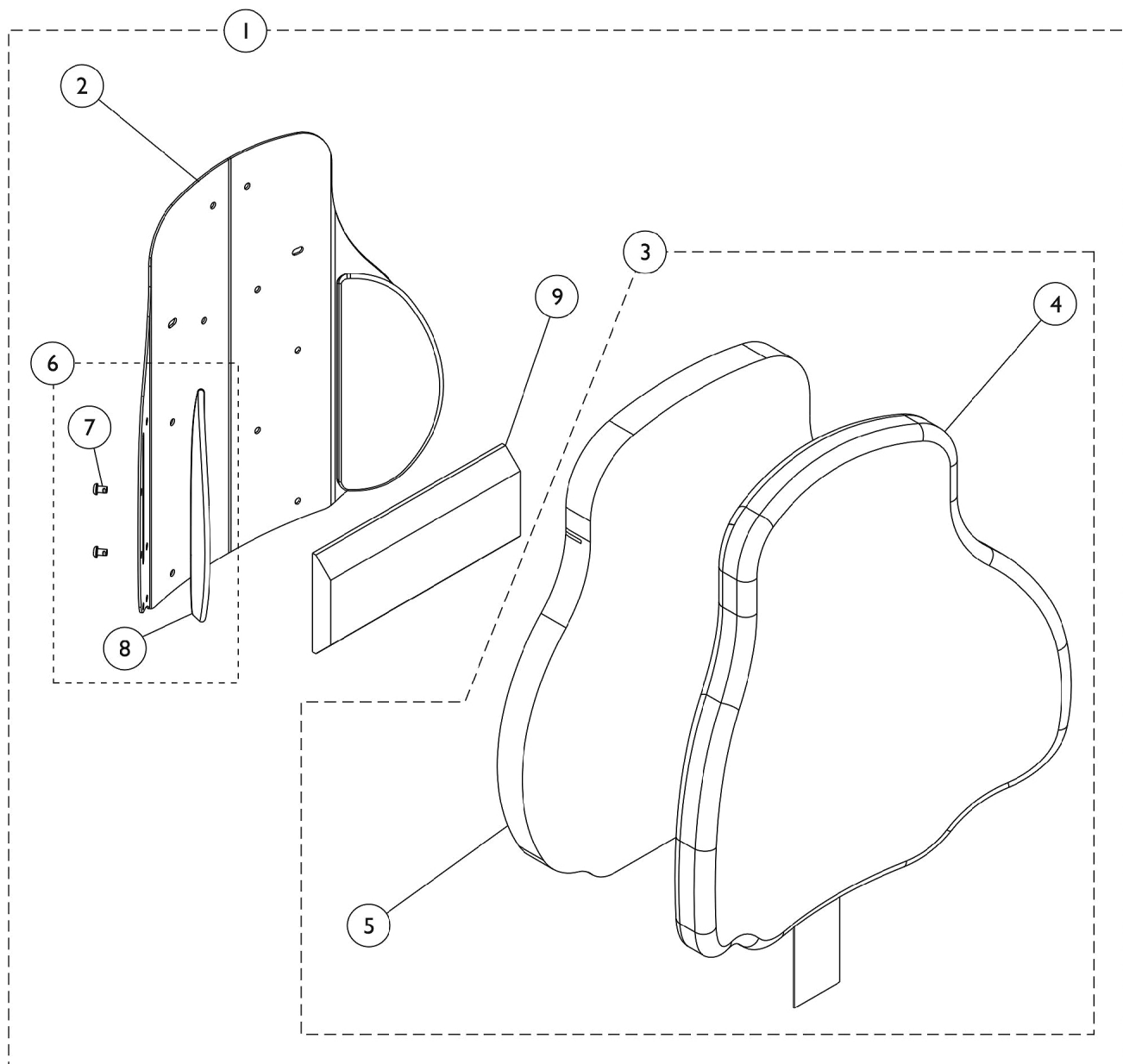
NOTE: As of 8/15/08 the Curved Back material changed from ABS Plastic to Metal as inventory runs out. You must ask the customer if they have an ABS Plastic or the Metal Curved Back model when replacing components. All service replacement Back Assemblies with Hardware shipped will be metal. New Headrest Mounting Hardware is required when replacing an ABS Plastic Curved Back with a Metal Curved Back.

### #3 Back Assembly with Hardware - 23"-24" Wide

Overall Back Height	Material Back Height ABS Plastic Curved	Material Back Height Metal Curved	23" Wide	24" Wide
16"	12"	11"	1146430	1146434
17"	13"	12"	1146431	1146435
18"	14"	13"	1146432	1146436
19"	15"	14"	1144746	1144753
20"	16"	15"	1144747	1144754
21"	17"	16"	1144748	1144755
22"	18"	17"	1144749	1144756
23"	19"	18"	1144750	1144757
24"	20"	19"	1144751	1144758
25"	21"	20"	1144752	1144759
26"	22"	21"	1160320	1160321

NOTE: Hook Fastener Adhesive Kit must be ordered when a Back Pan or Back Assembly is requested. This will allow the Loop Fastener Adhesive on the Back Cover to attach properly.

# Curve Contoura Back w/o Mounting Hardware - After 5/14/09



# Curve Contoura Back w/o Mounting Hardware - After 5/14/09

Item Number	Note	Part Number	Description	Quantity Per	
				Package	Assembly
1	A	See Chart	#1 Curved Contoura Back Kit	1	1
1	A	See Chart	#1 Mesh Curved Contoura Back Kit (CTBMSH)	1	1
3	B	See Chart	#3 Curve Contoura Back Cushion Assembly	1	1
3	B	See Chart	#3 Mesh Curve Contoura Back Cushion Assembly (CTBMSH)	1	1
6	C	1166151	Kit, Lateral Support, Contoura Back (22" H) (Pair)	1	1
			Screw, Socket, Button (1/4-20 x 3/8")	1	4
			Support, Lateral (22" H)	1	2
6	C	1163130-NLA	NLA - Kit, Lateral Support, Contoura Back (25" H) (Pair)	1	1
7			Screw, Socket, Button (1/4-20 x 3/8")	1	4
8			Support, Lateral (25" H)	1	2
6	C	1163131-NLA	NLA - Kit, Lateral Support, Contoura Back (28" H) (Pair)	1	1
7			Screw, Socket, Button (1/4-20 x 3/8")	1	4
8			Support, Lateral (28" H)	1	2
9		1084410-NLA	NLA - Support, Lumbar - Large	1	1
NOTE: A - Includes Items 2 thru 9. B - Includes Items 4 and 5. Back Cover and Foam are sold as a Back Cushion Assembly only. C - Included Items 7 and 8.					
Item #2 is a non-saleable part. Refer to item #1 Kit when ordering.					

## #1 Curved Contoura Back Kit

Overall Back Height	Material Back Height	16" Wide	18" Wide	20" Wide	22" Wide	24" Wide
22" High	17" High	1165846 See Note(s) A	1165847 See Note(s) A	1165848 See Note(s) A	1165849 See Note(s) A	1165850 See Note(s) A
25" High	20" High	1161480 See Note(s) A	1161482 See Note(s) A	1161484 See Note(s) A	1161486 See Note(s) A	1161488 See Note(s) A
28" High	23" High	1161481 See Note(s) A	1161483 See Note(s) A	1161485 See Note(s) A	1161487 See Note(s) A	1161489 See Note(s) A
NOTE: A - Includes items 2-9 Overall Back Height includes the spacing gap dimension from the bottom of the Back Assembly to the Seat Pan						

## #1 Mesh Curved Contoura Back Kit (CTBMSH)

Overall Back Height	Material Back Height	16" Wide	18" Wide	20" Wide	22" Wide	24" Wide
---------------------	----------------------	----------	----------	----------	----------	----------



# Curve Contoura Back w/o Mounting Hardware - After 5/14/09

## #1 Mesh Curved Contoura Back Kit (CTBMSH)

Overall Back Height	Material Back Height	16" Wide	18" Wide	20" Wide	22" Wide	24" Wide
22" High	17" High	1165837 See Note(s) A	1165842 See Note(s) A	1165843 See Note(s) A	1165844 See Note(s) A	1165845 See Note(s) A
25" High	20" High	1164235 See Note(s) A	1164237 See Note(s) A	1164239 See Note(s) A	1164241 See Note(s) A	1164243 See Note(s) A
28" High	23" High	1164236 See Note(s) A	1164238 See Note(s) A	1164240 See Note(s) A	1164242 See Note(s) A	1164244 See Note(s) A
NOTE: A - Includes items 2-9						
Overall Back Height includes the spacing gap dimension from the bottom of the Back Assembly to the Seat Pan						

# Curve Contoura Back w/o Mounting Hardware - After 5/14/09

## #3 Curve Contoura Back Cushion Assembly

Overall Back Height	Material Back Height	16" Wide	18" Wide	20" Wide	22" Wide	24" Wide
22" High	17" High	1166146 See Note(s) B	1166147 See Note(s) B	1166148 See Note(s) B	1166149 See Note(s) B	1166150 See Note(s) B
25" High	20" High	1163248-NLA See Note(s) B	1163250 See Note(s) B	1163252 See Note(s) B	1163254 See Note(s) B	1163256 See Note(s) B
28" High	23" High	1163249-NLA See Note(s) B	1163251 See Note(s) B	1163253 See Note(s) B	1163255 See Note(s) B	1163257-NLA See Note(s) B

NOTE: B - Includes items 4 and 5. Back Cover and Foam are sold as a Back Cushion Assembly only.

Overall Back Height includes the spacing gap dimension from the bottom of the Back Assembly to the Seat Pan

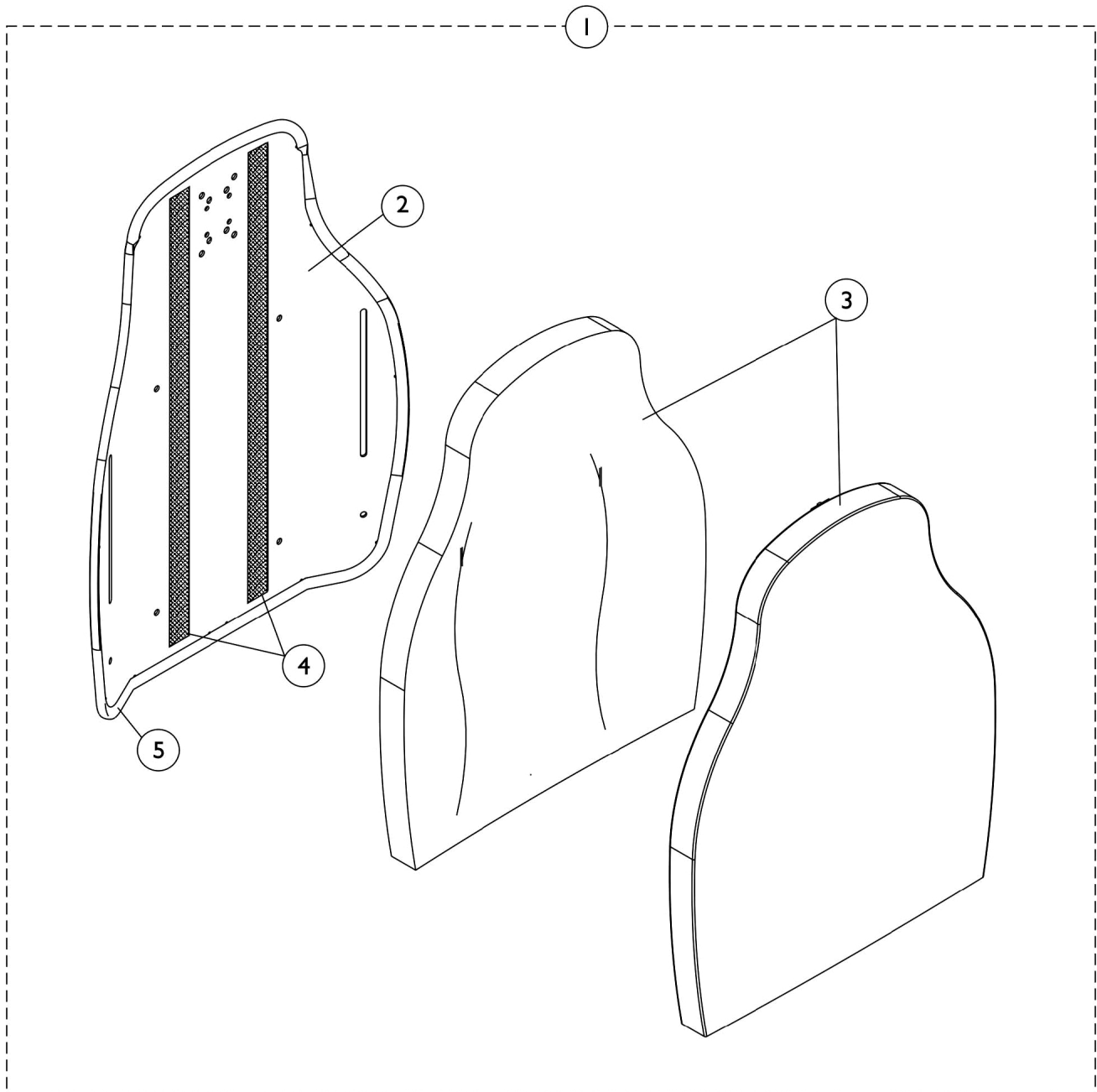
## #3 Mesh Curve Contoura Back Cushion Assembly (CTBMSH)

Overall Back Height	Material Back Height	16" Wide	18" Wide	20" Wide	22" Wide	24" Wide
22" High	17" High	1166146 See Note(s) B	1166147 See Note(s) B	1166148 See Note(s) B	1166149 See Note(s) B	1166150 See Note(s) B
25" High	20" High	1163248-NLA See Note(s) B	1163250 See Note(s) B	1163252 See Note(s) B	1163254 See Note(s) B	1163256 See Note(s) B
28" High	23" High	1163249-NLA See Note(s) B	1163251 See Note(s) B	1163253 See Note(s) B	1163255 See Note(s) B	1163257-NLA See Note(s) B

NOTE: B - Includes items 4 and 5. Back Cover and Foam are sold as a Back Cushion Assembly only.

Overall Back Height includes the spacing gap dimension from the bottom of the Back Assembly to the Seat Pan

## Contoura Back without Mounting Hardware



## Contoura Back without Mounting Hardware

Item Number	Note	Part Number	Description	Quantity Per	
				Package	Assembly
1		See Chart	#1 Back Assembly without Hardware 16", 18", 20", 22", 24" Wide	1	1
2		See Chart	#2 Back Pan with Vinyl Edge Trim 16", 18", 20", 22", 24" Wide	1	1
3		See Chart	#3 Back Cushion Assembly 16", 18", 20", 22", 24" Wide	1	1
4		1125725-NLA	NLA - Hook Fastener w/ Adhesive Back (1" W x 48" L)	1	1
5		1125724-NLA	NLA - Trim, Edge, Cut-To-Length, Vinyl Black (96" L)	1	1

# Contoura Back without Mounting Hardware

## #1 Back Assembly without Hardware 16", 18", 20", 22", 24" Wide

Overall Back Height	Material Back Height	16" Wide	18" Wide	20" Wide	22" Wide	24" Wide
25"	20"	1132828-NLA	1132829-NLA	1132830-NLA	1132831-NLA	1132832-NLA
29"	24"	1132825-NLA	1124733-NLA	1124734-NLA	1132826-NLA	1132827-NLA

## #2 Back Pan with Vinyl Edge Trim 16", 18", 20", 22", 24" Wide

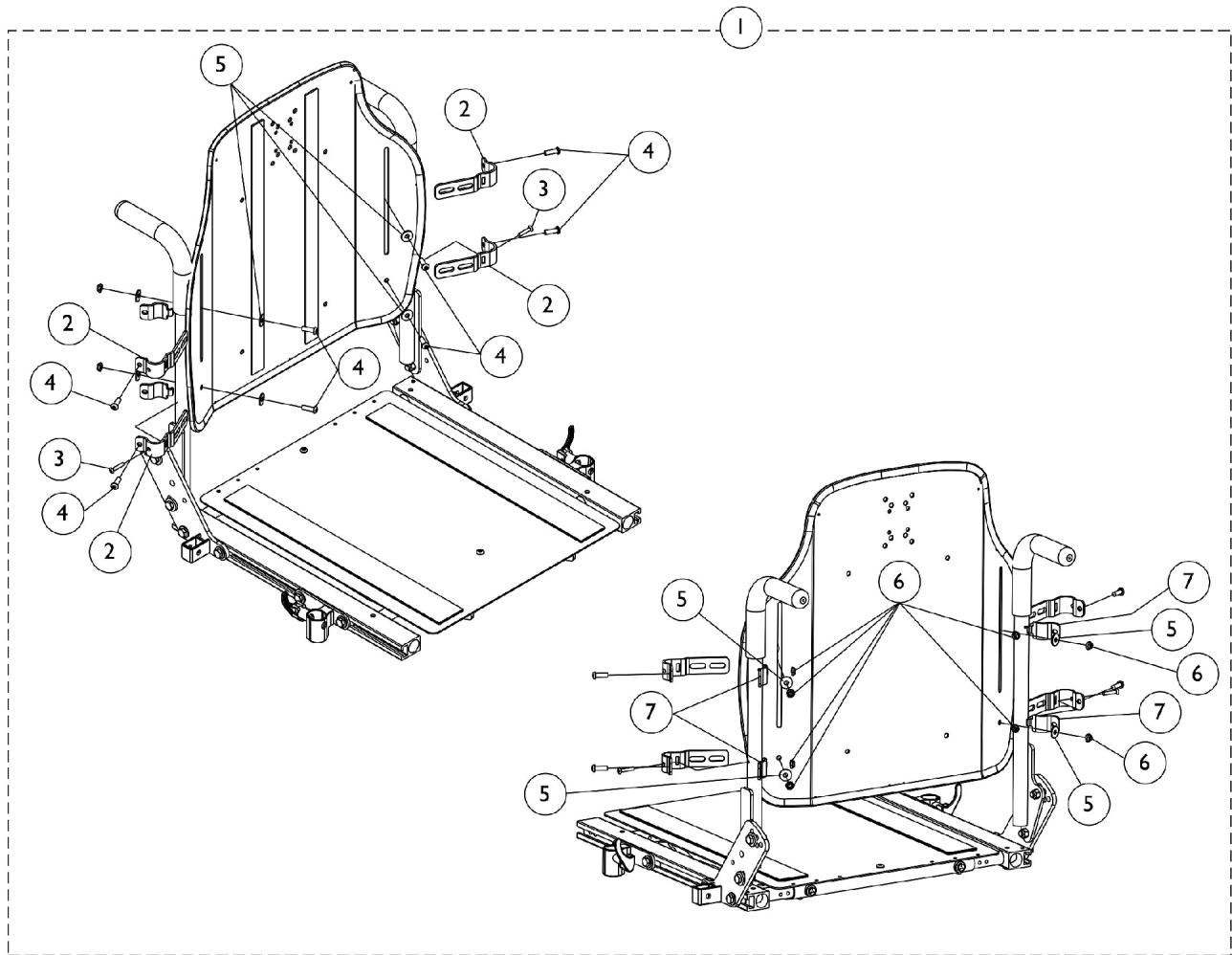
Overall Back Height	Material Back Height	16" Wide	18" Wide	20" Wide	22" Wide	24" Wide
25"	20"	1131405-NLA	1131406-NLA	1131407-NLA	1131408-NLA See Note(s) A	1131409-NLA
29"	24"	1131410-NLA	1122454-NLA	1122453-NLA	1131411-NLA	1131412-NLA
NOTE: A - Item is No Longer Available. Back Assembly, part # 1132831 must be purchased for replacement.						

## #3 Back Cushion Assembly 16", 18", 20", 22", 24" Wide

Overall Back Height	Material Back Height	16" Wide	18" Wide	20" Wide	22" Wide	24" Wide
25"	20"	1132820-NLA	1132821-NLA	1132822-NLA	1132823-NLA	1132824-NLA See Note(s) B
29"	24"	1132817-NLA	1125641-NLA	1125642-NLA	1132818-NLA	1132819-NLA See Note(s) A
NOTE: A - Item is No Longer Available. Back Assembly, part # 1132827 must be purchased for replacement. B - Item is No Longer Available. Back Assembly, part # 1132832 must be purchased for replacement.						

# Contoura Back Mounting Hardware

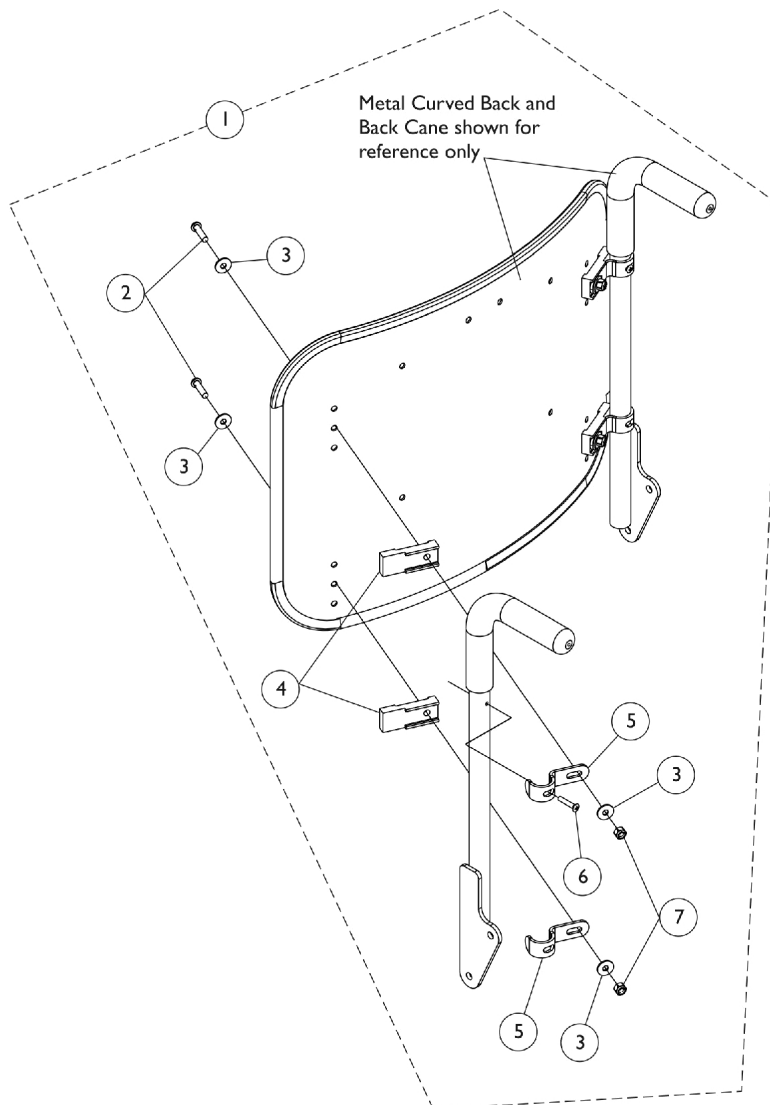
## ADJASBA Only



## Contoura Back Mounting Hardware ADJASBA Only

Item Number	Note	Part Number	Description	Quantity Per	
				Package	Assembly
1	A	1140945	Kit, Contoura Back Mounting Hdwr. - Round Canes	1	1
2			Bracket, Back Mounting, Front, Black	1	4
3			NLA - Screw, Phillips Oval Head (#10-16 x 7/8")	1	2
4			Screw, Socket Button (1/4-20 x 3/4")	1	8
5			Washer (1/4 x 23/32 x 1/16")	1	8
6			Locknut (1/4-20)	1	8
7			Bracket, Back Mounting, Rear, Black	1	4
NOTE: A - Includes items 2-7					

# Metal Curved (16-24" Wide) Back Mounting Hardware

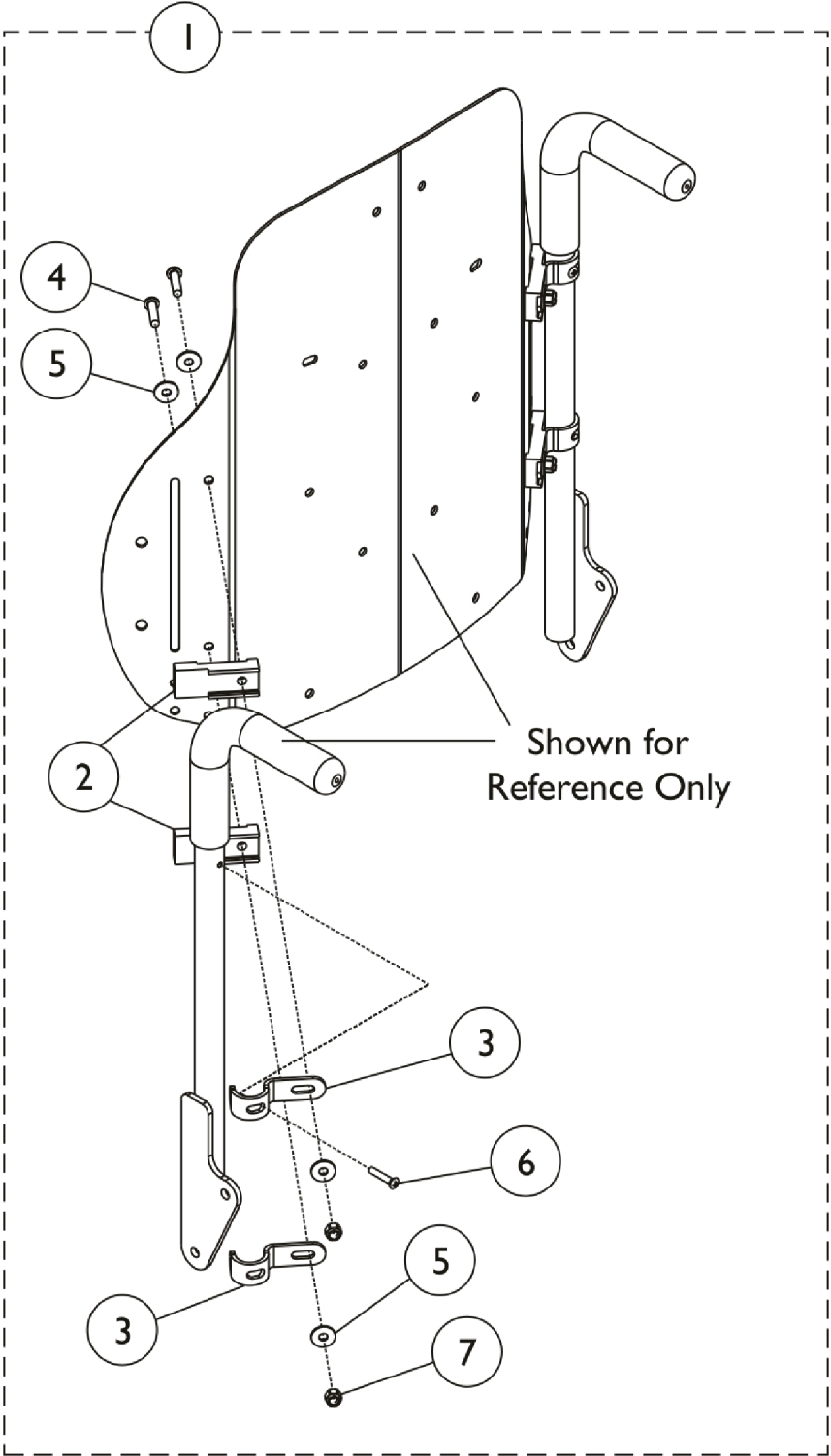


Item Number	Note	Part Number	Description	Quantity Per	
				Package	Assembly
1	A	1157925	Kit, Metal Curved and Curve Contoura Back Mounting Hardware	1	1
2			NLA - Screw, Cap, Button Head, Socket (1/4-20 x 1")	1	4
3			Washer (1/4 x 23/32 x 1/16")	1	8
4			Spacer, Back Pan, Black	1	4
5			Hook, Back Assembly Mounting	1	4
6			NLA - Screw, Phillips Oval Head (#10-16 x 7/8")	1	2
7			Locknut (1/4-20)	1	4

NOTE: A - Includes items 2-7



# Curve Contoura Mounting Back Hardware - After 5/14/09

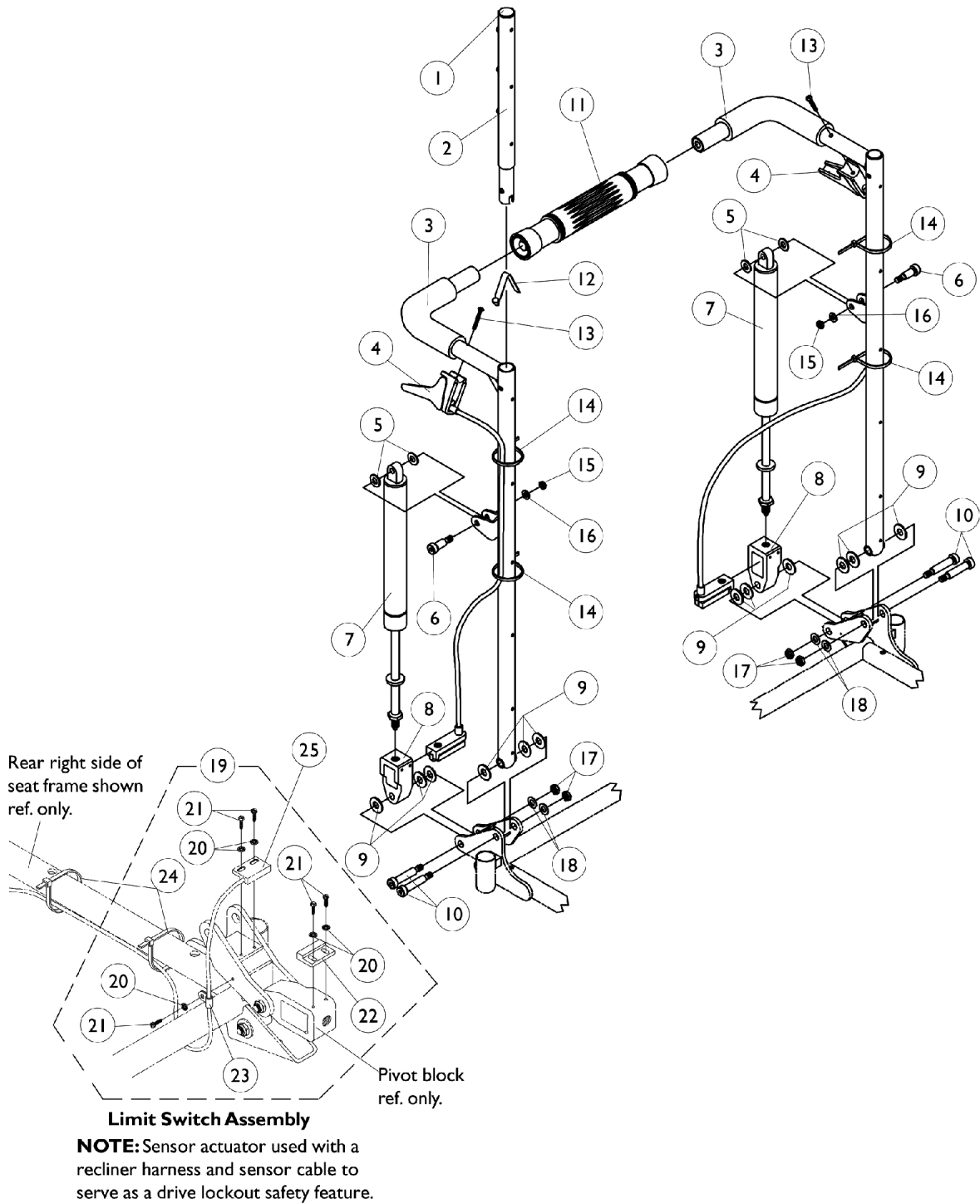


## Curve Contoura Mounting Back Hardware - After 5/14/09

Item Number	Note	Part Number	Description	Quantity Per	
				Package	Assembly
1	A	1157925	Kit, Metal Curved and Curve Contoura Back Mounting Hardware	1	1
2			Spacer, Back Pan, Black	1	4
3			Hook, Back Assembly Mounting	1	4
4			Screw, Socket Button Head (1/4-20 x 1")	1	4
5			Washer (1/4 x 23/32 x 1/16")	1	8
6			NLA - Screw, Phillips Oval Head (#10-16 x 7/8")	1	2
7			Locknut (1/4-20)	1	4
NOTE: A - Includes Items 2 thru 7.					

# Recliner Back Assembly

## For ASBA Seat Frames (Before 7/5/05)



## Recliner Back Assembly

### For ASBA Seat Frames (Before 7/5/05)

Item Number	Note	Part Number	Description	Quantity Per	
				Package	Assembly
1		1027095	Plug Button, Black (7/8")	1	2
2		1052997-NLA	NLA - Headrest Tube Assembly, Black - Right	1	1
2		1052998-NLA	NLA - Headrest Tube Assembly, Black - Left	1	1
3		See Chart	#3 Back Cane with Grip	1	1
4	B	1050214	Cable with Trigger	1	2
4	C	1050215	Cable with Trigger	1	2
4	D	1050216	Cable with Trigger	1	2
5		1026032	Washer, Nylon (11/32 x 11/16 x 1/16")	1	4
6		1050153	Screw, Shoulder Hex Socket Head (5/16 x 7/8", 1/4-20)	1	2
7	E	1050154	Cylinder, Lock, Recline	1	2
7	F	1050306	Cylinder, Lock	1	2
8		1050136	Pivot, Block	1	2
9		1012371	Washer, Nylon (3/8 x 7/8 x 1/16")	1	12
10		1031665	Screw, Shoulder Hex Socket Head (3/8 x 1-1/2", 5/16-18)	1	4
11	G	1050293	Bar, Spreader, Black (14-20" W)	1	1
11	H	1050294	Bar, Spreader, Black (21-24" W)	1	1
12		1024713	Spring, Torsion w/ Button	1	2
13		1091417-NLA	NLA - Screw, Phillips Pan Head (#10-24 x 1-1/4")	1	2
14		1095503-NLA	NLA - Package, Tie Wrap (5-5/8" L)	10	1
15		1025736	Locknut (1/4-20)	1	2
16		1026907	Washer (1/4 x 1/2 x 1/16")	1	2
17		1026158	Locknut (5/16-18)	1	4
18		1025704	Washer, Flat (5/16 x 5/8 x 1/16")	1	4
19	A	1053178-NLA	NLA - Switch Assembly, Limit	1	1
20		1008525-NLA	NLA - Washer, Internal Tooth Lock (#4-40)	1	5
21		1025116-NLA	NLA - Screw, Slotted Hex Washer Head Tap (#4-3/8")	1	5
22		1024001	Sensor, Actuator Switch	1	1
23		1050310-NLA	NLA - Clamp, Cable	1	1
24		1095503-NLA	NLA - Package, Tie Wrap (5-5/8" L)	10	1
25		1092913-NLA	NLA - Cable, Drive Lockout Sensor	1	1
NOTE: A - Includes items 20-24. Sensor cable is not included, see item 25 B - 26" high back canes C - 22-24" high back canes D - 18-20" high back canes E - 250 lb. weight limit F - 251-400 lb. weight limit G - 16-17" wide H - 18-24" wide					

# Recliner Back Assembly

## For ASBA Seat Frames (Before 7/5/05)

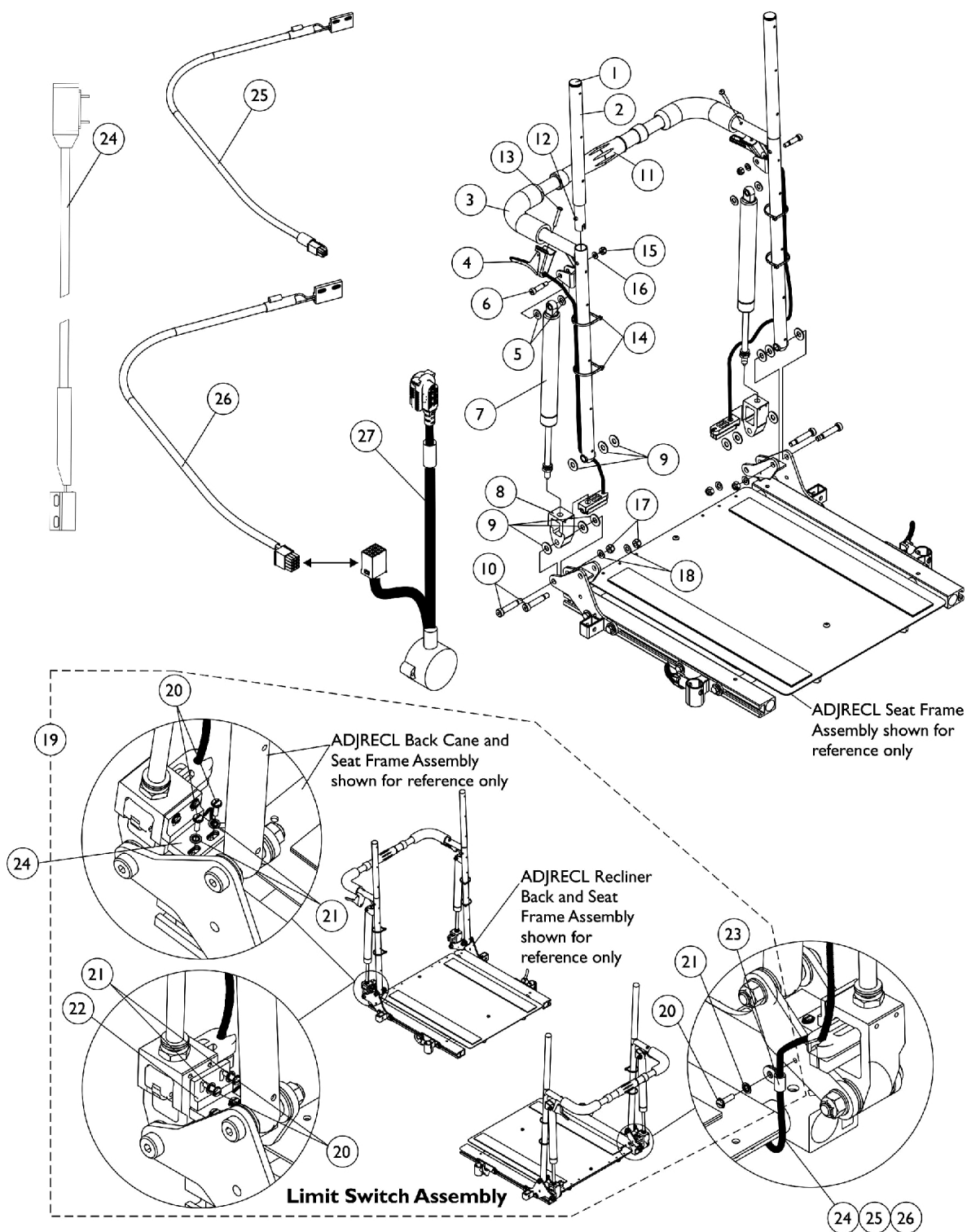
### #3 Back Cane with Grip

Back Height	16"-17" Wide Rt.	16"-17" Wide Lt.	18"-24" Wide Rt.	18"-24" Wide Lt.
18" H	1052079	1052080	1052089	1052090
20" H	1052081	1052082	1052091	1052092
22" H	1052083	1052084	1052093	1052094
24" H	1052085	1052086	1052095	1052096
26" H	1052087	1052088	1052097	1052098

NOTE: When converting a non-recliner to a manual recline, a recline wire harness must be ordered as well. See Battery Charger and Harness page.

# Recliner Back Assembly

For ADJRECL Seat Frames (After 7/4/05)



# Recliner Back Assembly

## For ADJRECL Seat Frames (After 7/4/05)

Item Number	Note	Part Number	Description	Quantity Per	
				Package	Assembly
1		1027095	Plug Button, Black (7/8")	1	2
2		1052997-NLA	NLA - Headrest Tube Assembly, Black - Right	1	1
2		1052998-NLA	NLA - Headrest Tube Assembly, Black - Left	1	1
3		See Chart	#3 Back Cane with Grip	1	1
4	B	1050214	Cable with Trigger	1	2
4	C	1050215	Cable with Trigger	1	2
4	D	1050216	Cable with Trigger	1	2
5		1026032	Washer, Nylon (11/32 x 11/16 x 1/16")	1	4
6		1050153	Screw, Shoulder Hex Socket Head (5/16 x 7/8", 1/4-20)	1	2
7	E	1050154	Cylinder, Lock, Recline	1	2
7	F	1050306	Cylinder, Lock	1	2
8		1050136	Pivot, Block	1	2
9		1012371	Washer, Nylon (3/8 x 7/8 x 1/16")	1	12
10		1031665	Screw, Shoulder Hex Socket Head (3/8 x 1-1/2", 5/16-18)	1	4
11	G	1050293	Bar, Spreader, Black (14-20" W)	1	1
11	H	1050294	Bar, Spreader, Black (21-24" W)	1	1
12		1024713	Spring, Torsion w/ Button	1	2
13		1091417-NLA	NLA - Screw, Phillips Pan Head (#10-24 x 1-1/4")	1	2
14		1095503-NLA	NLA - Package, Tie Wrap (5-5/8" L)	10	1
15		1025736	Locknut (1/4-20)	1	2
16		1026907	Washer (1/4 x 1/2 x 1/16")	1	2
17		1026158	Locknut (5/16-18)	1	4
18		1025704	Washer, Flat (5/16 x 5/8 x 1/16")	1	4
19	A	1134498	Kit, Limit Switch Assembly	1	1
20			NLA - Screw, Slotted Hex Washer Head Tap (#4-3/8")	1	5
21			NLA - Washer, Internal Tooth Lock (#4-40)	1	5
22			Sensor, Actuator Switch	1	1
23			NLA - Clamp, Cable	1	1
24		1092913-NLA	NLA - Cable, Drive Lockout Sensor	1	1
25	I	1146573-NLA	NLA - Cable, Drive Lockout Sensor, MK6i	1	1
26	J	1144926	Cable, Drive Lockout Sensor, MK6i	1	1
27	K	1142231	Cable, GB TT Interface	1	1

# Recliner Back Assembly

## For ADJRECL Seat Frames (After 7/4/05)

NOTE: A - Includes items 20-23. Cable sensor is not included, see item 24, 25 or 26  
B - 26" high back canes  
C - 22-24" high back canes  
D - 18-20" high back canes  
E - 250 lb. weight limit  
F - 251-400 lb. weight limit  
G - 16-17" wide  
H - 18-24" wide  
I - Sensor Cable used for chairs manufactured with MK6i electronics and 4-Pole Motors only.  
J - Sensor Cable used with item 27 GB TT Interface Cable for chairs manufactured with MK6i Electronics and GB TT Motors  
K - Interface Cable used with item 26 Sensor Cable for chairs manufactured with MK6i Electronics and GB TT Motors

### #3 Back Cane with Grip

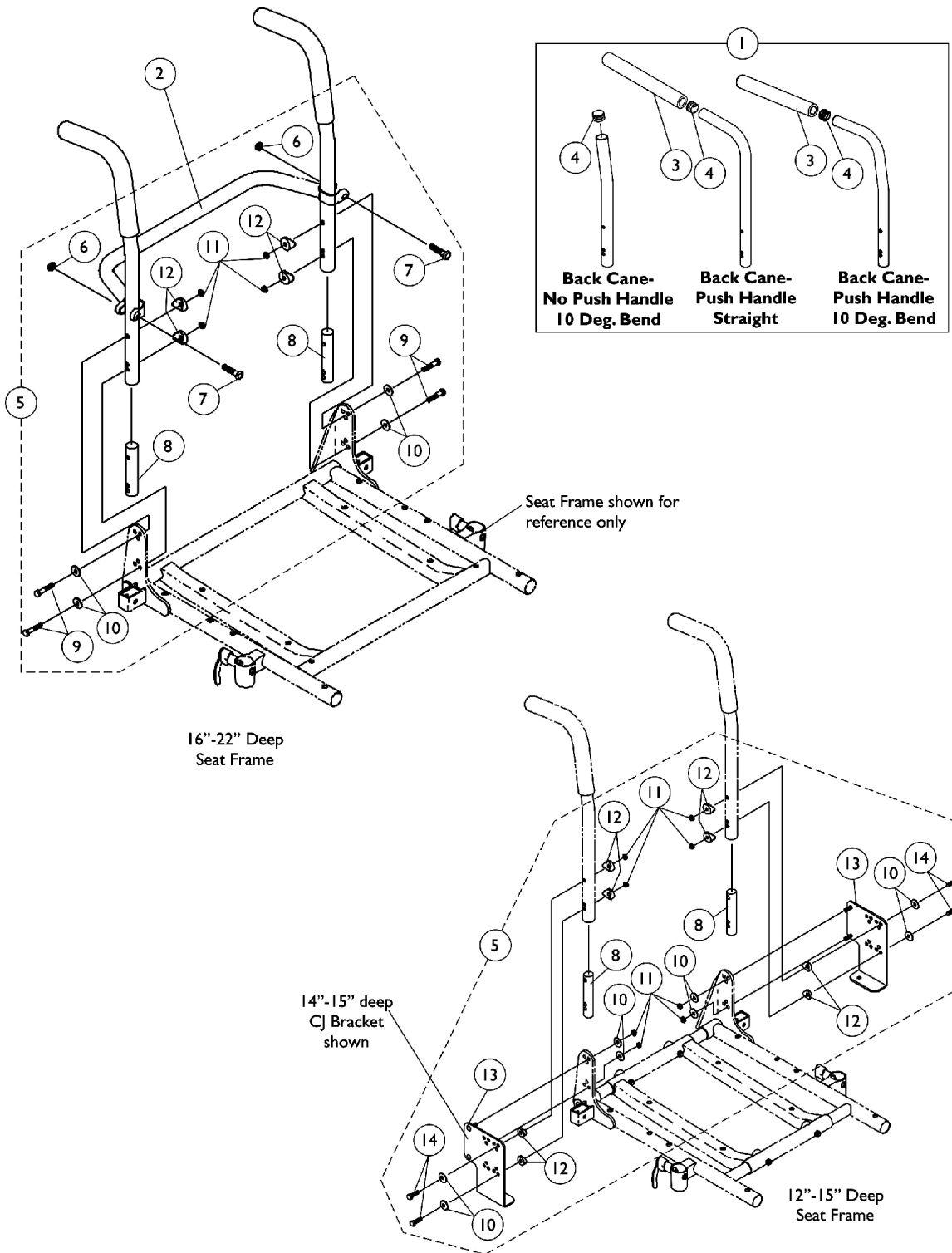
Back Height	16"-17" Wide Rt.	16"-17" Wide Lt.	18"-24" Wide Rt.	18"-24" Wide Lt.
18" H	1052079	1052080	1052089	1052090
20" H	1052081	1052082	1052091	1052092
22" H	1052083	1052084	1052093	1052094
24" H	1052085	1052086	1052095	1052096
26" H	1052087	1052088	1052097	1052098



# Back Cane, Spreader Bars and Attaching Hardware

## For ASBA Seats (12"-24" Wide) (Before 7/5/05)

**NOTE:** Chairs manufactured with a seat width, seat depth or back height of 20" and greater including all heavy duty packages will be equipped with a spreader bar standard.



# Back Canes, Spreader Bars and Attaching Hardware

## For ASBA Seats (12"-24" Wide) (Before 7/5/05)

**NOTE:** Chairs manufactured with a seat width, seat depth or back height of 20" and greater including all heavy duty packages will be equipped with a spreader bar standard.

Item Number	Note	Part Number	Description	Quantity Per	
				Package	Assembly
1		See Chart	#1 Back Cane Assemblies	1	2
2		See Chart	#2 Spreader Bar	1	1
3		1135506	Package, Foam Hand Grip (9" L)	10	1
4		1134426	Package, Plug Button, Black (3/4")	10	1
5	A,E	1070499-NLA	NLA - Kit, Back Cane Attaching Hardware, For CJ Bracket 12-13" Deep Seat	2	1
8			Insert, Non-Threaded Back Cane (For Back Heights 20" and Lower)	1	2
10			Washer (1/4 x 23/32 x 1/16")	1	8
11			Locknut (1/4-20)	1	8
12			Spacer, Coved (1/4 x 11/16 x 1/2")	1	8
13			NLA - Bracket, Back Mounting, Black - Right	1	1
13			NLA - Bracket, Back Mounting, Black - Left	1	1
14			Screw, Hex Head (1/4-20 x 1-5/8")	1	4
5	A,E	1070500-NLA	Kit, Back Cane Attaching Hardware, For CJ Bracket 14-15" Deep Seat	2	1
8			Insert, Non-Threaded Back Cane (For Back Heights 20" and Lower)	1	2
10			Washer (1/4 x 23/32 x 1/16")	1	8
11			Locknut (1/4-20)	1	8
12			Spacer, Coved (1/4 x 11/16 x 1/2")	1	8
13			NLA - Bracket, Back Mounting, Black - Right	1	1
13			NLA - Bracket, Back Mounting, Black - Left	1	1
14			Screw, Hex Head (1/4-20 x 1-5/8")	1	4
5	B,C	1070457-NLA	NLA - Kit, Back Cane Attaching Hardware	2	1
6			Locknut (5/16-24)	1	2
7			Screw w/ Lug (5/16-24 x 1-3/8")	1	2
8			Insert, Non-Threaded Back Cane (For Back Heights 20" and Lower)	1	2
9			Screw, Hex Head (1/4-20 x 1-5/8")	1	4
10			Washer (1/4 x 23/32 x 1/16")	1	4
11			Locknut (1/4-20)	1	4
12			Spacer, Coved (1/4 x 11/16 x 1/2")	1	4
5	B,D	1070458-NLA	NLA - Kit, Back Cane Attaching Hardware	2	1
6			Locknut (5/16-24)	1	2
7			Screw w/ Lug (5/16-24 x 1-3/8")	1	2
8			NLA - Insert, Non-Threaded Back Cane (For Back Heights 21" and Higher)	1	2
9			Screw, Hex Head (1/4-20 x 1-5/8")	1	4
10			Washer (1/4 x 23/32 x 1/16")	1	4
11			Locknut (1/4-20)	1	4
12			Spacer, Coved (1/4 x 11/16 x 1/2")	1	4

## **Back Canes, Spreader Bars and Attaching Hardware For ASBA Seats (12"-24" Wide) (Before 7/5/05)**

**NOTE: Chairs manufactured with a seat width, seat depth or back height of 20" and greater including all heavy duty packages will be equipped with a spreader bar standard.**

NOTE: A - Includes items 8 and 10-14  
B - Includes items 6-12  
C - Used for 12"-20" high back canes  
D - Used for 21"-24" high back canes  
E - Prior to 7/9/04 new back cane attaching hardware must be ordered for 12"-15" deep seats that use CJ brackets. The threaded insert was replaced with a non-threaded insert for 12"-20" high back canes.

## Back Canes, Spreader Bars and Attaching Hardware For ASBA Seats (12"-24" Wide) (Before 7/5/05)

**NOTE:** Chairs manufactured with a seat width, seat depth or back height of 20" and greater including all heavy duty packages will be equipped with a spreader bar standard.

### #1 Back Cane Assemblies

Back Height	Back Cane- No Push Handle 10 Deg. Bend	Back Cane- Push Handle Straight	Back Cane- Push Handle 10 Deg. Bend
12"	1045241-NLA	1045253-NLA	1049955-NLA
13"	1045242-NLA	1045254-NLA	1049956-NLA
14"	1045243-NLA	1045255-NLA	1049957-NLA
15"	1045244-NLA	1045256-NLA	1049958-NLA
16"	1048992-NLA	1048558	1045575
17"	1048993-NLA	1048559	1045576
18"	1048994-NLA	1048560	1045577
19"	1048995-NLA	1048561	1045578
20"	1048996-NLA	1048562	1045579-NLA
21"	N/A	N/A	1052227-NLA
22"	N/A	N/A	1052230
23"	N/A	N/A	1054521-NLA
24"	N/A	N/A	1054524-NLA

NOTE: Back Cane Assemblies include Foam Grips and Plug Buttons where shown

## Back Canes, Spreader Bars and Attaching Hardware

### For ASBA Seats (12"-24" Wide) (Before 7/5/05)

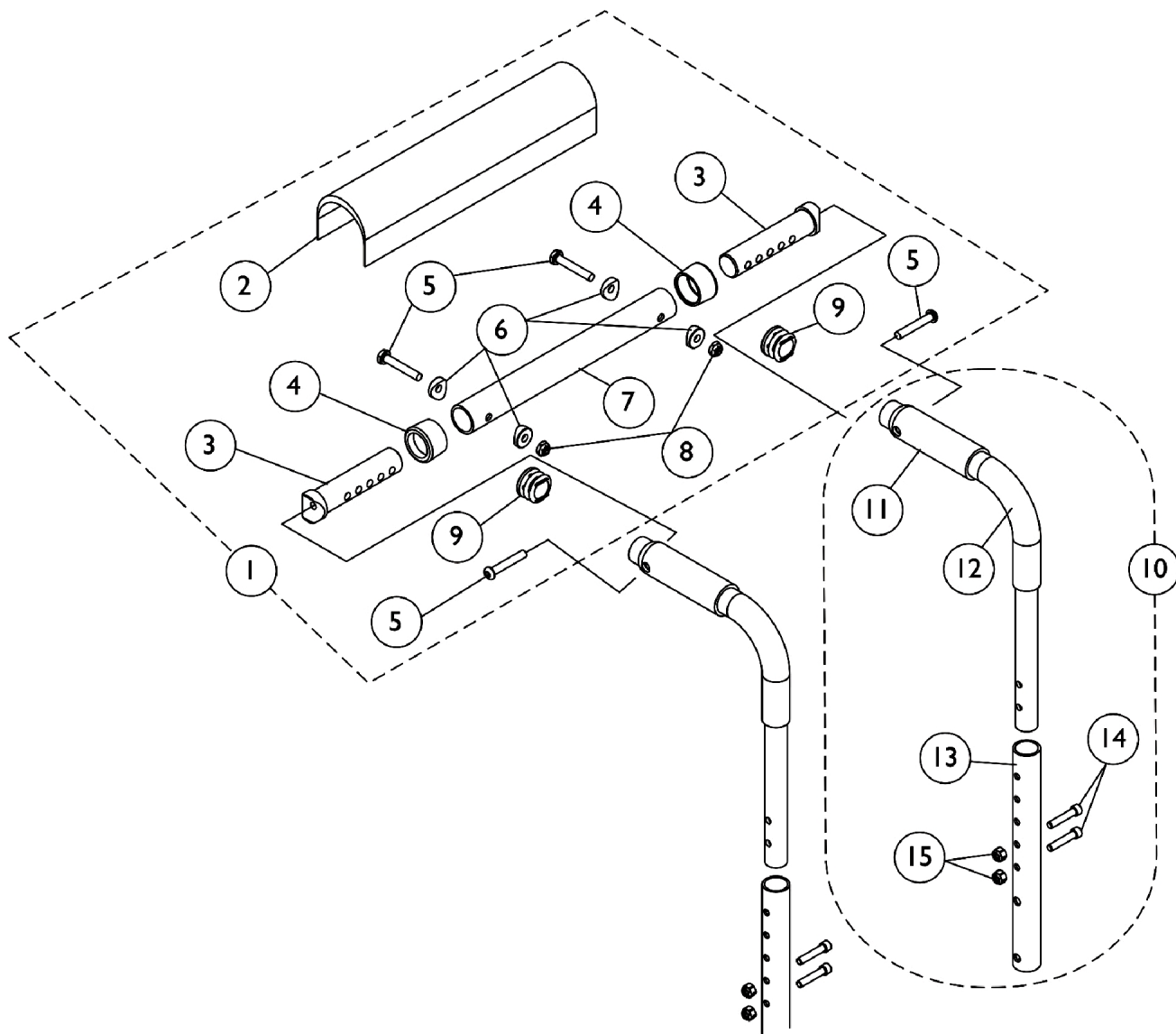
**NOTE:** Chairs manufactured with a seat width, seat depth or back height of 20" and greater including all heavy duty packages will be equipped with a spreader bar standard.

#### #2 Spreader Bar

Chair Width	Part Number
14"	1043871-NLA
15"	1043872-NLA
16"	1043873
17"	1043874
18"	1043875
19"	1043876
20"	1043877
21"	1043878-NLA
22"	1043879-NLA
23"	1043880-NLA
24"	1043881-NLA

# Back Canes and Spreader Bars

For ADJASBA Seat (12"-16" Wide) (After 7/4/05)



## Back Canes and Spreader Bars

### For ADJASBA Seat (12"-16" Wide) (After 7/4/05)

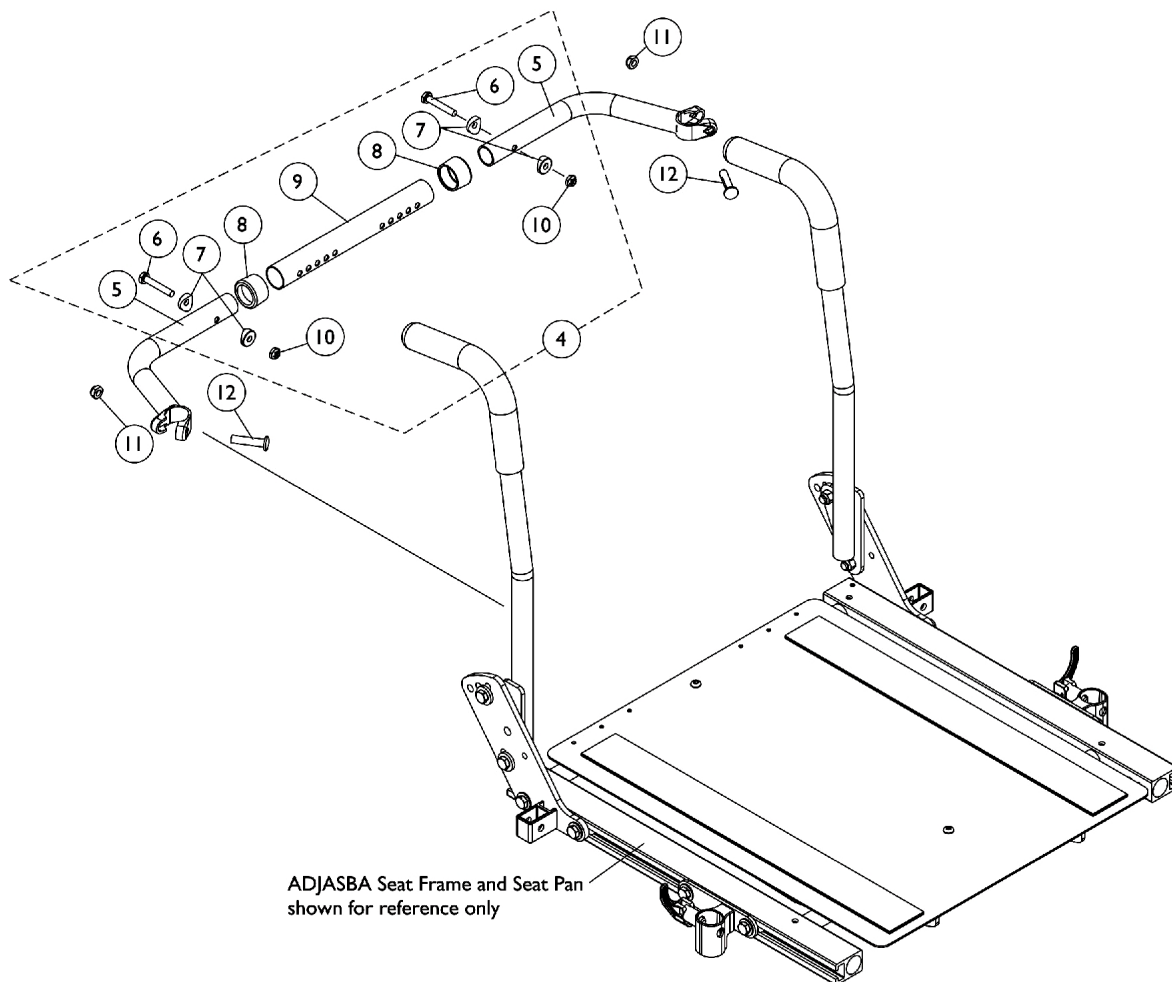
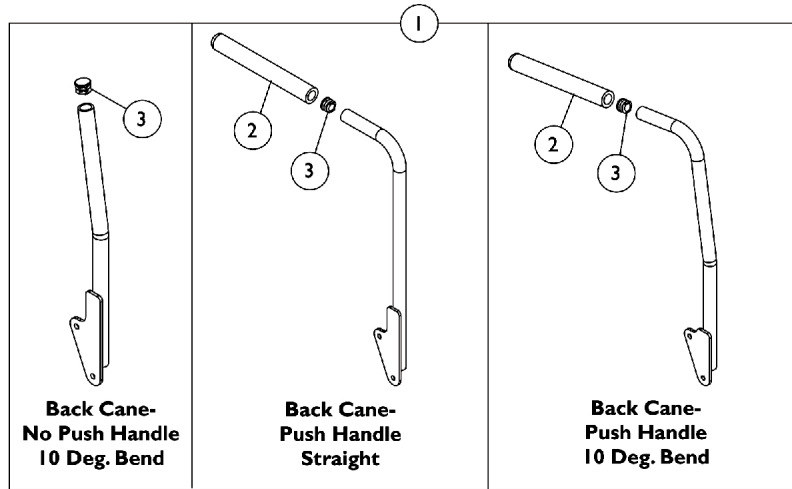
Item Number	Note	Part Number	Description	Quantity Per	
				Package	Assembly
1	A	1126147	Kit, Spreader Bar Assembly (12"-16" Wide)	1	1
2			Cover, Spreader Bar (16-20" W)	1	1
3			NLA - Insert, Spreader Bar Connector, Black	1	2
4			Anti-Rattle (1")	1	2
5			Screw, Socket Button Head (1/4-20 x 1-1/2")	1	4
6			Spacer, Coved (1/4 x 11/16 x 1/2")	1	4
7			NLA - Tube, Spreader Bar, Black	1	1
8			Locknut (1/4-20)	1	2
9			Plug Button, Black (1")	1	2
10	B	1127154-NLA	NLA - Kit, Back Cane Assembly with Hardware (12"-15" Back Height)	1	1
11			Grip, Hand, Foam (4")	1	1
12			Handle, Push, Black	1	1
13			Cane, Back, Lower, Black - Right/Left (12-15" H)	1	1
14			Screw, Socket Head (1/4-20 x 1-1/4")	1	2
15	B	1127155-NLA	Locknut (1/4-20)	1	2
10			NLA - Kit, Back Cane Assembly with Hardware (16"-19" Back Height)	1	1
11			Grip, Hand, Foam (4")	1	1
12			Handle, Push, Black	1	1
13			Cane, Back, Lower, Black - Right/Left (16-19" H)	1	1
14	B	1127156	Screw, Socket Head (1/4-20 x 1-1/4")	1	2
15			Locknut (1/4-20)	1	2
10			Kit, Back Cane Assembly with Hardware (20"-22" Back Height)	1	1
11			Grip, Hand, Foam (4")	1	1
12			Handle, Push, Black	1	1
13	B	1135505	Cane, Back, Lower, Black - Right/Left (20-22" H)	1	1
14			Screw, Socket Head (1/4-20 x 1-1/4")	1	2
15			Locknut (1/4-20)	1	2
11			Package, Foam Hand Grip (4" L)	10	1

NOTE: A - Includes items 2-9  
B - Includes items 11-15

# Back Canes and Spreader Bars

## For ADJASBA Seat (16"-24" Wide) (After 7/4/05)

Contoura, Curve Contoura, Metal Curved Backs for ADJASBA Seating do not utilize a Spreader Bar Assembly.





# Back Canes and Spreader Bars

## For ADJASBA Seat (16"-24" Wide) (After 7/4/05)

Contoura, Curve Contoura, Metal Curved Backs for ADJASBA Seating do not utilize a Spreader Bar Assembly.

Item Number	Note	Part Number	Description	Quantity Per	
				Package	Assembly
1	A	See Chart	#1 Back Cane Assemblies	1	1
2		1135506	Package, Foam Hand Grip (9" L)	10	1
3		1134426	Package, Plug Button, Black (3/4")	10	1
4		1125709	Kit, Spreader Bar Assembly (16"-20" Wide)	1	1
5			NLA - Handle, Spreader Bar, Black	1	2
6			Screw, Hex Head (1/4-20 x 1-1/2")	1	2
7			Spacer, Coved (1/4 x 11/16 x 1/2")	1	4
8			Anti-Rattle (1")	1	2
9			Tube, Spreader Bar, Adjustable, Black (16 - 20" W)	1	1
10	A		Locknut (1/4-20)	1	2
4		1125710	Kit, Spreader Bar Assembly 20"-24" Wide	1	1
5			NLA - Handle, Spreader Bar, Black	1	2
6			Screw, Hex Head (1/4-20 x 1-1/2")	1	2
7			Spacer, Coved (1/4 x 11/16 x 1/2")	1	4
8			Anti-Rattle (1")	1	2
9			Tube, Spreader Bar, Adjustable, Black (20 - 24" W)	1	1
10			Locknut (1/4-20)	1	2
11		1025730	Locknut (5/16-24)	1	2
12		1031026	Screw w/ Lug (5/16-24 x 1-3/8")	1	2

NOTE: A - Includes items 5-10

### #1 Back Cane Assemblies

Back Height	Back Cane-No Push Handle 10 Deg. Bend Right	Back Cane-No Push Handle 10 Deg. Bend Left	Back Cane-Push Handle Straight Right	Back Cane-Push Handle Straight Left	Back Cane-Push Handle 10 Deg. Bend Right	Back Cane-Push Handle 10 Deg. Bend Left
12"	1134058	1134059	1133785	1133786	1133814-NLA	1133815-NLA
13"	1134060	1134061	1133787	1133788	1133816-NLA	1133817-NLA
14"	1134062	1134063	1133789	1133790	1133818-NLA	1133819-NLA
15"	1134064	1134065	1133791	1133792	1133820-NLA	1133821-NLA
16"	1134066	1134067	1133793	1133794	1133822	1133823
17"	1134068	1134069	1133795	1133796	1133824	1133825
18"	1134070	1134071	1143334 See Note(s) D	1143335 See Note(s) D	1133826	1133827
19"	1134072	1134073	1133799	1133800	1133828	1133829
20"	1134074	1134075	1133801 See Note(s) E, C	1133802 See Note(s) E, C	1133830	1133831
21"	1134076	1134077	1136011 See Note(s) B	1136012 See Note(s) B	1133832	1133833

# Back Canes and Spreader Bars

## For ADJASBA Seat (16"-24" Wide) (After 7/4/05)

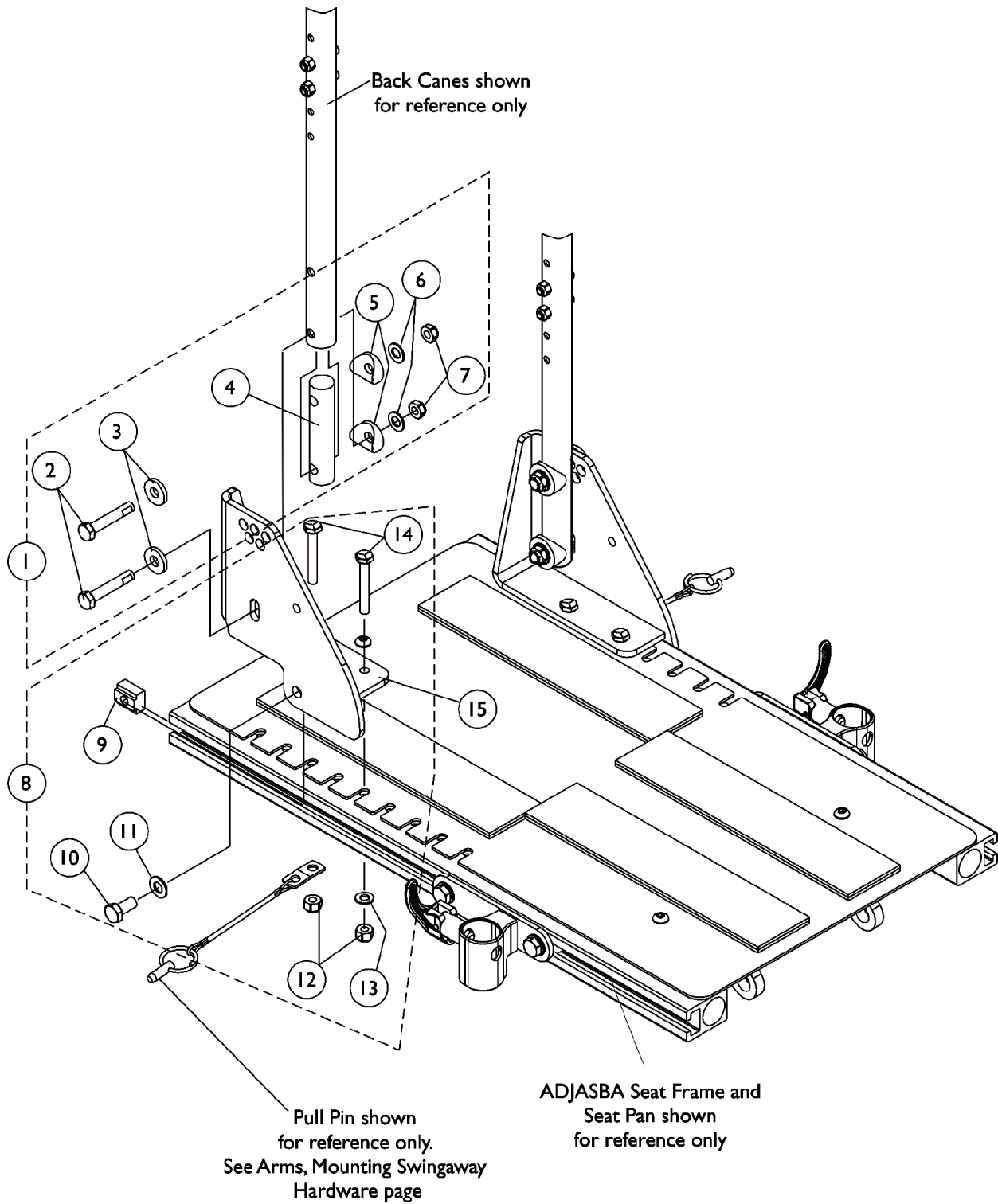
**Contoura, Curve Contoura, Metal Curved Backs for ADJASBA Seating do not utilize a Spreader Bar Assembly.**

### #1 Back Cane Assemblies

Back Height	Back Cane- No Push Handle 10 Deg. Bend Right	Back Cane- No Push Handle 10 Deg. Bend Left	Back Cane- Push Handle Straight Right	Back Cane- Push Handle Straight Left	Back Cane- Push Handle 10 Deg. Bend Right	Back Cane- Push Handle 10 Deg. Bend Left
22"	1134078	1134079	1136013 See Note(s) B	1136014 See Note(s) B	1133834	1133835
23"	1134080	1134081	1136015 See Note(s) B	1136016 See Note(s) B	1133837	1133838
24"	1134082	1134083	1136017 See Note(s) B	1136018 See Note(s) B	1133839	1133840
25"	N/A	N/A	1160328 See Note(s) B	1160329 See Note(s) B	N/A	N/A
26"	N/A	N/A	1160330 See Note(s) B	1160331 See Note(s) B	N/A	N/A
NOTE: B - 21"-26" High Straight Back Canes with Push Handles are only offered On-Chair when the Back Upholstery is omitted C - All 20"-26" high Metal Curved Backs ordered On-Chair will use the 20" high straight cane w/ push handle. D - Wheelchairs manufactured before 5/15/09 with a Contoura Back 25" or 29" high and wheelchairs manufactured after 5/14/09 with a Curve Contoura Back 22" high will use the 18" high Straight Back Cane w/ Push Handle. E - Wheelchairs manufactured after 5/14/09 with a Curve Contoura Back 25" or 28" high will use the 20" high Straight Cane w/ Push Handle. NOTE: Back Cane Assemblies include Foam Grips and Plug Buttons where shown						

# Back Cane Attaching Hardware

## For ADJASBA Seat (12"-16" Wide) (After 7/4/05)



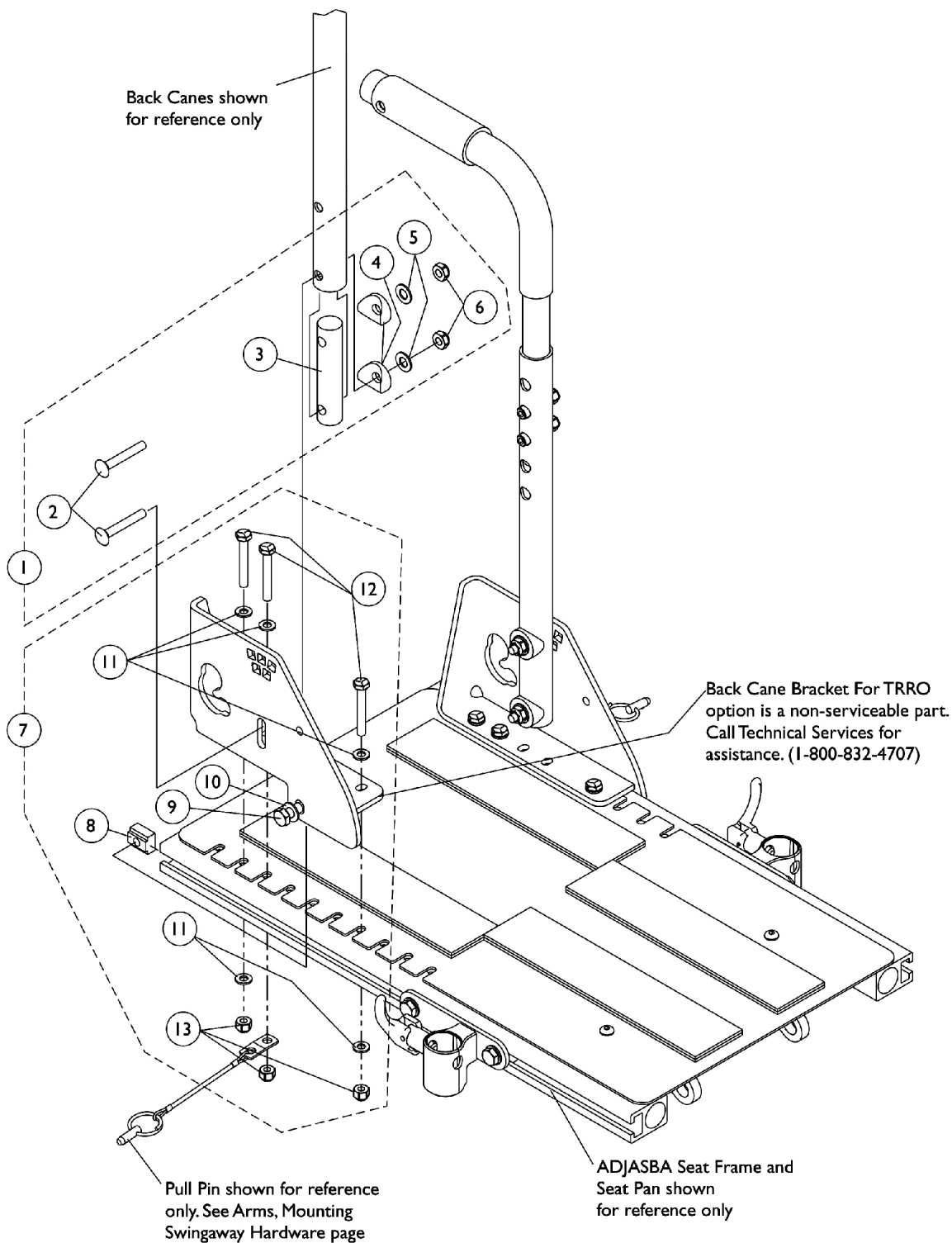
## Back Cane Attaching Hardware

### For ADJASBA Seat (12"-16" Wide) (After 7/4/05)

Item Number	Note	Part Number	Description	Quantity Per	
				Package	Assembly
1	A	1126146-NLA	Kit, Back Cane Attaching Hardware	2	1
2			NLA - Screw, Hex Head w/ Patch (5/16-18 x 1-3/4")	1	4
3			Washer, Flat (21/64 x 53/64 x 7/64")	1	4
4			NLA - Insert, Back Cane	1	2
5			Spacer, Coved (3/4 x 1 x 1/2")	1	4
6			Washer, Flat (5/16 x 5/8 x 1/16")	1	4
7			Locknut (5/16-18)	1	4
8	B	1135499-NLA	NLA - Kit, Back Cane Bracket Mounting Hardware	2	1
9			T-Nut (5/16-18)	1	2
10			Screw, Hex Head w/ Patch (5/16-18 x 5/8")	1	2
11			Washer, Flat (5/16 x 5/8 x 1/16")	1	2
12			Locknut (1/4-20)	1	4
13			Washer (1/4 x 1/2 x 1/16")	1	2
14			NLA - Screw, Hex Head (1/4-20 x 1-3/4")	1	4
15		1133597-NLA	NLA - Bracket, Back Cane Mounting, Black - Right	1	1
15		1133598-NLA	NLA - Bracket, Back Cane Mounting, Black - Left	1	1
NOTE: A - Includes items 2-7 B - Includes items 9-14					

# Back Cane Attaching Hardware

## For ADJASBA Seats (12"-16" W x 12"-15" D) TRRO Option



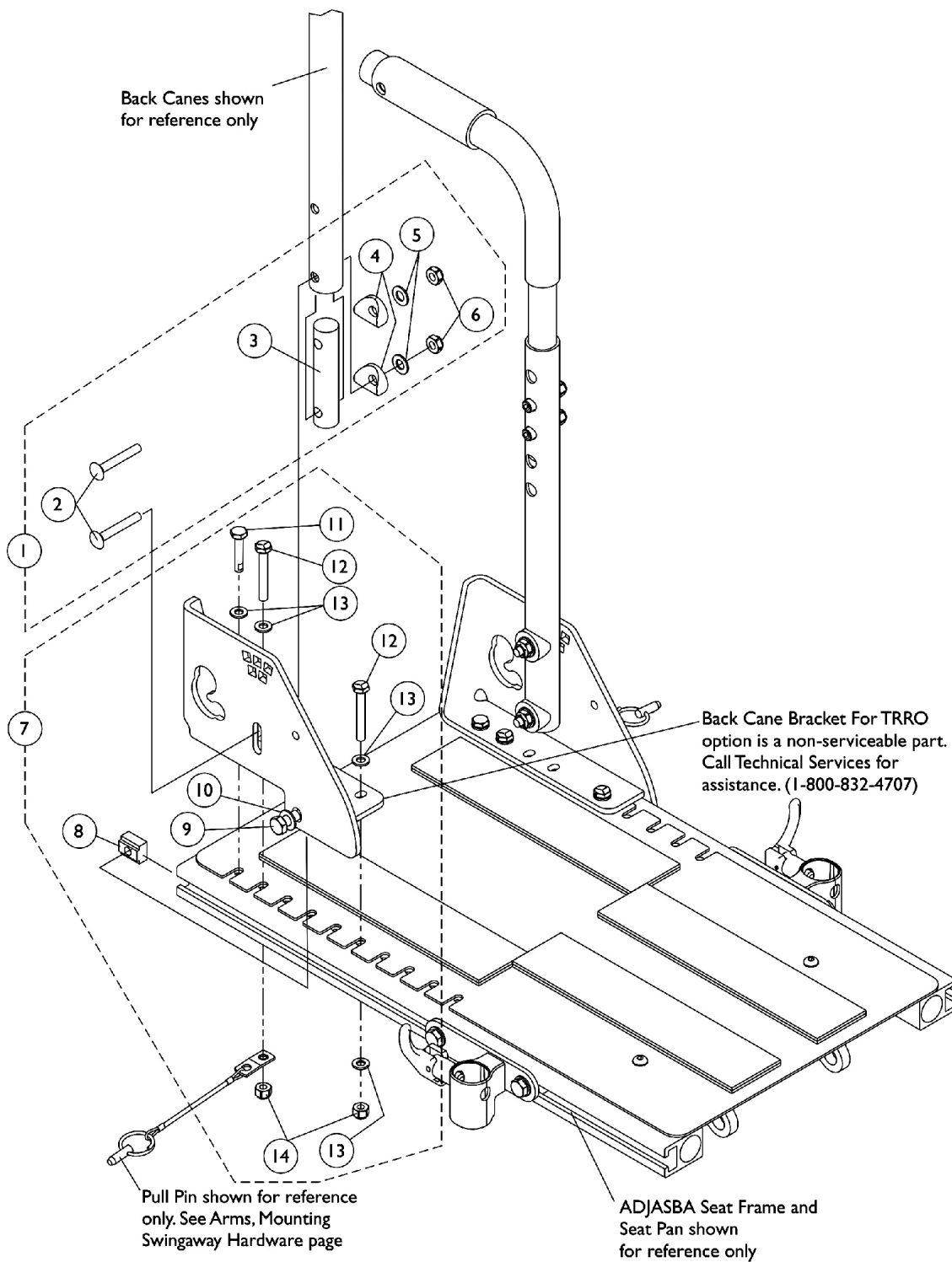
## Back Cane Attaching Hardware

### For ADJASBA Seats (12"-16" W x 12"-15" D) TRRO Option

Item Number	Note	Part Number	Description	Quantity Per	
				Package	Assembly
1	A	1139553	Kit, Back Cane Attaching Hardware For TRRO Option	2	1
2			Bolt, Round Head Square Neck (5/16-18 x 1-3/4")	1	4
3			NLA - Insert, Back Cane	1	2
4			Spacer, Coved (3/4 x 1 x 1/2")	1	4
5			Washer, Flat (5/16 x 5/8 x 1/16")	1	4
6			Locknut (5/16-18)	1	4
7	B	1136026-NLA	NLA - Kit, Back Cane Bracket Mounting Hardware For TRRO Option (12"-15" Deep)	2	1
8			T-Nut (5/16-18)	1	2
9			Screw, Hex Head w/ Patch (5/16-18 x 5/8")	1	2
10			Washer, Flat (5/16 x 5/8 x 1/16")	1	2
11			Washer (1/4 x 1/2 x 1/16")	1	10
12			NLA - Screw, Hex Head (1/4-20 x 1-3/4")	1	6
13			Locknut (1/4-20)	1	6
NOTE: A - Includes items 2-6 B - Includes items 8-13					

# Back Cane Attaching Hardware

## For ADJASBA Seats (12"-16" W x 16"-18" D) TRRO Option



## Back Cane Attaching Hardware

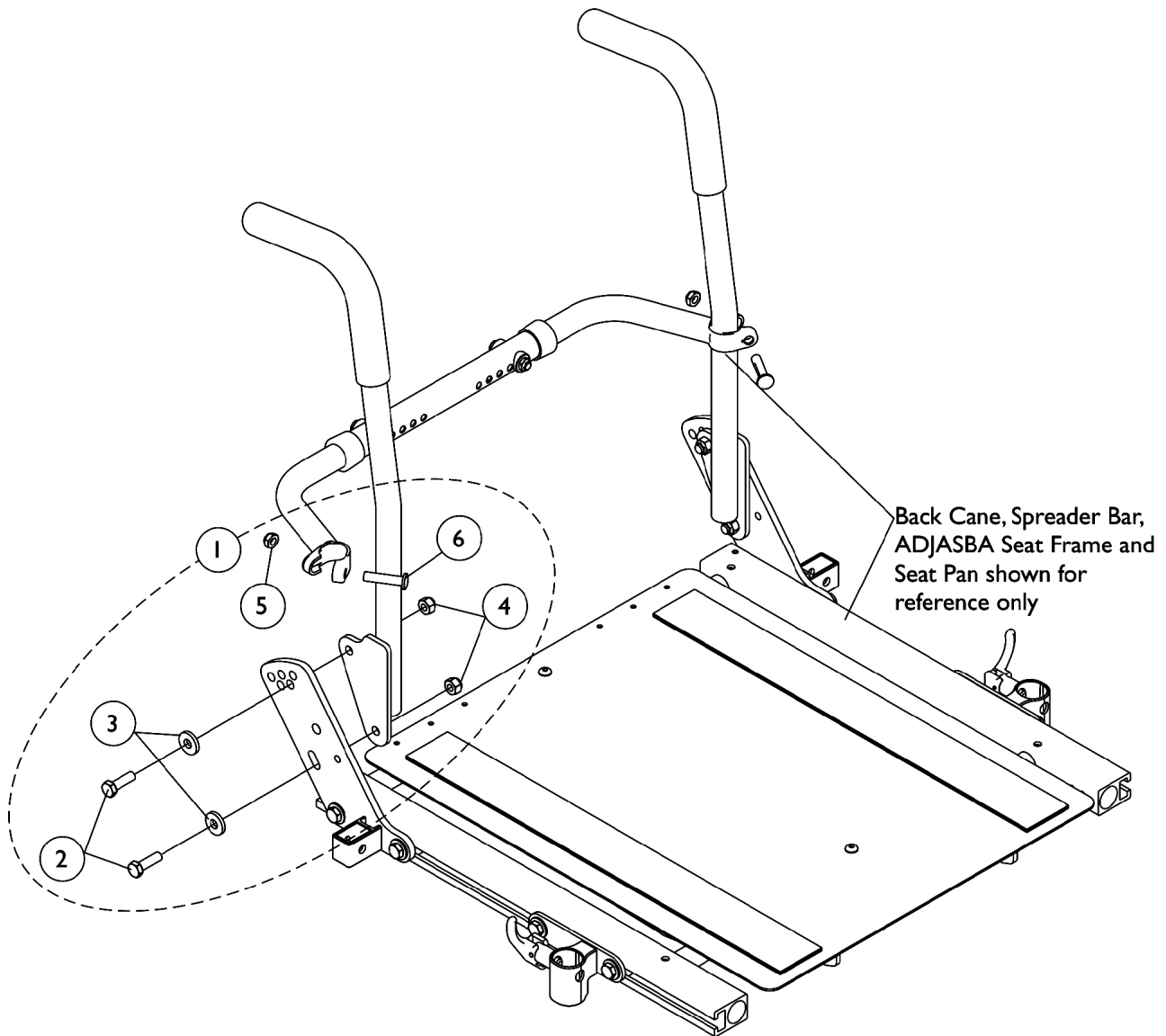
### For ADJASBA Seats (12"-16" W x 16"-18" D) TRRO Option

Item Number	Note	Part Number	Description	Quantity Per	
				Package	Assembly
1	A	1139553	Kit, Back Cane Attaching Hardware For TRRO Option	2	1
2			Bolt, Round Head Square Neck (5/16-18 x 1-3/4")	1	4
3			NLA - Insert, Back Cane	1	2
4			Spacer, Coved (3/4 x 1 x 1/2")	1	4
5			Washer, Flat (5/16 x 5/8 x 1/16")	1	4
6			Locknut (5/16-18)	1	4
7	B	1136027-NLA	NLA - Kit, Back Cane Bracket Mounting Hardware For TRRO Option (16"-18" Deep)	2	1
8			T-Nut (5/16-18)	1	2
9			Screw, Hex Head w/ Patch (5/16-18 x 5/8")	1	2
10			Washer, Flat (5/16 x 5/8 x 1/16")	1	2
11			NLA - Screw, Hex Head w/ Patch (1/4-20 x 1-1/4")	1	2
12			NLA - Screw, Hex Head (1/4-20 x 1-3/4")	1	4
13			Washer (1/4 x 1/2 x 1/16")	1	8
14			Locknut (1/4-20)	1	4
NOTE: A - Includes items 2-6 B - Includes items 8-14					



# Back Cane Attaching Hardware

For ADJASBA Seat (16"-24" Wide) (After 7/4/05)



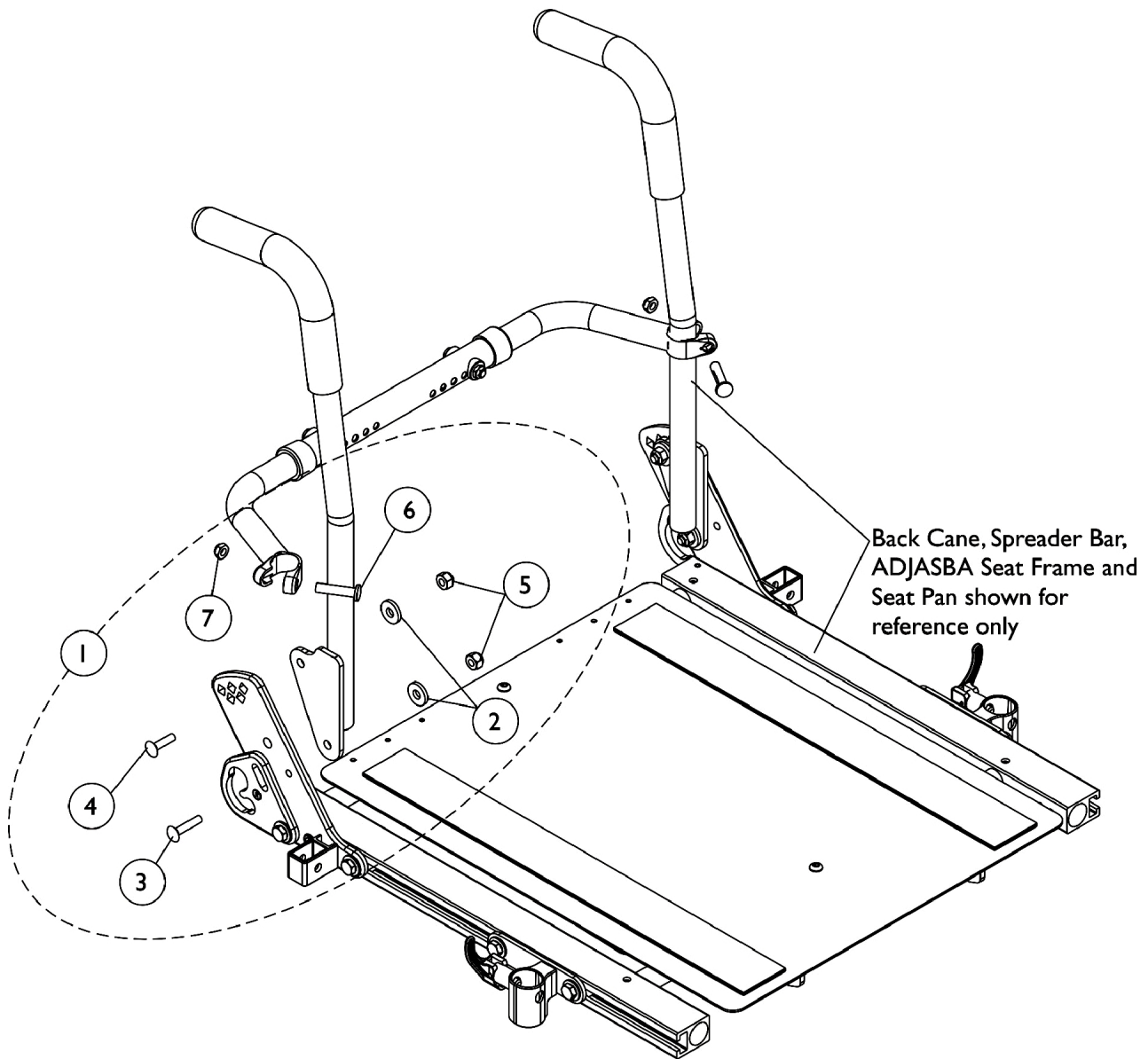
## Back Cane Attaching Hardware

### For ADJASBA Seat (16"-24" Wide) (After 7/4/05)

Item Number	Note	Part Number	Description	Quantity Per	
				Package	Assembly
1	A	1133755	Kit, Back Cane Mounting Hardware (Pair)	2	1
2			Screw, Hex Head (5/16-18 x 1")	1	4
3			Washer, Flat (21/64 x 53/64 x 7/64")	1	4
4			Locknut (5/16-18)	1	4
5			Locknut (5/16-24)	1	2
6			Screw w/ Lug (5/16-24 x 1-3/8")	1	2
NOTE: A - Includes items 2-6					

# Back Cane Attaching Hardware

For ADJASBA Seats (16"-24" Wide) with TRRO Option



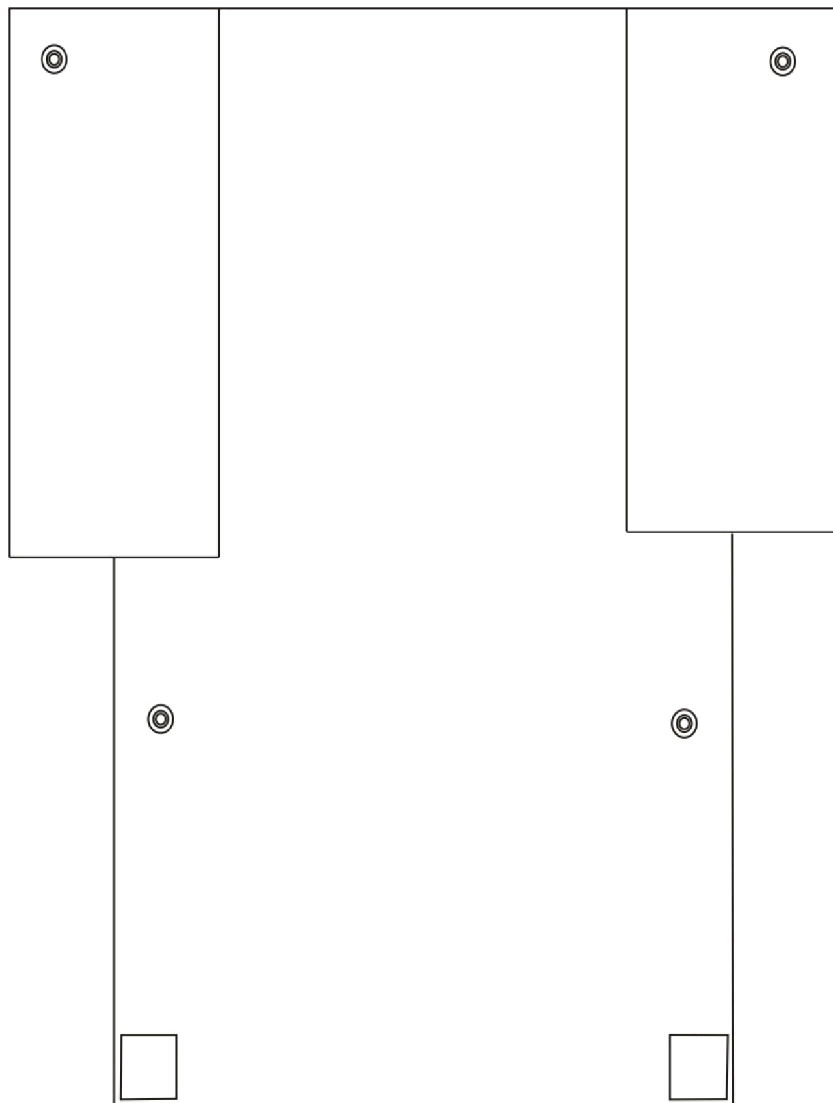
## Back Cane Attaching Hardware

### For ADJASBA Seats (16"-24" Wide) with TRRO Option

Item Number	Note	Part Number	Description	Quantity Per	
				Package	Assembly
1		1137234-NLA	NLA - Kit, Back Cane Mounting Hardware For TRRO Option (Pair)	2	1
2			Washer, Flat (21/64 x 53/64 x 7/64")	1	4
3			Bolt, Round Head Square Neck (5/16-18 x 1-1/4")	1	2
4			Bolt, Round Head Square Neck (5/16-18 x 1")	1	2
5			Locknut (5/16-18)	1	4
6			Screw w/ Lug (5/16-24 x 1-3/8")	1	2
7			Locknut (5/16-24)	1	2

# Back Upholstery - Nylon

## Non-Recliner



# Back Upholstery - Nylon

## Non-Recliner

### Single Liners

Width	12"-13" High	14"-15" High	16"-17" High	18"-19" High	20" High	21"-22" High	23"-24" High
12" W	1045221-NLA	1045222-NLA	1045257-NLA	1045258-NLA	N/A	N/A	N/A
13" W	1045223-NLA	1045224-NLA	1045259-NLA	1045260-NLA	N/A	N/A	N/A
14" W	1049939-NLA	1049942	1045173	1045205	1068945	1045157	1054527-NLA
15" W	1049940-NLA	1049943-NLA	1045174	1045206	1068946	1045158	1054528-NLA
16" W	1049941-NLA	1049944	1045175	1045207	1068947	1045159	1054529
17" W	N/A	1049945	1045176	1045208	1068948	1045160	1054530
18" W	N/A	1049946	1045177	1045209	1068949	1045161	1054531

### Dual Liners

Width	16"-17" High	18" - 19" High	20" High	21" - 22" High	23" - 24" High
14" W	1045178	1045210	1068950	1045162	1054532
15" W	1045179	1045211	1068951	1045163	1054533
16" W	1045180	1045212	1068952	1045164	1054534
17" W	1045181	1045213	1068953	1045165	1054535
18" W	1045182	1045214	1068954	1045166	1054536
19" W	1045183	1045215	1068955	1045167	1054537
20" W	1045184	1045216	1068956	1045168	1054538
21" W	1045185	1045217	1068957	1045169	1054539
22" W	1045186	1045218	1068958	1045170	1054540
23" W	1045187-NLA	1045219-NLA	1068959-NLA	1045171-NLA	1054541-NLA
24" W	1045188-NLA	1045220-NLA	1068960-NLA	1045172-NLA	1054542-NLA

NOTE: Dual liner back upholstery is used with chairs that have a seat deeper than 17" or back wider than 18".

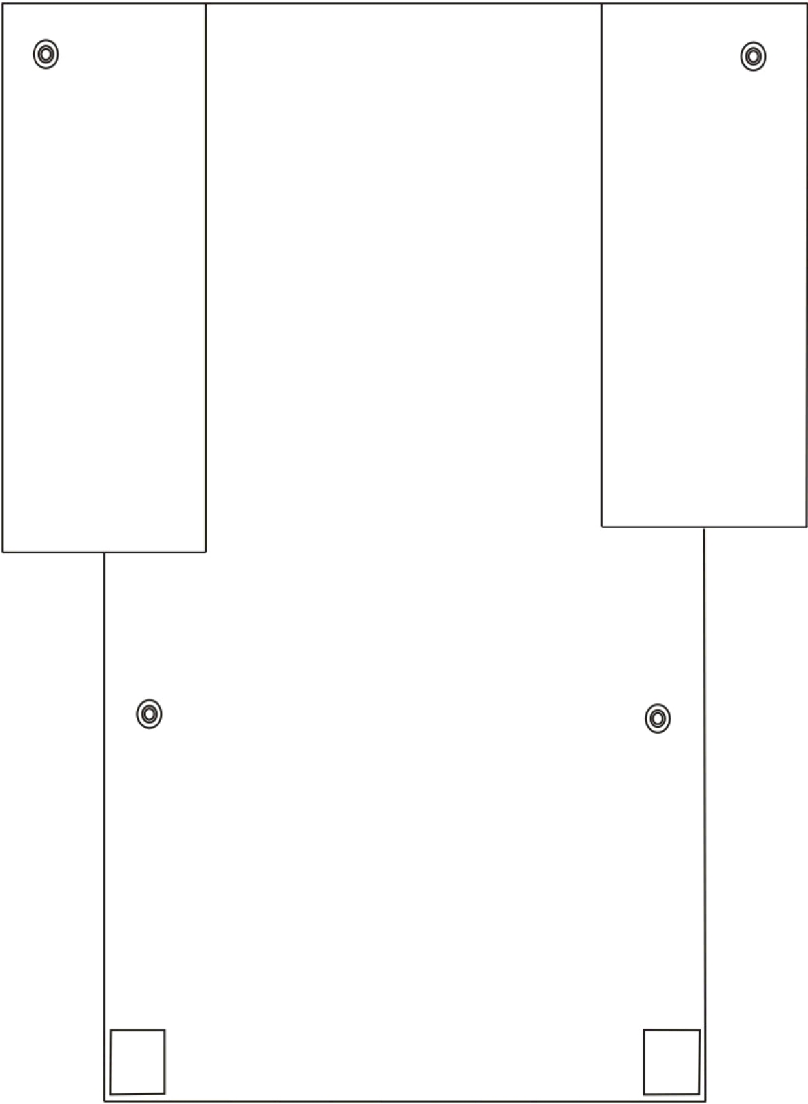
## Back Upholstery - Nylon Non-Recliner

Back Upholstery Hardware	1026298
Consists of:	
2 each	Screw with Washer (10 x 7/8")
2 each	Cable Ties

# Back Upholstery - Vinyl

## Non-Recliner

Use Nylon Upholstery as a replacement for Vinyl selections that are No Longer Available.





# Back Upholstery - Vinyl

## Non-Recliner

Use Nylon Upholstery as a replacement for Vinyl selections that are No Longer Available.

### Single Liners

Width	12"-13" High	14"-15" High	16"-17" High	18"-19" High	20" High	21"-22" High	23"-24" High
12" W	8881045225-NLA	8881045226-NLA	8881045261-NLA	8881045262-NLA	N/A	N/A	N/A
13" W	8881045227-NLA	8881045228-NLA	8881045263-NLA	8881045264-NLA	N/A	N/A	N/A
14" W	8881049947-NLA	8881049950-NLA	8881045076-NLA	8881045060-NLA	8881068961	8881045125-NLA	8881054543-NLA
15" W	8881049948-NLA	8881049951	8881045077-NLA	8881045061-NLA	8881068962	8881045126-NLA	8881054544-NLA
16" W	8881049949-NLA	8881049952-NLA	8881045078-NLA	8881045062-NLA	8881068963-NLA	8881045127-NLA	8881054545-NLA
17" W	N/A	8881049953-NLA	8881045079-NLA	8881045063-NLA	8881068964-NLA	8881045128-NLA	8881054546-NLA
18" W	N/A	8881049954-NLA	8881045080-NLA	8881045064-NLA	8881068965-NLA	8881045129-NLA	8881054547-NLA

NOTE: Specify upholstery color. See page titled Frame Finishes, Touch-Up Paints and Upholstery Options page.

### Dual Liners

Width	16"-17" High	18"-19" High	20" High	21"-22" High	23"-24" High
14" W	8881045081-NLA	8881045065-NLA	8881068966-NLA	8881045130-NLA	8881054548-NLA
15" W	8881045082-NLA	8881045066-NLA	8881068967-NLA	8881045131-NLA	8881054549-NLA
16" W	8881045083-NLA	8881045067-NLA	8881068968-NLA	8881045132-NLA	8881054550-NLA
17" W	8881045084-NLA	8881045068-NLA	8881068969-NLA	8881045133-NLA	8881054551-NLA
18" W	8881045085-NLA	8881045069-NLA	8881068970-NLA	8881045134-NLA	8881054552-NLA
19" W	8881045086-NLA	8881045070-NLA	8881068971	8881045135-NLA	8881054553-NLA
20" W	8881045087-NLA	8881045071-NLA	8881068972-NLA	8881045136-NLA	8881054554-NLA
21" W	8881045088-NLA	8881045072-NLA	8881068973-NLA	8881045137-NLA	8881054555-NLA
22" W	8881045089-NLA	8881045073-NLA	8881068974-NLA	8881045138-NLA	8881054556-NLA
23" W	8881045090-NLA	8881045074-NLA	8881068975-NLA	8881045139-NLA	8881054557-NLA
24" W	8881045091-NLA	8881045075-NLA	8881068976-NLA	8881045140-NLA	8881054558-NLA

NOTE: Dual liner back upholstery is used with chairs that have a seat deeper than 17" or back wider than 18".

NOTE: Specify upholstery color. See page titled Frame Finishes, Touch-Up Paints and Upholstery Options page.


## Back Upholstery - Vinyl Non-Recliner

Use Nylon Upholstery as a replacement for Vinyl selections that are No Longer Available.

### Hardware

Back Upholstery Hardware	1026298
Consists of:	
2 each	Screw with Washer (10 x 7/8")
2 each	Cable Ties

## Back Upholstery - Nylon Recliner



**Single Liners**

Width	18" High	20" High	22" High	24" High	26" High
16" W	1050314	1050319	1050324	1050329	1050334
17" W	1050315	1050320	1050325	1050330	1050335-NLA
18" W	1050316	1050321	1050326	1050331	1050336

## Back Upholstery - Nylon Recliner

### Dual Liners

Width	18" High	20" High	22" High	24" High	26" High
16" W	1050339	1050350	1050361	1050372	1050383
17" W	1050340	1050351	1050362	1050373	1050384
18" W	1050341	1050352	1050363	1050374	1050385
19" W	1050342	1050353	1050364	1050375	1050386
20" W	1050343	1050354	1050365	1050376	1050387
21" W	1050344	1050355	1050366	1050377	1050388
22" W	1050345	1050356	1050367	1050378	1050389
23" W	1050346-NLA	1050357-NLA	1050368-NLA	1050379-NLA	1050390-NLA
24" W	1050347-NLA	1050358-NLA	1050369-NLA	1050380-NLA	1050391-NLA

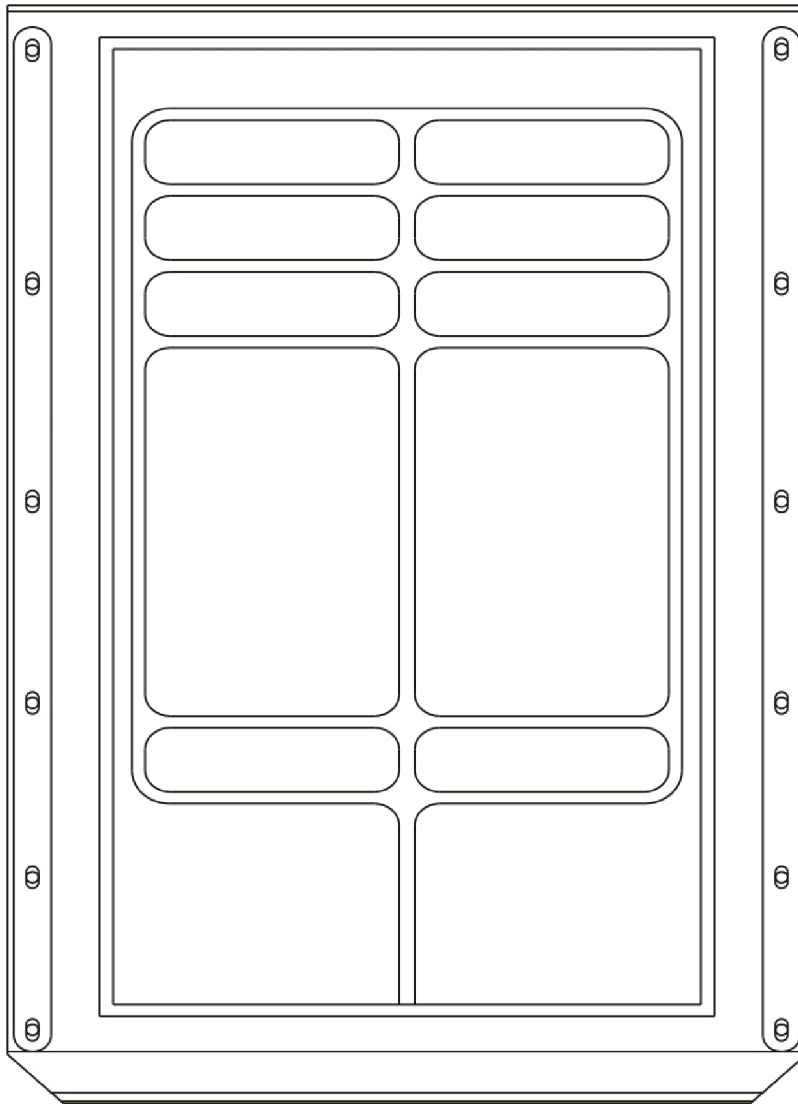
NOTE: Dual liner back upholstery is used with chairs that have a seat deeper than 17" or back wider than 18".

### Hardware

Back Upholstery Hardware	1027059
Consists of:	
10 each	Screw with Washer (10 x 7/8")

## Back Upholstery - Vinyl Recliner

**Use Nylon Upholstery as a replacement for Vinyl selections that are No Longer Available.**



**Single Liners**

Width	18" High	20" High	22" High	24" High	26" High
16" W	8881050563-NLA	8881050568-NLA	8881050573-NLA	8881050578-NLA	8881050583-NLA
17" W	8881050564-NLA	8881050569-NLA	8881050574-NLA	8881050579-NLA	8881050584-NLA
18" W	8881050565-NLA	8881050570-NLA	8881050575-NLA	8881050580-NLA	8881050585-NLA

NOTE: Specify upholstery color. See page titled Frame Finishes, Touch-Up Paints and Upholstery Options page.

## Back Upholstery - Vinyl Recliner

**Use Nylon Upholstery as a replacement for Vinyl selections that are No Longer Available.**

### Dual Liners

Width	18" High	20" High	22" High	24" High	26" High
16" W	8881050588-NLA	8881050599-NLA	8881050610-NLA	8881050621-NLA	8881050632-NLA
17" W	8881050589-NLA	8881050600-NLA	8881050611-NLA	8881050622-NLA	8881050633-NLA
18" W	8881050590-NLA	8881050601-NLA	8881050612-NLA	8881050623-NLA	8881050634-NLA
19" W	8881050591-NLA	8881050602-NLA	8881050613-NLA	8881050624-NLA	8881050635-NLA
20" W	8881050592-NLA	8881050603-NLA	8881050614-NLA	8881050625-NLA	8881050636-NLA
21" W	8881050593-NLA	8881050604-NLA	8881050615-NLA	8881050626-NLA	8881050637-NLA
22" W	8881050594-NLA	8881050605-NLA	8881050616-NLA	8881050627-NLA	8881050638-NLA
23" W	8881050595-NLA	8881050606-NLA	8881050617-NLA	8881050628-NLA	8881050639-NLA
24" W	8881050596-NLA	8881050607-NLA	8881050618-NLA	8881050629-NLA	8881050640-NLA

NOTE: Dual liner back upholstery is used with chairs that have a seat deeper than 17" or back wider than 18".

NOTE: Specify upholstery color. See page titled Frame Finishes, Touch-Up Paints and Upholstery Options page.

Back Upholstery Hardware	1027059
Consists of:	
10 each	Screw with Washer (10 x 7/8")

# Headrest Upholstery and Pillows

## Recliner

### Nylon Headrest

Chair Width	Part Number
16" W	1054628-NLA
17" W	1055281-NLA
18" W	1054629-NLA
19" W	1055282-NLA
20" W	1055283-NLA
21" W	1055284-NLA
22" W	1055285-NLA
23" W	1055286-NLA
24" W	1055287-NLA

### Vinyl Headrest

Chair Width	Part Number
16" W	8881054631
17" W	8881055289
18" W	8881054632-NLA
19" W	8881055290-NLA
20" W	8881055291-NLA
21" W	8881055292
22" W	8881055293
23" W	8881055294
24" W	8881055295

NOTE: Specify upholstery color when ordering. See page titled Frame Finishes, Touch-Up Paints and Upholstery Options

## Headrest Upholstery and Pillows Recliner

Back Upholstery Hardware	1030441
Consists of:	
6 each	Screw with Washer (10 x 7/8")

### Headrest Pillows - Nylon

Chair Width	16"-18" W	19"-22" W	23"-24" W
Part Number	1054896	1054598	1055274-NLA

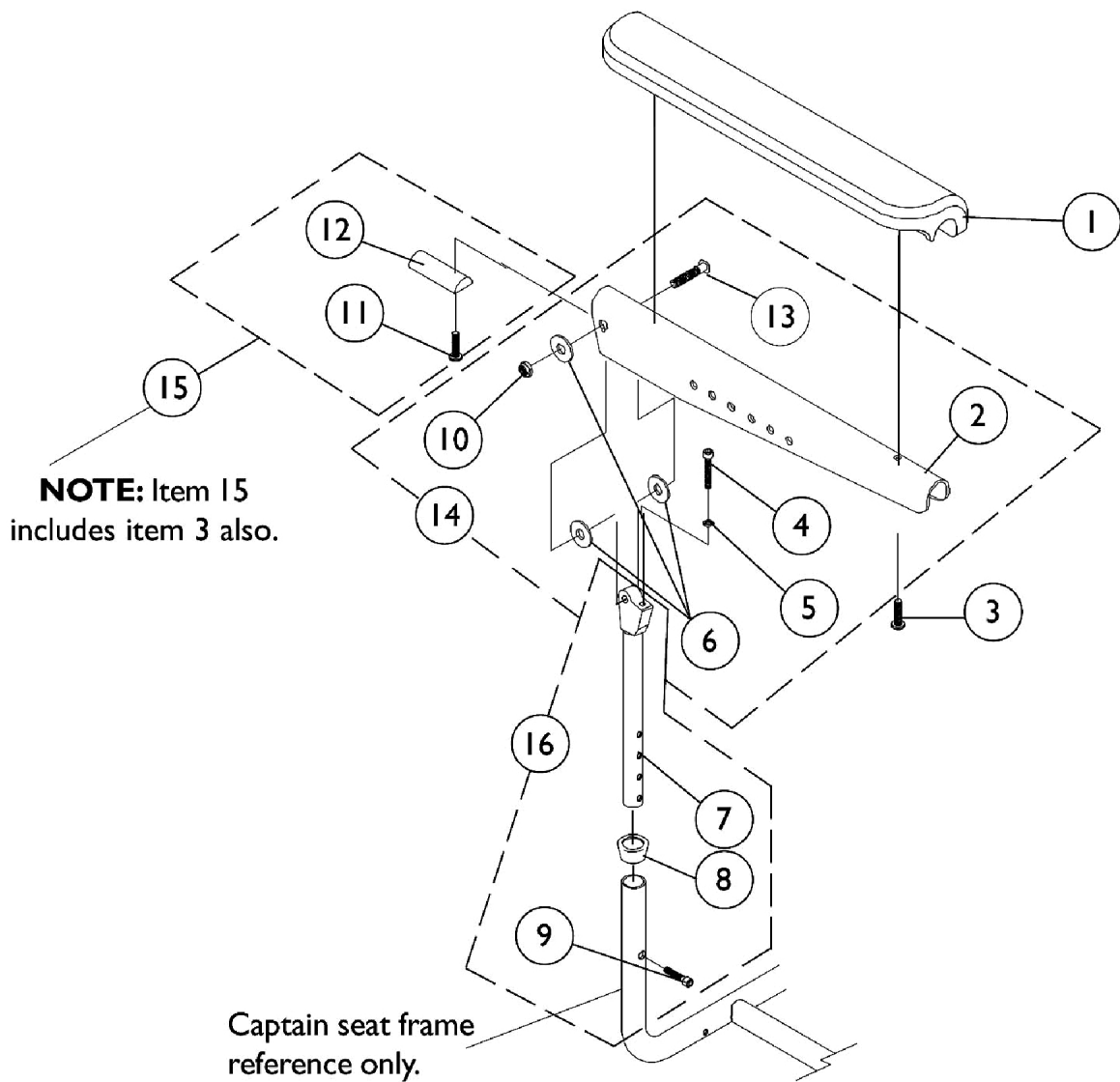
### Headrest Pillows - Vinyl

Chair Width	16"-18" W	19"-22" W	23"-24" W
Part Number	8881054619-NLA	8881054623	8881055277-NLA
NOTE: Specify upholstery color when ordering. See page titled Frame Finishes, Touch-Up Paints and Upholstery Options			



# Captain Seat Arms and Hardware

## 18" Wide Models

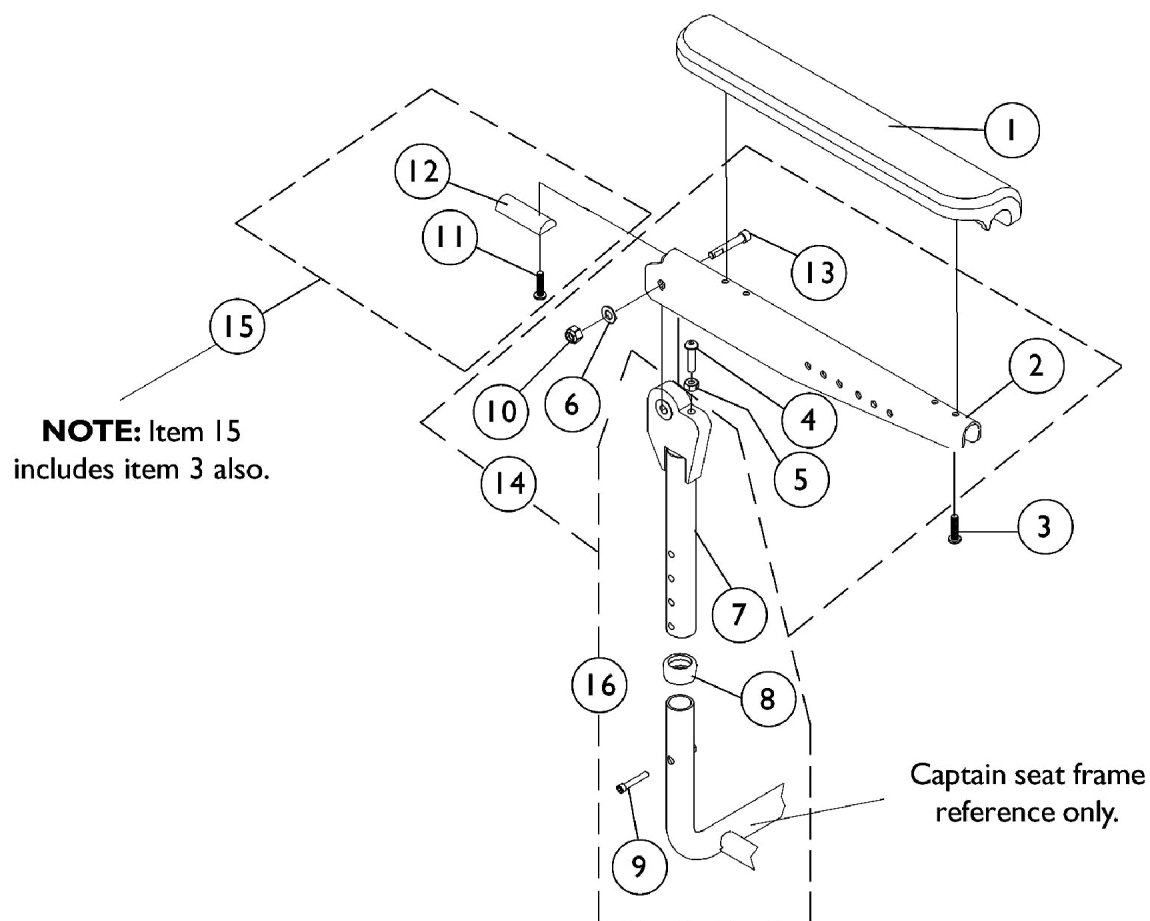


## Captain Seat Arms and Hardware 18" Wide Models

Item Number	Note	Part Number	Description	Quantity Per	
				Package	Assembly
1	A,E	1117328	Kit, Arm Pad w/ Screws, Full Length, Urethane Waterfall, Black (13" L x 2-5/8" W)	1	2
2		1071359-NLA	NLA - Plate, Armrest (Black)	1	2
3		1028755	Screw, Phillips Pan Head (#10-32 x 5/8")	1	4
4		1009837	Screw, Socket Button Head (1/4-20 x 1")	1	2
5		1025711-NLA	NLA - Nut, Hex (1/4-20)	1	2
6		1025704	Washer, Flat (5/16 x 5/8 x 1/16")	1	6
7		1070928	Tube, Arm, Upper Height and Width Adjustable, Black	1	2
8		15680X013	Anti-Rattle (1")	1	2
9		7930304-NLA	NLA - Screw, Socket Head (1/4-20 x 1-1/4")	25	2
10		1026906-NLA	NLA - Locknut (5/16-24)	1	2
11		1102546-NLA	NLA - Screw, Phillips Pan Head (#10-32 x 7/8")	1	2
12		1070106-NLA	NLA - Insert, Armrest, Black	1	2
13		1031026	Screw w/ Lug (5/16-24 x 1-3/8")	1	2
14	B	1074120-NLA	NLA - Kit, Armrest Attaching Hardware (Pair)	2	1
15	C	1073378-NLA	NLA - Kit, Arm Pad Attaching Hardware	2	1
16	D	1070756-NLA	NLA - Arm Tube Assembly, Upper Adjustable (Pair)	2	1
NOTE: A - As of 1/3/02 upholstered waterfall armpads were replaced with black urethane waterfall armpads. Order in pairs for chairs manufactured before 1/3/02. B - Includes items 2, 4, 5, 6, 10, 13 C - Includes items 3, 11, 12 D - Includes items 7-9 E - After 7/9/07 Invacare recommends ordering armpads in pairs to assure uniform appearance on chair					

# Captain Seat Arms and Hardware

## 20" and 22" Wide Models

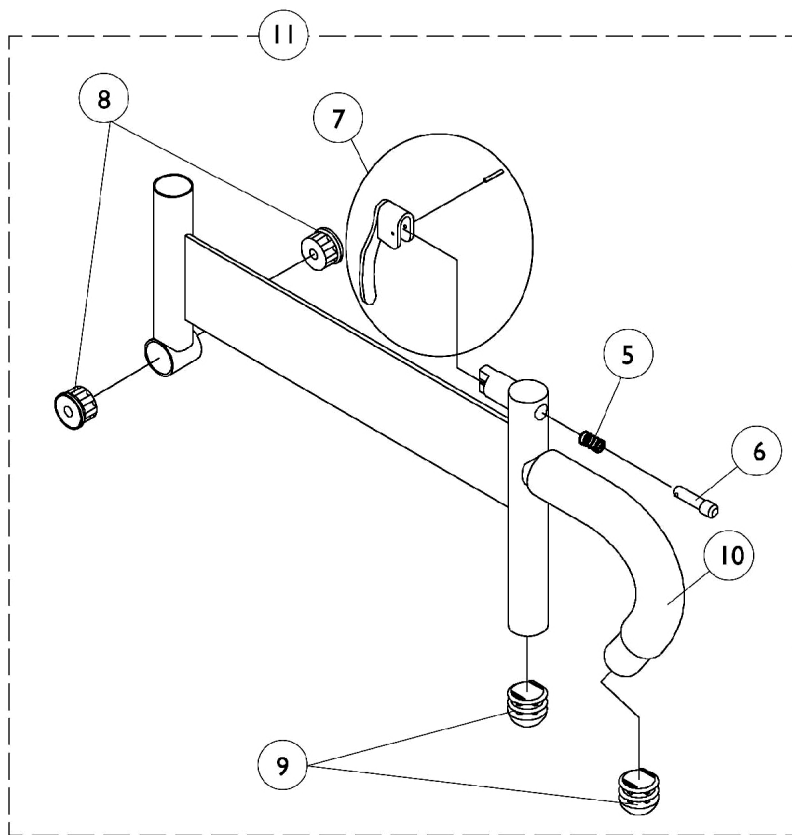
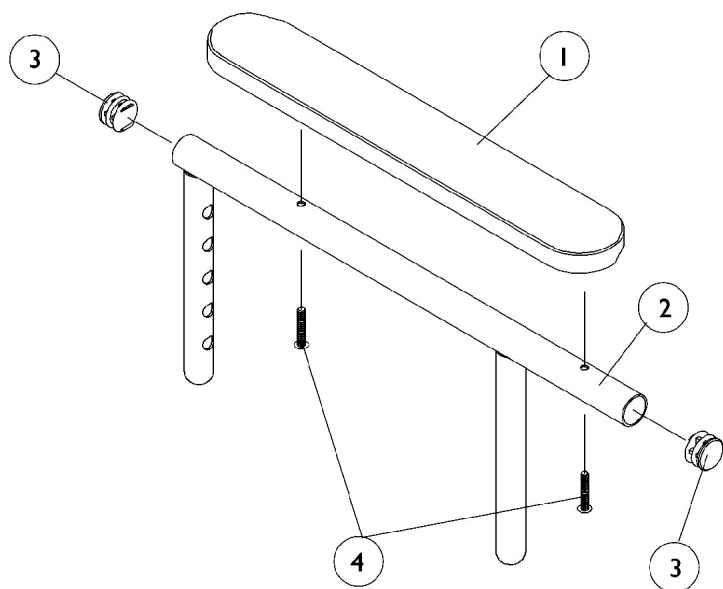


## Captain Seat Arms and Hardware 20" and 22" Wide Models

Item Number	Note	Part Number	Description	Quantity Per	
				Package	Assembly
1	A,E	1117328	Kit, Arm Pad w/ Screws, Full Length, Urethane Waterfall, Black (13" L x 2-5/8" W)	1	2
2		1101912-NLA	NLA - Plate, Armrest	1	2
3		1028755	Screw, Phillips Pan Head (#10-32 x 5/8")	1	2
4		1009837	Screw, Socket Button Head (1/4-20 x 1")	1	2
5		1025711-NLA	NLA - Nut, Hex (1/4-20)	1	2
6		1025704	Washer, Flat (5/16 x 5/8 x 1/16")	1	2
7		1101914-NLA	NLA - Tube, Arm, Upper Adjustable, Black	1	2
8		1101110-NLA	NLA - Anti-Rattle	1	2
9		1038379	Screw, Socket Head Cap w/ Patch (1/4-20 x 1-1/2")	1	2
10		1026906-NLA	NLA - Locknut (5/16-24)	1	2
11		1102546-NLA	NLA - Screw, Phillips Pan Head (#10-32 x 7/8")	1	2
12		1101634-NLA	NLA - Insert, Armrest, Black	1	2
13		1031026	Screw w/ Lug (5/16-24 x 1-3/8")	1	2
14	B	1101917-NLA	NLA - Hardware, Armrest Attaching (Pair)	2	1
15	C	1101916-NLA	NLA - Hardware, Arm Pad Attaching (Pair)	2	1
16	D	1101915-NLA	NLA - Arm Tube Assembly, Upper Adjustable (Pair)	2	1
NOTE: A - As of 1/3/02 upholstered waterfall armpads were replaced with black urethane waterfall armpads. Order in pairs for chairs manufactured before 1/3/02. B - Includes items 2, 4, 5, 6, 10, 13 C - Includes items 3, 11, 12 D - Includes items 7-9 E - After 7/9/07 Invacare recommends ordering armpads in pairs to assure uniform appearance on chair					

## Arms, Adjustable Height

(12-13" W x 12-15" D)/(14-15" W x 12-22" D) ASBA Seats & (12-16" W x 12-18" D) ADJASBA Seats



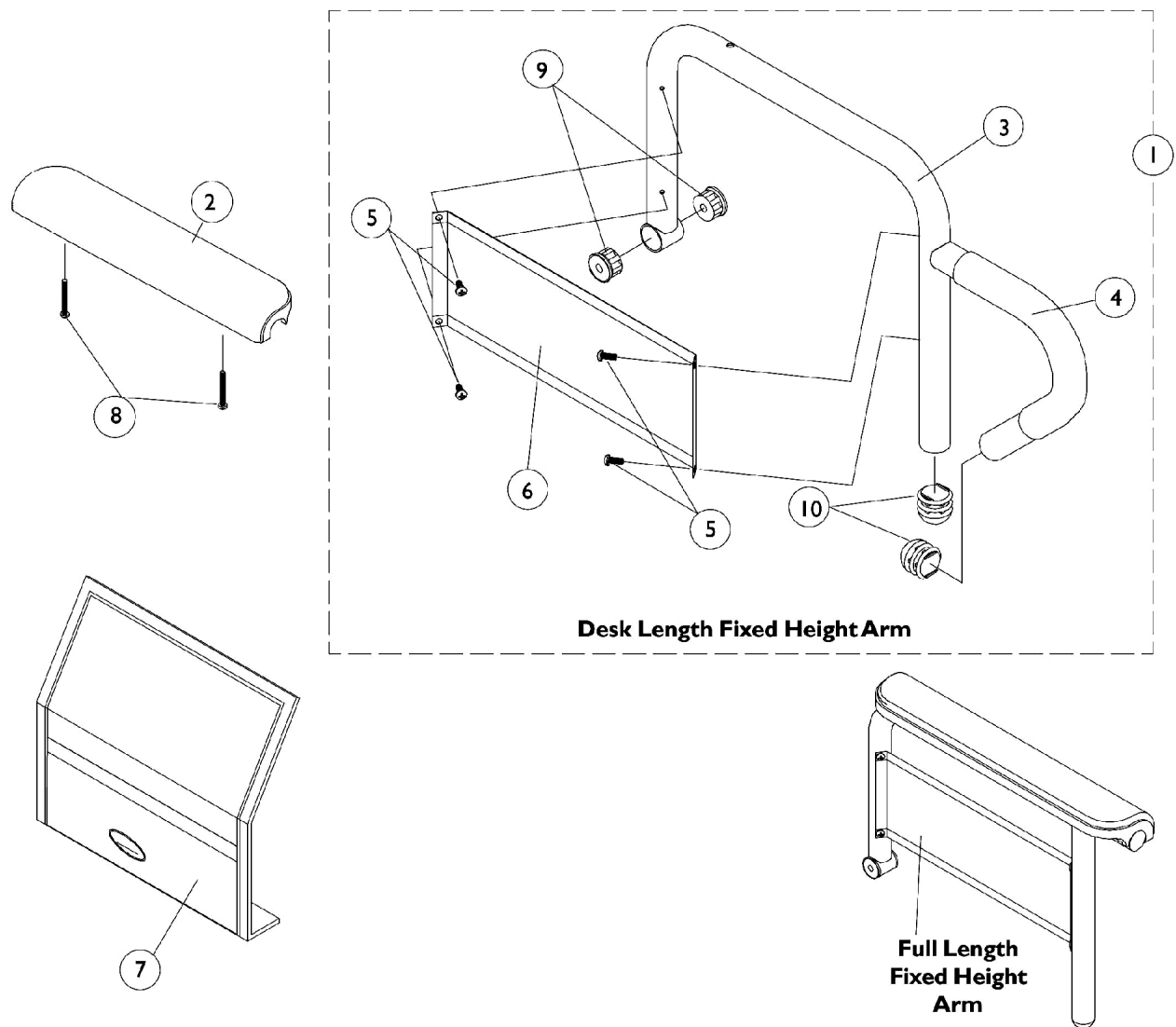
## Arms, Adjustable Height

(12-13" W x 12-15" D)/(14-15" W x 12-22" D) ASBA Seats & (12-16" W x 12-18" D) ADJASBA Seats

Item Number	Note	Part Number	Description	Quantity Per	
				Package	Assembly
1	A	8881015932-NL A	NLA - Pad, Arm, Vinyl, Full Length - Right (14" L x 2" W)	1	1
1	A	8881015933-NL A	NLA - Pad, Arm, Vinyl, Full Length - Left (14" L x 2" W)	1	1
1	A	8881053577	Kit, Arm Pad w/ Screws, Full Length (14" L x 2" W) (Pair)	2	1
1	A	8881011811-NL A	NLA - Pad, Arm, Vinyl, Desk Length (9" L x 2" W)	1	1
1	A	8881053578	Kit, Arm Pad w/ Screws, Desk Length (9" L x 2" W) (Pair)	2	1
2		1071263	Arm Tube Assembly w/ Plug Buttons, Full Length, Black - Right/Left	1	1
2		1071259	Arm Tube Assembly w/ Plug Buttons, Desk Length, Black - Right/Left	1	1
3		1027095	Plug Button, Black (7/8")	1	2
4		1055949	Package, Screw, Phillips Pan Head (#10-32 x 1-3/8")	2	1
5		47471X074	Spring, Arm Lock	1	1
6		1028594	Pin, Arm Lock, Black	1	1
7		1090768	Kit, Lock Handle w/Rivets (Pair)	2	1
8		1065936	Plug, Pivot	1	2
9		1067734	Plug Button, Black (5/8")	1	2
10		1016298	Grip, Push Handle	1	1
11		1068585	Arm Base Assembly, Adjustable Height, Black - Right	1	1
11		1068586	Arm Base Assembly, Adjustable Height, Black - Left	1	1

NOTE: A - Specify upholstery color when ordering. See page titled Frame Finishes, Touch-Up Paints and Upholstery Options

# Arms, Fixed Height (16"-24" Wide) x (16"-22" Deep) Seat Frames



## Arms, Fixed Height (16"-24" Wide) x (16"-22" Deep) Seat Frames

Item Number	Note	Part Number	Description	Quantity Per	
				Package	Assembly
1		See Chart	#1 Arms Less Pad - 16"-19" Deep Seat Frames	1	1
1	C	See Chart	#1 Arms Less Pad - 20" and Deeper Seat Frames	1	1
2	A,D	1117328	Kit, Arm Pad w/ Screws, Full Length, Urethane Waterfall, Black (13" L x 2-5/8" W)	1	1
2		1110818	Kit, Arm Pad w/ Screws, Full Length, Urethane Waterfall, Black (13" L x 2-5/8" W) (Pair)	2	1
2	A,D	1117327	Kit, Arm Pad w/ Screws, Desk Length, Urethane Waterfall, Black (9" L x 2-5/8" W)	1	1
2		1110817	Kit, Arm Pad w/ Screws, Desk Length, Urethane Waterfall, Black (9" L x 2-5/8" W) (Pair)	2	1
3		1068564	Tube, Arm, Desk Length, Black - Right (16-19" D)	1	1
3		1068565-NLA	NLA - Tube, Arm, Desk Length, Black - Left (16-19" D)	1	1
3	C	1068414-NLA	NLA - Tube, Arm, Desk Length, Long, Black - Right (20" and Deeper)	1	1
3	C	1068415-NLA	NLA - Tube, Arm, Desk Length, Long, Black - Left (20" and Deeper)	1	1
3		1068490	Tube, Arm, Full Length, Black - Right (16-19"D)	1	1
3		1068491-NLA	NLA - Tube, Arm, Full Length, Black - Left (16 - 19"D)	1	1
3	C	1068473-NLA	NLA - Tube, Arm, Full Length, Long, Black - Right (20" and Deeper)	1	1
3	C	1068474-NLA	NLA - Tube, Arm, Full Length, Long, Black - Left (20" and Deeper)	1	1
4		1032244	Grip, Foam Hand (9" L)	1	1
4		1135508-NLA	NLA - Package, Foam Hand Grip (9" L)	10	1
5		1025729	Screw, Phillips Pan Head Tap (#8-32 x 3/8")	1	4
6		1035472-NLA	NLA - Guard, Clothing, Desk Length	1	1
6		1044572-NLA	NLA - Guard, Clothing, Full Length (16 - 19" D)	1	1
6	C	1044005-NLA	NLA - Guard, Clothing, Full Length (20" and Deeper)	1	1
7		1035065	Cover, Clothing Guard w/ Pocket, FXDESK & ADJFULL/ADJDESK	1	1
7		1044588	Cover, Clothing Guard with Pocket Fixed Height Full Length (20" and Deeper)	1	1
8		1055949	Package, Screw, Phillips Pan Head (#10-32 x 1-3/8")	2	1
8	B	1094270-NLA	NLA - Package, Screw, Phillips Pan Head (#10-32 x 1-1/4")	2	1
9		1065936	Plug, Pivot	1	2
10		1067734	Plug Button, Black (5/8")	1	2



## Arms, Fixed Height (16"-24" Wide) x (16"-22" Deep) Seat Frames

NOTE: A - As of 1/3/02 upholstered waterfall arm pads were replaced with black urethane waterfall arm pads. Order in pairs with screws for chairs manufactured before 1/3/02.  
 B - For Black Urethane Waterfall Arm pads only.  
 C - The ADJASBA seat frame for 19-22" depths must use the 16-19" deep arms only.  
 D - After 7/9/07 Invacare recommends ordering armpads in pairs to assure uniform appearance on chair

### #1 Arms Less Pad

#### 16"-19" Deep Seat Frames

Arm Style	Right	Left
Desk Length	1068566-NLA	1068567-NLA
Full Length	1068559-NLA	1068560-NLA

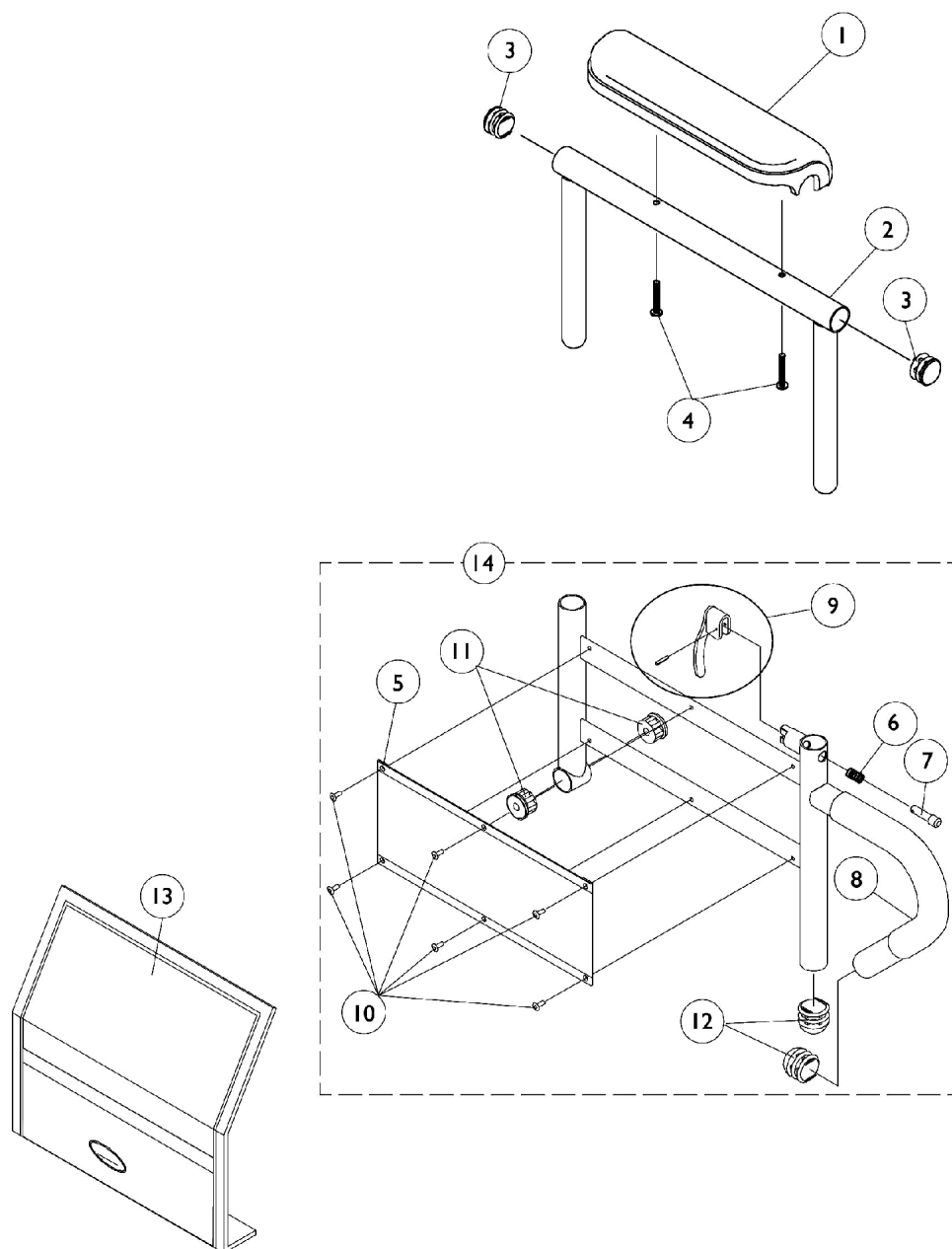
### #1 Arms Less Pad

#### 20" and Deeper Seat Frames

Arm Style	Right	Left
Desk Length	1068540-NLA	1068541-NLA
See Note(s) A		See Note(s) A
Full Length	1068528-NLA	1068529-NLA
	See Note(s) A	See Note(s) A

NOTE: A - The ADJASBA seat frame for 19-22" depths must use the 16-19" deep arms only.

## Arms, Adjustable Height (16"-24" Wide) x (16"- 22" Deep) Seat Frames



## Arms, Adjustable Height (16"-24" Wide) x (16"- 22" Deep) Seat Frames

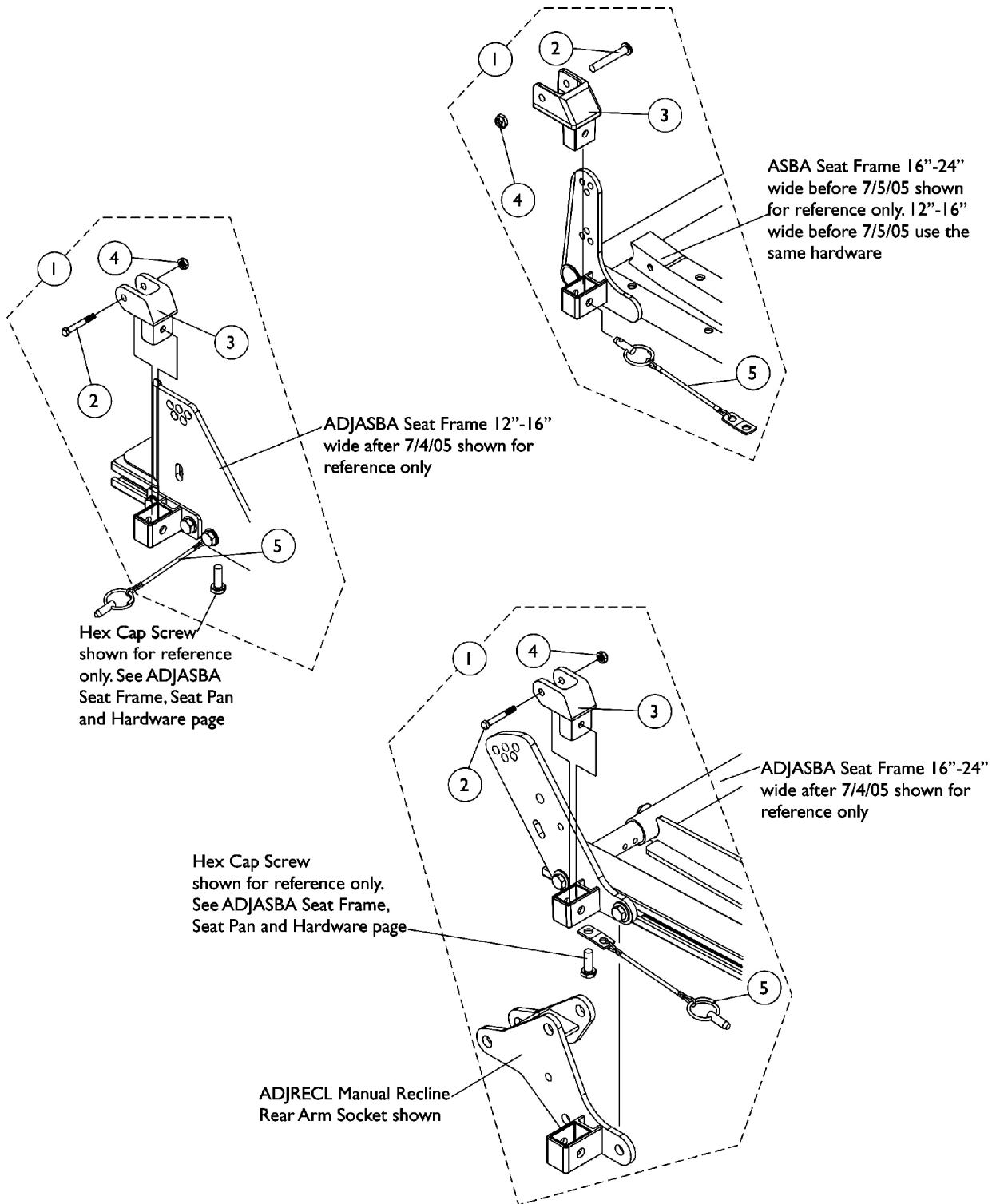
Item Number	Note	Part Number	Description	Quantity Per	
				Package	Assembly
1	A,D	1117328	Kit, Arm Pad w/ Screws, Full Length, Urethane Waterfall, Black (13" L x 2-5/8" W)	1	1
1		1110818	Kit, Arm Pad w/ Screws, Full Length, Urethane Waterfall, Black (13" L x 2-5/8" W) (Pair)	2	1
1	A,D	1117327	Kit, Arm Pad w/ Screws, Desk Length, Urethane Waterfall, Black (9" L x 2-5/8" W)	1	1
1		1110817	Kit, Arm Pad w/ Screws, Desk Length, Urethane Waterfall, Black (9" L x 2-5/8" W) (Pair)	2	1
2		1071253	Arm Tube Assembly w/ Plug Buttons, Full Length, Black - Right/Left	1	1
2		1070859	Arm Tube Assembly w/ Plug Buttons, Desk Length, Black - Right/Left	1	1
3		1027095	Plug Button, Black (7/8")	1	2
4		1055949	Package, Screw, Phillips Pan Head (#10-32 x 1-3/8")	2	1
4	B	1094270-NLA	NLA - Package, Screw, Phillips Pan Head (#10-32 x 1-1/4")	2	1
5		1064130-NLA	NLA - Guard, Clothing	1	1
6		47471X074	Spring, Arm Lock	1	1
7		1028594	Pin, Arm Lock, Black	1	1
8		1032244	Grip, Foam Hand (9" L)	1	1
8		1135508-NLA	NLA - Package, Foam Hand Grip (9" L)	10	1
9		1090768	Kit, Lock Handle w/Rivets (Pair)	2	1
10		1028645	Rivet	1	6
11		1065936	Plug, Pivot	1	2
12		1067734	Plug Button, Black (5/8")	1	2
13		1035065	Cover, Clothing Guard w/ Pocket, FXDESK & ADJFULL/ADJDESK	1	1
14		1068416	Arm Base Assembly, Black - Right (16-19" D)	1	1
14		1068417	Arm Base Assembly, Black - Left (16-19" D)	1	1
14	C	1068418	Arm Base Assembly, Black - Right (20" and Deeper)	1	1
14	C	1068419	Arm Base Assembly, Black - Left (20" and Deeper)	1	1
14		1067761	Arm Base Assembly, 1" Lower, Black - Right (16-19" D)	1	1
14		1067762	Arm Base Assembly, 1" Lower, Black - Left (16-19" D)	1	1
14	C	1067755-NLA	NLA - Arm Base Assembly, 1" Lower, Black - Right (20" and Deeper)	1	1
14	C	1067756-NLA	NLA - Arm Base Assembly, 1" Lower, Black - Left (20" and Deeper)	1	1

## **Arms, Adjustable Height (16"-24" Wide) x (16"- 22" Deep) Seat Frames**

NOTE: A - As of 1/3/02 upholstered waterfall armpads were replaced with black urethane waterfall armpads. Order in pairs with screws for chairs manufactured before 1/3/02.  
B - For Black Urethane Waterfall Armpads only  
C - The ADJASBA seat frame for 19-22" depths must use the 16-19" deep arms only.  
D - After 7/9/07 Invacare recommends ordering armpads in pairs to assure uniform appearance on chair

# Arm Mounting Swingaway Hardware

## ASBA and ADJASBA/ADJRECL Seats



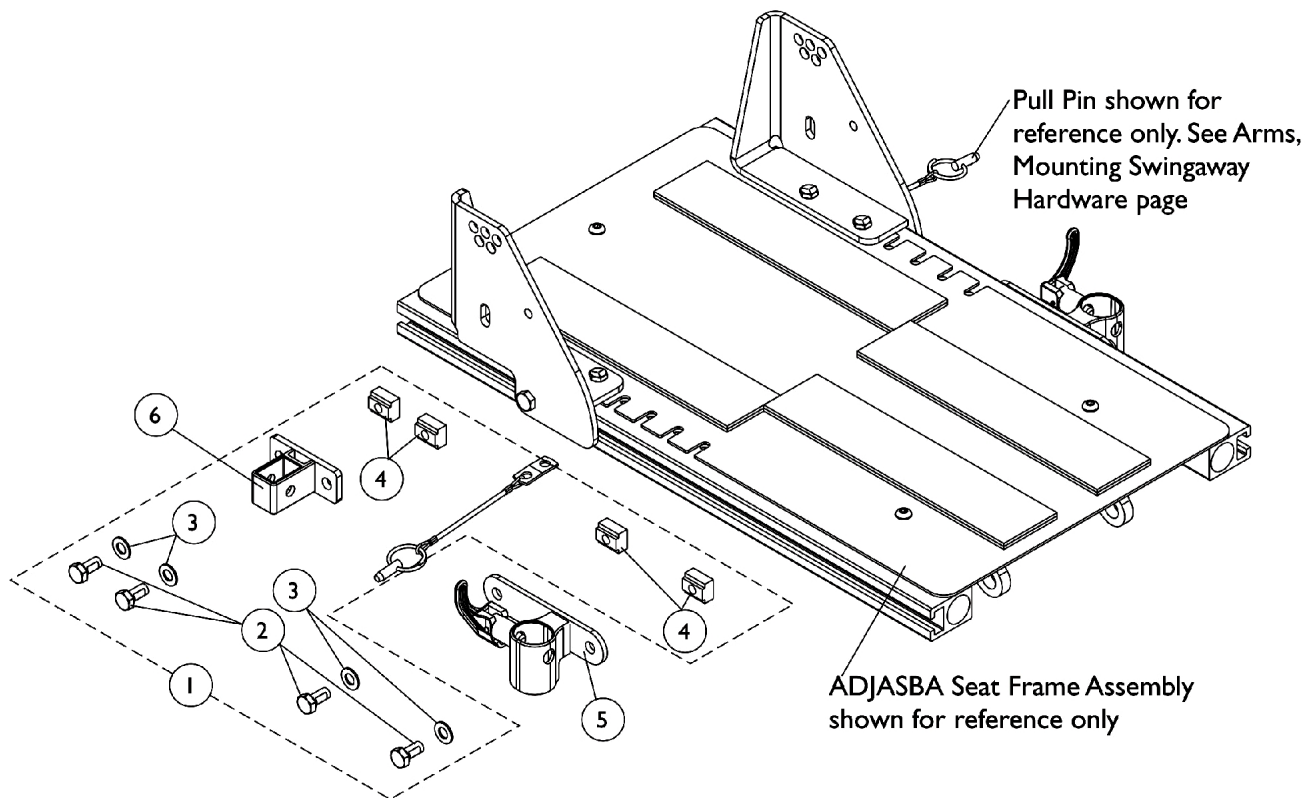
## Arm Mounting Swingaway Hardware

### ASBA and ADJASBA/ADJRECL Seats

Item Number	Note	Part Number	Description	Quantity Per	
				Package	Assembly
1	A	1068488	Kit, Swingaway Armrest Mounting Hardware	1	1
2		1019590	Screw, Socket Button Head (1/4-20 x 1-5/8")	1	1
3		1068025	Clevis, Pivot	1	1
4		1025195	Locknut (1/4-20)	1	1
5		1068039	Pin, Pull	1	1
NOTE: A - Includes items 2-5					

# Front/Rear Arm Socket Assembly and Hardware

## ADJASBA Seat (12"-16" Wide) (After 7/4/05)



## Front/Rear Arm Socket Assembly and Hardware

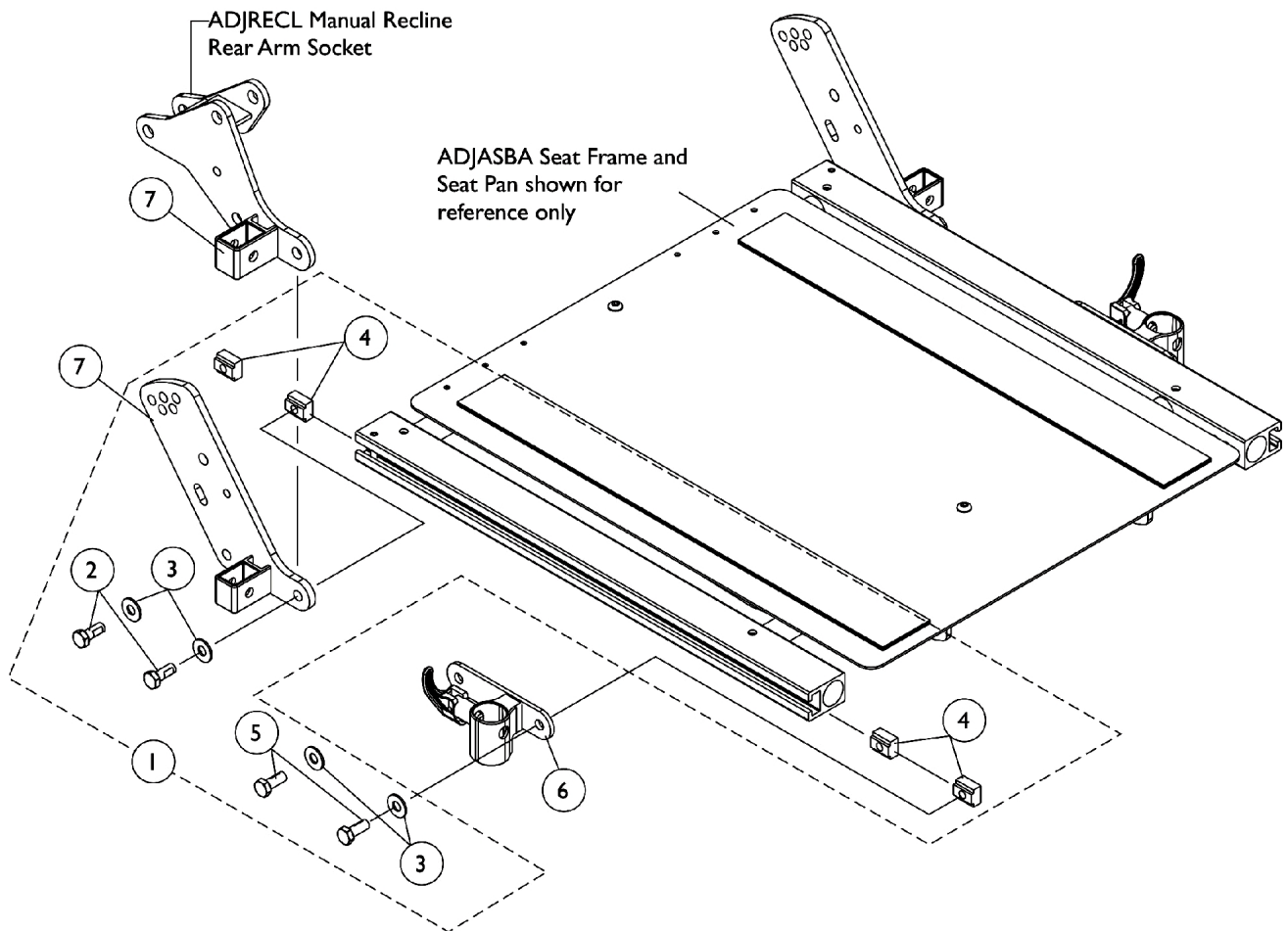
### ADJASBA Seat (12"-16" Wide) (After 7/4/05)

Item Number	Note	Part Number	Description	Quantity Per	
				Package	Assembly
1	A	1135502	Kit, Front/Rear Arm Socket Assembly Mounting Hardware	1	1
2			Screw, Hex Head w/ Patch (5/16-18 x 5/8")	1	4
3			Washer, Flat (5/16 x 5/8 x 1/16")	1	4
4			T-Nut (5/16-18)	1	4
5		1122619	Socket, Arm, Front - Right	1	1
5		1122620	Socket, Arm, Front - Left	1	1
6		1126142	Socket, Arm, Rear	1	1
NOTE: A - Includes items 2-4					



# Front/Rear Arm Socket Assembly and Hardware

## ADJASBA/ADJRECL Seats (16"-24" Wide) (After 7/4/05)



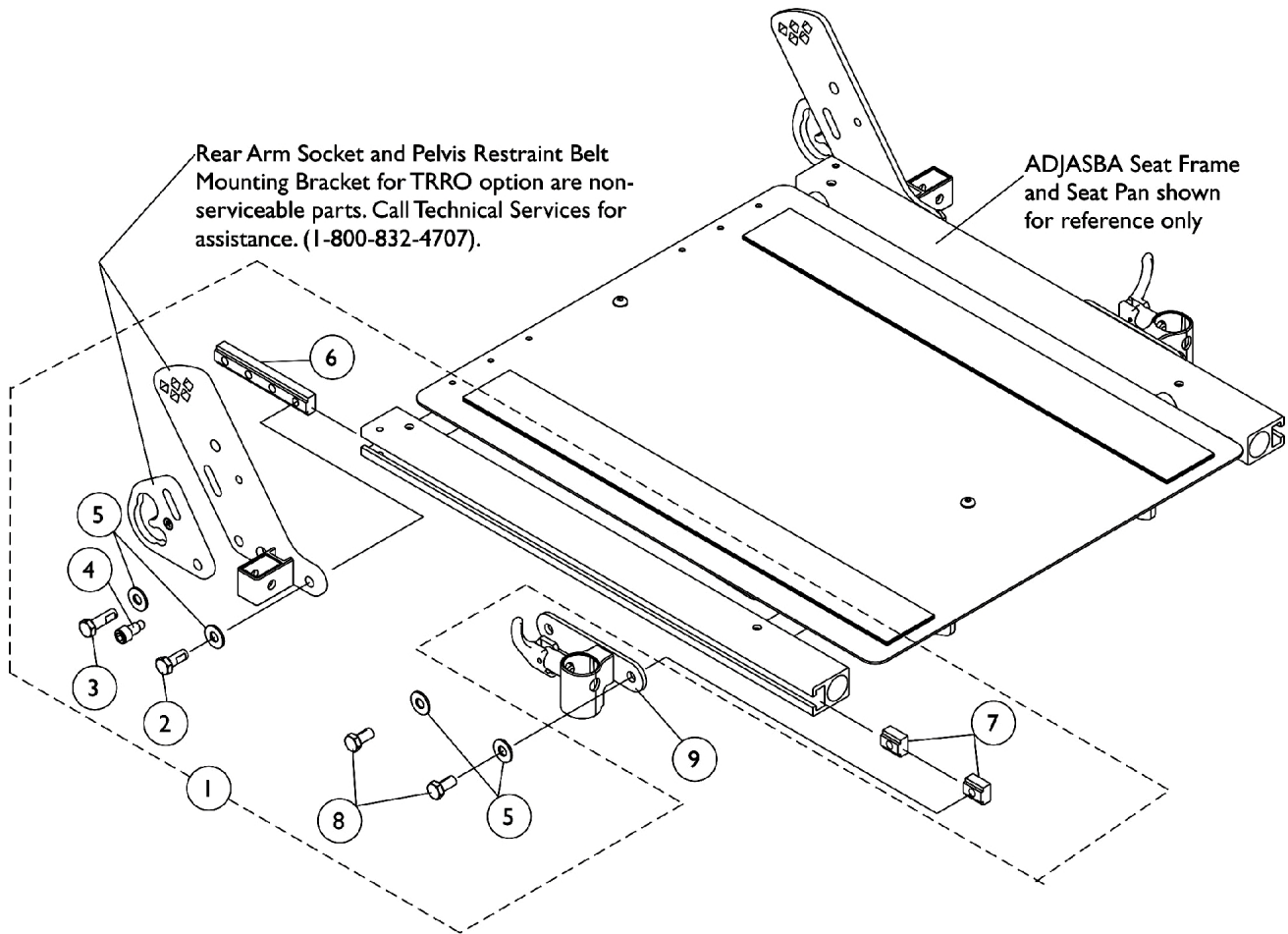
## Front/Rear Arm Socket Assembly and Hardware

### ADJASBA/ADJRECL Seats (16"-24" Wide) (After 7/4/05)

Item Number	Note	Part Number	Description	Quantity Per	
				Package	Assembly
1	A	1125734	Kit, Front/Rear Arm Socket Assembly Mounting Hardware	1	1
2			Screw, Hex Head w/ Patch (5/16-18 x 3/4")	1	2
3			Washer, Steel (5/16 x 3/4 x 1/16")	1	4
4			T-Nut (5/16-18)	1	4
5			Screw, Hex Head w/ Patch (5/16-18 x 5/8")	1	2
6		1122619	Socket, Arm, Front - Right	1	1
6		1122620	Socket, Arm, Front - Left	1	1
7		1125478	Bracket, Arm Socket/Cane, Rear - Right	1	1
7		1125479	Bracket, Arm Socket/Cane, Rear - Left	1	1
7		1134481	Socket, Arm, ADJRECL, Rear - Right	1	1
7		1134482	Socket, Arm, ADJRECL, Rear - Left	1	1
NOTE: A - Includes items 2-5					

# Front/Rear Arm Socket Assembly and Hardware

## ADJASBA Seats with TRRO Option (16"-24" Wide)

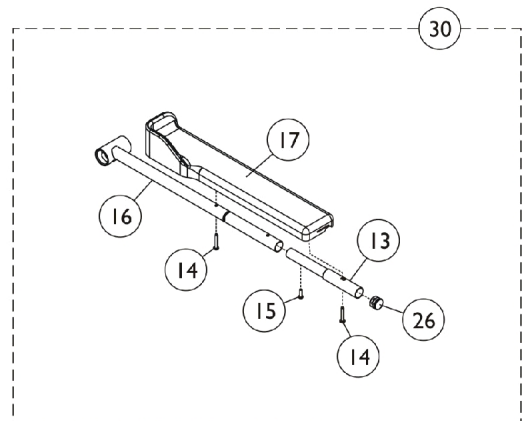
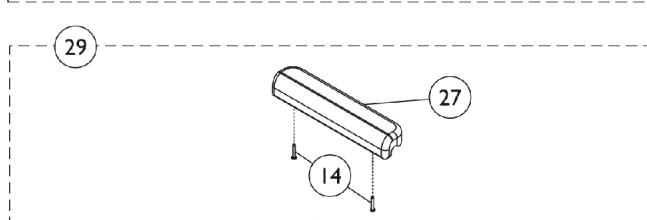
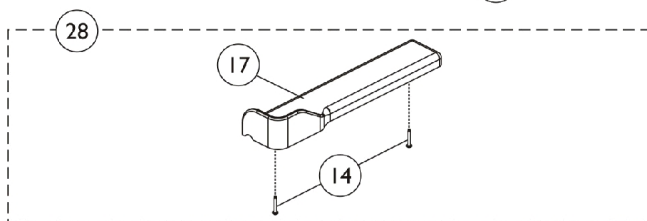
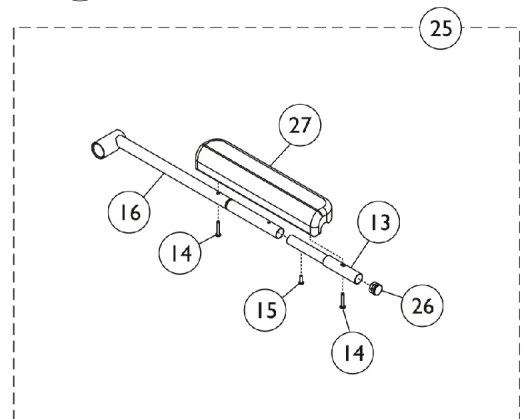
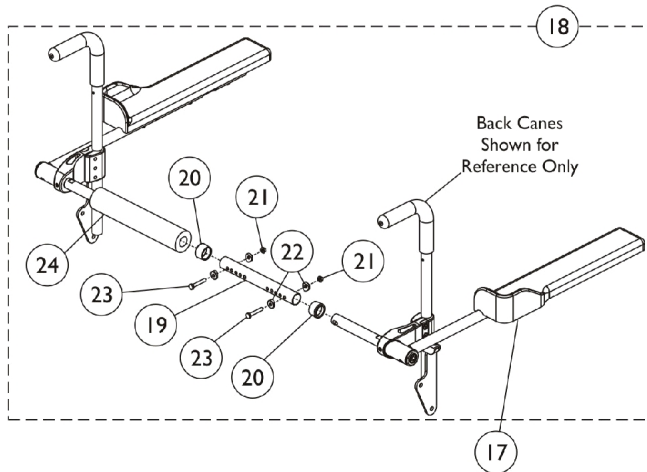
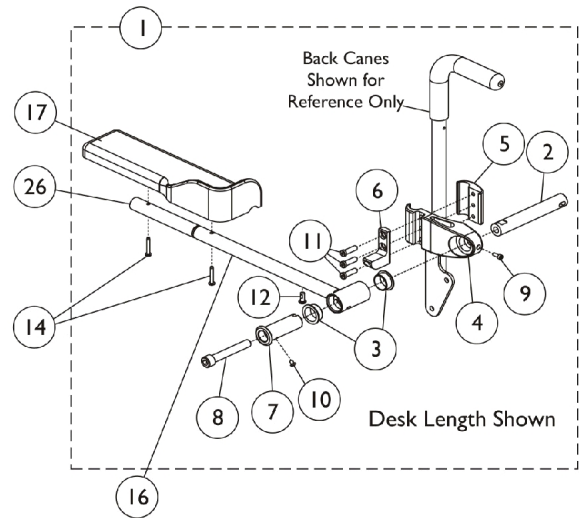
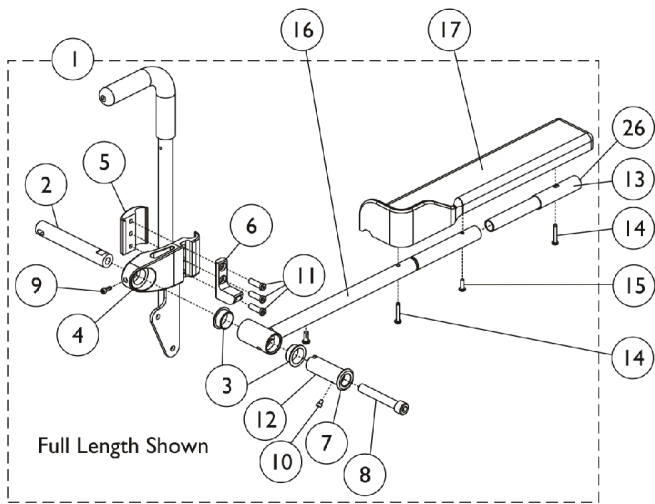


## Front/Rear Arm Socket Assembly and Hardware

### ADJASBA Seats with TRRO Option (16"-24" Wide)

Item Number	Note	Part Number	Description	Quantity Per	
				Package	Assembly
1		1136025-NLA	NLA - Kit, Front/Rear Arm Socket Assembly Mounting Hardware For TRRO Option	1	1
2			Screw, Hex Head w/ Patch (5/16-18 x 3/4")	1	1
3			NLA - Screw, Hex Head w/ Patch (5/16-18 x 1")	1	1
4			Screw, Socket Head (5/16-18 x 3/4")	1	1
5			Washer, Steel (5/16 x 3/4 x 1/16")	1	4
6			T-Nut (5/16-18)	1	1
7			T-Nut (5/16-18)	1	2
8			Screw, Hex Head w/ Patch (5/16-18 x 5/8")	1	2
9		1122619	Socket, Arm, Front - Right	1	1
9		1122620	Socket, Arm, Front - Left	1	1

# Cantilever Arms



## Cantilever Arms

Item Number	Note	Part Number	Description	Quantity Per	
				Package	Assembly
1	A	1161126	Cantilever Arm Hardware, Full Length - Right	1	1
1	A	1161127	Cantilever Arm Hardware, Full Length - Left	1	1
1	A	1161128	Cantilever Arm Hardware, Desk Length - Right	1	1
1	A	1161129	Cantilever Arm Hardware, Desk Length - Left	1	1
2		1161235	Pivot, Black	1	1
3		1160902	Bearing, Flange	1	2
4		1161232	Clamp, Black	1	1
5		1161233	Clamp, Block, Black	1	1
6		1162791	Tab, Stop, Black	1	1
7		1162515	Bushing, Pivot Arm	1	1
8		1162804-NLA	NLA - Screw, Socket Head w/ Patch (1/2-13 x 3-3/4")	1	1
9		1113438-NLA	NLA - 3Screw, Socket Head (#10-32 x 1/2")	1	1
10		1161708-NLA	NLA - Screw, Socket Button Head (10-32 x 1/4")	1	2
11		1114962-NLA	NLA - Screw, Socket Head (5/16-18 x 1")	1	3
12		1025342-NLA	NLA - Screw, Button Head (1/4-20 x 5/8")	1	1
13		0028202	Tube, Extension, Full Length	1	1
14		1107155	Screw, Phillips Pan Head Tap (#10-32 x 1-1/4")	1	2
15		1028755	Screw, Phillips Pan Head (#10-32 x 5/8")	1	1
16		1160904	Tube, Arm, Waterfall - Right	1	1
16		1160905	Tube, Arm, Waterfall - Left	1	1
16		1161701	Tube, Arm, Recline - Right	1	1
16		1161702	Tube, Arm, Recline - Left	1	1
17		1082910	Pad, Arm w/ Elbow Stop, Desk Length, Urethane, Black - Right (13" L x 3" W)	1	1
17		1082911	Pad, Arm w/ Elbow Stop, Desk Length, Urethane, Black - Left (13" L x 3" W)	1	1
17		1082912	Pad, Arm w/ Elbow Stop, Full Length, Urethane, Black - Right (17" L x 3" W)	1	1
17		1082913	Pad, Arm w/ Elbow Stop, Full Length, Urethane, Black - Left (17" L x 3" W)	1	1
18	B	1161557	Cantilever Spreader Arm Assembly (16 - 20" W)	1	1
18	B	1161558	Cantilever Spreader Arm Assembly (20 - 24" W)	1	1
19		1120280	Tube, Spreader Bar, Adjustable, Black (16 - 20" W)	1	1
19		1120281	Tube, Spreader Bar, Adjustable, Black (20 - 24" W)	1	1
20		15680X013	Anti-Rattle (1")	1	2
21		1025195	Locknut (1/4-20)	1	2
22		1026099	Spacer, Coved (1/4 x 11/16 x 1/2")	1	4
23		1030949	Screw, Hex Head (1/4-20 x 1-1/2")	1	2
24		1127158	Cover, Spreader Bar (16-20" W)	1	1
24		1161930	Cover, Spreader Bar (20-24" W)	1	1
25	C	1161972	Cantilever Arm Assembly w/ Arm Pad, Full Length - Right	1	1
25	C	1161973	Cantilever Arm Assembly w/ Arm Pad, Full Length - Left	1	1

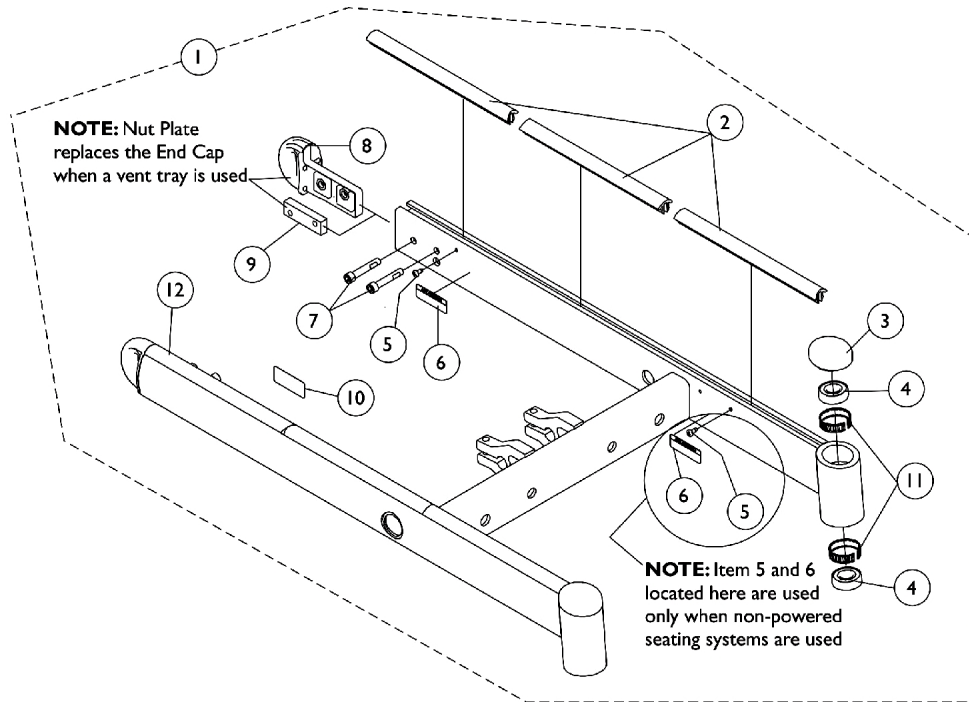
## Cantilever Arms

Item Number	Note	Part Number	Description	Quantity Per	
				Package	Assembly
25	H	1161976	Cantilever Arm Assembly w/ Arm Pad, Desk Length - Right	1	1
25	H	1161977	Cantilever Arm Assembly w/ Arm Pad, Desk Length - Left	1	1
26		1027095	Plug Button, Black (7/8")	1	1
27	I	See Note	See Footnote	1	1
28	D	1090190	Kit, Arm Pad w/ Screws and Elbow Stop, Desk Length, Urethane, Black (13" L x 3" W) (Pair)	1	1
28	D	1090191	Kit, Arm Pad w/ Screws and Elbow Stop, Full Length, Urethane, Black (17" L x 3" W) (Pair)	1	1
29	E	1117327	Kit, Arm Pad w/ Screws, Desk Length, Urethane Waterfall, Black (9" L x 2-5/8" W)	1	1
29	E	1117328	Kit, Arm Pad w/ Screws, Full Length, Urethane Waterfall, Black (13" L x 2-5/8" W)	1	1
30	F	1161974	Cantilever Arm Assembly w/ Arm Pad, Recline, Full Length - Right	1	1
30	F	1161975	Cantilever Arm Assembly w/ Arm Pad, Recline, Full Length - Left	1	1
30	G	1161978	Cantilever Arm Assembly w/ Arm Pad, Recline, Desk Length - Right	1	1
30	G	1161979	Cantilever Arm Assembly w/ Arm Pad, Recline, Desk Length - Left	1	1
<b>NOTE:</b> A - Includes items 2-12. B - Includes items 19-24. C - Includes items 13-16, 26 and 27. D - Includes items 14 and 17. E - Includes items 14 and 27. F - Includes items 13-17 and 26. G - Includes items 14, 16, 17 and 26. H - Includes items 14, 16, 26 and 27. I - Part not sold separately. See item 29.					

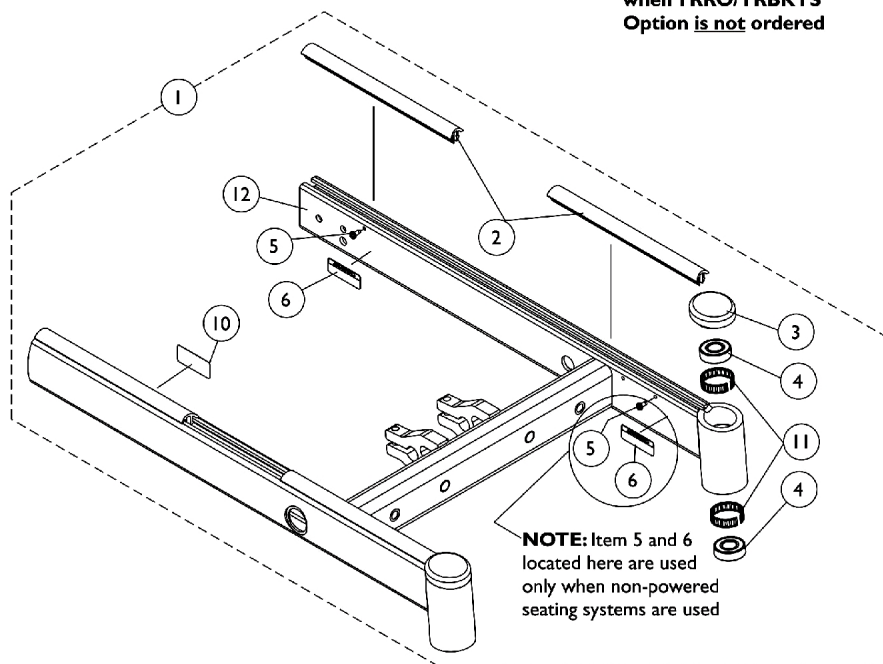
# Base Frame Assembly

**NOTE:** "Base Frames are not available as a service part."

**Wheelchair must be returned to Invacare when Base Frame needs replacement. Contact Invacare Customer Service for more information.**



**Base Frame Assembly  
when TRRO/TRBKTS  
Option is not ordered**



**Base Frame Assembly  
when TRRO/TRBKTS  
Option is ordered**



# Base Frame Assembly

**NOTE: "Base Frames are not available as a service part."**

**Wheelchair must be returned to Invacare when Base Frame needs replacement. Contact Invacare Customer Service for more information.**

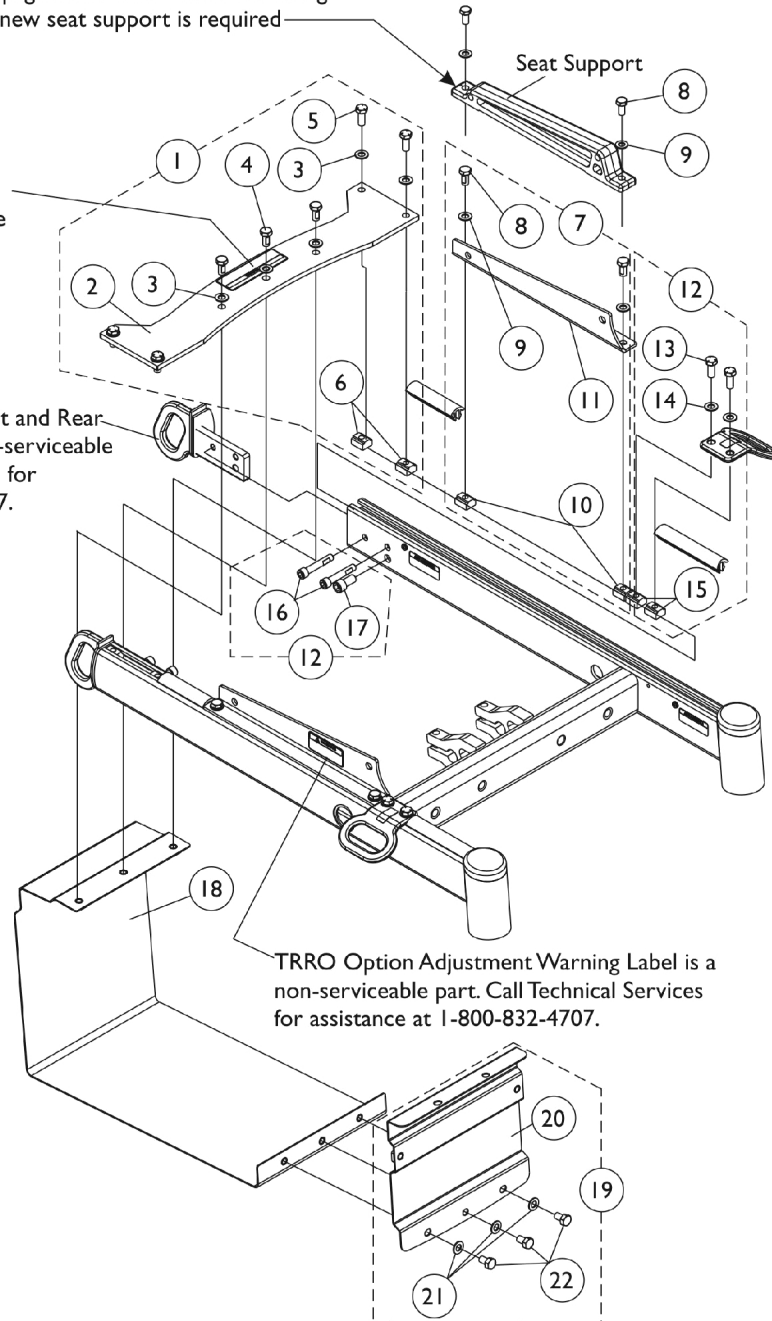
Item Number	Note	Part Number	Description	Quantity Per	
				Package	Assembly
1	A	See Note	See Footnote	1	1
2	B	1104863	Package, Cover, Frame Rail - Right/Left	1	1
3		1101737	Cap, End, Tube, Black	1	2
4		40117X006	Bearing (5/8")	1	4
5		1025729	Screw, Phillips Pan Head Tap (#8-32 x 3/8")	1	1
6		1070497-NLA	NLA - Label, Caution	1	1
7		1104845	Screw, Socket Head w/ Patch (5/16-18 x 1-3/4")	1	4
8		1101719	Cap, End, Tube, Black - Right	1	1
8		1101720	Cap, End, Tube, Black - Left	1	1
9		1104762-NLA	NLA - Plate, Nut	1	2
10		1053056-NLA	NLA - Decal, Warning	1	1
11		1110717	Ring, Tolerance	1	4
NOTE: A - Item 1 is no longer available. Replacement parts may be ordered individually. B - Frame Rail Cover Package includes (3) Right and (3) Left Rail Covers. Short bases use only 2 per side.					

# Base Frame Interface Hardware For ADJASBA Seat with TRRO/TRBKTS Option

**NOTE:** The Seat Support shown replaces item #11 Seat Support Bracket for TRBKTS applications. See page titled "Seat Frame Mounting Hardware" page for TRBKTS when a new seat support is required

TRRO option WC/19 Compliance Warning Label is a non-serviceable part. Call Technical Services for assistance at 1-800-832-4707.

TRRO/TRBKTS option Front and Rear Tie-Down Brackets are non-serviceable parts. Call Technical Services for assistance at 1-800-832-4707.



TRRO Option Adjustment Warning Label is a non-serviceable part. Call Technical Services for assistance at 1-800-832-4707.

## Base Frame Interface Hardware

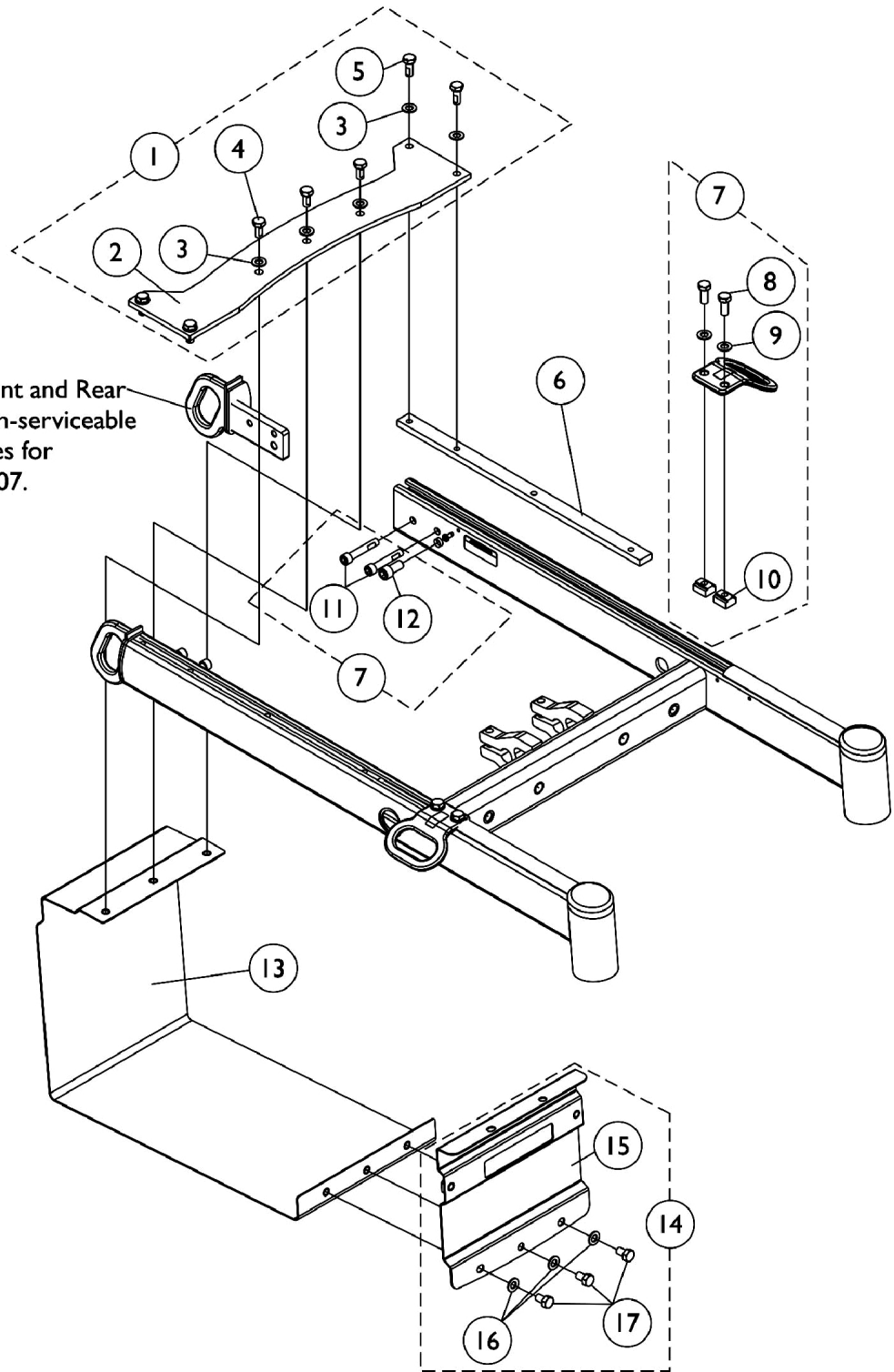
### For ADJASBA Seat with TRRO/TRBKTS Option

Item Number	Note	Part Number	Description	Quantity Per	
				Package	Assembly
1	A	1140263-NLA	NLA - Kit, Top Battery Support Bracket and Mounting Hardware	1	1
2			Bracket, Top Battery Support, Black	1	1
3			Washer, Flat (5/16 x 5/8 x 1/16")	1	7
4			Screw, Hex Head w/ Patch (5/16-18 x 5/8")	1	3
5			Screw, Hex Head w/ Patch (5/16-18 x 3/4")	1	4
6			T-Nut (5/16-18)	1	4
7	B	1140257-NLA	NLA - Kit, Seat Support Bracket w/ Mounting Hardware - Right	1	1
8			Screw, Hex Head w/ Patch (5/16-18 x 5/8")	1	2
9			Washer, Flat (5/16 x 5/8 x 1/16")	1	2
10			T-Nut (5/16-18)	1	2
11	B	1140258-NLA	Bracket, Seat Support, Black - Right	1	1
7			NLA - Kit, Seat Support Bracket w/ Mounting Hardware - Left	1	1
8			Screw, Hex Head w/ Patch (5/16-18 x 5/8")	1	2
9			Washer, Flat (5/16 x 5/8 x 1/16")	1	2
10			T-Nut (5/16-18)	1	2
11			Bracket, Seat Support, Black - Left	1	1
12	C	1140259-NLA	NLA - Kit, Front/Rear Tie-Down Brackets Mounting Hardware	2	1
13			NLA - Screw, Hex Head (5/16-18 x 3/4")	1	4
14			Washer, Flat (5/16 x 5/8 x 1/16")	1	4
15			T-Nut (5/16-18)	1	4
16			Screw, Socket Head w/ Patch (5/16-18 x 1-3/4")	1	4
17			NLA - Screw, Socket Head (3/8-16 x 3/4")	1	2
18	D	1135963	Bracket, Battery Support, Black	1	1
19		1140260-NLA	NLA - Kit, Front Battery Support Bracket with Mounting Hardware	1	1
20			Bracket, Battery Support, Front, Black	1	1
21			Washer, Flat (5/16 x 5/8 x 1/16")	1	3
22			NLA - Screw, Hex Head w/ Patch (5/16-18 x 1/2")	1	3
NOTE: A - Includes items 2-6. This kit used when TRBKTS option is ordered. TRRO option uses the same retainer bracket with the addition of the WC/19 Compliance Warning Label attached B - Includes items 8-11 C - Includes items 13-17 D - Includes items 20-22					

# Base Frame Interface Hardware

## Formula CG Powered Seating w/ TRBKTS Option

TRRO/TRBKTS option Front and Rear Tie-Down Brackets are non-serviceable parts. Call Technical Services for assistance at 1-800-832-4707.

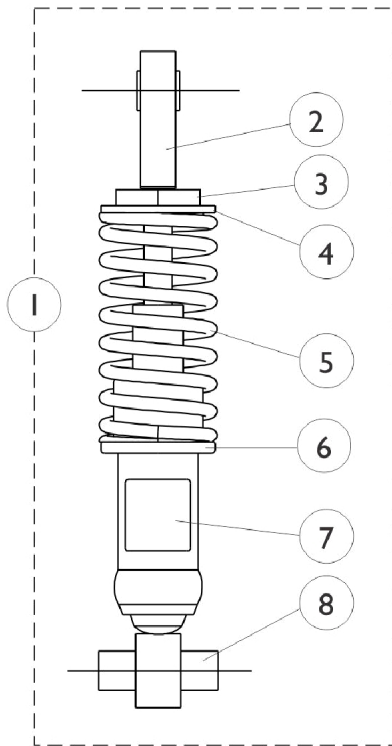


## Base Frame Interface Hardware

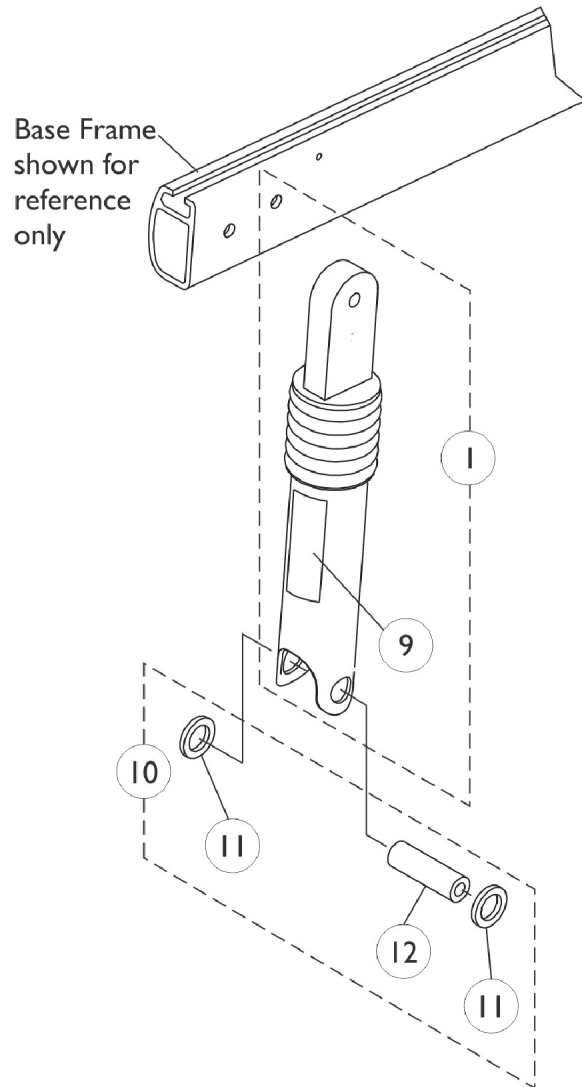
### Formula CG Powered Seating w/ TRBKTS Option

Item Number	Note	Part Number	Description	Quantity Per	
				Package	Assembly
1	A,D	1140263-NLA	NLA - Kit, Top Battery Support Bracket and Mounting Hardware	1	1
2			Bracket, Top Battery Support, Black	1	1
3			Washer, Flat (5/16 x 5/8 x 1/16")	1	7
4			Screw, Hex Head w/ Patch (5/16-18 x 5/8")	1	3
5			Screw, Hex Head w/ Patch (5/16-18 x 3/4")	1	4
6	B	1144766	T-Nut (5/16-18)	1	4
7		1140259-NLA	Bar, Clamping	1	2
8			NLA - Kit, Front/Rear Tie-Down Brackets Mounting Hardware	2	1
9			NLA - Screw, Hex Head (5/16-18 x 3/4")	1	4
10			Washer, Flat (5/16 x 5/8 x 1/16")	1	4
11	C	1135963	T-Nut (5/16-18)	1	4
12			Screw, Socket Head w/ Patch (5/16-18 x 1-3/4")	1	4
13			NLA - Screw, Socket Head (3/8-16 x 3/4")	1	2
14			Bracket, Battery Support, Black	1	1
15		1140260-NLA	NLA - Kit, Front Battery Support Bracket with Mounting Hardware	1	1
16			Bracket, Battery Support, Front, Black	1	1
17			Washer, Flat (5/16 x 5/8 x 1/16")	1	3
			NLA - Screw, Hex Head w/ Patch (5/16-18 x 1/2")	1	3
NOTE: A - Includes items 2-5. This kit is used for TRBKTS option for ADJASBA Non-Powered Seating and Formula CG Powered Seating Systems. Disregard the T-nuts contained in the kit when using for the Formula CG Systems. B - Includes items 8-12 C - Includes items 15-17 D - T-Nut not shown for a Formula CG System application.					

# Shock Absorbers



**Standard with Arrow & (RX After 10/8/06)  
and  
Optional with  
Torque SP, Torque SE, Torque 3  
And (RX Before 10/9/06)**



**Standard with  
Torque SP, Torque SE, Torque 3  
And (RX Before 10/9/06)**

## Shock Absorbers

Item Number	Note	Part Number	Description	Quantity Per	
				Package	Assembly
1	A,C,E	1104420	Shock Assembly, Non-Heavy Duty	1	1
1	A,D,E	1104421	Shock Assembly, Heavy Duty	1	1
1	G	1104817	Shock Assembly w/ Rubber Element	1	1
2		1041431	Shock Eyelet Assembly	1	1
3		1054481-NLA	NLA - Retainer, Shock Spring, Upper	1	1
4		1104415-NLA	NLA - Retainer, Shock Spring, Upper	1	1
5		1104413-NLA	NLA - Spring, Yellow, Non-Heavy Duty	1	1
5		1104414-NLA	NLA - Spring, Yellow, Heavy Duty	1	1
6		1104416-NLA	NLA - Retainer, Shock Spring, Lower	1	1
7		1104800-NLA	NLA - Decal, SD 300, Non-Heavy Duty	1	1
7		1104801-NLA	NLA - Decal, HD 400 Heavy Duty	1	1
8	F	1039659-NLA	NLA - Absorber, Shock	1	1
8		1039660	Shock Assembly, (RWD) Heavy Duty	1	1
9		1104812	Decal, SD 300 - Large	1	1
10	B	1104827	Hardware, Rubber Element Shock	2	1
11		1104445-NLA	NLA - Washer, Nylon (5/8 x 1 x 1/8")	1	4
12		1104847	Spacer (5/16 x 5/8 x 2")	1	2

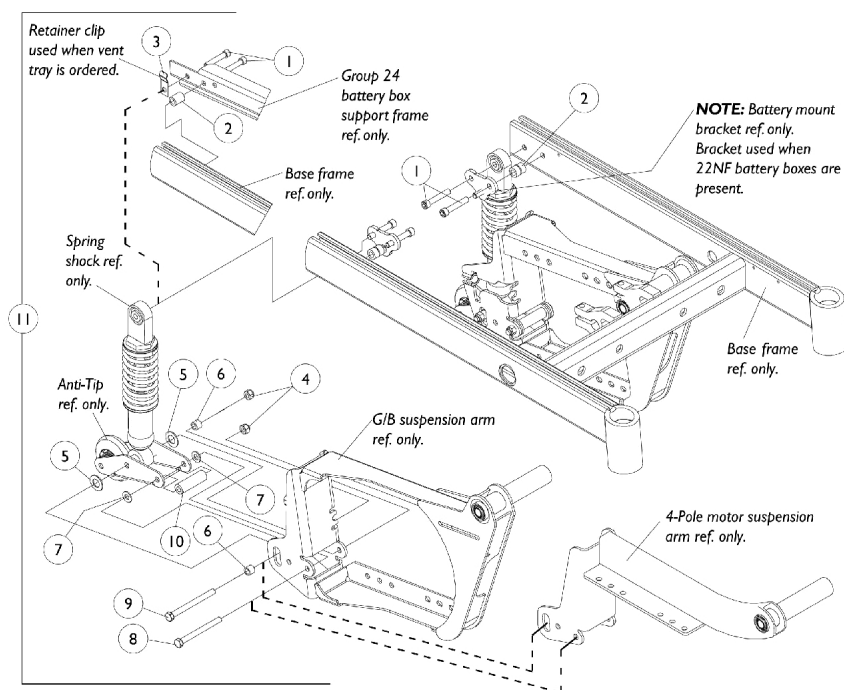
NOTE: A - Includes items 2 - 8.  
 B - Includes items 11-12 (Pair).  
 C - (300 Lb. Limit For Arrow), (300 Lb. Limit For RX Before 10/9/06) (300 Lb. Limit For Torque SE, Torque 3 and Torque SP)  
 D - (400 Lb. Limit For Arrow), (400 Lb. Limit For RX After 10/8/06) and (400 Lb. Limit For Torque SP Before 10/9/06).  
 E - Standard w/ Arrow & (RX After 10/8/06) and Optional w/ Torque SP, Torque SE, Torque 3 and (RX Before 10/9/06).  
 Weight limit remains 300 Lb.  
 F - No longer available, use Part Number 1039660 as its replacement.  
 G - Shock Assembly Includes Rubber Element and item #7 Decal part #1104800 also. Standard w/ Torque SP, Torque SE, Torque 3 and (RX Before 10/9/06)

NOTE: See shock suspension mounting hardware page to find shock absorber attaching hardware.

# Shock Suspension Mounting Hardware

## All Shock Absorbers

**NOTE:** Gearless/Brushless and 4-pole motor suspension arms use the same shock suspension mounting hardware.

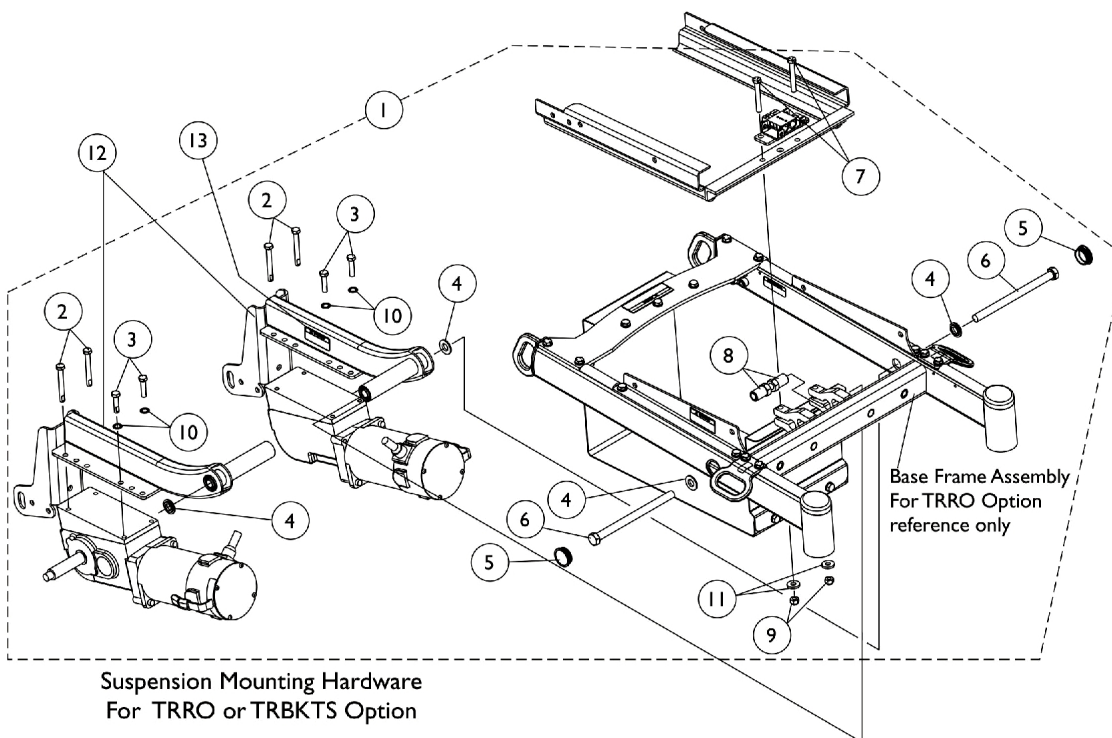
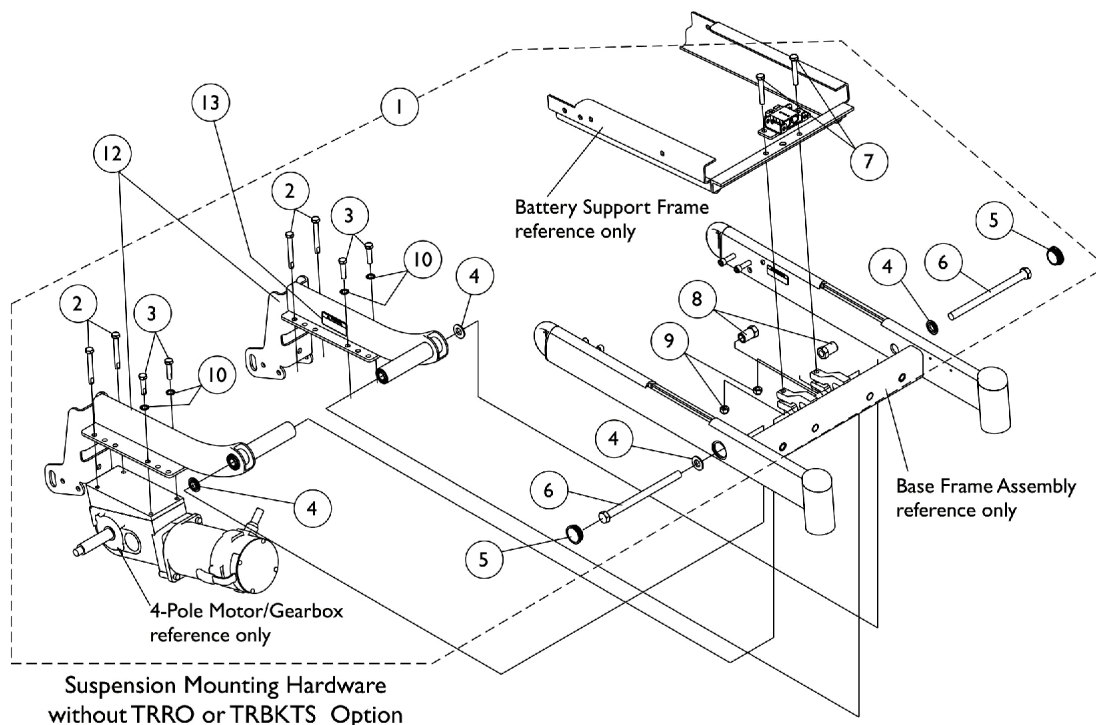


Item Number	Note	Part Number	Description	Quantity Per	
				Package	Assembly
1		1104845	Screw, Socket Head w/ Patch (5/16-18 x 1-3/4")	1	4
2	C	1104881	Spacer (3/8 x 5/8 x 3/4")	1	2
2	D	1039649-NLA	NLA - Spacer (3/8 x 5/8 x 25/32")	1	2
3		1049550-NLA	NLA - Clip, Retainer	1	2
4		1026158	Locknut (5/16-18)	1	4
5		1031673-NLA	NLA - Washer, Nylon (35/64 x 1 x 1/16")	1	4
6		1104856	Spacer (5/16 x 1/2 x 3/8")	1	4
7		1026032	Washer, Nylon (11/32 x 11/16 x 1/16")	1	4
8		1070397-NLA	NLA - Screw, Hex Head (5/16-18 x 3-1/4")	1	2
9		1105474-NLA	NLA - Screw, Hex Head (5/16-18 x 3-1/2")	1	2
10		1104847	Spacer (5/16 x 5/8 x 2")	1	2
11	A,C	1104868-NLA	NLA - Hardware, Shock Mounting	2	1
11	B,D	1105546-NLA	NLA - Hardware, Shock Mounting	2	1
<b>NOTE:</b> A - Includes items 1, 2 and 4-10 (Pair) B - Includes items 1-10 (Pair) C - For 22NF batteries and (Group 24 batteries without a vent tray) D - Group 24 batteries with a vent tray that is ordered with a Tarsys 2G Powered Seating System. Does not apply to Formula CG Powered Seating System					



# Suspension Arm and Mounting Hardware

## 4-Pole Motors (US and Canada Before 8/17/10)



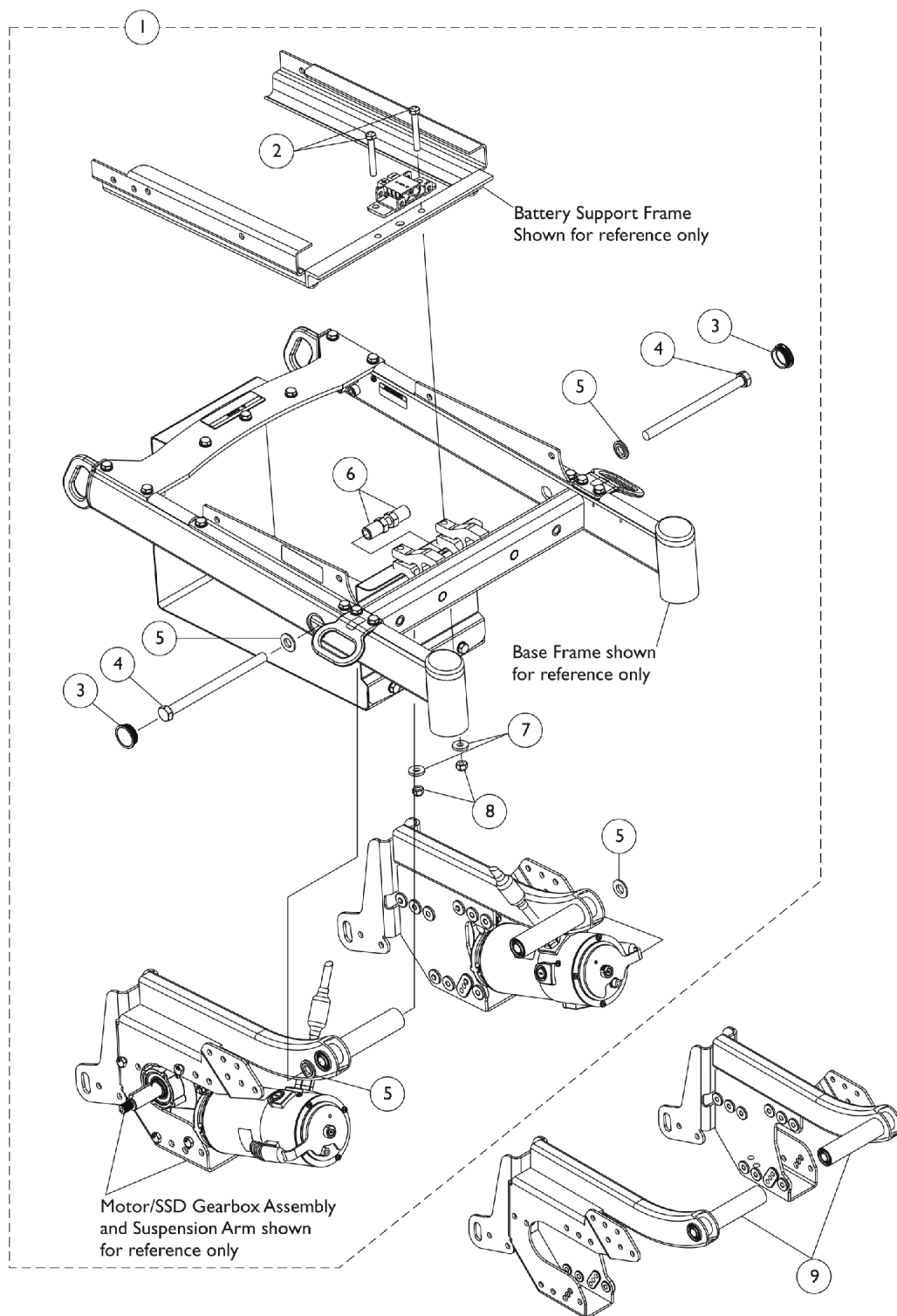
## Suspension Arm and Mounting Hardware 4-Pole Motors (US and Canada Before 8/17/10)

Item Number	Note	Part Number	Description	Quantity Per	
				Package	Assembly
1	A	1104828-NLA	NLA - Kit, Suspension Arm Mounting Hardware (Pair)	1	1
2			NLA - Screw, Hex Head w/ Patch (5/16-18 x 2-1/2")	1	4
3			Screw, Hex Head w/ Patch (5/16-18 x 1-1/4")	1	4
4			NLA - Washer (1/2" I.D. x 7/8" O.D.)	1	4
5			Plug Button, Headtube, Black	1	2
6			NLA - Screw, Hex Head (1/2-20 x 7")	1	2
7			NLA - Screw, Hex Head (5/16-18 x 2")	1	2
8			NLA - Nut, Shoulder (1/2-20)	1	2
9			Locknut (5/16-18)	1	2
10			NLA - Washer, Internal Tooth (M8)	1	4
1	B	1139435-NLA	NLA - Kit, Suspension Arm Mounting Hardware For TRRO/TRBKTS Option (Pair)	1	1
2			NLA - Screw, Hex Head w/ Patch (5/16-18 x 2-1/2")	1	4
3			Screw, Hex Head w/ Patch (5/16-18 x 1-1/4")	1	4
4			NLA - Washer (1/2" I.D. x 7/8" O.D.)	1	4
5			Plug Button, Headtube, Black	1	2
6			NLA - Screw, Hex Head (1/2-20 x 7")	1	2
7			NLA - Screw, Hex Head (5/16-18 x 2-1/4")	1	2
8			NLA - Nut, Shoulder (1/2-20)	1	2
9			Locknut (5/16-18)	1	2
10			NLA - Washer, Internal Tooth (M8)	1	4
11			Washer, Flat (21/64 x 53/64 x 7/64")	1	2
12		1104887-NLA	NLA - Kit, Suspension Arm w/ Warning Decal, Black - Right	1	1
12		1104888-NLA	NLA - Kit, Suspension Arm w/ Warning Decal, Black - Left	1	1
13		1053056-NLA	NLA - Decal, Warning	1	2
8	C	1142012	Nut, Hex Head Cap Shoulder (1/2-20)	1	2
NOTE: A - Includes items 2-10 B - Includes items 2-11 and used for TRRO/TRBKTS options C - Hex Head Cap Shoulder Nut part number 1142012 is used only when a Formula CG Elevate is ordered					

# Suspension Arm and Mounting Hardware

## 4-Pole Motors (US and Canada After 8/16/10)

Suspension Mounting Hardware is used for wheelchairs equipped with TRRO/TRBKTS option and wheelchairs without TRRO/TRBKTS option.



# Suspension Arm and Mounting Hardware

## 4-Pole Motors (US and Canada After 8/16/10)

Suspension Mounting Hardware is used for wheelchairs equipped with TRRO/TRBKTS option and wheelchairs without TRRO/TRBKTS option.

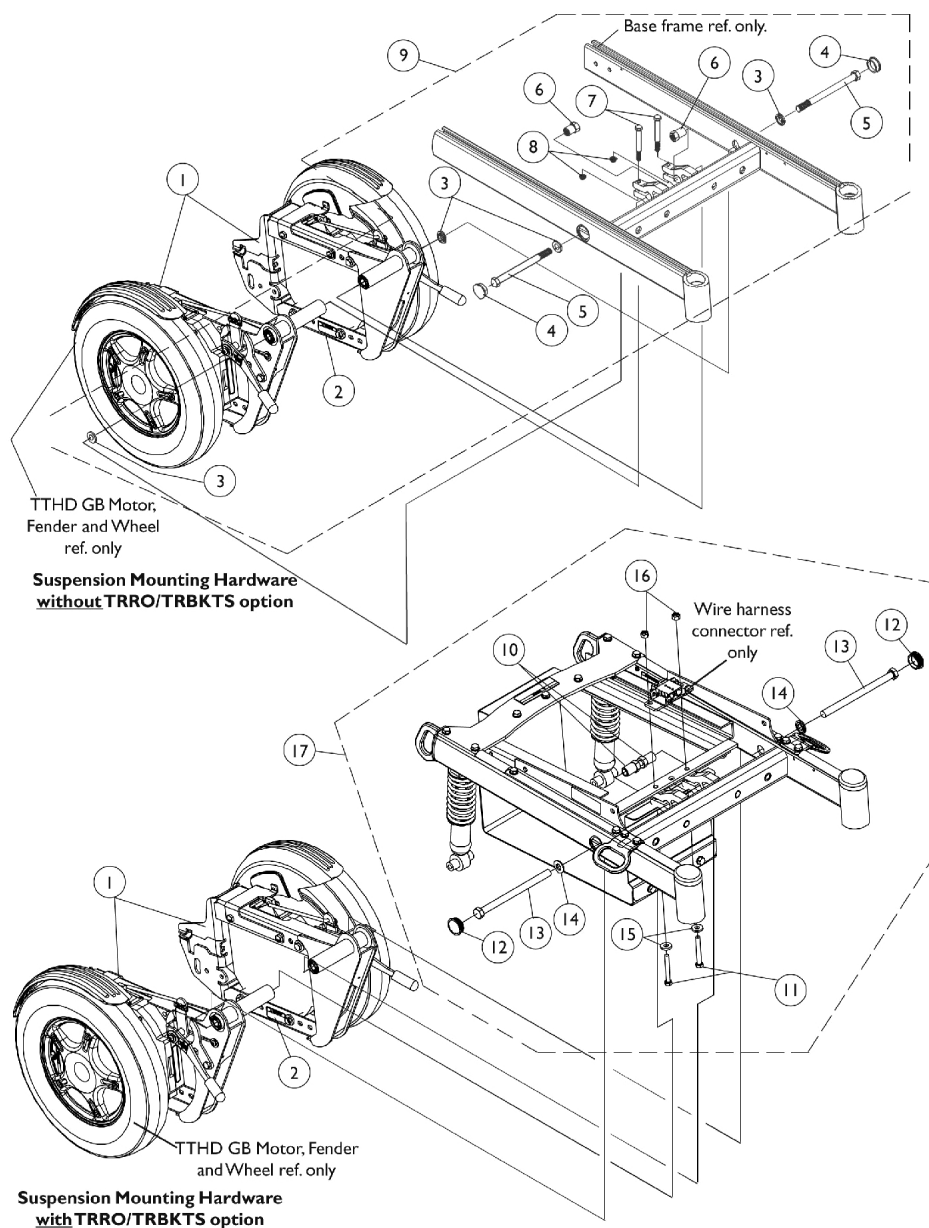
Item Number	Note	Part Number	Description	Quantity Per	
				Package	Assembly
1	A	1169668	Kit, Suspension Arm Mounting Hardware (Pair)	1	1
2			NLA - Screw, Hex Head (5/16-18 x 2-1/4")	1	2
3			Plug Button, Headtube, Black	1	2
4			NLA - Screw, Hex Head (1/2-20 x 7")	1	2
5			NLA - Washer (1/2" I.D. x 7/8" O.D.)	1	4
6			NLA - Nut, Shoulder (1/2-20)	1	2
7			Washer, Flat (21/64 x 53/64 x 7/64")	1	2
8			Locknut (5/16-18)	1	2
9	B	1169011	Suspension Arm Assembly, SSD, Black - Right	1	1
9		1169012	Suspension Arm Assembly, SSD, Black - Left	1	1
6		1142012	Nut, Hex Head Cap Shoulder (1/2-20)	1	2

NOTE: A - Includes items 2-8  
 B - Item #6 part number 1142012 Shoulder Nut is used only when a Formula CG Elevate is ordered.

# Suspension Arm and Mounting Hardware

## Gearless/ Brushless

**NOTE:** TrueTrack Heavy Duty (TTHD) Gearless/Brushless motors were introduced ON-chair to Storm Arrow models 2/6/03.



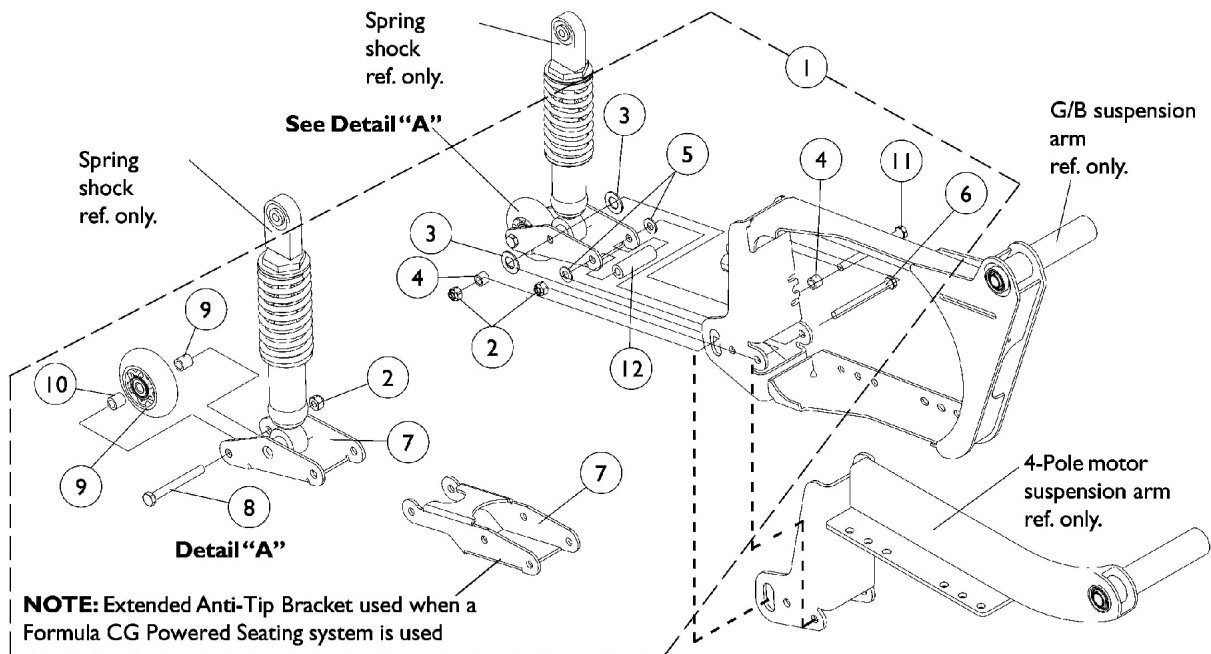
# Suspension Arm and Mounting Hardware

## Gearless/ Brushless

**NOTE: TrueTrack Heavy Duty (TTHD) Gearless/Brushless motors were introduced ON-chair to Storm Arrow models 2/6/03.**

Item Number	Note	Part Number	Description	Quantity Per	
				Package	Assembly
1		1115486	Kit, Suspension Arm with Warning Decal, Black - Right	1	1
1		1115487-NLA	NLA - Kit, Suspension Arm with Warning Decal, Black - Left	1	1
2		1053056-NLA	NLA - Decal, Warning	1	1
9	A	1078243-NLA	NLA - Kit, Suspension Arm Mounting Hardware	2	1
3			NLA - Washer (1/2" I.D. x 7/8" O.D.)	1	4
4			Plug Button, Headtube, Black	1	2
5			NLA - Screw, Hex Head (1/2-20 x 7")	1	2
6			NLA - Nut, Shoulder (1/2-20)	1	2
7			NLA - Screw, Hex Head (5/16-18 x 2")	1	2
8			Locknut (5/16-18)	1	2
17	B	1135971-NLA	NLA - Kit, Suspension Mounting Hardware For TRRO/TRBKTS Option	2	1
10			NLA - Nut, Shoulder (1/2-20)	1	2
11			NLA - Screw, Hex Head (5/16-18 x 2-1/4")	1	2
12			Plug Button, Headtube, Black	1	2
13			NLA - Screw, Hex Head (1/2-20 x 7")	1	2
14			NLA - Washer (1/2" I.D. x 7/8" O.D.)	1	2
15			Washer, Flat (21/64 x 53/64 x 7/64")	1	2
16			Locknut (5/16-18)	1	2
NOTE: A - Includes items 3-8 B - Includes items 10-16					

# 3" Anti-Tip Wheel Assembly All Models



## 3" Anti-Tip Wheel Assembly

### All Models

Item Number	Note	Part Number	Description	Quantity Per	
				Package	Assembly
1	A	1104811	Anti-Tip Wheel Assembly (Pair)	2	1
2			Locknut (5/16-18)	1	6
3			NLA - Washer, Nylon (35/64 x 1 x 1/16")	1	4
4			Spacer (5/16 x 1/2 x 3/8")	1	4
5			Washer, Nylon (11/32 x 11/16 x 1/16")	1	4
6			NLA - Screw, Hex Head (5/16-18 x 3-1/4")	1	2
7			NLA - Bracket, Anti-Tipper, Black	1	2
8			Screw, Hex Head (5/16-18 x 2-3/4")	1	2
9			Wheel Assembly (3" x 1")	1	2
10			Spacer (5/16 x 1/2 x 1/2")	1	4
11			NLA - Screw, Hex Head (5/16-18 x 3-1/2)	1	2
12			Spacer (5/16 x 5/8 x 2")	1	2
1	A	1143792	Kit, Anti-Tip Wheel Assembly (Pair) (For Formula CG Powered Seating Only)	2	1
2			Locknut (5/16-18)	1	6
3			NLA - Washer, Nylon (35/64 x 1 x 1/16")	1	4
4			Spacer (5/16 x 1/2 x 3/8")	1	4
5			Washer, Nylon (11/32 x 11/16 x 1/16")	1	4
6			NLA - Screw, Hex Head (5/16-18 x 3-1/4")	1	2
7			Bracket, Anti-Tipper Extension, Black	1	2
8			Screw, Hex Head (5/16-18 x 2-3/4")	1	2
9			Wheel Assembly (3" x 1")	1	2
10			Spacer (5/16 x 1/2 x 1/2")	1	4
11			NLA - Screw, Hex Head (5/16-18 x 3-1/2)	1	2
12			Spacer (5/16 x 5/8 x 2")	1	2
9		1101757	Wheel Assembly (3" x 1")	1	2

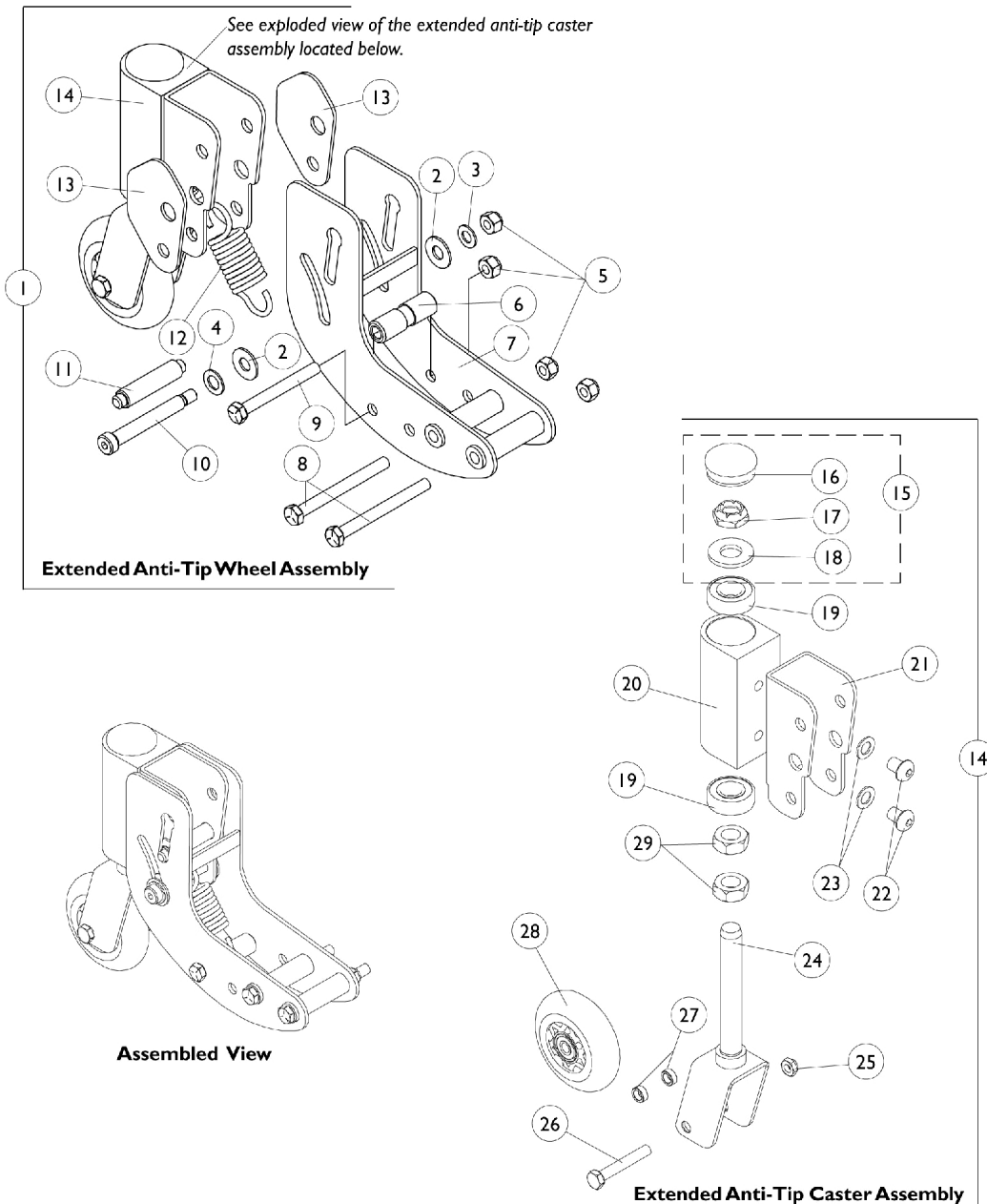
NOTE: A - Includes items 2-12 (Pair)



# Extended Anti-Tip Wheel Assembly

**NOTE:** Extended anti-tip wheels are standard on all 2nd Generation Powered Seating Systems ordered with a vent tray and optional for all other configurations. Extended Anti-Tippers are optional for all Formula CG Powered Seating including when a vent tray is ordered. Field retrofitable to spring shock suspension systems only.

**NOTE:** Extended anti-tip wheel assembly components made for 3G storm bases ordered with vent trays and Gearless/Brushless motors between 3/01/01 - 04/14/02 are NLA, see item 1 for an extended anti-tip wheel assembly kit.



## Extended Anti-Tip Wheel Assembly

**NOTE:** Extended anti-tip wheels are standard on all 2nd Generation Powered Seating Systems ordered with a vent tray and optional for all other configurations. Extended Anti-Tippers are optional for all Formula CG Powered Seating including when a vent tray is ordered. Field retrofitable to spring shock suspension systems only.

**NOTE:** Extended anti-tip wheel assembly components made for 3G storm bases ordered with vent trays and Gearless/Brushless motors between 3/01/01 - 04/14/02 are NLA, see item 1 for an extended anti-tip wheel assembly kit.

Item Number	Note	Part Number	Description	Quantity Per	
				Package	Assembly
1	A	1110930-NLA	NLA - Kit, Extended Anti-Tip Assembly w/ Instruction Sheet (Pair)	2	1
2		1012371	Washer, Nylon (3/8 x 7/8 x 1/16")	1	2
3		1025704	Washer, Flat (5/16 x 5/8 x 1/16")	1	1
4		1065214	Washer, Flat (3/8 x 11/16 x 1/16")	1	1
5		1026158	Locknut (5/16-18)	1	4
6		1109184	Spacer, Grooved, Black (5/16 x 5/8 x 2")	1	1
7	D	1108575-NLA	NLA - Bracket, 3G Anti-Tip, Black	1	1
8		1070397-NLA	NLA - Screw, Hex Head (5/16-18 x 3-1/4")	1	2
9		1042486	Screw, Hex Head (5/16-18 x 2-3/4")	1	1
10		1070411-NLA	NLA - Bolt, Shoulder (3/8 x 2-1/2")	1	1
11		1111713	Pin, Idle	1	1
12		1108574-NLA	NLA - Spring, Extension (1 x 3" L)	1	1
13		1111866-NLA	NLA - Spacer, Anti-Tip	1	2
14	B	1108578-NLA	NLA - Extended Anti-Tip Caster Assembly	1	1
15		1057949	Hardware, Fork Stem	1	1
16		1056739	Plug Button, Head Tube, Black	1	1
17		1028550	Locknut (5/8-18)	1	1
18		1041444	Washer, Nylon (5/8 x 1-5/16 x 1/8")	1	1
19		40117X006	Bearing (5/8")	1	2
20		1108583-NLA	NLA - Headtube, Anti-Tip, Black	1	1
21		1109185-NLA	NLA - Bracket, Headtube Mounting, Black	1	1
22		1104748-NLA	NLA - Screw, Socket Button Head w/ Patch (3/8-16 x 1/2")	1	2
23		1065214	Washer, Flat (3/8 x 11/16 x 1/16")	1	2
24		1109186-NLA	NLA - Fork (3" Caster)	1	1
25		1025730	Locknut (5/16-24)	1	1
26		1031891	Screw, Hex Head (5/16-24 x 2")	1	1
27		47183X047	Spacer (5/16 x 1/2 x 3/16")	1	2
28		1101757	Wheel Assembly (3" x 1")	1	1
29		1109558-NLA	NLA - Nut, Hex Jam (5/8-18)	1	2
	C,E	1110515-NLA	NLA - Instruction Sheet, Extended Anti-Tip Assembly Kit	1	1

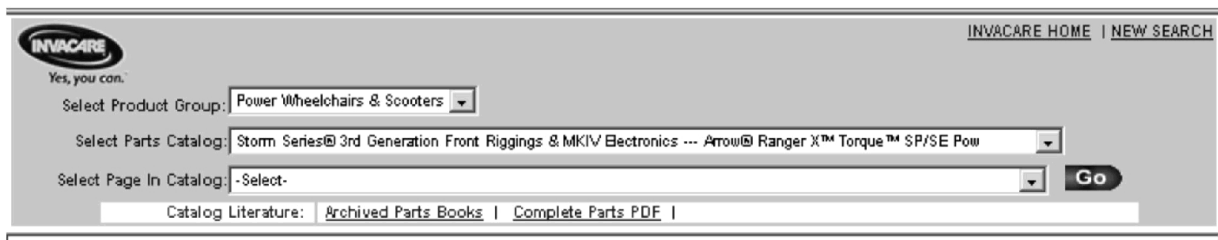
**NOTE:** A - Includes items 2-14  
 B - Includes items 16-29 (Per Side)  
 C - Not Shown.  
 D - No longer available as a service part, use Item 1 (1110930) as a replacement.  
 E - Item is no longer available from the Invacare Service Parts Department. Refer to the Invacare Website under "Product Literature Search". Enter the part number in the "Keywords" field and download a free PDF version copy.

# Front Rigging

If you are looking for **Front Riggings** in the Storm Series® Arrow®, Ranger X™ and Torque™ SP/SE/3 3rd Generation Parts Catalog,  
The parts catalog information is now divided into three separate catalogs.

## Web Page

The Front Rigging information can be found on the Invacare web page by selecting “Storm Series® 3rd Generation Front Riggings & MKIV Electronics” in the “Select Parts Catalog” drop down



The screenshot shows the Invacare website's product selection interface. At the top left is the Invacare logo with the tagline "Yes, you can." At the top right are links for "INVACARE HOME" and "NEW SEARCH". Below the logo, there are three dropdown menus: "Select Product Group:" with "Power Wheelchairs & Scooters" selected, "Select Parts Catalog:" with "Storm Series® 3rd Generation Front Riggings & MKIV Electronics --- Arrow® Ranger X™ Torque™ SP/SE Pow" selected, and "Select Page In Catalog:" with "-Select-" selected. To the right of these menus is a "Go" button. Below the dropdowns is a "Catalog Literature:" section with links for "Archived Parts Books" and "Complete Parts PDF".

## Printed Catalog

The Front Riggings information can be found in printed copy at our Literature Fulfillment Center listed under form # 06-100 and titled “Storm Series® 3rd Generation Front Riggings & MKIV Electronics”.

# Motor/Gearbox Assembly Reference Chart

## MKIV Electronics (4-Pole Before 10/9/06) & (GB Before 5/22/07)

### 4-Pole Motor and Gearbox Assemblies

Model and Side	Before 2/6/03	2/6/03-1/25/04 and (2/6/03-3/14/04 For VA Gov't Orders)	1/26/04-10/8/06 and (3/15/04-10/8/06 For VA Gov't Orders)
Storm Arrow (HD) (4-Pole Motor/Gearbox)	Optional	Optional	N/A
-Right	1104825 See Note(s) E, A	1104825 See Note(s) A, E	N/A
-Left	1104826 See Note(s) A, E	1104826 See Note(s) E, A	N/A
Storm RX (4-Pole Motor/Gearbox)	Standard	Standard	Standard
-Right	1104823 See Note(s) E, C	1104823 See Note(s) E, C	1104823 See Note(s) C, E
-Left	1104824 See Note(s) E, C	1104824 See Note(s) E, C	1104824 See Note(s) E, C
"ALL" Torque SP's without (PERF) (4-Pole Motor/Gearbox)	Standard	Standard	Standard
-Right	1104825 See Note(s) C, E	1104825 See Note(s) C, E	1104825 See Note(s) E, C
-Left	1104826 See Note(s) E, C	1104826 See Note(s) C, E	1104826 See Note(s) C, E
Torque SP with (PERF) (4-Pole Motor/Gearbox)	Optional	Optional	Optional
-Right	1104823 See Note(s) B, E	1104823 See Note(s) E, B	1104823 See Note(s) B, E
-Left	1104824 See Note(s) E, B	1104824 See Note(s) E, B	1104824 See Note(s) B, E
NOTE: A - Used for (301-400HD) weight limits B - Performance package (PERF) offered on a Torque SP provides a 6.5 MPH rating and 300 lb. weight limit C - Used for (U300) weight limit models E - As of May 2008, the Metal Motor End Cap will be replaced with a Composite Motor End Cap. The change does not affect form, fit, function or aesthetics.			

# Motor/Gearbox Assembly Reference Chart

## MKIV Electronics (4-Pole Before 10/9/06) & (GB Before 5/22/07)

### New - GB Non-Heavy Duty & Heavy Duty (HD) TrueTrack Motors

Model Number and Side	Before 2/6/03	2/6/03-1/25/04 and (2/6/03-3/14/04 For VA Gov't Orders)	1/26/04-5/21/07 and (3/15/04-5/21/07 For VA Gov't Orders)
Storm Arrow	TRUTK (Non-Heavy Duty) Standard	TRUTK (Non-Heavy Duty) Standard	TTHD (Heavy Duty) Standard
-Right	See Note See Note(s) E, E1	See Note See Note(s) E1, E	1153335-NLA See Note(s) A, A1, C
-Right w/ Wheel Lock	N/A	N/A	1153648-NLA See Note(s) B, B1
-Left	See Note See Note(s) E1, E	See Note See Note(s) E, E1	1153336-NLA See Note(s) D, A, A1
-Left w/ Wheel Lock	N/A	N/A	1153649-NLA See Note(s) B1, B
Storm Arrow	N/A	TTHD (Heavy Duty) Optional	N/A
-Right	N/A	1153335-NLA See Note(s) A1, A, C	N/A
-Right w/ Wheel Lock	N/A	1153648-NLA See Note(s) B, B1	N/A
-Left	N/A	1153336-NLA See Note(s) A1, A, D	N/A
-Left w/ Wheel Lock	N/A	1153649-NLA See Note(s) B1, B	N/A
Storm RX	TRUTK (Non-Heavy Duty) Optional	TRUTK (Non-Heavy Duty) Optional	TRUTK (Heavy Duty) Optional
-Right	See Note See Note(s) E1, E	See Note See Note(s) E1, E	1153335-NLA See Note(s) C, A, A1
-Right w/ Wheel Lock	N/A	N/A	1153648-NLA See Note(s) B, B1
-Left	See Note See Note(s) E1, E	See Note See Note(s) E1, E	1153336-NLA See Note(s) A1, A, D
-Left w/ Wheel Lock	N/A	N/A	See Note See Note(s) B, B1
Torque SP	TRUTK (Non-Heavy Duty) Optional	TRUTK (Non-Heavy Duty) Optional	TRUTK (Heavy Duty) Optional
-Right	See Note See Note(s) E, E1	See Note See Note(s) E1, E	1153335-NLA See Note(s) A, C, A1
-Right w/ Wheel Lock	N/A	N/A	1153648-NLA See Note(s) B, B1
-Left	See Note See Note(s) E, E1	See Note See Note(s) E1, E	1153336-NLA See Note(s) A, D, A1
-Left w/ Wheel Lock	N/A	N/A	1153649-NLA See Note(s) B, B1

## **Motor/Gearbox Assembly Reference Chart**

### **MKIV Electronics (4-Pole Before 10/9/06) & (GB Before 5/22/07)**

NOTE: A - Kit includes a GB HD Motor, Brake Lever Hardware and (Controller Gasket Connector kit). The brake release mechanism was revised 10/29/07 eliminating the torsion spring, adding a bellville washer and

A1 - stop plate to limit travel of the brake lever to prevent permanent damage to the motor. The Controller Gasket Connector was introduced 10/26/07 and attaches to the controller motor cables. Instruction sheets included also.

B - Kit includes a GB HD Motor, Brake Lever Hardware, (Controller Gasket Connector kit) and

B1 - a revised Wheel Lock with longer mounting screws. Revised Wheel Lock used for chairs made before 10/29/07 equipped with Wheel Locks. The new Stop Plate and revised Wheel Lock now share the same mounting holes on the Suspension Arm

C - For chairs manufactured before 1/1/06 a RT. Suspension Arm Kit part #1153679 is required in addition to a motor assembly. Refer to the Suspension Arm Kits chart

D - For chairs manufactured before 1/1/06 a LT. Suspension Arm Kit part #1153680 is required in addition to a motor assembly. Refer to the Suspension Arm Kits chart

E - Part is no longer available as a service part. The Customer will need to upgrade to Heavy Duty TrueTrack GB Motors. A new upgraded Base Only with MK6i Electronics must be ordered through the Equipment Configurator. If the Customer

E1 - has MKIV Electronics on the wheelchair with power seating then a whole new base and power seating is required.

NOTE: GB motors were not available with the Arrow (301-401HD) user weight selection until 1/26/04 when the TTHD GB motors covered all Arrow user weight limits STANDARD. NOTE: GB motors were not available with the Torque SP (301-351 TQHD) user weight selection until 1/26/04 when the user weight limit was raised to 400 Lbs.

# Motor/Gearbox Assembly Reference Chart

## MKIV Electronics (4-Pole Before 10/9/06) & (GB Before 5/22/07)

### Warranty Replacement or Reconditioned - GB Non-Heavy Duty & Heavy Duty (HD) TrueTrack Motors

Model Number and Side	Before 2/6/03	2/6/03-1/25/04 and (2/6/03-3/14/04 For VA Gov't Orders)	1/26/04-5/21/07 and (3/15/04-5/21/07 For VA Gov't Orders)
Storm Arrow	TRUTK (Non-Heavy Duty) Standard	TRUTK (Non-Heavy Duty) Standard	TTHD (Heavy Duty) Standard
-Right WARR RPLMT	N/A	N/A	1123235E-NLA See Note(s) F
-Right Reconditioned	See Note See Note(s) H, H1	See Note See Note(s) H, H1	1153335E See Note(s) E, C, A1, A, G
-Right WARR RPLMT w/ Wheel Lock	N/A	N/A	1153648E-NLA See Note(s) G, E, B1, B
-Left WARR RPLMT	N/A	N/A	1123234E-NLA See Note(s) F
-Left Reconditioned	See Note See Note(s) H1, H	See Note See Note(s) H, H1	1153336E See Note(s) A, A1, D, E, G
-Left WARR RPLMT w/ Wheel Lock	N/A	N/A	1153649E-NLA See Note(s) B1, B, G, E
Storm Arrow	N/A	TTHD (Heavy Duty) Optional	N/A
-Right WARR RPLMT	N/A	1123235E-NLA See Note(s) F	N/A
-Right WARR RPLMT	N/A	1153335E See Note(s) A1, A, C, E, G	N/A
-Right WARR RPLMT w/ Wheel Lock	N/A	1153648E-NLA See Note(s) G, B1, E, B	N/A
-Left WARR RPLMT	N/A	1123234E-NLA See Note(s) F	N/A
-Left WARR RPLMT	N/A	1153336E See Note(s) G, A, A1, D, E	N/A
-Left WARR RPLMT w/ Wheel Lock	N/A	1153649E-NLA See Note(s) G, E, B, B1	N/A
Storm RX	TRUTK (Non-Heavy Duty) Optional	TRUTK (Non-Heavy Duty) Optional	TRUTK (Heavy Duty) Optional
-Right WARR RPLMT	N/A	N/A	1123235E-NLA See Note(s) F
-Right Reconditioned	See Note See Note(s) H1, H	See Note See Note(s) H, H1	1153335E See Note(s) C, A1, A, E, G
-Right WARR RPLMT w/ Wheel Lock	N/A	N/A	1153648E-NLA See Note(s) E, B, B1, G
-Left WARR RPLMT	N/A	N/A	1123234E-NLA See Note(s) F
-Left Reconditioned	See Note See Note(s) H1, H	See Note See Note(s) H, H1	1153336E See Note(s) A, A1, D, E, G
-Left WARR RPLMT w/ Wheel Lock	N/A	N/A	1153649E-NLA See Note(s) E, B, B1, G

# Motor/Gearbox Assembly Reference Chart

## MKIV Electronics (4-Pole Before 10/9/06) & (GB Before 5/22/07)

### Warranty Replacement or Reconditioned - GB Non-Heavy Duty & Heavy Duty (HD) TrueTrack Motors

Model Number and Side	Before 2/6/03	2/6/03-1/25/04 and (2/6/03-3/14/04 For VA Gov't Orders)	1/26/04-5/21/07 and (3/15/04-5/21/07 For VA Gov't Orders)
Torque SP	TRUTK (Non-Heavy Duty) Optional	TRUTK (Non-Heavy Duty) Optional	TRUTK (Heavy Duty) Optional
-Right WARR RPLMT	N/A	N/A	1123235E-NLA See Note(s) F
-Right Reconditioned	See Note See Note(s) H, H1	See Note See Note(s) H, H1	1153335E See Note(s) G, A1, A, E, C
-Right WARR RPLMT w/ Wheel Lock	N/A	N/A	1153648E-NLA See Note(s) G, E, B1, B
-Left WARR RPLMT	N/A	N/A	1123234E-NLA See Note(s) F
-Left Reconditioned	See Note See Note(s) H1, H	See Note See Note(s) H, H1	1153336E See Note(s) A, A1, D, E, G
-Left WARR RPLMT w/ Wheel Lock	N/A	N/A	1153649E-NLA See Note(s) E, B, B1, G

NOTE: A - Kit includes a GB HD Motor, Brake Lever Hardware and (Controller Gasket Connector kit). The brake release mechanism was revised 10/29/07 eliminating the torsion spring, adding a bellville washer and  
A1 - stop plate to limit travel of the brake lever to prevent permanent damage to the motor. The Controller Gasket Connector was introduced 10/26/07 and attaches to the controller motor cables. Instruction sheets included also.  
B - Kit includes a a GB HD Motor, Brake Lever Hardware, (Controller Gasket Connector kit) and  
B1 - a revised Wheel Lock with longer mounting screws. Revised Wheel Lock used for chairs made before 10/29/07 equipped with Wheel Locks. The new Stop Plate and revised Wheel Lock now share the same mounting holes on the Suspension Arm  
C - For chairs manufactured before 1/1/06 a RT. Suspension Arm Kit part #1153679 is required in addition to a motor assembly. Refer to the Suspension Arm Kits chart  
D - For chairs manufactured before 1/1/06 a LT. Suspension Arm Kit part #1153680 is required in addition to a motor assembly. Refer to the Suspension Arm Kits chart  
E - Additional hardware is not required. Motors include a Controller Gasket Connector Kit and instruction sheets.  
F - For use on chairs with serial number series 07H and before.  
G - For use on chairs with serial number series 07I and after.  
H - Part is no longer available as a service part. The Customer will need to upgrade to Heavy Duty TrueTrack GB Motors. A new upgraded Base Only with MK6i Electronics must be ordered through the Equipment Configurator. If the Customer  
H1 - has MKIV Electronics on the wheelchair with power seating then a whole new base and power seating is required.

NOTE: GB motors were not available with the Arrow (301-401HD) user weight selection until 1/26/04 when the TTHD GB motors covered all Arrow user weight limits STANDARD. NOTE: GB motors were not available with the Torque SP (301-351 TQHD) user weight selection until 1/26/04 when the user weight limit was raised to 400 Lbs.



# Motor/Gearbox Assembly Reference Chart

## MKIV Electronics (4-Pole Before 10/9/06) & (GB Before 5/22/07)

### Suspension Arm and Hardware Kits

Suspension Arm Kits are ordered in "addition" to Motor Kit part numbers 1153335, 1153335E, 1153336 or 1153336E for chairs manufactured before 1/1/06

Side	Part Number
-Right	1153679-NLA See Note(s) A
-Left	1153680 See Note(s) A
NOTE: A - Suspension Arm Kits will include the suspension arm, instruction sheet and mounting hardware for the motor, wheel, brake lever and fender. The new suspension arm will have the holes necessary to accept the brake lever stop plate	

# Motor/Gearbox Assembly Reference Chart

## For MK6i Electronics (4-Pole After 10/8/06) & (GB After 5/21/07)

### 4-Pole Motor and Gearbox Assemblies (US and Canada 10/09/06 - 8/16/10)

Model and Side	Part Number
Storm RX & Torque SE (4-Pole Motor/Gearbox)	Storm RX (Std.) (400 Lb. Wgt. Limit) & Torque SE (Std. Thru 4/8/07, see PERF After 4/8/07) (300 Lb. Wgt. Limit)
-Right	1144777
-Right	1153667-NLA See Note(s) B
-Left	1144778
-Left	1153668-NLA See Note(s) B
Storm Torque 3 (4-Pole Motor/Gearbox)	Standard (300 Lb. Weight Limit)
-Right	1152617
-Right	1153669-NLA See Note(s) B
-Left	1152618
-Left	1153670 See Note(s) B
Torque SP with (PERF) (4-Pole Motor/Gearbox)	Standard (300 Lb. Weight Limit)
-Right	1144775-NLA See Note(s) A
-Right	1153665-NLA See Note(s) B
-Left	1144776-NLA See Note(s) A
-Left	1153666-NLA See Note(s) B
Torque SE with (PERF) (4-Pole Motor/Gearbox)	(Optional Thru 4/8/07 & Std. After 4/8/07) (300 Lb. Weight Limit)
-Right	1144775-NLA See Note(s) A
-Left	1144776-NLA See Note(s) A
NOTE: A - Performance package (PERF) provides a 6.5 MPH rating with (300 Lb. weight Limit) B - Motors with a ferrite bead attached are used when a Formula CG Powered Seating System is ordered with smart actuators (SMTACTS). Torque SE models do not use smart actuators (SMTACTS) Torque SE introduced 11/15/06, Torque 3 introduced 12/19/07	

# Motor/Gearbox Assembly Reference Chart

## For MK6i Electronics (4-Pole After 10/8/06) & (GB After 5/21/07)

### 4-Pole Motor and SSD Gearbox Assemblies (US and Canada After 8/16/10)

**NOTE: Brake Lever is "not" included with the 4-Pole Motor and SSD Gearbox Assembly. Must be ordered separately.**

Model and Side	Part Number
Storm RX (4-Pole Motor/SSD Gearbox)	Storm RX (Std.) (400 Lb. Wgt. Limit)
-Right	1169182-NLA See Note(s) B
-Left	1169183-NLA See Note(s) B
Storm Torque 3 (4-Pole Motor/SSD Gearbox)	Standard (300 Lb. Weight Limit)
-Right (Before 8/30/17)	1169638-NLA See Note(s) C, B
-Left (Before 8/30/17)	1169639-NLA See Note(s) B, D
-Right (After 8/29/17)	1195940
-Left (After 8/29/17)	1195941
Torque SP with (PERF) (4-Pole Motor/SSD Gearbox)	Standard (300 Lb. Weight Limit)
-Right (Before 8/30/17)	1169643-NLA See Note(s) B, A, E
-Left (Before 8/30/17)	1169644-NLA See Note(s) F, B, A
-Right (After 8/29/17)	1195942
-Left (After 8/29/17)	1195943
NOTE: A - Performance package (PERF) provides a 6.5 MPH rating with (300 Lb. weight Limit) B - Before placing an order, it is recommended to call Invacare's Technical Service Department at (1-800-832-4707) to verify if the Motor, SSD Gearbox or the Motor/SSD Gearbox Assembly is needed. C - No Longer Available. For replacement order part #1195940 dated After 8/29/17. D - No Longer Available. For replacement order part #1195941 dated After 8/29/17. E - No Longer Available. For replacement order part #1195942 dated After 8/29/17. F - No Longer Available. For replacement order part #1195943 dated After 8/29/17.	

# Motor/Gearbox Assembly Reference Chart

## For MK6i Electronics (4-Pole After 10/8/06) & (GB After 5/21/07)

### New - GB Heavy Duty (HD) TrueTrack Motors

Model and Side	Part Number
Storm Arrow	Storm Arrow (Std.) (300 Lb. & 400 Lb. Weight Limits)
-Right	1153335-NLA See Note(s) A, A1
-Right w/ Wheel Lock	1153648-NLA See Note(s) B1, B
-Left	1153336-NLA See Note(s) A1, A
-Left w/ Wheel Lock	1153649-NLA See Note(s) B1, B
Storm RX	Storm RX (Optional) (400 Lb. Weight Limit)
-Right	1153335-NLA See Note(s) A, A1
-Right w/ Wheel Lock	1153648-NLA See Note(s) B1, B
-Left	1153336-NLA See Note(s) A, A1
-Left w/ Wheel Lock	1153649-NLA See Note(s) B, B1
Torque SP/SE	(Optional) (300 Lb. Weight Limit)
-Right	1153335-NLA See Note(s) A, A1
-Right w/ Wheel Lock	1153648-NLA See Note(s) B1, B
-Left	1153336-NLA See Note(s) A1, A
-Left w/ Wheel Lock	1153649-NLA See Note(s) B, B1
Torque 3	(Optional) (300 Lb. Weight Limit)
-Right	1153335-NLA See Note(s) A1, A
-Left	1153336-NLA See Note(s) A, A1

NOTE: A - Kit includes a GB HD Motor, Brake Lever Hardware and (Controller Motor Gasket Connector kit). The brake release mechanism was revised 10/29/07 eliminating the torsion spring, adding a bellville washer and  
A1 - stop plate to limit travel of the brake lever to prevent permanent damage to the motor. The Motor Gasket Connector was introduced 10/26/07 and attaches to the controller motor cables. Instruction sheets included also.  
B - Kit includes a GB HD Motor, Brake Lever Hardware, (Controller Motor Gasket Connector kit) and  
B1 - a revised Wheel Lock with longer mounting screws. Revised Wheel Lock used for chairs made before 10/29/07 equipped with Wheel Locks. The new Stop Plate and revised Wheel Lock now share the same mounting holes on the Suspension Arm

# Motor/Gearbox Assembly Reference Chart

## For MK6i Electronics (4-Pole After 10/8/06) & (GB After 5/21/07)

**Warranty Replacement or Reconditioned - GB Heavy Duty (HD) TrueTrack Motors**

Model and Side	Part Number
Storm Arrow	Storm Arrow (Std.) (300 Lb. & 400 Lb. Weight Limits)
-Right WARR RPLMT	1123235E-NLA See Note(s) D
-Right Reconditioned	1153335E See Note(s) C, A, E, A1
-Right WARR RPLMT w/ Wheel Lock	1153648E-NLA See Note(s) B1, E, C, B
-Left WARR RPLMT	1123234E-NLA See Note(s) D
-Left Reconditioned	1153336E See Note(s) A, A1, E, C
-Left WARR RPLMT w/ Wheel Lock	1153649E-NLA See Note(s) E, C, B, B1
Storm RX	Storm RX (Optional) (400 Lb. Weight Limit)
-Right WARR RPLMT	1123235E-NLA See Note(s) D
-Right Reconditioned	1153335E See Note(s) E, A1, C, A
-Right WARR RPLMT w/ Wheel Lock	1153648E-NLA See Note(s) B1, B, C, E
-Left WARR RPLMT	1123234E-NLA See Note(s) D
-Left Reconditioned	1153336E See Note(s) C, E, A, A1
-Left WARR RPLMT w/ Wheel Lock	1153649E-NLA See Note(s) B1, E, B, C
Torque SP/SE	(Optional) (300 Lb. Weight Limit)
-Right WARR RPLMT	1123235E-NLA See Note(s) D
-Right Reconditioned	1153335E See Note(s) E, A1, C, A
-Right WARR RPLMT w/ Wheel Lock	1153648E-NLA See Note(s) B1, B, C, E
-Left WARR RPLMT	1123234E-NLA See Note(s) D
-Left Reconditioned	1153336E See Note(s) C, E, A, A1
-Left WARR RPLMT w/ Wheel Lock	1153649E-NLA See Note(s) E, C, B, B1
Torque 3	(Optional) (300 Lb. Weight Limit)
-Right WARR RPLMT	1123235E-NLA See Note(s) D
-Right Reconditioned	1153335E See Note(s) A1, A, E, C

# Motor/Gearbox Assembly Reference Chart

## For MK6i Electronics (4-Pole After 10/8/06) & (GB After 5/21/07)

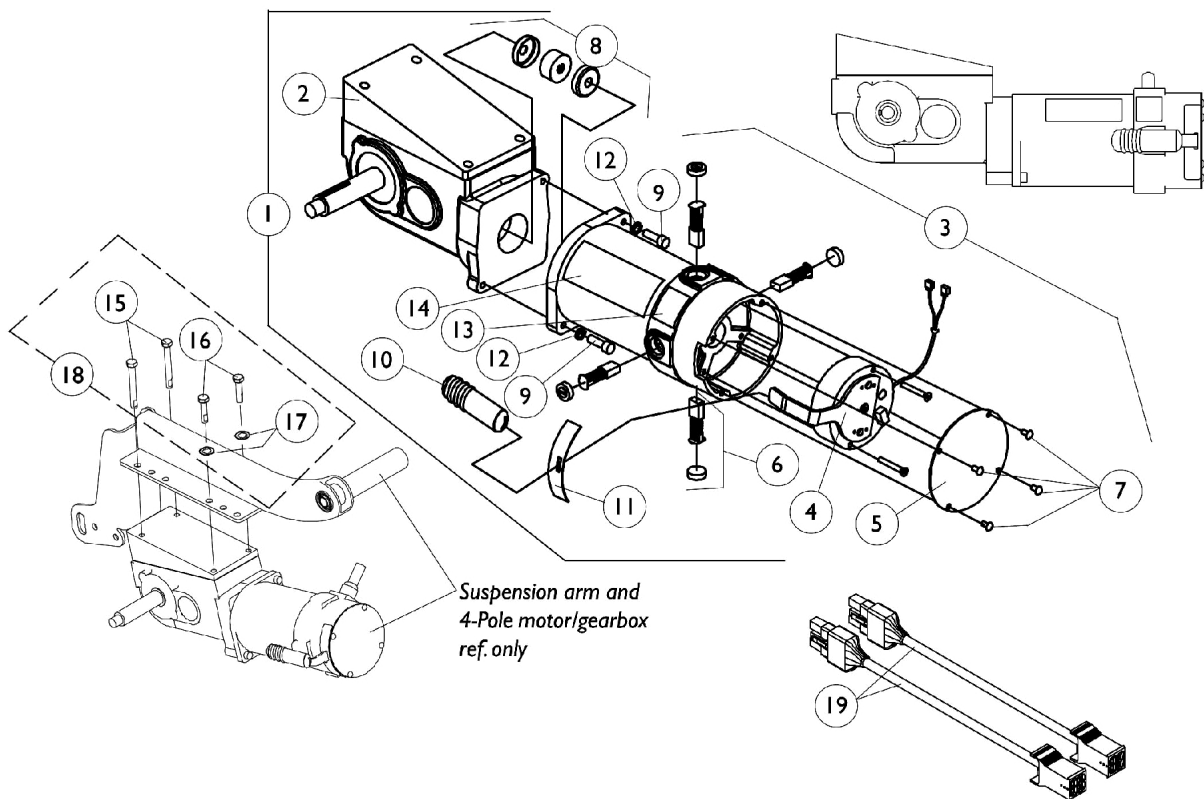
### Warranty Replacement or Reconditioned - GB Heavy Duty (HD) TrueTrack Motors

Model and Side	Part Number
-Left WARR RPLMT	1123234E-NLA See Note(s) D
-Left Reconditioned	1153336E See Note(s) E, A1, C, A
<p>NOTE: A - Kit includes a GB HD Motor, Brake Lever Hardware and (Controller Motor Gasket Connector kit). The brake release mechanism was revised 10/29/07 eliminating the torsion spring, adding a bellville washer and</p> <p>A1 - stop plate to limit travel of the brake lever to prevent permanent damage to the motor. The Motor Gasket Connector was introduced 10/26/07 and attaches to the controller motor cables. Instruction sheets included also.</p> <p>B - Kit includes a GB HD Motor, Brake Lever Hardware, (Controller Motor Gasket Connector kit) and</p> <p>B1 - a revised Wheel Lock with longer mounting screws. Revised Wheel Lock used for chairs made before 10/29/07 equipped with Wheel Locks. The new Stop Plate and revised Wheel Lock now share the same mounting holes on the Suspension Arm</p> <p>C - Additional hardware is not required. Motors include a Controller Gasket Connector Kit and instruction sheets.</p> <p>D - For use on chairs with serial number series 07H and before</p> <p>E - For use on chairs with serial number series 07I and after</p>	

# 4-Pole Motors and Gearboxes

## For MKIV Electronics Before 10/9/06

**NOTE:** 4-Pole motors are standard on Ranger X, all Torque SP weight limits and available on Arrow (301-400HD) models.



## 4-Pole Motors and Gearboxes

### For MKIV Electronics Before 10/9/06

**NOTE: 4-Pole motors are standard on Ranger X, all Torque SP weight limits and available on Arrow (301-400HD) models.**

#### Ranger X and Torque SP w/ (PERF)

Item Number	Description	Ranger X and Torque SP w/ (PERF) Right Side	Ranger X and Torque SP w/ (PERF) Left Side
		See Note(s) B	See Note(s) B
1.	Motor/ Gearbox	1104823 See Note(s) G	1104824 See Note(s) G
2.	Gear Box	1086223 See Note(s) E	1086224-NLA See Note(s) E
3.	Motor Assembly with Decals See Note(s) A	1104869-NLA	1104870-NLA
4.	Brake Repair Kit	1070294-NLA See Note(s) I	1070295-NLA See Note(s) I
5.	Brake Cover with Screws	1104402-NLA	1104402-NLA
6.	Brushes w/ Caps	1070296-NLA See Note(s) H	1070296-NLA See Note(s) H
7.	Screw, SHC (8-32 x 1/4")	See Item 5	See Item 5
8.	Coupling w/ Cup (1" Diameter)	5165204-NLA See Note(s) C	5165204-NLA See Note(s) C
8.	Coupling w/ Cup (1-5/16" Diameter)	50000X007-NLA See Note(s) D	50000X007-NLA See Note(s) D
9. See Note(s) C	Screw, SHC (1/4-20 x 1-1/8")	1043594 See Note(s) E	1043594 See Note(s) E
9.	Screw, SHC (M6 x 1 x 20MM)	1108978 See Note(s) E	1108978 See Note(s) E
10.	Cap, Brake Lever End	1101725	1101725
11.	Slotted Plate	1082985-NLA	1082985-NLA
12.	Lockwasher (1/4 x 1/2 x 1/16")	10502X001-NLA	10502X001-NLA
13.	Decal, Drive/Push	1104797	1104797
14.	Decal, 3200 RPM	1104798-NLA	1104798-NLA
15.	Screw, HHC w/ Patch (5/16-18 x 2-1/2")	1043628-NLA	1043628-NLA
16.	Screw, HHC w/ Patch (5/16-18 x 1-1/4")	1104257	1104257
17. See Note(s) j	Washer, Lock Internal Tooth (M8)	1023263-NLA See Note(s) j	1023263-NLA See Note(s) j
18.	Motor Mounting Hardware (Per Side)	1104894-NLA	1104894-NLA
19.	Harness, Motor Cable Extension	1143143-NLA See Note(s) F	1143143-NLA See Note(s) F



## 4-Pole Motors and Gearboxes

### For MKIV Electronics Before 10/9/06

**NOTE: 4-Pole motors are standard on Ranger X, all Torque SP weight limits and available on Arrow (301-400HD) models.**

#### Ranger X and Torque SP w/ (PERF)

Item Number	Description	Ranger X and Torque SP w/ (PERF) Right Side  See Note(s) B	Ranger X and Torque SP w/ (PERF) Left Side  See Note(s) B
Not Shown	Instruction Sheet, Decal Application	1104913	1104913
<p><b>NOTE:</b> A - Decal application instruction sheet is included.  B - Performance package (PERF) offered on a TorqueSP provides a 6.5 MPH rating.  C - Coupling with Cup for chairs manufactured before 11/12/01 - use part # 50000X007 as this part's replacement.  D - After 11/11/01 Coupling with Cup was resized from approximately 1" to 1-5/16" diameter and can be used as a direct replacement for part number 5165204  E - When a new gearbox or mounting screws are ordered, (2 ea.) metric and (2 ea.) non-metric screws (item 9) must be ordered. Invacare Corp. utilizes alternate suppliers for this part number.  F - Motor Extension Cables are used only when a Retrofit Seating System Kit is ordered with MK6i upgraded electronics  G - As of May 2008, the Metal Motor End Cap will be replaced with a Composite Motor End Cap. The change does not affect form, fit, function or aesthetics.  H - Kit Includes (4) Brushes, (4) Brush Caps and Instruction Sheet.  I - Use existing screws when installing the Brake Repair Kit. The Motor Brake Mounting Screws are not saleable.  j - Part #1023263 is no longer available as a service part individually. See item 18 part #1104894 as a replacement.</p>			

## 4-Pole Motors and Gearboxes

### For MKIV Electronics Before 10/9/06

**NOTE: 4-Pole motors are standard on Ranger X, all Torque SP weight limits and available on Arrow (301-400HD) models.**

**Arrow HD and ALL Torque SP's Except Torque SP w/ (PERF)**

Item Number	Description	Arrow HD and All Torque SP's Except Torque SP w/ (PERF) Right Side	Arrow HD and All Torque SP's Except Torque SP w/ (PERF) Left Side
		See Note(s) B	See Note(s) B
1.	Motor/ Gearbox	1104825 See Note(s) G	1104826 See Note(s) G
2.	Gear Box	1086225-NLA See Note(s) E	1086226-NLA See Note(s) E
3.	Motor Assembly with Decals See Note(s) A	1104869-NLA	1104870-NLA
4.	Brake Repair Kit	1070294-NLA See Note(s) I	1070295-NLA See Note(s) I
5.	Brake Cover with Screws	1104402-NLA	1104402-NLA
6.	Brushes w/ Caps	1070296 See Note(s) H	1070296 See Note(s) H
7.	Screw, SHC (8-32 x 1/4")	See Item 5	See Item 5
8.	Coupling w/ Cup (1" Diameter)	5165204-NLA See Note(s) C	5165204-NLA See Note(s) C
8.	Coupling w/ Cup (1-5/16" Diameter)	50000X007-NLA See Note(s) D	50000X007-NLA See Note(s) D
9.	Screw, SHC (1/4-20 x 1-1/8")	1043594 See Note(s) E	1043594 See Note(s) E
9.	Screw, SHC (M6 x 1 x 20MM)	1108978 See Note(s) E	1108978 See Note(s) E
10.	Cap, Brake Lever End	1101725	1101725
11.	Slotted Plate	1082985-NLA	1082985-NLA
12.	Lockwasher (1/4 x 1/2 x 1/16")	10502X001-NLA	10502X001-NLA
13.	Decal, Drive/Push	1104797	1104797
14.	Decal, 3200 RPM	1104798-NLA	1104798-NLA
15.	Screw, HHC w/ Patch (5/16-18 x 2-1/2")	1043628-NLA	1043628-NLA
16.	Screw, HHC w/ Patch (5/16-18 x 1-1/4")	1104257	1104257
17. See Note(s) j	Washer, Lock Internal Tooth (M8)	1023263-NLA See Note(s) j	1023263-NLA See Note(s) j
18.	Motor Mounting Hardware (Per Side)	1104894-NLA	1104894-NLA

## 4-Pole Motors and Gearboxes

### For MKIV Electronics Before 10/9/06

**NOTE: 4-Pole motors are standard on Ranger X, all Torque SP weight limits and available on Arrow (301-400HD) models.**

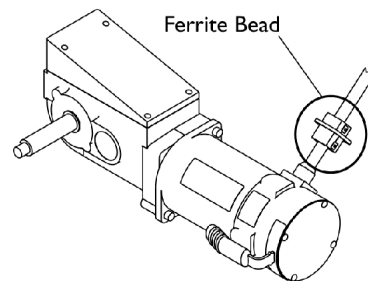
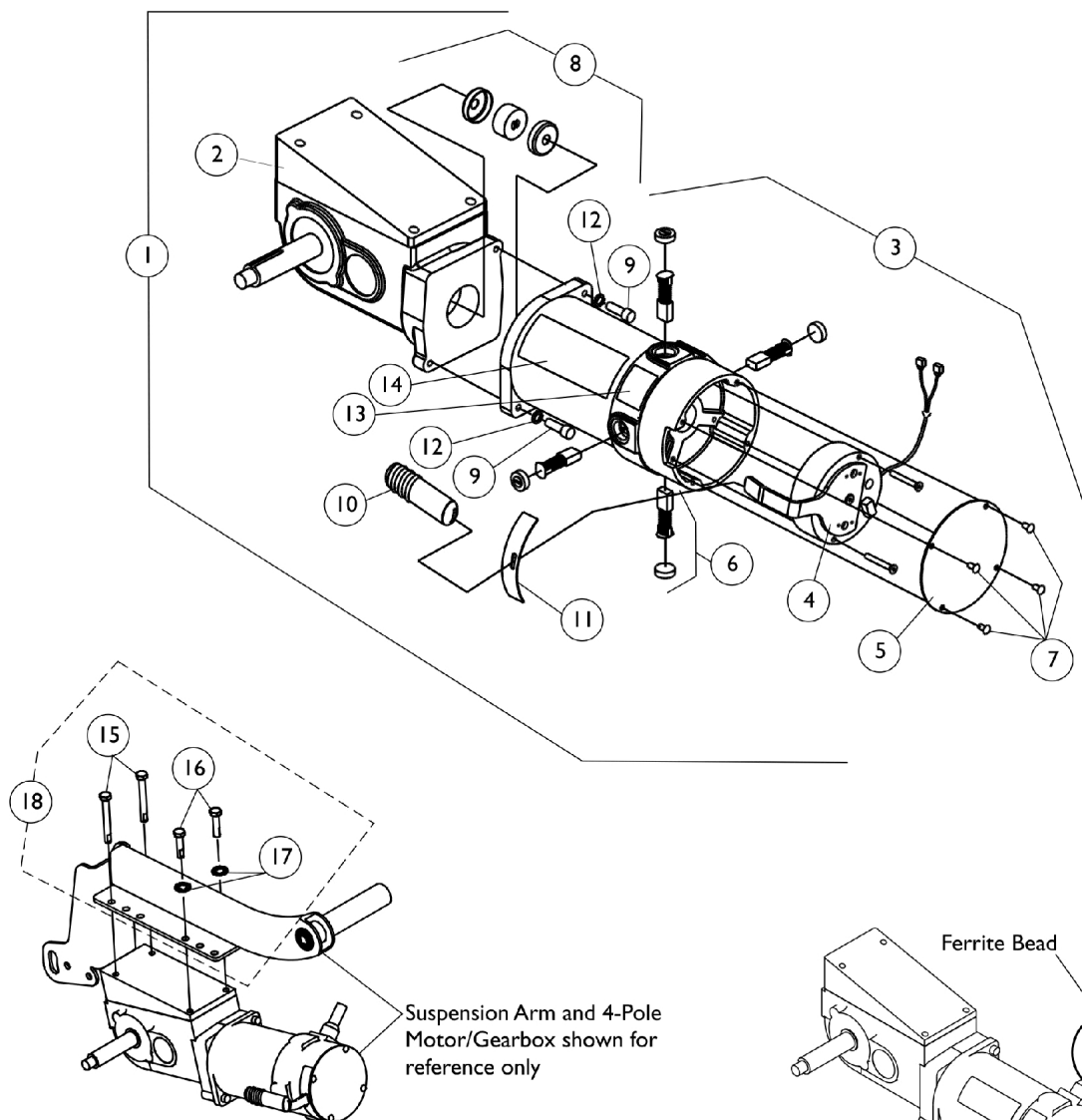
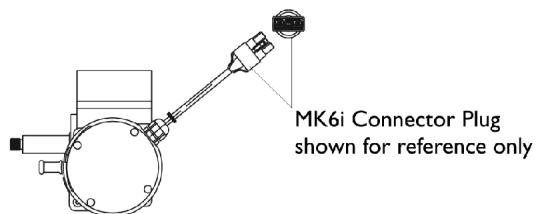
**Arrow HD and ALL Torque SP's Except Torque SP w/ (PERF)**

Item Number	Description	Arrow HD and All Torque SP's Except Torque SP w/ (PERF) Right Side  See Note(s) B	Arrow HD and All Torque SP's Except Torque SP w/ (PERF) Left Side  See Note(s) B
19.	Harness, Motor Cable Extension	1143143-NLA See Note(s) F	1143143-NLA See Note(s) F
Not Shown	Instruction Sheet, Decal Application	1104913	1104913

NOTE: A - Decal application instruction sheet is included.  
 B - Performance package (PERF) offered on a TorqueSP provides a 6.5 MPH rating.  
 C - Coupling with Cup for chairs manufactured before 11/12/01 - Use part # 50000X007 as this part's replacement.  
 D - After 11/11/01 Coupling with Cup was resized from approximately 1" to 1-5/16" diameter and can be used as a direct replacement for part number 5165204  
 E - When a new gearbox or mounting screws are ordered, (2 ea.) metric and (2 ea.) non-metric screws (item 9) must be ordered. Invacare Corp. utilizes alternate suppliers for this part number.  
 F - Motor Extension Cables are used only when a Retrofit Seating System Kit is ordered with MK6i upgraded electronics  
 G - As of May 2008, the Metal Motor End Cap will be replaced with a Composite Motor End Cap. The change does not affect form, fit, function or aesthetics.  
 H - Kit includes (4) Brushes, (4) Brush Caps and Instruction Sheet.  
 I - Use existing screws when installing the Brake Repair Kit. The Motor Brake Mounting Screws are not saleable.  
 j - Part #1023263 is no longer available as a service part individually. See item 18 part #1104894 as a replacement.

# 4-Pole Motors and Gearboxes For MK6i Electronics

## For MK6i Electronics (US and Canada 10/09/06 - 8/16/10)



Motor/Gearbox with a Ferrite Bead

# 4-Pole Motors and Gearboxes For MK6i Electronics

For MK6i Electronics (US and Canada 10/09/06 - 8/16/10)

Torque SP w/ (PERF) (Std.) & Torque SE (Optional Thru 4/8/07, Std. After 4/8/07)

Item Number	Description	(PERF) Torque SP (Standard) & Torque SE (Optional Thru 4/8/07, Std. After 4/8/07) Right Side	(PERF) Torque SP (Standard) & Torque SE (Optional Thru 4/8/07, Std. After 4/8/07) Left Side
		See Note(s) B	See Note(s) B
1.	Motor/ Gearbox	1144775-NLA	1144776-NLA
1.	Motor/ Gearbox with Ferrite Bead	1153665-NLA See Note(s) D	1153666-NLA See Note(s) D
2.	Gear Box	1086223 See Note(s) C	1086224-NLA See Note(s) C
3.	Motor Assembly with Decals See Note(s) A	1145482	1145483
3.	Motor Assembly with Decals and Ferrite Bead	1153671-NLA See Note(s) D	1153672-NLA See Note(s) D
4. See Note(s) F	Brake Repair Kit	1070294-NLA See Note(s) F	1070295-NLA See Note(s) F
5.	Brake Cover with Screws	1104402-NLA	1104402-NLA
6.	Brushes w/ Caps	1070296-NLA See Note(s) E	1070296-NLA See Note(s) E
7.	Screw, SHC (8-32 x 1/4")	See Item 5	See Item 5
8.	Coupling w/ Cup (1-5/16" Diameter)	50000X007-NLA	50000X007-NLA
9.	Screw, SHC (1/4-20 x 1-1/8")	1043594 See Note(s) C	1043594 See Note(s) C
9.	Screw, SHC (M6 x 1 x 20MM)	1108978 See Note(s) C	1108978 See Note(s) C
10.	Cap, Brake Lever End	1101725	1101725
11.	Slotted Plate	1082985-NLA	1082985-NLA
12.	Lockwasher (1/4 x 1/2 x 1/16")	10502X001-NLA	10502X001-NLA
13.	Decal, Drive/Push	1104797	1104797
14.	Decal, 3200 RPM	1104798-NLA	1104798-NLA
15.	Screw, HHC w/ Patch (5/16-18 x 2-1/2")	1043628-NLA	1043628-NLA
16.	Screw, HHC w/ Patch (5/16-18 x 1-1/4")	1104257	1104257
17. See Note(s) G	Washer, Lock Internal Tooth (M8)	1023263-NLA See Note(s) G	1023263-NLA See Note(s) G
18.	Motor Mounting Hardware (Per Side)	1104894-NLA	1104894-NLA
Not Shown	Instruction Sheet, Decal Application	1104913	1104913

## 4-Pole Motors and Gearboxes For MK6i Electronics

### For MK6i Electronics (US and Canada 10/09/06 - 8/16/10)

NOTE: A - Decal application instruction sheet is included.  
B - Performance package (PERF) offered on a TorqueSP & Torque SE provides a 6.5 MPH rating.  
C - When a new gearbox or mounting screws are ordered, (2 ea.) metric and (2 ea.) non-metric screws (item 9) must be ordered. Invacare Corp. utilizes alternate suppliers for this part number.  
D - Motors with a ferrite bead attached are used when a Formula CG Powered Seating System is ordered with smart actuators (SMTACTS). The ferrite bead is a non-serviceable item.  
E - Kit includes (4) Brushes, (4) Brush Caps and Instruction Sheet.  
F - Use existing screws when installing the Brake Repair Kit. The Motor Brake Mounting Screws are not saleable.  
G - Part #1023263 is no longer available as a service part individually. See item 18 part #1104894 as a replacement.

# 4-Pole Motors and Gearboxes For MK6i Electronics

For MK6i Electronics (US and Canada 10/09/06 - 8/16/10)

Ranger X (Std.) (400 Lb. Limit) & Torque SE (Std. Thru 4/8/07, see PERF After 4/8/07)  
(300 Lb. Limit)

Item Number	Description	Ranger X (Std.) (400 Lb. Limit) & Torque SE (Std. Thru 4/8/07, see PERF After 4/8/07) (300 Lb. Limit) Right Side	Ranger X (Std.) (400 Lb. Limit) & Torque SE (Std. Thru 4/8/07, see PERF After 4/8/07) (300 Lb. Limit) Left Side
1.	Motor/ Gearbox	1144777	1144778
1.	Motor/ Gearbox with Ferrite Bead	1153667-NLA See Note(s) C	1153668-NLA See Note(s) C
2.	Gear Box	1086225-NLA See Note(s) B	1086226-NLA See Note(s) B
3.	Motor Assembly with Decals See Note(s) A	1145482	1145483
3.	Motor Assembly with Decals and Ferrite Bead See Note(s) A	1153671-NLA See Note(s) C	1153672-NLA See Note(s) C
4.	Brake Repair Kit	1070294-NLA See Note(s) E	1070295-NLA See Note(s) E
5.	Brake Cover with Screws	1104402-NLA	1104402-NLA
6.	Brushes w/ Caps	1070296-NLA See Note(s) D	1070296-NLA See Note(s) D
7.	Screw, SHC (8-32 x 1/4")	See Item 5	See Item 5
8.	Coupling w/ Cup (1-5/16" Diameter)	50000X007-NLA	50000X007-NLA
9.	Screw, SHC (1/4-20 x 1-1/8")	1043594 See Note(s) B	1043594 See Note(s) B
9.	Screw, SHC (M6 x 1 x 20MM)	1108978 See Note(s) B	1108978 See Note(s) B
10.	Cap, Brake Lever End	1101725	1101725
11.	Slotted Plate	1082985-NLA	1082985-NLA
12.	Lockwasher (1/4 x 1/2 x 1/16")	10502X001-NLA	10502X001-NLA
13.	Decal, Drive/Push	1104797	1104797
14.	Decal, 3200 RPM	1104798-NLA	1104798-NLA
15.	Screw, HHC w/ Patch (5/16-18 x 2-1/2")	1043628-NLA	1043628-NLA
16.	Screw, HHC w/ Patch (5/16-18 x 1-1/4")	1104257	1104257
17. See Note(s) F	Washer, Lock Internal Tooth (M8)	1023263-NLA See Note(s) F	1023263-NLA See Note(s) F

# 4-Pole Motors and Gearboxes For MK6i Electronics

For MK6i Electronics (US and Canada 10/09/06 - 8/16/10)

Ranger X (Std.) (400 Lb. Limit) & Torque SE (Std. Thru 4/8/07, see PERF After 4/8/07)  
(300 Lb. Limit)

Item Number	Description	Ranger X (Std.) (400 Lb. Limit) & Torque SE (Std. Thru 4/8/07, see PERF After 4/8/07) (300 Lb. Limit) Right Side	Ranger X (Std.) (400 Lb. Limit) & Torque SE (Std. Thru 4/8/07, see PERF After 4/8/07) (300 Lb. Limit) Left Side
18.	Motor Mounting Hardware (Per Side)	1104894-NLA	1104894-NLA
Not Shown	Instruction Sheet, Decal Application	1104913	1104913
NOTE: A - Decal application instruction sheet is included. B - When a new gearbox or mounting screws are ordered, (2 ea.) metric and (2 ea.) non-metric screws (item 9) must be ordered. Invacare Corp. utilizes alternate suppliers for this part number. C - Motors with a ferrite bead attached are used when a Formula CG Powered Seating System is ordered with smart actuators (SMTACTS). Torque SE models do not use smart actuators. The ferrite bead is a non-serviceable item. D - Kit includes (4) Brushes, (4) Brush Caps and Instruction Sheet. E - Use existing screws when installing the Brake Repair Kit. The Motor Brake Mounting Screws are not saleable. F - Part #1023263 is no longer available as a service part individually. See item 18 part #1104894 as a replacement. Torque SE introduced 11/15/06			



# 4-Pole Motors and Gearboxes For MK6i Electronics

## For MK6i Electronics (US and Canada 10/09/06 - 8/16/10)

### Torque 3 (Std.)

Item Number	Description	Torque 3 (Std.) (300 Lb. Limit) Right Side	Torque 3 (Std.) (300 Lb. Limit) Left Side
1.	Motor/ Gearbox	1152617	1152618
1.	Motor/ Gearbox with Ferrite Bead	1153669-NLA See Note(s) C	1153670 See Note(s) C
2.	Gear Box	N/A See Note(s) E	N/A See Note(s) E
3.	Motor Assembly with Decals See Note(s) A	1145482	1145483
3.	Motor Assembly with Decals and Ferrite Bead See Note(s) A	1153671-NLA See Note(s) C	1153672-NLA See Note(s) C
4.	Brake Repair Kit	1070294-NLA See Note(s) F	1070295-NLA See Note(s) F
5.	Brake Cover with Screws	1104402-NLA	1104402-NLA
6.	Brushes w/ Caps	1070296-NLA See Note(s) D	1070296-NLA See Note(s) D
7.	Screw, SHC (8-32 x 1/4")	See Item 5	See Item 5
8.	Coupling w/ Cup (1-5/16" Diameter)	50000X007-NLA	50000X007-NLA
9.	Screw, SHC (1/4-20 x 1-1/8")	1043594 See Note(s) B	1043594 See Note(s) B
9.	Screw, SHC (M6 x 1 x 20MM)	1108978 See Note(s) B	1108978 See Note(s) B
10.	Cap, Brake Lever End	1101725	1101725
11.	Slotted Plate	1082985-NLA	1082985-NLA
12.	Lockwasher (1/4 x 1/2 x 1/16")	10502X001-NLA	10502X001-NLA
13.	Decal, Drive/Push	1104797	1104797
14.	Decal, 3200 RPM	1104798-NLA	1104798-NLA
15.	Screw, HHC w/ Patch (5/16-18 x 2-1/2")	1043628-NLA	1043628-NLA
16.	Screw, HHC w/ Patch (5/16-18 x 1-1/4")	1104257	1104257
17. See Note(s) G	Washer, Lock Internal Tooth (M8)	1023263-NLA See Note(s) G	1023263-NLA See Note(s) G
18.	Motor Mounting Hardware (Per Side)	1104894-NLA	1104894-NLA
Not Shown	Instruction Sheet, Decal Application	1104913	1104913

## 4-Pole Motors and Gearboxes For MK6i Electronics

### For MK6i Electronics (US and Canada 10/09/06 - 8/16/10)

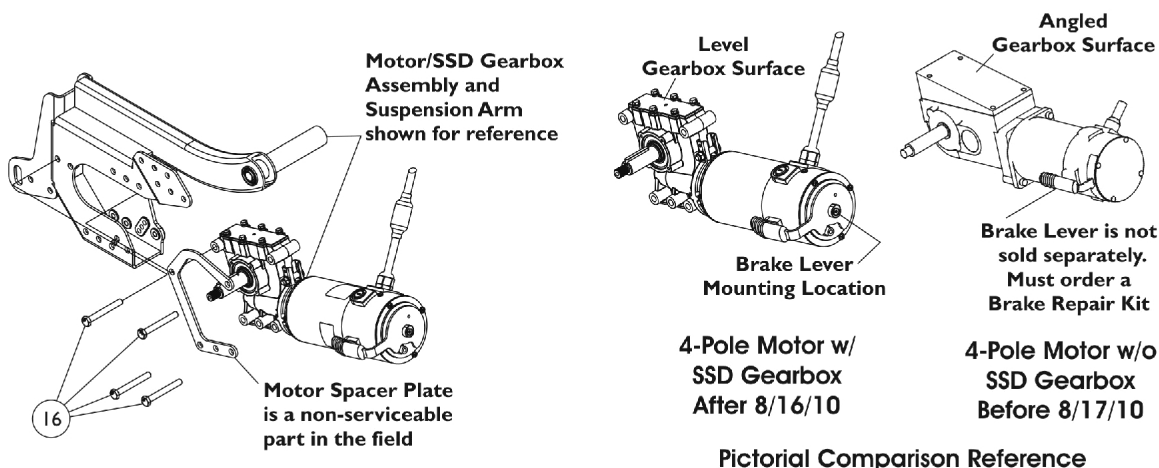
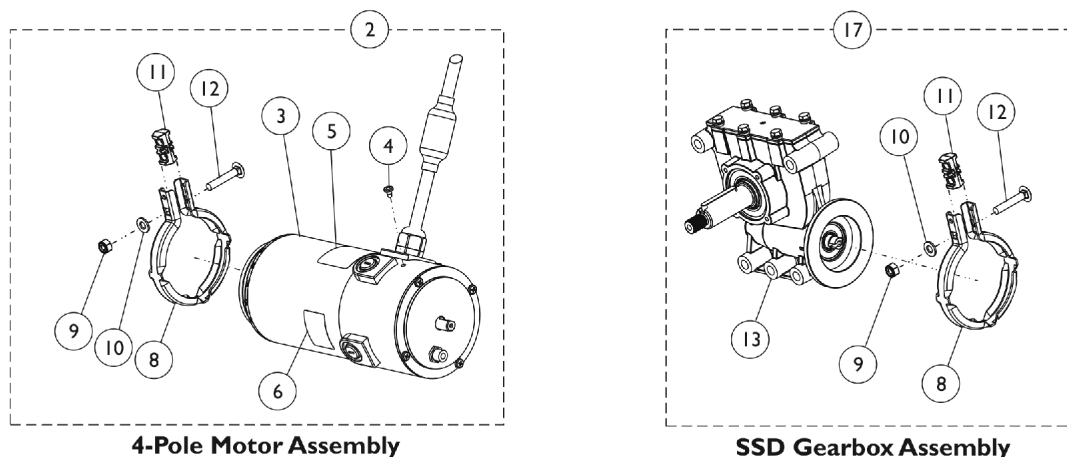
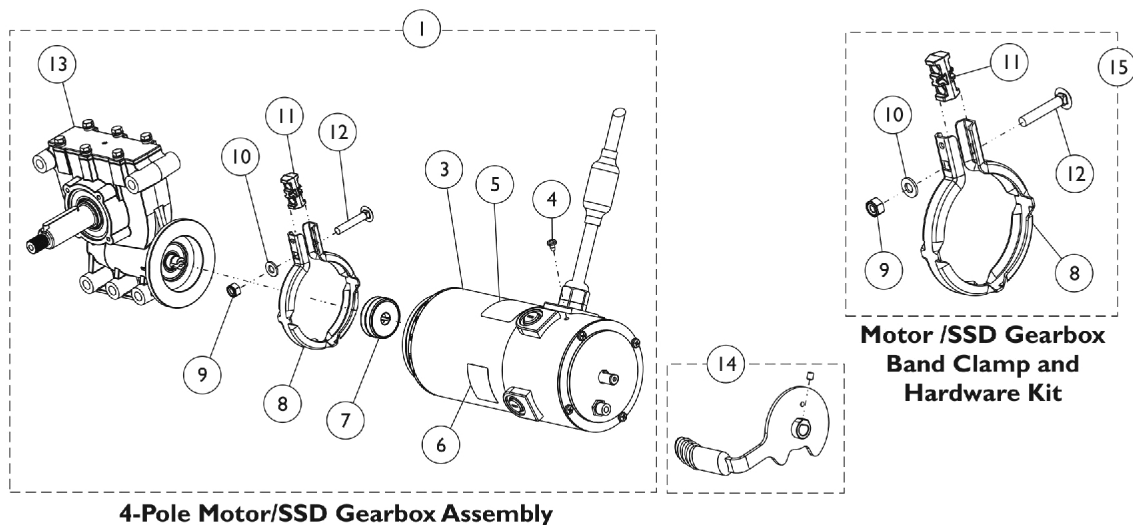
NOTE: A - Decal application instruction sheet is included.  
B - When new mounting screws are ordered, (2 ea.) metric and (2 ea.) non-metric screws (item 9) must be ordered. Invacare Corp. utilizes alternate suppliers for this part number.  
C - Motors with a ferrite bead attached are used when a Formula CG Powered Seating System is ordered with smart actuators (SMTACTS). The ferrite bead is a non-serviceable item.  
D - Kit includes (4) Brushes, (4) Brush Caps and Instruction Sheet.  
E - Gearboxes are not available. Refer to the Motor/Gearbox Assembly part numbers for replacement.  
F - Use existing screws when installing the Brake Repair Kit. The Motor Brake Mounting Screws are not saleable.  
G - Part #1023263 is no longer available as a service part individually. See item 18 part #1104894 as a replacement.

Torque 3 introduced 12/19/07

# 4-Pole Motors and SSD Gearboxes For MK6i Electronics

## For MK6i Electronics (US and Canada 8/17/10-8/29/17)

The Motor Spacer Plate is no longer used as of 07/11/11. Material was added to the SSD Gearbox around the 5 mounting holes on the output side eliminating the Spacer Plate. Replacement Motor Brush and Cap is not available for these 4-Pole motors listed.



## 4-Pole Motors and SSD Gearboxes For MK6i Electronics

### For MK6i Electronics (US and Canada 8/17/10-8/29/17)

The Motor Spacer Plate is no longer used as of 07/11/11. Material was added to the SSD Gearbox around the 5 mounting holes on the output side eliminating the Spacer Plate. Replacement Motor Brush and Cap is not available for these 4-Pole motors listed.

#### Torque SP w/ (PERF) (Std.)

Item Number	Description	(PERF) Torque SP (Std.) Right Side	(PERF) Torque SP (Std.) Left Side
		See Note(s) A	See Note(s) A
1.	Kit, 4-Pole High Speed Motor/18:1 SSD Gearbox Assembly	1169643 See Note(s) H, B, K	1169644 See Note(s) B, H, L
1.	Kit, 4-Pole High Speed Motor/18:1 SSD Gearbox Assembly	1195942	1195943
2.	NLA - Kit, Motor Assembly, 4-Pole High Speed	1179218-NLA See Note(s) H, C, M	1179218-NLA See Note(s) M, C, H
2.	Kit, Motor Assembly, 4-Pole High Speed	1195983 See Note(s) C, H	1195983 See Note(s) C, H
7.	Package, Coupling/Cup Assembly (Pkg. of 10)	1168883	1168883
14.	Kit, Brake Lever Assembly w/ Set Screw, 4-Pole Motor (Pair)	1169004 See Note(s) E	1169004 See Note(s) E
Not Shown	Screw, Set Socket Cup Point w/ Patch (M5 x .8 x 6mm)	1168665-NLA See Note(s) J	1168665-NLA See Note(s) J
15.	Kit, Motor/SSD Gearbox Band Clamp and Hardware	1168884 See Note(s) F	1168884 See Note(s) F
16.	Package, Screw, Hex Head w/ Patch (M8 x 1.25 x 60mm) (Pkg. of 4)	1169645	1169645
17.	Kit, SSD Gearbox Assembly, 18:1	1179219 See Note(s) D, H	1179220 See Note(s) D, H
Not Shown	Package, Grease, Super Lube (1cc Tube) (Pkg. of 10)	1180609 See Note(s) I	1180609 See Note(s) I
Not Shown	Cap, Brake Lever End	1101725	1101725
Not Shown	Package, Cap, Brake Lever End (Pkg. of 10)	1130584	1130584

## 4-Pole Motors and SSD Gearboxes For MK6i Electronics

### For MK6i Electronics (US and Canada 8/17/10-8/29/17)

**The Motor Spacer Plate is no longer used as of 07/11/11. Material was added to the SSD Gearbox around the 5 mounting holes on the output side eliminating the Spacer Plate. Replacement Motor Brush and Cap is not available for these 4-Pole motors listed.**

NOTE: A - Performance package (PERF) provides a 6.5 MPH rating.  
B - Includes items 3-13, Super Lube Grease and Instruction Sheet. NOTE: Brake Lever Item #14 is "not" included.  
C - Includes items 3-6, 8-12, Super Lube Grease and Instruction Sheet. The Motor can be used on the right or left side of the wheelchair. NOTE: Brake Lever Item #14 is "not" included.  
D - Includes items 8-13, Super Lube Grease and Instruction Sheet.  
E - Brake Lever Assembly sold as a pair that includes the right and left side Brake Levers, (2) ea. Brake Lever End Caps, (2) ea. Set Screws - see part #1168665 to order separately. Brake Lever End Cap can be sold separately. See part # 1101725.  
F - Includes items 8-12  
H - Before placing an order, it is recommended to call Invacare's Technical Service Department at (1-800-832-4707) to verify if the Motor, SSD Gearbox or the Motor/SSD Gearbox Assembly is needed.  
I - Super Lube Grease is applied to the Gearbox Output Shaft.  
J - Use part #1168665 Screw, Set Socket Cup Point w/ Patch (M5 x .8 x 6mm) to hold item #14 Brake Lever in place.  
K - No Longer Available. See part #1195942.  
L - No Longer Available. See part #1195943.  
M - No Longer Available. For replacement order part number 1195983. Order in pairs when replacing part number 1179218.

# 4-Pole Motors and SSD Gearboxes For MK6i Electronics

## For MK6i Electronics (US and Canada 8/17/10-8/29/17)

The Motor Spacer Plate is no longer used as of 07/11/11. Material was added to the SSD Gearbox around the 5 mounting holes on the output side eliminating the Spacer Plate. Replacement Motor Brush and Cap is not available for these 4-Pole motors listed.

### Ranger X (Std.)

Item Number	Description	Ranger X (Std.) Right Side	Ranger X (Std.) Left Side
1.	Kit, 4-Pole High Speed Motor/23:1 SSD Gearbox Assembly	1169182-NLA See Note(s) G, A	1169183-NLA See Note(s) G, A
2.	Kit, Motor Assembly, 4-Pole High Speed	1179218-NLA See Note(s) J, G, B	1179218-NLA See Note(s) J, G, B
2.	Kit, Motor Assembly, 4-Pole High Speed	1195983 See Note(s) G, B	1195983 See Note(s) B, G
7.	Package, Coupling/Cup Assembly (Pkg. of 10)	1168883	1168883
14.	Kit, Brake Lever Assembly w/ Set Screw, 4-Pole Motor (Pair)	1169004 See Note(s) D	1169004 See Note(s) D
Not Shown	Screw, Set Socket Cup Point w/ Patch (M5 x .8 x 6mm)	1168665-NLA See Note(s) I	1168665-NLA See Note(s) I
15.	Kit, Motor/SSD Gearbox Band Clamp and Hardware	1168884 See Note(s) E	1168884 See Note(s) E
16.	Package, Screw, Hex Head w/ Patch (M8 x 1.25 x 60mm) (Pkg. of 4)	1169645	1169645
17.	Kit, SSD Gearbox Assembly, 23:1	1179221 See Note(s) C, G	1179222 See Note(s) G, C
Not Shown	Package, Grease, Super Lube (1cc Tube) (Pkg. of 10)	1180609 See Note(s) H	1180609 See Note(s) H
Not Shown	Cap, Brake Lever End	1101725	1101725
Not Shown	Package, Cap, Brake Lever End (Pkg. of 10)	1130584	1130584

NOTE: A - Includes items 3-13, Super Lube Grease and Instruction Sheet. NOTE: Brake Lever Item #14 is "not" included.  
 B - Includes items 3-6, 8-12, Super Lube Grease and Instruction Sheet. The Motor can be used on the right or left side of the wheelchair. NOTE: Brake Lever Item #14 is "not" included.  
 C - Includes items 8-13, Super Lube Grease and Instruction Sheet.  
 D - Brake Lever Assembly sold as a pair that includes the right and left side Brake Levers, (2) ea. Brake Lever End Caps, (2) ea. Set Screws - see part #1168665 to order separately. Brake Lever End Cap can be sold separately. See part # 1101725.  
 E - Includes items 8-12  
 G - Before placing an order, it is recommended to call Invacare's Technical Service Department at (1-800-832-4707) to verify if the Motor, SSD Gearbox or the Motor/SSD Gearbox Assembly is needed.  
 H - Super Lube Grease is applied to the Gearbox Output Shaft.  
 I - Use part #1168665 Screw, Set Socket Cup Point (M5 x .8 x 6mm) to hold item #14 Brake Lever in place.  
 J - No Longer Available. For replacement order part number 1195983. Order in pairs when replacing part number 1179218.

## 4-Pole Motors and SSD Gearboxes For MK6i Electronics

### For MK6i Electronics (US and Canada 8/17/10-8/29/17)

The Motor Spacer Plate is no longer used as of 07/11/11. Material was added to the SSD Gearbox around the 5 mounting holes on the output side eliminating the Spacer Plate. Replacement Motor Brush and Cap is not available for these 4-Pole motors listed.

#### Torque 3 (Std.)

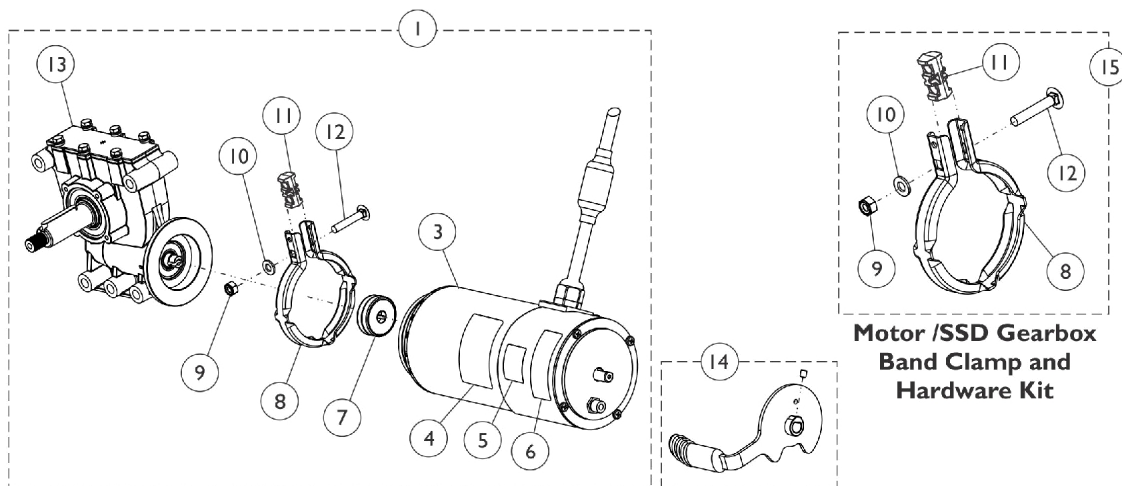
Item Number	Description	Torque 3 (Std.) Right Side	Torque 3 (Std.) Left Side
1.	Kit, 4-Pole Low Speed Motor/18:1 SSD Gearbox Assembly	1169638-NLA See Note(s) J, A, G	1169639-NLA See Note(s) J, G, A
2.	Kit, Motor Assembly, 4-Pole Low Speed	1179217-NLA See Note(s) K, B, G	1179217-NLA See Note(s) B, G, K
7.	Package, Coupling/Cup Assembly (Pkg. of 10)	1168883	1168883
14.	Kit, Brake Lever Assembly w/ Set Screw, 4-Pole Motor (Pair)	1169004 See Note(s) D	1169004 See Note(s) D
Not Shown	Screw, Set Socket Cup Point w/ Patch (M5 x .8 x 6mm)	1168665-NLA See Note(s) I	1168665-NLA See Note(s) I
15.	Kit, Motor/SSD Gearbox Band Clamp and Hardware	1168884 See Note(s) E	1168884 See Note(s) E
16.	Package, Screw, Hex Head w/ Patch (M8 x 1.25 x 60mm) (Pkg. of 4)	1169645	1169645
17.	Kit, SSD Gearbox Assembly, 18:1	1179219 See Note(s) G, C	1179220 See Note(s) C, G
Not Shown	Package, Grease, Super Lube (1cc Tube) (Pkg. of 10)	1180609 See Note(s) H	1180609 See Note(s) H
Not Shown	Cap, Brake Lever End	1101725	1101725
Not Shown	Package, Cap, Brake Lever End (Pkg. of 10)	1130584	1130584

NOTE: A - Includes items 3-13, Super Lube Grease and Instruction Sheet. NOTE: Brake Lever Item #14 is "not" included.  
 B - Includes items 3-6, 8-12, Super Lube Grease and Instruction Sheet. The Motor can be used on the right or left side of the wheelchair. NOTE: Brake Lever Item #14 is "not" included.  
 C - Includes items 8-13, Super Lube Grease and Instruction Sheet.  
 D - Brake Lever Assembly sold as a pair that includes the right and left side Brake Levers, (2) ea. Brake Lever End Caps, (2) ea. Set Screws - see part #1168665 to order separately. Brake Lever End Cap can be sold separately. See part # 1101725.  
 E - Includes items 8-12  
 G - Before placing an order, it is recommended to call Invacare's Technical Service Department at (1-800-832-4707) to verify if the Motor, SSD Gearbox or the Motor/SSD Gearbox Assembly is needed.  
 H - Super Lube Grease is applied to the Gearbox Output Shaft.  
 I - Use part #1168665 Screw, Set Socket Cup Point w/ Patch (M5 x .8 x 6mm) to hold item #14 Brake Lever in place.  
 J - No Longer Available. For replacement see page titled "4-Pole Motors and SSD Gearboxes For MK6i Electronics Dated After 8/29/17 (Torque 3)". Refer to item #1. Order in pairs to match.  
 K - No Longer Available. For replacement see page titled "4-Pole Motors and SSD Gearboxes For MK6i Electronics Dated After 8/29/17 (Torque 3)". Refer to item #2. Order in pairs to match.

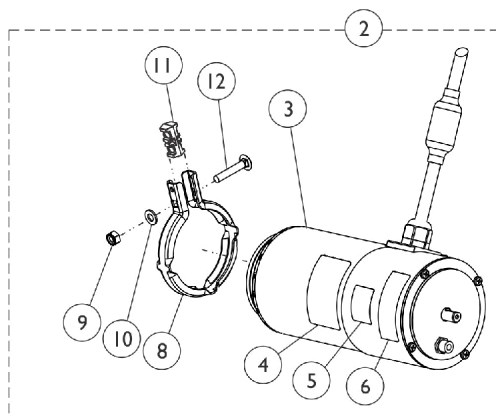
# 4-Pole Motors and SSD Gearboxes For MK6i Electronics

## For MK6i Electronics (US and Canada After 8/29/17)

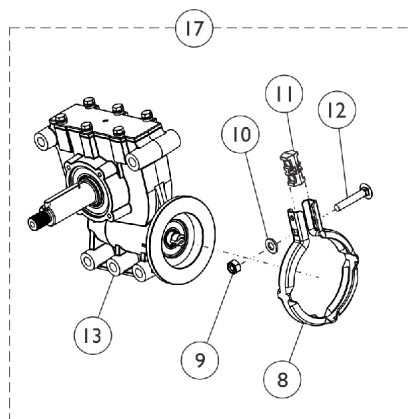
The Motor Spacer Plate is no longer used as of 07/11/11. Material was added to the SSD Gearbox around the 5 mounting holes on the output side eliminating the Spacer Plate. Replacement Motor Brush and Cap is not available for these 4-Pole motors listed.



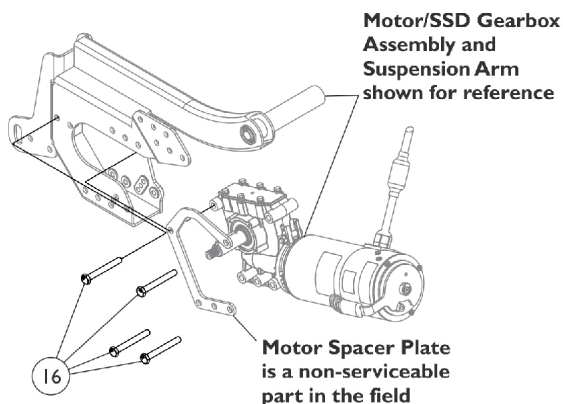
**4-Pole Motor/SSD Gearbox Assembly**



**4-Pole Motor Assembly**



**SSD Gearbox Assembly**



R2000\_191\_182D



## 4-Pole Motors and SSD Gearboxes For MK6i Electronics

### For MK6i Electronics (US and Canada After 8/29/17)

The Motor Spacer Plate is no longer used as of 07/11/11. Material was added to the SSD Gearbox around the 5 mounting holes on the output side eliminating the Spacer Plate. Replacement Motor Brush and Cap is not available for these 4-Pole motors listed.

#### Torque SP w/ (PERF) (Std.)

Item Number	Description	(PERF) Torque SP (Std.) Right Side	(PERF) Torque SP (Std.) Left Side
		See Note(s) A	See Note(s) A
1.	Kit, 4-Pole High Speed Motor/18:1 SSD Gearbox Assembly	1195942 See Note(s) B, H	1195943 See Note(s) B, H
2.	Kit, Motor Assembly, 4-Pole High Speed	1195983 See Note(s) H, C	1195983 See Note(s) C, H
7.	Package, Coupling/Cup Assembly (Pkg. of 10)	1168883	1168883
14.	Kit, Brake Lever Assembly w/ Set Screw, 4-Pole Motor (Pair)	1169004 See Note(s) E	1169004 See Note(s) E
Not Shown	Screw, Set Socket Cup Point w/ Patch (M5 x .8 x 6mm)	1168665-NLA See Note(s) J	1168665-NLA See Note(s) J
15.	Kit, Motor/SSD Gearbox Band Clamp and Hardware	1168884 See Note(s) F	1168884 See Note(s) F
16.	Package, Screw, Hex Head w/ Patch (M8 x 1.25 x 60mm) (Pkg. of 4)	1169645	1169645
17.	Kit, SSD Gearbox Assembly, 18:1	1179219 See Note(s) H, D	1179220 See Note(s) H, D
Not Shown	Package, Grease, Super Lube (1cc Tube) (Pkg. of 10)	1180609 See Note(s) I	1180609 See Note(s) I
Not Shown	Cap, Brake Lever End	1101725	1101725
Not Shown	Package, Cap, Brake Lever End (Pkg. of 10)	1130584	1130584

NOTE: A - Performance package (PERF) provides a 6.5 MPH rating.  
 B - Includes items 3-13, Super Lube Grease and Instruction Sheet. NOTE: Brake Lever Item #14 is "not" included.  
 C - Includes items 3-6, 8-12, Super Lube Grease and Instruction Sheet. The Motor can be used on the right or left side of the wheelchair. NOTE: Brake Lever Item #14 is "not" included.  
 D - Includes items 8-13, Super Lube Grease and Instruction Sheet.  
 E - Brake Lever Assembly sold as a pair that includes the right and left side Brake Levers, (2) ea. Brake Lever End Caps, (2) ea. Set Screws - see part #1168665 to order separately. Brake Lever End Cap can be sold separately. See part # 1101725.  
 F - Includes items 8-12.  
 H - Before placing an order, it is recommended to call Invacare's Technical Service Department at (1-800-832-4707) to verify if the Motor, SSD Gearbox or the Motor/SSD Gearbox Assembly is needed.  
 I - Super Lube Grease is applied to the Gearbox Output Shaft.  
 J - Use part #1168665 Screw, Set Socket Cup Point w/ Patch (M5 x .8 x 6mm) to hold item #13 Brake Lever in place.

## 4-Pole Motors and SSD Gearboxes For MK6i Electronics

### For MK6i Electronics (US and Canada After 8/29/17)

The Motor Spacer Plate is no longer used as of 07/11/11. Material was added to the SSD Gearbox around the 5 mounting holes on the output side eliminating the Spacer Plate. Replacement Motor Brush and Cap is not available for these 4-Pole motors listed.

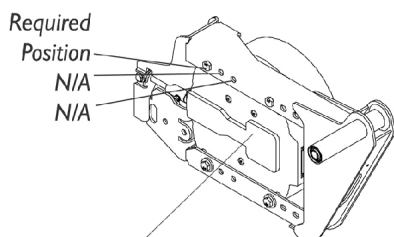
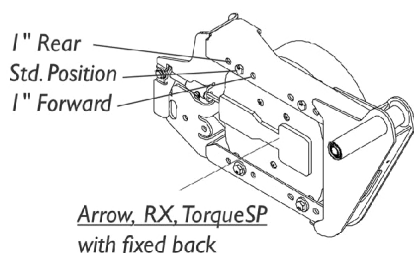
#### Torque 3 (Std.)

Item Number	Description	Torque 3 (Std.) Right Side	Torque 3 (Std.) Left Side
1.	Kit, 4-Pole Low Speed Motor/18:1 SSD Gearbox Assembly	1195940 See Note(s) A, G	1195941 See Note(s) G, A
2.	Kit, Motor Assembly, 4-Pole Low Speed	1195984 See Note(s) B, G	1195984 See Note(s) G, B
7.	Package, Coupling/Cup Assembly (Pkg. of 10)	1168883	1168883
14.	Kit, Brake Lever Assembly w/ Set Screw, 4-Pole Motor (Pair)	1169004 See Note(s) D	1169004 See Note(s) D
Not Shown	Screw, Set Socket Cup Point w/ Patch (M5 x .8 x 6mm)	1168665-NLA See Note(s) I	1168665-NLA See Note(s) I
15.	Kit, Motor/SSD Gearbox Band Clamp and Hardware	1168884 See Note(s) E	1168884 See Note(s) E
16.	Package, Screw, Hex Head w/ Patch (M8 x 1.25 x 60mm) (Pkg. of 4)	1169645	1169645
17.	Kit, SSD Gearbox Assembly, 18:1	1179219 See Note(s) C, G	1179220 See Note(s) G, C
Not Shown	Package, Grease, Super Lube (1cc Tube) (Pkg. of 10)	1180609 See Note(s) H	1180609 See Note(s) H
Not Shown	Cap, Brake Lever End	1101725	1101725
Not Shown	Package, Cap, Brake Lever End (Pkg. of 10)	1130584	1130584

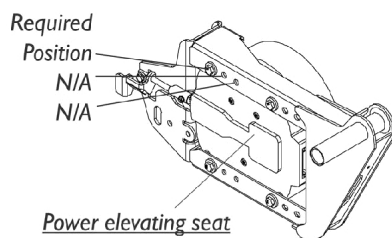
NOTE: A - Includes items 3-13, Super Lube Grease and Instruction Sheet. NOTE: Brake Lever Item #14 is "not" included.  
 B - Includes items 3-6, 8-12, Super Lube Grease and Instruction Sheet. The Motor can be used on the right or left side of the wheelchair. NOTE: Brake Lever Item #14 is "not" included.  
 C - Includes items 8-13, Super Lube Grease and Instruction Sheet.  
 D - Brake Lever Assembly sold as a pair that includes the right and left side Brake Levers, (2) ea. Brake Lever End Caps, (2) ea. Set Screws - see part #1168665 to order separately. Brake Lever End Cap can be sold separately. See part # 1101725.  
 E - Includes items 8-12.  
 G - Before placing an order, it is recommended to call Invacare's Technical Service Department at (1-800-832-4707) to verify if the Motor, SSD Gearbox or the Motor/SSD Gearbox Assembly is needed.  
 H - Super Lube Grease is applied to the Gearbox Output Shaft.  
 I - Use part #1168665 Screw, Set Socket Cup Point w/ Patch (M5 x .8 x 6mm) to hold item #13 Brake Lever in place.

# GB (TrueTrack) Non-Heavy Duty Motors and Hardware For MKIV Electronics Only

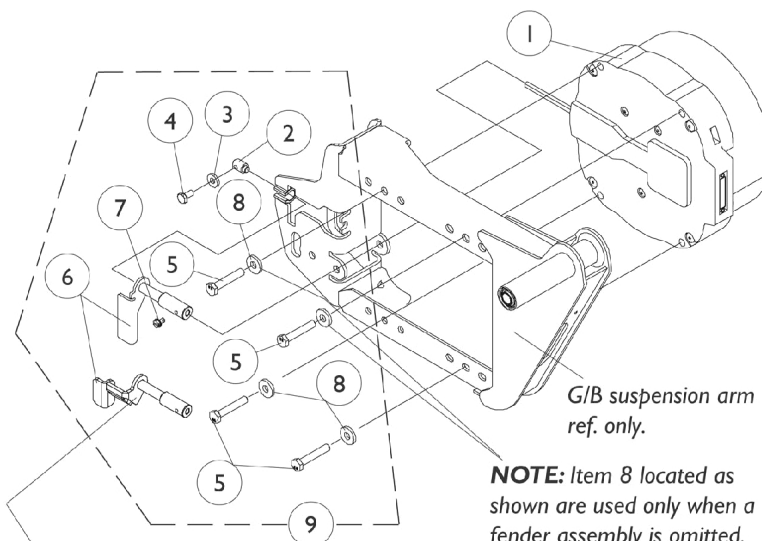
**NOTE:** GB motors were not available with the Arrow (301-401HD) user weight selection until 1/26/04 when the TTHD GB motors covered all Arrow user weight limits STANDARD. **NOTE:** GB motors were not available with the Torque SP (301-351 TQHD) user weight selection until 1/26/04 when the user weight limit was raised to 400 Lbs.



Arrow, RX, TorqueSP with manual  
recline, power tilt/recline seating  
systems or high back captain  
seats.

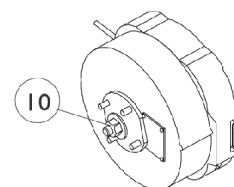


**Motor Mounting Locations**



**NOTE:** This brake release  
handle is used when a power  
elevating seat is present.

**NOTE:** Item 8 located as  
shown are used only when a  
fender assembly is omitted.



# GB (TrueTrack) Non-Heavy Duty Motors and Hardware

## For MKIV Electronics Only

**NOTE:** GB motors were not available with the Arrow (301-401HD) user weight selection until 1/26/04 when the TTHD GB motors covered all Arrow user weight limits STANDARD. **NOTE:** GB motors were not available with the Torque SP (301-351 TQHD) user weight selection until 1/26/04 when the user weight limit was raised to 400 Lbs.

Item Number	Note	Part Number	Description	Quantity Per	
				Package	Assembly
1	E,E1	See Note	See Footnote	1	1
1a	D	See Chart	Item #1a New Motor - Date Application Reference Chart	1	1
1b	D	See Chart	Item #1b Warranty Replacement or Reconditioned Motor - Date Application Reference Chart	1	1
2		1078213-NLA	NLA - Pin, Alignment, Black	1	1
3		1018739	Washer (1/4 x 5/8 x 3/32")	1	1
4		1078214	Screw, Hex Head w/ Patch (1/4-20 x 1/2")	1	1
5		1085633-NLA	NLA - Screw, Hex Head w/ Patch (M8 x 1.25 x 45mm)	1	4
6		1105600-NLA	NLA - Handle, Brake Release, Black - Right	1	1
6		1105601-NLA	NLA - Handle, Brake Release, Black - Left	1	1
6		1106532-NLA	NLA - Handle, Brake Release, Black - Right (Power Elevating Seat Only)	1	1
6		1106533-NLA	NLA - Handle, Brake Release, Black - Left (Power Elevating Seat Only)	1	1
7		1078228-NLA	NLA - Screw, Slotted Hex Head w/ Patch (#10-32 x 5/16")	1	1
8		1079247	Washer, Flat (21/64 x 53/64 x 7/64")	1	4
9		1104872-NLA	NLA - Hardware, Motor Mounting - Right	1	1
9		1104873-NLA	NLA - Hardware, Motor Mounting - Left	1	1
9		1108769-NLA	NLA - Hardware, Motor Mounting - Right (Power Elevating Seat Only)	1	1
9		1108770-NLA	NLA - Hardware, Motor Mounting - Left (Power Elevating Seat Only)	1	1
10	B	1112955-NLA	NLA - Kit, Repair, GB Motor, Anti-Rattle with Instruction Sheet	2	1
		1144925	Kit, Stand-Off Screw with Lockwasher	1	2
	C	1112828	Instruction Sheet, GB Motor Anti-Rattle Repair Kit	1	1

**NOTE:** B - Service Kit for two motors include 2 each hex head nuts, washers, hub keys and O-rings. Individual components are not available.  
 C - not shown  
 D - Refer to the "Motor Date Application Reference Chart" for selecting motor  
 E - Part is no longer available as a service part. The Customer will need to upgrade to Heavy Duty TrueTrack GB Motors. If the Customer  
 E1 - has MKIV Electronics on the wheelchair with power seating then a whole new base and power seating is required.

### Item #1a New Motor - Date Application Reference Chart

Model Number and Side	Before 2/6/03	2/6/03-1/25/04 and (2/6/03-3/14/04 For VA Gov't Orders)	1/26/04-5/21/07 and (3/15/04-5/21/07 For VA Gov't Orders)
-----------------------	---------------	---	---

# GB (TrueTrack) Non-Heavy Duty Motors and Hardware

## For MKIV Electronics Only

**NOTE:** GB motors were not available with the Arrow (301-401HD) user weight selection until 1/26/04 when the TTHD GB motors covered all Arrow user weight limits STANDARD. **NOTE:** GB motors were not available with the Torque SP (301-351 TQHD) user weight selection until 1/26/04 when the user weight limit was raised to 400 Lbs.

### Item #1a New Motor - Date Application Reference Chart

Model Number and Side	Before 2/6/03	2/6/03-1/25/04 and (2/6/03-3/14/04 For VA Gov't Orders)	1/26/04-5/21/07 and (3/15/04-5/21/07 For VA Gov't Orders)
Storm Arrow	TRUTK (Non-Heavy Duty) Standard	TRUTK (Non-Heavy Duty) Standard	TTHD (Heavy Duty) Standard
-Right	See Note See Note(s) E1, E	See Note See Note(s) E1, E	1153335-NLA See Note(s) C, A, A1
-Right w/ Wheel Lock	N/A	N/A	1153648-NLA See Note(s) B1, B
-Left	See Note See Note(s) E, E1	See Note See Note(s) E, E1	1153336-NLA See Note(s) D, A1, A
-Left w/ Wheel Lock	N/A	N/A	1153649-NLA See Note(s) B, B1
Storm Arrow	N/A	TTHD (Heavy Duty) Optional	N/A
-Right	N/A	1153335-NLA See Note(s) A, A1, C	N/A
-Right w/ Wheel Lock	N/A	1153648-NLA See Note(s) B, B1	N/A
-Left	N/A	1153336-NLA See Note(s) A, A1, D	N/A
-Left w/ Wheel Lock	N/A	1153649-NLA See Note(s) B, B1	N/A
Storm RX	TRUTK (Non-Heavy Duty) Optional	TRUTK (Non-Heavy Duty) Optional	TRUTK (Heavy Duty) Optional
-Right	See Note See Note(s) E, E1	See Note See Note(s) E, E1	1153335-NLA See Note(s) A, A1, C
-Right w/ Wheel Lock	N/A	N/A	1153648-NLA See Note(s) B, B1
-Left	See Note See Note(s) E, E1	See Note See Note(s) E1, E	1153336-NLA See Note(s) A1, A, D
-Left w/ Wheel Lock	N/A	N/A	1153649-NLA See Note(s) B1, B
Torque SP	TRUTK (Non-Heavy Duty) Optional	TRUTK (Non-Heavy Duty) Optional	TRUTK (Heavy Duty) Optional
-Right	See Note See Note(s) E, E1	See Note See Note(s) E1, E	1153335-NLA See Note(s) A1, A, C
-Right w/ Wheel Lock	N/A	N/A	1153648-NLA See Note(s) B, B1

# GB (TrueTrack) Non-Heavy Duty Motors and Hardware

## For MKIV Electronics Only

**NOTE:** GB motors were not available with the Arrow (301-401HD) user weight selection until 1/26/04 when the TTHD GB motors covered all Arrow user weight limits STANDARD. **NOTE:** GB motors were not available with the Torque SP (301-351 TQHD) user weight selection until 1/26/04 when the user weight limit was raised to 400 Lbs.

### Item #1a New Motor - Date Application Reference Chart

Model Number and Side	Before 2/6/03	2/6/03-1/25/04 and (2/6/03-3/14/04 For VA Gov't Orders)	1/26/04-5/21/07 and (3/15/04-5/21/07 For VA Gov't Orders)
-Left	See Note See Note(s) E, E1	See Note See Note(s) E, E1	1153336-NLA See Note(s) D, A1, A
-Left w/ Wheel Lock	N/A	N/A	1153649-NLA See Note(s) B, B1
<p><b>NOTE:</b> A - Kit includes a GB HD Motor, Brake Lever Hardware and (Controller Motor Gasket Connector kit). The brake release mechanism was revised 10/29/07 eliminating the torsion spring, adding a bellville washer and</p> <p>A1 - stop plate to limit travel of the brake lever to prevent permanent damage to the motor. The Motor Gasket Connector was introduced 10/26/07 and attaches to the controller motor cables. Instruction sheets included also.</p> <p>B - Kit includes a GB HD Motor, Brake Lever Hardware, (Controller Motor Gasket Connector kit) and</p> <p>B1 - a revised Wheel Lock with longer mounting screws. Revised Wheel Lock used for chairs made before 10/29/07 equipped with Wheel Locks. The new Stop Plate and revised Wheel Lock now share the same mounting holes on the Suspension Arm</p> <p>C - For chairs manufactured before 1/1/06 a RT. Suspension Arm Kit part #1153679 is required in addition to a motor assembly. Refer to the Suspension Arm Kits chart</p> <p>D - For chairs manufactured before 1/1/06 a LT. Suspension Arm Kit part #1153680 is required in addition to a motor assembly. Refer to the Suspension Arm Kits chart</p> <p>E - Part is no longer available as a service part. The Customer will need to upgrade to Heavy Duty TrueTrack GB Motors. A new upgraded Base Only with MK6i Electronics must be ordered through the Equipment Configurator. If the Customer</p> <p>E1 - has MKIV Electronics on the wheelchair with power seating then a whole new base and power seating is required.</p> <p><b>NOTE:</b> GB motors were not available with the Arrow (301-401HD) user weight selection until 1/26/04 when the TTHD GB motors covered all Arrow user weight limits STANDARD. <b>NOTE:</b> GB motors were not available with the Torque SP (301-351 TQHD) user weight selection until 1/26/04 when the user weight limit was raised to 400 Lbs.</p>			

# GB (TrueTrack) Non-Heavy Duty Motors and Hardware

## For MKIV Electronics Only

**NOTE:** GB motors were not available with the Arrow (301-401HD) user weight selection until 1/26/04 when the TTHD GB motors covered all Arrow user weight limits STANDARD. **NOTE:** GB motors were not available with the Torque SP (301-351 TQHD) user weight selection until 1/26/04 when the user weight limit was raised to 400 Lbs.

### Item #1b Warranty Replacement or Reconditioned Motor - Date Application Reference Chart

Model Number and Side	Before 2/6/03	2/6/03-1/25/04 and (2/6/03-3/14/04 For VA Gov't Orders)	1/26/04-5/21/07 and (3/15/04-5/21/07 For VA Gov't Orders)
Storm Arrow	TRUTK (Non-Heavy Duty) Standard	TRUTK (Non-Heavy Duty) Standard	TTHD (Heavy Duty) Standard
-Right WARR RPLMT	N/A	N/A	1123235E-NLA See Note(s) F
-Right Reconditioned	See Note See Note(s) H1, H	See Note See Note(s) H, H1	1153335E See Note(s) G, E, C, A1, A
-Right WARR RPLMT w/ Wheel Lock	N/A	N/A	1153648E-NLA See Note(s) G, B1, E, B
-Left WARR RPLMT	N/A	N/A	1123234E-NLA See Note(s) F
-Left Reconditioned	See Note See Note(s) H1, H	See Note See Note(s) H1, H	1153336E See Note(s) A, A1, G, E, D
-Left WARR RPLMT w/ Wheel Lock	N/A	N/A	1153649E-NLA See Note(s) E, B1, G, B
Storm Arrow	N/A	TTHD (Heavy Duty) Optional	N/A
-Right WARR RPLMT	N/A	1123235E-NLA See Note(s) F	N/A
-Right Reconditioned	N/A	1153335E See Note(s) A, G, A1, C, E	N/A
-Right WARR RPLMT w/ Wheel Lock	N/A	1153648E-NLA See Note(s) G, B1, B, E	N/A
-Left WARR RPLMT	N/A	1123234E-NLA See Note(s) F	N/A
-Left Reconditioned	N/A	1153336E See Note(s) E, G, A1, A, D	N/A
-Left WARR RPLMT w/ Wheel Lock	N/A	1153649E-NLA See Note(s) B, G, B1, E	N/A
Storm RX	TRUTK (Non-Heavy Duty) Optional	TRUTK (Non-Heavy Duty) Optional	TRUTK (Heavy Duty) Optional
-Right WARR RPLMT	N/A	N/A	1123235E-NLA See Note(s) F
-Right Reconditioned	See Note See Note(s) H, H1	See Note See Note(s) H, H1	1153335E See Note(s) G, E, C, A1, A
-Right WARR RPLMT w/ Wheel Lock	N/A	N/A	1153648E-NLA See Note(s) B1, E, B, G
-Left WARR RPLMT	N/A	N/A	1123234E-NLA See Note(s) F

# GB (TrueTrack) Non-Heavy Duty Motors and Hardware

## For MKIV Electronics Only

**NOTE:** GB motors were not available with the Arrow (301-401HD) user weight selection until 1/26/04 when the TTHD GB motors covered all Arrow user weight limits STANDARD. **NOTE:** GB motors were not available with the Torque SP (301-351 TQHD) user weight selection until 1/26/04 when the user weight limit was raised to 400 Lbs.

### Item #1b Warranty Replacement or Reconditioned Motor - Date Application Reference Chart

Model Number and Side	Before 2/6/03	2/6/03-1/25/04 and (2/6/03-3/14/04 For VA Gov't Orders)	1/26/04-5/21/07 and (3/15/04-5/21/07 For VA Gov't Orders)
-Left Reconditioned	See Note See Note(s) H1, H	See Note See Note(s) H1, H	1153336E See Note(s) E, A, A1, G, D
-Left WARR RPLMT w/ Wheel Lock	N/A	N/A	1153649E-NLA See Note(s) G, B, B1, E
Torque SP	TRUTK (Non-Heavy Duty) Optional	TRUTK (Non-Heavy Duty) Optional	TRUTK (Heavy Duty) Optional
-Right WARR RPLMT	N/A	N/A	1123235E-NLA See Note(s) F
-Right Reconditioned	See Note See Note(s) H1, H	See Note See Note(s) H, H1	1153335E See Note(s) G, A1, E, C, A
-Right WARR RPLMT w/ Wheel Lock	N/A	N/A	1153648E-NLA See Note(s) B, G, B1, E
-Left WARR RPLMT	N/A	N/A	1123234E-NLA See Note(s) F
-Left Reconditioned	See Note See Note(s) H, H1	See Note See Note(s) H, H1	1153336E See Note(s) A1, E, D, G, A
-Left WARR RPLMT w/ Wheel Lock	N/A	N/A	1153649E-NLA See Note(s) B, G, E, B1

**NOTE:** A - Kit includes a GB HD Motor, Brake Lever Hardware and (Controller Motor Gasket Connector kit). The brake release mechanism was revised 10/29/07 eliminating the torsion spring, adding a bellville washer and  
A1 - stop plate to limit travel of the brake lever to prevent permanent damage to the motor. The Motor Gasket Connector was introduced 10/26/07 and attaches to the controller motor cables. Instruction sheets included also.  
B - Kit includes a GB HD Motor, Brake Lever Hardware, (Controller Motor Gasket Connector kit) and  
B1 - a revised Wheel Lock with longer mounting screws. Revised Wheel Lock used for chairs made before 10/29/07 equipped with Wheel Locks. The new Stop Plate and revised Wheel Lock now share the same mounting holes on the Suspension Arm  
C - For chairs manufactured before 1/1/06 a RT. Suspension Arm Kit part #1153679 is required in addition to a motor assembly. Refer to the Suspension Arm Kits chart  
D - For chairs manufactured before 1/1/06 a LT. Suspension Arm Kit part #1153680 is required in addition to a motor assembly. Refer to the Suspension Arm Kits chart  
E - Additional hardware is not required. Motors include a Controller Gasket Connector Kit and instruction sheets.  
F - For use on chairs with serial number series 07H and before.  
G - For use on chairs with serial number series 07I and after.  
H - Part is no longer available as a service part. The Customer will need to upgrade to Heavy Duty TrueTrack GB Motors. A new upgraded Base Only with MK6i Electronics must be ordered through the Equipment Configurator. If the Customer  
H1 - has MKIV Electronics on the wheelchair with power seating then a whole new base and power seating is required.

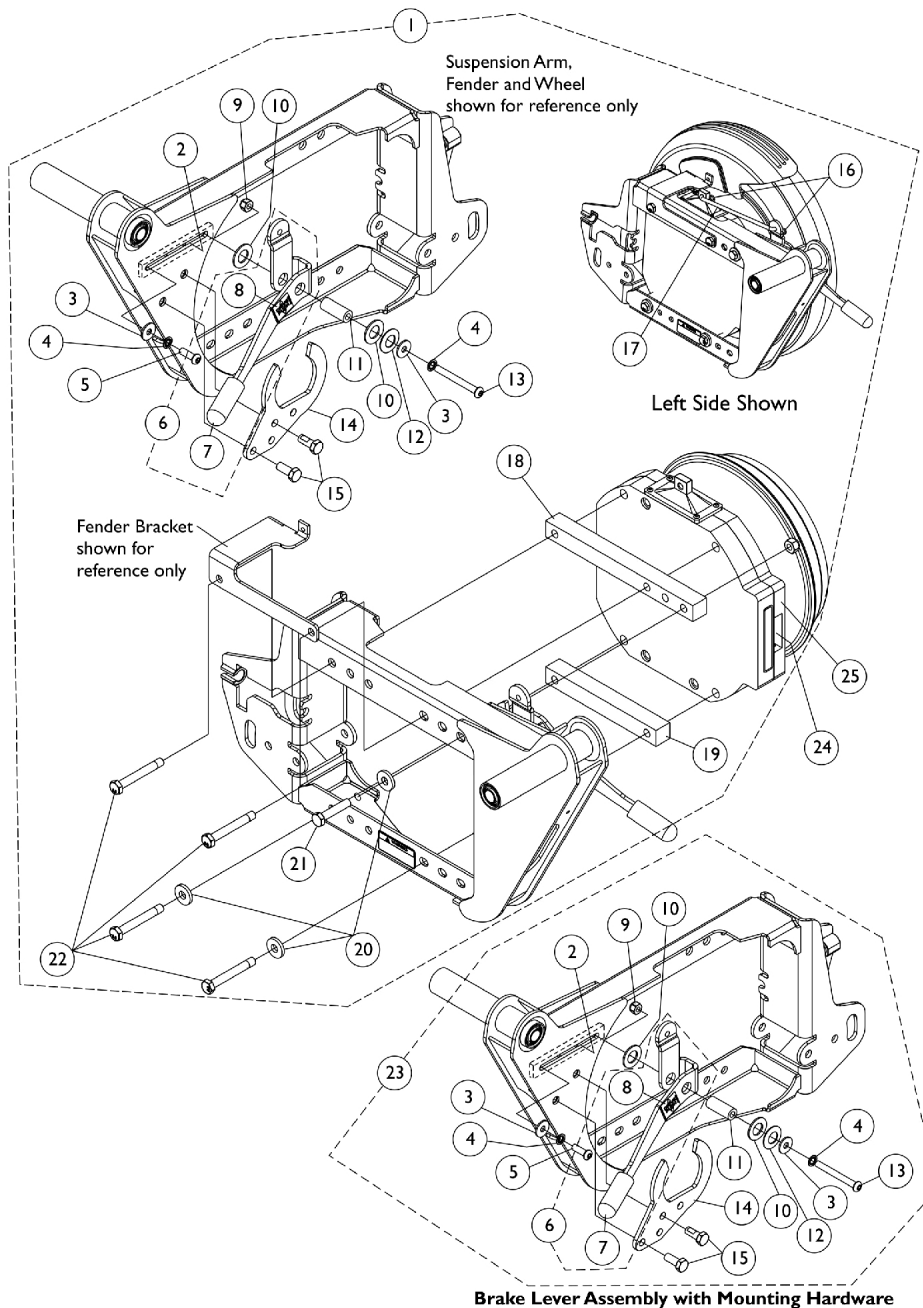
**NOTE:** GB motors were not available with the Arrow (301-401HD) user weight selection until 1/26/04 when the TTHD GB motors covered all Arrow user weight limits STANDARD. **NOTE:** GB motors were not available with the Torque SP (301-351 TQHD) user weight selection until 1/26/04 when the user weight limit was raised to 400 Lbs.



# GB (TrueTrack) Heavy Duty Motors and Hardware

For Both MKIV Elec.'s Before 5/22/07 & MK6i After 5/21/07

**NOTE:** GB motors were not available with the Arrow (301-401HD) user weight selection until 1/26/04 when the TTHD GB motors covered all Arrow user weight limits **STANDARD**. **NOTE:** GB motors were not available with the Torque SP (301-351 TQHD) user weight selection until 1/26/04 when the user weight limit was raised to 400 Lbs.



# GB (TrueTrack) Heavy Duty Motors and Hardware

For Both MKIV Elec.'s Before 5/22/07 & MK6i After 5/21/07

**NOTE:** GB motors were not available with the Arrow (301-401HD) user weight selection until 1/26/04 when the TTHD GB motors covered all Arrow user weight limits STANDARD. **NOTE:** GB motors were not available with the Torque SP (301-351 TQHD) user weight selection until 1/26/04 when the user weight limit was raised to 400 Lbs.

Item Number	Note	Part Number	Description	Quantity Per	
				Package	Assembly
1	A,B,B1	1116697-NLA	NLA - Kit, GB Heavy Duty Motor Mounting Hardware - Right	1	1
2			NLA - Plate, Lever	1	1
3			Washer (1/4 x 23/32 x 1/16")	1	2
4			Lockwasher (1/4 x 15/32 x 1/64")	1	2
5			Screw, Socket Button (1/4-20 x 3/4")	1	1
6			NLA - Brake Lever Assembly - Right	1	1
9			Locknut (1/4-20)	1	1
10			NLA - Washer, Nylon (35/64 x 1 x 1/16")	1	2
11			NLA - Insert, Lever	1	1
12			Washer, Belleville (1/2 x 1 x 1/32")	1	1
13			Screw, Socket Button Head (1/4-20X2-1/4")	1	1
14			Plate, Stop	1	1
15			Screw, Hex Head w/ Patch (5/16-18 x 3/4")	1	2
16			NLA - Cotter, Locking Bow-Tie (1/4" Shaft)	1	2
17			Linkage, Rod	1	1
18			NLA - Spacer, Top, Black, GB Motor	1	1
19			NLA - Spacer, Bottom, Black, GB Motor	1	1
20			Washer, Flat (21/64 x 53/64 x 7/64")	1	3
21			NLA - Screw, Hex Head (5/16-18 x 1-1/2")	1	1
22			NLA - Screw, Hex Head w/ Patch (M8 x 1.25 x 60mm)	1	4
			Kit, GB HD Controller Gasket Connector	1	1
1	A,B,B1	1116698-NLA	NLA - Kit, GB Heavy Duty Motor Mounting Hardware - Left	1	1
2			NLA - Plate, Lever	1	1
3			Washer (1/4 x 23/32 x 1/16")	1	2
4			Lockwasher (1/4 x 15/32 x 1/64")	1	2
5			Screw, Socket Button (1/4-20 x 3/4")	1	1
6			NLA - Brake Lever Assembly - Left	1	1
9			Locknut (1/4-20)	1	1
10			NLA - Washer, Nylon (35/64 x 1 x 1/16")	1	2
11			NLA - Insert, Lever	1	1
12			Washer, Belleville (1/2 x 1 x 1/32")	1	1
13			Screw, Socket Button Head (1/4-20X2-1/4")	1	1
14			Plate, Stop	1	1
15			Screw, Hex Head w/ Patch (5/16-18 x 3/4")	1	2
16			NLA - Cotter, Locking Bow-Tie (1/4" Shaft)	1	2
17			Linkage, Rod	1	1
18			NLA - Spacer, Top, Black, GB Motor	1	1

# GB (TrueTrack) Heavy Duty Motors and Hardware

## For Both MKIV Elec.'s Before 5/22/07 & MK6i After 5/21/07

**NOTE: GB motors were not available with the Arrow (301-401HD) user weight selection until 1/26/04 when the TTHD GB motors covered all Arrow user weight limits STANDARD. NOTE: GB motors were not available with the Torque SP (301-351 TQHD) user weight selection until 1/26/04 when the user weight limit was raised to 400 Lbs.**

Item Number	Note	Part Number	Description	Quantity Per	
				Package	Assembly
19			NLA - Spacer, Bottom, Black, GB Motor	1	1
20			Washer, Flat (21/64 x 53/64 x 7/64")	1	3
21			NLA - Screw, Hex Head (5/16-18 x 1-1/2")	1	1
22			NLA - Screw, Hex Head w/ Patch (M8 x 1.25 x 60mm)	1	4
			Kit, GB HD Controller Gasket Connector	1	1
23	B,B1,I	1153519-NLA	NLA - Kit, Brake Lever Assembly with Mounting Hardware - Right	1	1
2			NLA - Plate, Lever	1	1
3			Washer (1/4 x 23/32 x 1/16")	1	2
4			Lockwasher (1/4 x 15/32 x 1/64")	1	2
5			Screw, Socket Button (1/4-20 x 3/4")	1	1
6			NLA - Brake Lever Assembly - Right	1	1
9			Locknut (1/4-20)	1	1
10			NLA - Washer, Nylon (35/64 x 1 x 1/16")	1	2
11			NLA - Insert, Lever	1	1
12			Washer, Belleville (1/2 x 1 x 1/32")	1	1
13			Screw, Socket Button Head (1/4-20X2-1/4")	1	1
14			Plate, Stop	1	1
15			Screw, Hex Head w/ Patch (5/16-18 x 3/4")	1	2
23	B,B1,I	1153520-NLA	NLA - Kit, Brake Lever Assembly with Mounting Hardware - Left	1	1
2			NLA - Plate, Lever	1	1
3			Washer (1/4 x 23/32 x 1/16")	1	2
4			Lockwasher (1/4 x 15/32 x 1/64")	1	2
5			Screw, Socket Button (1/4-20 x 3/4")	1	1
6			NLA - Brake Lever Assembly - Left	1	1
9			Locknut (1/4-20)	1	1
10			NLA - Washer, Nylon (35/64 x 1 x 1/16")	1	2
11			NLA - Insert, Lever	1	1
12			Washer, Belleville (1/2 x 1 x 1/32")	1	1
13			Screw, Socket Button Head (1/4-20X2-1/4")	1	1
14			Plate, Stop	1	1
15			Screw, Hex Head w/ Patch (5/16-18 x 3/4")	1	2
7		1136024-NLA	NLA - Package, Rubber Tip, Wheel Lock Handle, Black	10	1
8		1114835-NLA	NLA - Decal, GB Drive/Push	1	1
24	C	1133188-NLA	NLA - Gasket, Motor Connector	1	1
25	D	See Chart	Item #25 New Motor - Date Application Reference Chart MKIV (Before 5/22/07)	1	1

## GB (TrueTrack) Heavy Duty Motors and Hardware

### For Both MKIV Elec.'s Before 5/22/07 & MK6i After 5/21/07

**NOTE:** GB motors were not available with the Arrow (301-401HD) user weight selection until 1/26/04 when the TTHD GB motors covered all Arrow user weight limits STANDARD. **NOTE:** GB motors were not available with the Torque SP (301-351 TQHD) user weight selection until 1/26/04 when the user weight limit was raised to 400 Lbs.

Item Number	Note	Part Number	Description	Quantity Per	
				Package	Assembly
25a	D	See Chart	Item #25a Warranty Replacement or Reconditioned Motor - Date Application Reference Chart MKIV (Before 5/22/07)	1	1
25b	D	See Chart	Item #25b New Motor - Date Application Reference Chart MK6i (After 5/21/07)	1	1
25c	D	See Chart	Item #25c Warranty Replacement or Reconditioned Motor - Date Application Reference Chart MK6i (After 5/21/07)	1	1
	F	See Chart	Suspension Arm Kits (Used for Chairs Manufactured Before 1/1/06 Only)	1	1
	E	1144925	Kit, Stand-Off Screw with Lockwasher	1	2
	F	1110531	Instruction Sheet, GB Motor Replacement For 3G Storm	1	1
	F,G,G1	1134214	Kit, GB HD Controller Gasket Connector	1	1
	F,H	1115476-NLA	NLA - Spring, Torsion - Right	1	1
	F,H	1115477-NLA	NLA - Spring, Torsion - Left	1	1
<p><b>NOTE:</b> A - Includes items 2-6, 9-22. Item #7 Rubber Tip and item #8 GB drive/Push Decal is included with item #6 Brake Lever Assembly. A Controller Gasket Connector Kit part #1134214 created 10/26/07 (not shown) will also be included.</p> <p>B - The brake release mechanism was revised 10/29/07 eliminating the Torsion Spring, adding a bellville washer and a stop plate to limit travel of the Brake Release Lever. If a customer requests just the Torsion Spring for chairs before 10/29/07, B1 - order part #1115476 RT or 1115477 LT otherwise order the Brake Lever and Mounting Hardware Kit item #23 that retrofits to all GB HD Motors in the field.</p> <p>C - Connector Gasket added to all GB HD Motors 5/16/06 and comes standard when a new motor is ordered. Gasket can be attached to all GB HD Motors in the field before 5/16/06 as well</p> <p>D - Refer to the "Motor Date Application Reference Charts" for selecting a motor</p> <p>E - Stand-Off Screw with Lockwasher kit used to secure the controller cable on the GB motors</p> <p>F - Not Shown</p> <p>G - Kit was created 10/26/07 and attaches to the controller motor cables. Includes 2 ea. GB HD Controller Gasket Connectors, 2 ea. Silicon Lubricant Packets, 1 ea. Instruction Sheet. Individual components are non-saleable.</p> <p>G1 - The kit can retrofit to existing GB HD controllers in the field</p> <p>H - Used for brake release mechanisms manufactured for chairs before 10/29/07. Torsion Spring no longer used after 10/28/07</p> <p>I - Includes items 2-6 and 9-15</p>					

### Item #25 New Motor - Date Application Reference Chart MKIV (Before 5/22/07)

Model Number and Side	Before 2/6/03	2/6/03-1/25/04 and (2/6/03-3/14/04 For VA Gov't Orders)	1/26/04-5/21/07 and (3/15/04-5/21/07 For VA Gov't Orders)
Storm Arrow	TRUTK (Non-Heavy Duty) Standard	TRUTK (Non-Heavy Duty) Standard	TTHD (Heavy Duty) Standard
-Right	See Note See Note(s) E, E1	See Note See Note(s) E1, E	1153335-NLA See Note(s) A, C, A1
-Right w/ Wheel Lock	N/A	N/A	1153648-NLA See Note(s) B, B1

# GB (TrueTrack) Heavy Duty Motors and Hardware

## For Both MKIV Elec.'s Before 5/22/07 & MK6i After 5/21/07

**NOTE:** GB motors were not available with the Arrow (301-401HD) user weight selection until 1/26/04 when the TTHD GB motors covered all Arrow user weight limits STANDARD. **NOTE:** GB motors were not available with the Torque SP (301-351 TQHD) user weight selection until 1/26/04 when the user weight limit was raised to 400 Lbs.

### Item #25 New Motor - Date Application Reference Chart MKIV (Before 5/22/07)

Model Number and Side	Before 2/6/03	2/6/03-1/25/04 and (2/6/03-3/14/04 For VA Gov't Orders)	1/26/04-5/21/07 and (3/15/04-5/21/07 For VA Gov't Orders)
-Left	See Note See Note(s) E, E1	See Note See Note(s) E, E1	1153336-NLA See Note(s) D, A, A1
-Left w/ Wheel Lock	N/A	N/A	1153649-NLA See Note(s) B1, B
Storm Arrow	N/A	TTHD (Heavy Duty) Optional	N/A
-Right	N/A	1153335-NLA See Note(s) A1, A, C	N/A
-Right w/ Wheel Lock	N/A	1153648-NLA See Note(s) B1, B	N/A
-Left	N/A	1153336-NLA See Note(s) A1, A, D	N/A
-Left w/ Wheel Lock	N/A	1153649-NLA See Note(s) B1, B	N/A
Storm RX	TRUTK (Non-Heavy Duty) Optional	TRUTK (Non-Heavy Duty) Optional	TRUTK (Heavy Duty) Optional
-Right	See Note See Note(s) E, E1	See Note See Note(s) E, E1	1153335-NLA See Note(s) C, A, A1
-Right w/ Wheel Lock	N/A	N/A	1153648-NLA See Note(s) B1, B
-Left	See Note See Note(s) E, E1	See Note See Note(s) E, E1	1153336-NLA See Note(s) D, A, A1
-Left w/ Wheel Lock	N/A	N/A	1153649-NLA See Note(s) B1, B
Torque SP	TRUTK (Non-Heavy Duty) Optional	TRUTK (Non-Heavy Duty) Optional	TRUTK (Heavy Duty) Optional
-Right	See Note See Note(s) E, E1	See Note See Note(s) E, E1	1153335-NLA See Note(s) C, A, A1
-Right w/ Wheel Lock	N/A	N/A	1153648-NLA See Note(s) B, B1
-Left	See Note See Note(s) E, E1	See Note See Note(s) E, E1	1153336-NLA See Note(s) D, A, A1
-Left w/ Wheel Lock	N/A	N/A	1153649-NLA See Note(s) B1, B

## **GB (TrueTrack) Heavy Duty Motors and Hardware**

### **For Both MKIV Elec.'s Before 5/22/07 & MK6i After 5/21/07**

**NOTE: GB motors were not available with the Arrow (301-401HD) user weight selection until 1/26/04 when the TTHD GB motors covered all Arrow user weight limits STANDARD. NOTE: GB motors were not available with the Torque SP (301-351 TQHD) user weight selection until 1/26/04 when the user weight limit was raised to 400 Lbs.**

NOTE: A - Kit includes a GB HD Motor, Brake Lever Hardware and (Controller Gasket Connector kit). The brake release mechanism was revised 10/29/07 eliminating the torsion spring, adding a bellville washer and  
A1 - stop plate to limit travel of the brake lever to prevent permanent damage to the motor. The Controller Gasket Connector was introduced 10/26/07 and attaches to the controller motor cables. Instruction sheets included also.  
B - Kit includes a GB HD Motor, Brake Lever Hardware, (Controller Gasket Connector kit) and  
B1 - a revised Wheel Lock with longer mounting screws. Revised Wheel Lock used for chairs made before 10/29/07 equipped with Wheel Locks. The new Stop Plate and revised Wheel Lock now share the same mounting holes on the Suspension Arm  
C - For chairs manufactured before 1/1/06 a RT. Suspension Arm Kit part #1153679 is required in addition to a motor assembly. Refer to the Suspension Arm Kits chart  
D - For chairs manufactured before 1/1/06 a LT. Suspension Arm Kit part #1153680 is required in addition to a motor assembly. Refer to the Suspension Arm Kits chart  
E - Part is no longer available as a service part. The Customer will need to upgrade to Heavy Duty TrueTrack GB Motors. A new upgraded Base Only with MK6i Electronics must be ordered through the Equipment Configurator. If the Customer  
E1 - has MKIV Electronics on the wheelchair with power seating then a whole new base and power seating is required.

NOTE: GB motors were not available with the Arrow (301-401HD) user weight selection until 1/26/04 when the TTHD GB motors covered all Arrow user weight limits STANDARD. NOTE: GB motors were not available with the Torque SP (301-351 TQHD) user weight selection until 1/26/04 when the user weight limit was raised to 400 Lbs.

# GB (TrueTrack) Heavy Duty Motors and Hardware

## For Both MKIV Elec.'s Before 5/22/07 & MK6i After 5/21/07

**NOTE:** GB motors were not available with the Arrow (301-401HD) user weight selection until 1/26/04 when the TTHD GB motors covered all Arrow user weight limits STANDARD. **NOTE:** GB motors were not available with the Torque SP (301-351 TQHD) user weight selection until 1/26/04 when the user weight limit was raised to 400 Lbs.

### Item #25a Warranty Replacement or Reconditioned Motor - Date Application Reference Chart MKIV (Before 5/22/07)

Model Number and Side	Before 2/6/03	2/6/03-1/25/04 and (2/6/03-3/14/04 For VA Gov't Orders)	1/26/04-5/21/07 and (3/15/04-5/21/07 For VA Gov't Orders)
Storm Arrow	TRUTK (Non-Heavy Duty) Standard	TRUTK (Non-Heavy Duty) Standard	TTHD (Heavy Duty) Standard
-Right WARR RPLMT	N/A	N/A	1123235E-NLA See Note(s) F
-Right Reconditioned See Note(s) H	See Note See Note(s) H1, H	See Note See Note(s) H, H1	1153335E See Note(s) A, A1, C, E, G
-Right WARR RPLMT w/ Wheel Lock	N/A	N/A	1153648E-NLA See Note(s) E, B1, G, B
-Left WARR RPLMT	N/A	N/A	1123234E-NLA See Note(s) F
-Left Reconditioned	See Note See Note(s) H1, H	See Note See Note(s) H, H1	1153336E See Note(s) A, A1, D, E, G
-Left WARR RPLMT w/ Wheel Lock	N/A	N/A	1153649E-NLA See Note(s) G, B1, B, E
Storm Arrow	N/A	TTHD (Heavy Duty) Optional	N/A
-Right WARR RPLMT	N/A	1123235E-NLA See Note(s) F	N/A
-Right Reconditioned	N/A	1153335E See Note(s) A, G, A1, C, E	N/A
-Right WARR RPLMT w/ Wheel Lock	N/A	1153648E-NLA See Note(s) B, G, B1, E	N/A
-Left WARR RPLMT	N/A	1123234E-NLA See Note(s) F	N/A
-Left Reconditioned	N/A	1153336E See Note(s) A, G, A1, D, E	N/A
-Left WARR RPLMT w/ Wheel Lock	N/A	1153649E-NLA See Note(s) B, B1, E, G	N/A
Storm RX	TRUTK (Non-Heavy Duty) Optional	TRUTK (Non-Heavy Duty) Optional	TRUTK (Heavy Duty) Optional
-Right WARR RPLMT	N/A	N/A	1123235E-NLA See Note(s) F
-Right Reconditioned	See Note See Note(s) H1, H	See Note See Note(s) H, H1	1153335E See Note(s) A, A1, C, E, G
-Right WARR RPLMT w/ Wheel Lock	N/A	N/A	1153648E-NLA See Note(s) E, B1, G, B
-Left WARR RPLMT	N/A	N/A	1123234E-NLA See Note(s) F

# GB (TrueTrack) Heavy Duty Motors and Hardware

## For Both MKIV Elec.'s Before 5/22/07 & MK6i After 5/21/07

**NOTE:** GB motors were not available with the Arrow (301-401HD) user weight selection until 1/26/04 when the TTHD GB motors covered all Arrow user weight limits STANDARD. **NOTE:** GB motors were not available with the Torque SP (301-351 TQHD) user weight selection until 1/26/04 when the user weight limit was raised to 400 Lbs.

### Item #25a Warranty Replacement or Reconditioned Motor - Date Application Reference Chart MKIV (Before 5/22/07)

Model Number and Side	Before 2/6/03	2/6/03-1/25/04 and (2/6/03-3/14/04 For VA Gov't Orders)	1/26/04-5/21/07 and (3/15/04-5/21/07 For VA Gov't Orders)
-Left Reconditioned	See Note See Note(s) H1, H	See Note See Note(s) H, H1	1153336E See Note(s) A, A1, D, E, G
-Left WARR RPLMT w/ Wheel Lock	N/A	N/A	1153649E-NLA See Note(s) E, B1, G, B
Torque SP	TRUTK (Non-Heavy Duty) Optional	TRUTK (Non-Heavy Duty) Optional	TRUTK (Heavy Duty) Optional
-Right WARR RPLMT	N/A	N/A	1123235E-NLA See Note(s) F
-Right Reconditioned	See Note See Note(s) H, H1	See Note See Note(s) H, H1	1153335E See Note(s) G, E, C, A, A1
-Right WARR RPLMT w/ Wheel Lock	N/A	N/A	1153648E-NLA See Note(s) G, E, B1, B
-Left WARR RPLMT	N/A	N/A	1123234E-NLA See Note(s) F
-Left Reconditioned	See Note See Note(s) H, H1	See Note See Note(s) H, H1	1153336E See Note(s) D, E, G, A, A1
-Left WARR RPLMT w/ Wheel Lock	N/A	N/A	1153649E-NLA See Note(s) E, B1, B, G

**NOTE:** A - Kit includes a GB HD Motor, Brake Lever Hardware and (Controller Gasket Connector kit). The brake release mechanism was revised 10/29/07 eliminating the torsion spring, adding a bellville washer and  
A1 - stop plate to limit travel of the brake lever to prevent permanent damage to the motor. The Controller Gasket Connector was introduced 10/26/07 and attaches to the controller motor cables. Instruction sheets included also.  
B - Kit includes a GB HD Motor, Brake Lever Hardware, (Controller Gasket Connector kit) and  
B1 - a revised Wheel Lock with longer mounting screws. Revised Wheel Lock used for chairs made before 10/29/07 equipped with Wheel Locks. The new Stop Plate and revised Wheel Lock now share the same mounting holes on the Suspension Arm  
C - For chairs manufactured before 1/1/06 a RT. Suspension Arm Kit part #1153679 is required in addition to a motor assembly. Refer to the Suspension Arm Kits chart  
D - For chairs manufactured before 1/1/06 a LT. Suspension Arm Kit part #1153680 is required in addition to a motor assembly. Refer to the Suspension Arm Kits chart  
E - Additional hardware is not required. Motors include a Controller Gasket Connector Kit and instruction sheets.  
F - For use on chairs with serial number series 07H and before.  
G - For use on chairs with serial number series 07I and after.  
H - Part is no longer available as a service part. the Customer will need to upgrade to Heavy Duty TrueTrack GB Motors. A new upgraded Base Only with MK6i Electronics must be ordered through the Equipment Configurator. If the Customer  
H1 - has MKIV Electronics on a wheelchair with power seating then a whole new base and power seating is required.

**NOTE:** GB motors were not available with the Arrow (301-401HD) user weight selection until 1/26/04 when the TTHD GB motors covered all Arrow user weight limits STANDARD. **NOTE:** GB motors were not available with the Torque SP (301-351 TQHD) user weight selection until 1/26/04 when the user weight limit was raised to 400 Lbs.



# GB (TrueTrack) Heavy Duty Motors and Hardware

## For Both MKIV Elec.'s Before 5/22/07 & MK6i After 5/21/07

**NOTE:** GB motors were not available with the Arrow (301-401HD) user weight selection until 1/26/04 when the TTHD GB motors covered all Arrow user weight limits STANDARD. **NOTE:** GB motors were not available with the Torque SP (301-351 TQHD) user weight selection until 1/26/04 when the user weight limit was raised to 400 Lbs.

### Item #25b New Motor - Date Application Reference Chart MK6i (After 5/21/07)

Model and Side	Part Number
Storm Arrow	Storm Arrow (Std.) (300 Lb. & 400 Lb. Weight Limits)
-Right	1153335-NLA See Note(s) A1, A
-Right w/ Wheel Lock	1153648-NLA See Note(s) B1, B
-Left	1153336-NLA See Note(s) A1, A
-Left w/ Wheel Lock	1153649-NLA See Note(s) B1, B
Storm RX	Storm RX (Optional) (400 Lb. Weight Limit)
-Right	1153335-NLA See Note(s) A1, A
-Right w/ Wheel Lock	1153648-NLA See Note(s) B, B1
-Left	1153336-NLA See Note(s) A, A1
-Left w/ Wheel Lock	1153649-NLA See Note(s) B, B1
Torque SP/SE	(Optional) (300 Lb. Weight Limit)
-Right	1153335-NLA See Note(s) A1, A
-Right w/ Wheel Lock	1153648-NLA See Note(s) B, B1
-Left	1153336-NLA See Note(s) A1, A
-Left w/ Wheel Lock	1153649-NLA See Note(s) B, B1
Torque 3	(Optional) (300 Lb. Weight Limit)
-Right	1153335-NLA See Note(s) A, A1
-Left	1153336-NLA See Note(s) A, A1
<b>NOTE:</b> A - Kit includes a GB HD Motor, Brake Lever Hardware and (Controller Gasket Connector kit). The brake release mechanism was revised 10/29/07 eliminating the torsion spring, adding a bellville washer and A1 - stop plate to limit travel of the brake lever to prevent permanent damage to the motor. The Controller Gasket Connector was introduced 10/26/07 and attaches to the controller motor cables. Instruction sheets included also. B - Kit includes a GB HD Motor, Brake Lever Hardware, (Controller Gasket Connector kit) and B1 - a revised Wheel Lock with longer mounting screws. Revised Wheel Lock used for chairs made before 10/29/07 equipped with Wheel Locks. The new Stop Plate and revised Wheel Lock now share the same mounting holes on the Suspension Arm	

# GB (TrueTrack) Heavy Duty Motors and Hardware

## For Both MKIV Elec.'s Before 5/22/07 & MK6i After 5/21/07

**NOTE:** GB motors were not available with the Arrow (301-401HD) user weight selection until 1/26/04 when the TTHD GB motors covered all Arrow user weight limits STANDARD. **NOTE:** GB motors were not available with the Torque SP (301-351 TQHD) user weight selection until 1/26/04 when the user weight limit was raised to 400 Lbs.

### Item #25c Warranty Replacement or Reconditioned Motor - Date Application Reference Chart MK6i (After 5/21/07)

Model and Side	Part Number
Storm Arrow	Storm Arrow (Std.) (300 Lb. & 400 Lb. Weight Limits)
-Right WARR RPLMT	1123235E-NLA See Note(s) D
-Right Reconditioned	1153335E See Note(s) A, A1, E, C
-Right WARR RPLMT w/ Wheel Lock	1153648E-NLA See Note(s) C, E, B, B1
-Left WARR RPLMT	1123234E-NLA See Note(s) D
-Left Reconditioned	1153336E See Note(s) A1, C, E, A
-Left WARR RPLMT w/ Wheel Lock	1153649E-NLA See Note(s) B, C, B1, E
Storm RX	Storm RX (Optional) (400 Lb. Weight Limit)
-Right WARR RPLMT	1123235E-NLA See Note(s) D
-Right Reconditioned	1153335E See Note(s) E, C, A1, A
-Right WARR RPLMT w/ Wheel Lock	1153648E-NLA See Note(s) B, E, B1, C
-Left WARR RPLMT	1123234E-NLA See Note(s) D
-Left Reconditioned	1153336E See Note(s) A, E, A1, C
-Left WARR RPLMT w/ Wheel Lock	1153649E-NLA See Note(s) B1, C, E, B
Torque SP/SE	(Optional) (300 Lb. Weight Limit)
-Right WARR RPLMT	1123235E-NLA See Note(s) D
-Right Reconditioned	1153335E See Note(s) A1, C, E, A
-Right WARR RPLMT w/ Wheel Lock	1153648E-NLA See Note(s) B, C, B1
-Left WARR RPLMT	1123234E-NLA See Note(s) D
-Left Reconditioned	1153336E See Note(s) A, E, A1, C
-Left WARR RPLMT w/ Wheel Lock	1153649E-NLA See Note(s) E, C, B, B1
Torque 3	(Optional) (300 Lb. Weight Limit)

# GB (TrueTrack) Heavy Duty Motors and Hardware

## For Both MKIV Elec.'s Before 5/22/07 & MK6i After 5/21/07

**NOTE:** GB motors were not available with the Arrow (301-401HD) user weight selection until 1/26/04 when the TTHD GB motors covered all Arrow user weight limits STANDARD. **NOTE:** GB motors were not available with the Torque SP (301-351 TQHD) user weight selection until 1/26/04 when the user weight limit was raised to 400 Lbs.

### Item #25c Warranty Replacement or Reconditioned Motor - Date Application Reference Chart MK6i (After 5/21/07)

Model and Side	Part Number
-Right WARR RPLMT	1123235E-NLA See Note(s) D
-Right Reconditioned	1153335E See Note(s) E, C, A1, A
-Left WARR RPLMT	1123234E-NLA See Note(s) D
-Left Reconditioned	1153336E See Note(s) A, C, A1, E
<b>NOTE:</b> A - Kit includes a GB HD Motor, Brake Lever Hardware and (Controller Gasket Connector kit). The brake release mechanism was revised 10/29/07 eliminating the torsion spring, adding a bellville washer and A1 - stop plate to limit travel of the brake lever to prevent permanent damage to the motor. The Controller Gasket Connector was introduced 10/26/07 and attaches to the controller motor cables. Instruction sheets included also. B - Kit includes a GB HD Motor, Brake Lever Hardware, (Controller Gasket Connector kit) and B1 - a revised Wheel Lock with longer mounting screws. Revised Wheel Lock used for chairs made before 10/29/07 equipped with Wheel Locks. The new Stop Plate and revised Wheel Lock now share the same mounting holes on the Suspension Arm C - Additional hardware is not required. Motors include a Controller Gasket Connector Kit and instruction sheets. D - For use on chairs with serial number series 07H and before. E - For use on chairs with serial number series 07I and after.	

## **GB (TrueTrack) Heavy Duty Motors and Hardware**

### **For Both MKIV Elec.'s Before 5/22/07 & MK6i After 5/21/07**

**NOTE:** GB motors were not available with the Arrow (301-401HD) user weight selection until 1/26/04 when the TTHD GB motors covered all Arrow user weight limits STANDARD. **NOTE:** GB motors were not available with the Torque SP (301-351 TQHD) user weight selection until 1/26/04 when the user weight limit was raised to 400 Lbs.

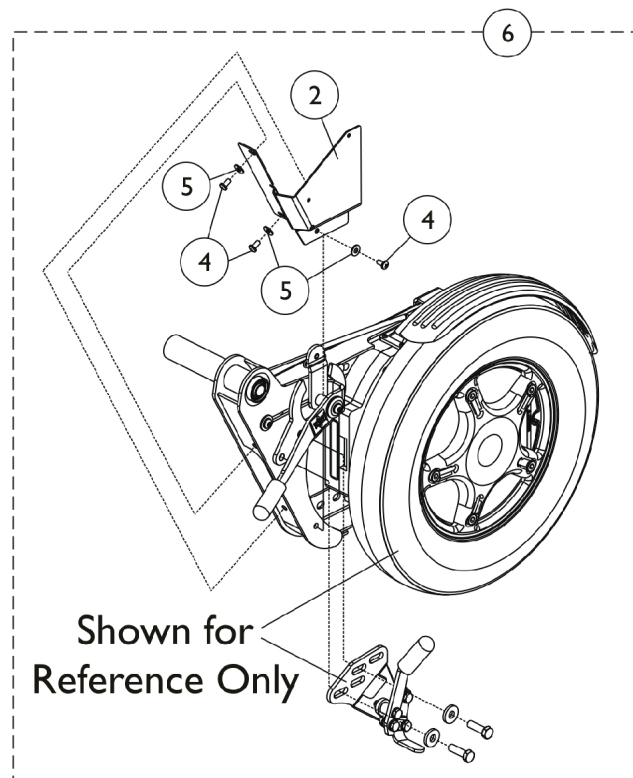
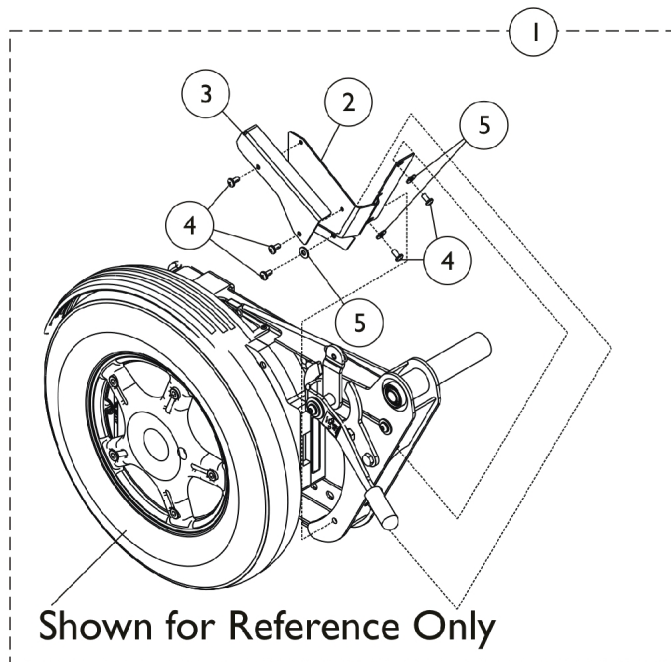
### **Suspension Arm and Hardware Kits**

**Suspension Arm Kits are ordered in "addition" to Motor Kit part numbers 1153335, 1153335E, 1153336 or 1153336E for chairs manufactured before 1/1/06**

Side	Part Number
-Right	1153679-NLA See Note(s) A
-Left	1153680 See Note(s) A

**NOTE:** A - Suspension Arm Kits will include the suspension arm, instruction sheet and mounting hardware for the motor, wheel, brake lever and fender. The new suspension arm will have the holes necessary to accept the brake lever stop plate

## GB Connector Covers



## GB Connector Covers

Item Number	Note	Part Number	Description	Quantity Per	
				Package	Assembly
1	A	1141670-NLA	NLA - GB Connector Cover w/o Wheel Lock Assembly - Right	1	1
2			Bracket, Cover, Connector, Black - Right	1	1
3			Bracket, Cover, Connector, Top, Black - Right	1	1
4			NLA - Screw, Phillips Pan Head w/ Patch (#10-32 x 3/8")	1	4
5			NLA - Washer, Plain (3/16 x 1/2 x 1/16")	1	2
			Sheet, Instruction	1	1
1	A	1141671-NLA	NLA - GB Connector Cover w/o Wheel Lock Assembly - Left	1	1
2			Bracket, Cover, Connector, Black - Left	1	1
3			Bracket, Cover, Connector, Top, Black - Left	1	1
4			NLA - Screw, Phillips Pan Head w/ Patch (#10-32 x 3/8")	1	4
5			NLA - Washer, Plain (3/16 x 1/2 x 1/16")	1	2
			Sheet, Instruction	1	1
6	B	1141672	GB Connector Cover w/ Wheel Lock Assembly - Right	1	1
2			Bracket, Cover, Connector, Black - Right	1	1
4			NLA - Screw, Phillips Pan Head w/ Patch (#10-32 x 3/8")	1	2
5			NLA - Washer, Plain (3/16 x 1/2 x 1/16")	1	2
			Sheet, Instruction	1	1
6	B	1141673	GB Connector Cover w/ Wheel Lock Assembly - Left	1	1
2			Bracket, Cover, Connector, Black - Left	1	1
4			NLA - Screw, Phillips Pan Head w/ Patch (#10-32 x 3/8")	1	2
5			NLA - Washer, Plain (3/16 x 1/2 x 1/16")	1	2
			Sheet, Instruction	1	1

NOTE: A - Includes items 2-5 and instruction sheet.  
 B - Includes items 2, 4, 5 and instruction sheet.

# GB Motors Warranty or Reconditioned Replacement Reference Chart

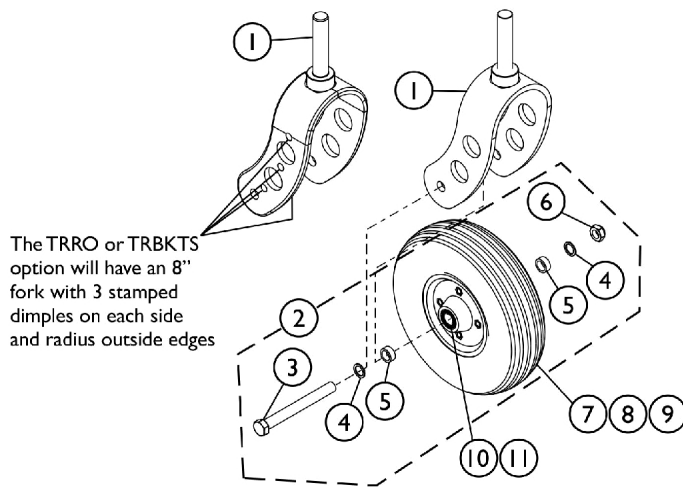
## GB Motor Warranty or Reconditioned Replacement (SN 07HXXXXXX and Before)

Side (All Models)	Chair SN 07HXXXXXX and Before	Part Number
Left WARR RPLMT	07HXXXXXX	1123234E-NLA
Left WARR RPLMT w/ Wheel Lock	07HXXXXXX	1123234E-NLA See Note(s) A
Right WARR RPLMT	07HXXXXXX	1123235E-NLA
Right WARR RPLMT w/ Wheel Lock	07HXXXXXX	1123235E-NLA See Note(s) A
NOTE: A - Used for chairs originally ordered with wheel Locks before 10/29/07		

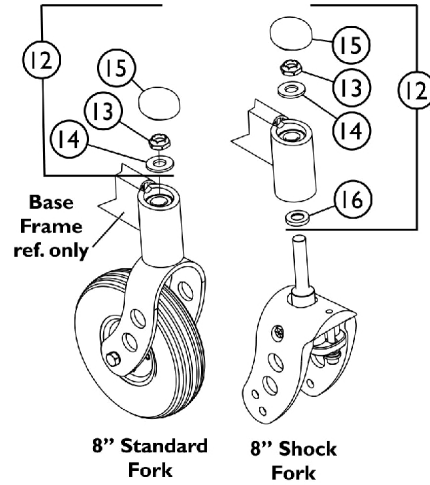
## GB Motor Warranty or Reconditioned Replacement (SN 07IXXXXXX and After)

Side (All Models)	Chair SN 07IXXXXXX and After	Part Number
Left Reconditioned	07IXXXXXX	1153336E
Left WARR RPLMT w/ Wheel Lock	07IXXXXXX	1153649E-NLA See Note(s) A
Right Reconditioned	07IXXXXXX	1153335E
Right WARR RPLMT w/ Wheel Lock	07IXXXXXX	1153648E-NLA See Note(s) A
NOTE: A - Used for chairs originally ordered with wheel Locks before 10/29/07		

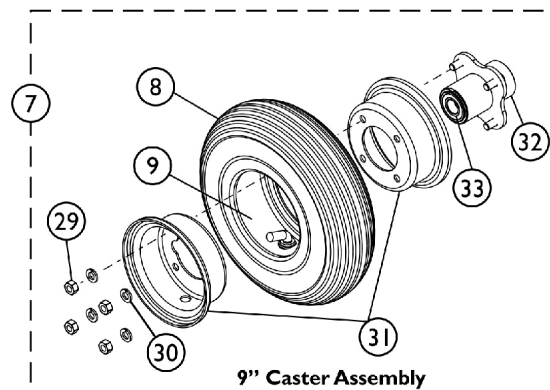
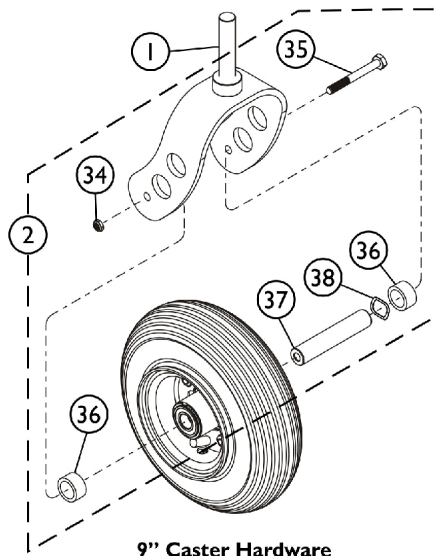
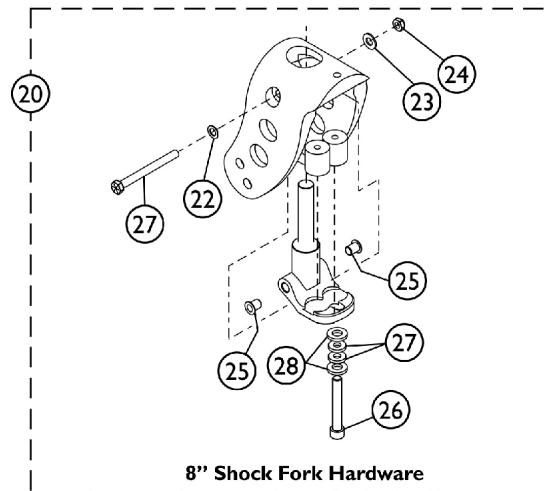
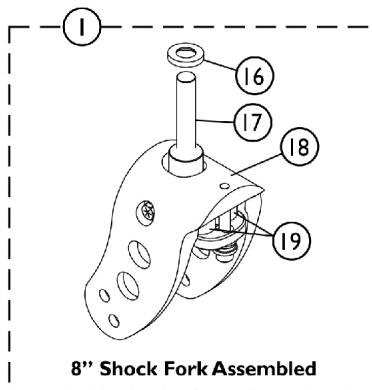
## 8" and 9" Caster Assemblies



8" Caster Hardware



Fork Mounting Hardware





## 8" and 9" Caster Assemblies

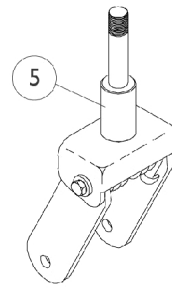
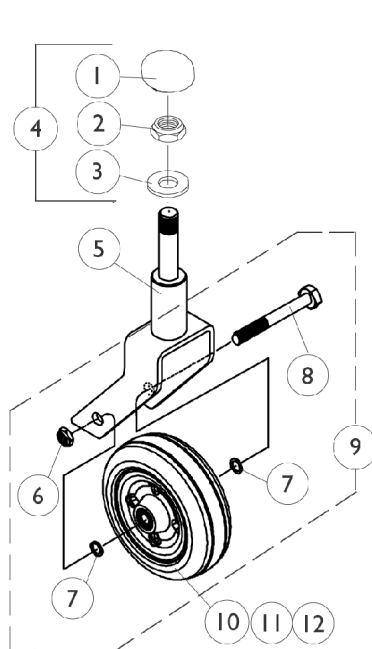
Item Number	Note	Part Number	Description	Quantity Per	
				Package	Assembly
1	H	1104409	Fork Assembly, Standard (8" Caster)	1	1
1	H	1134471	Fork Assembly, Standard (8" Caster) TRRO/TRBKTS	1	1
1	H	1104410	Fork Assembly, Standard (9" Caster)	1	1
1		1106423	Fork Assembly, Shock (8" Caster)	1	1
2	A	1104419	Hardware, 8" Caster Standard/ Shock Fork (Per Side)	1	1
2	I	1186352	Hardware, 9" Caster, Standard Fork (Per Side)	1	1
3		1070400	Screw, Hex Head (7/16-20 x 4")	1	1
4		1025724	Washer, Steel (15/32 x 5/8 x 3/64")	1	2
5		1101756	Spacer (7/16 x 5/8 x 5/8")	1	2
6		1025734	Locknut (7/16-20)	1	1
7	J	1101108	Wheel Assembly w/ Bearings, Semi-Pneumatic (8" x 2-1/4")	1	1
7	K	60108616	Kit, Wheel Assembly w/ Bearings, Semi-Pneumatic (8" x 2-1/4")	1	1
7	J	1002002	Wheel Assembly w/ Bearings, Pneumatic (8" x 2")	1	1
7	K	60108617	Kit, Wheel Assembly w/ Bearings, Pneumatic (8" x 2")	1	1
7	B	1101157	Wheel Assembly w/ Bearings, Pneumatic (9" x 2-3/4")	1	1
7	C	1101158	Wheel Assembly w/ Bearings, Pneumatic w/ Flat Free (9" x 2-3/4")	1	1
8		40176X034	Tire, Pneumatic (8" x 2")	1	1
8		1101155	Tire, Pneumatic, Grey (9" x 2-3/4")	1	1
8		1101106	Tire, Semi-Pneumatic, Grey (8" x 2-1/4")	1	1
8	G	1101156	Tire w/ Foam Fill Insert, Grey (9" x 2-3/4")	1	1
9		1034942	Tube, Pneumatic Inner (8 x 2")	1	1
9		1027417	Tube, Pneumatic Inner (9 x 2-3/4")	1	1
10		1006049	Bearing (7/16")	1	2
11		1020592	Spacer, Bearing (7/16 x 5/8 x 1-3/4")	1	1
12	D	1104451	Hardware, Caster Fork Mounting	1	1
12	E	1106227	Hardware, Caster/ Shock Fork Mounting	1	1
13		1028550	Locknut (5/8-18)	1	1
14		1041444	Washer, Nylon (5/8 x 1-5/16 x 1/8")	1	1
15		1101737	Cap, End, Tube, Black	1	1
16		1106068	Spacer, Stem (5/8 x 1-1/8 x 3/16")	1	1
17		1104853-NLA	NLA - Stem, Shock Fork, Black (6" and 8")	1	1
18		1104851	Fork, Shock (6" and 8")	1	1
19		1104879	Spring, Polyurethane, Yellow	1	2
20		1104855	Hardware, Shock Fork (6" and 8")	1	1
21		1025705-NLA	NLA - Screw, Hex Head (5/16-24 x 3-1/4")	1	1
22		1016652	Washer (5/16 x 9/16 x 1/32")	1	2
23		1026032	Washer, Nylon (11/32 x 11/16 x 1/16")	1	1
24		1026906-NLA	NLA - Locknut (5/16-24)	1	1

## 8" and 9" Caster Assemblies

Item Number	Note	Part Number	Description	Quantity Per	
				Package	Assembly
25		1093978-NLA	NLA - Flange (5/16" I.D.)	1	2
26		1106223	Screw, Socket Head (3/8-16 x 2-1/2")	1	1
27		1106225-NLA	NLA - Washer, Nylon (5/16 x 11/16 x 1/8")	1	2
28		1069548-NLA	NLA - Washer, Steel (7/16 x 13/16 x 1/8")	1	2
29		1024426-NLA	NLA - Nut, Hex (5/16-24)	1	4
30		1024442-NLA	NLA - Washer, Lock (5/16 x 9/16 x 1/16")	1	4
31	F	1013460-NLA	NLA - Kit, Rim, Outer/Inner Half w/ Hardware (10")	1	1
31	F	1025399-NLA	NLA - Kit, Rim, Outer/Inner Half w/ Hardware (9")	1	1
32		1013466	Hub with Bearings Assembly	1	1
33		1015610	Bearing with Grip Ring (5/8")	1	2
NOTE: A - Includes items 3-6 B - Includes items 8-9 and 29-33 C - Includes items 8 and 29-33 D - Includes items 13-15 E - Includes items 13-16 F - Includes items 29 and 30 G - Insert molded to tire H - 400 Lb. weight limit and under I - Includes items 34-38. Hardware sold complete. Refer to service manual part #1104849 for installation instructions located at <a href="http://www.invacare.com">www.invacare.com</a> under Product Literature Search. J - Used Before 07/08/19. Wheel Tire color is Grey K - Used After 07/07/19. Wheel Tire color is Black					

# 6" Caster Assembly

**NOTE:** 6" caster assemblies available On-Chair as of 11/19/01



**6" Caster Shock Fork**

# 6" Caster Assembly

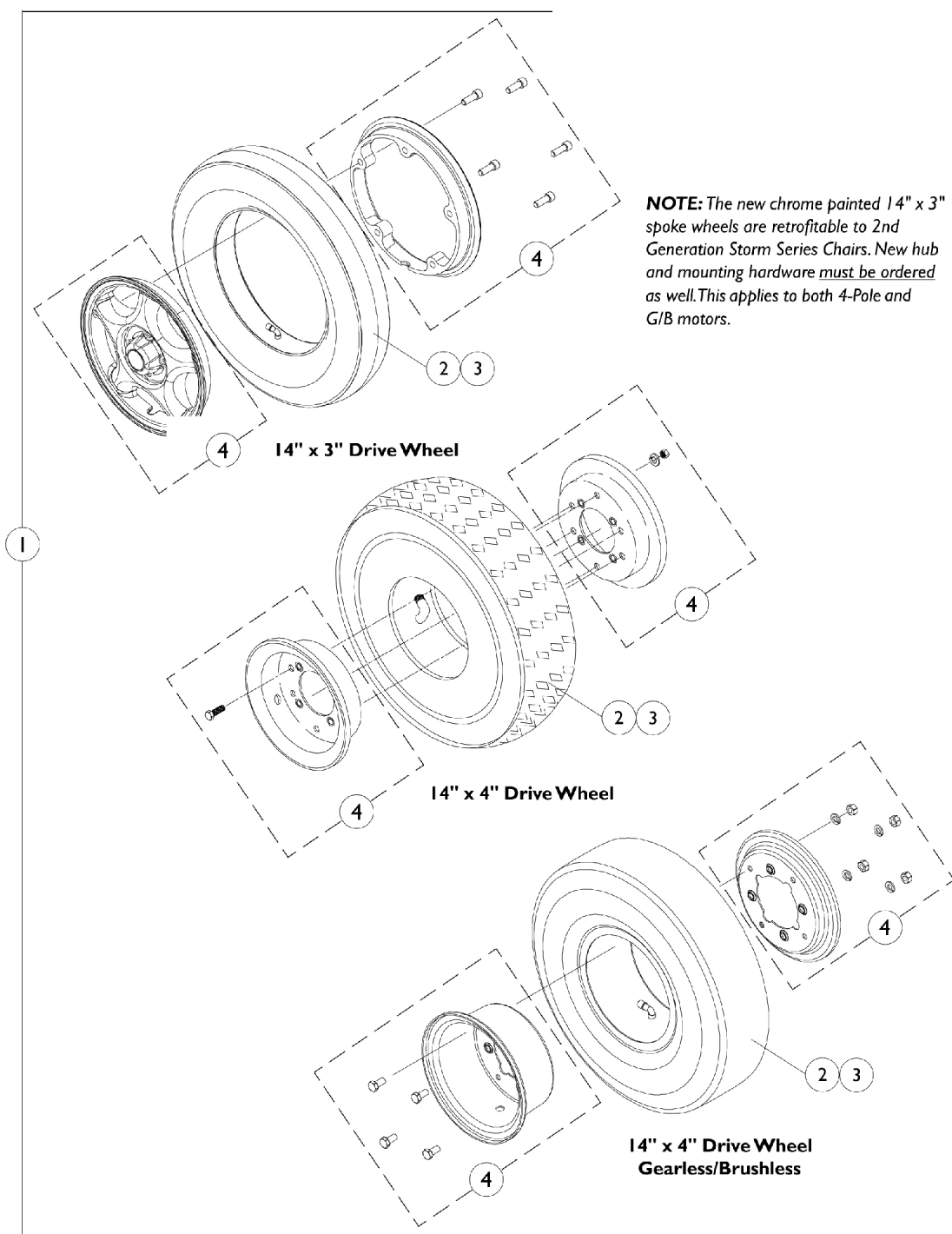
NOTE: 6" caster assemblies available On-Chair as of 11/19/01

Item Number	Note	Part Number	Description	Quantity Per	
				Package	Assembly
1		1101737	Cap, End, Tube, Black	1	1
2		1028550	Locknut (5/8-18)	1	1
3		1041444	Washer, Nylon (5/8 x 1-5/16 x 1/8")	1	1
4	A	1104451	Hardware, Caster Fork Mounting	1	1
5	C,D	8881041458	Fork and Stem Assembly (6" Caster)	1	1
5	C,D	8881056379	Fork, Shock, Color (6")	1	1
6		7930331-NLA	NLA - Locknut (7/16-20")	25	1
7		7930329	Washer, Steel (15/32 x 5/8 x 3/64")	25	2
8		1025726	Screw, Hex Head (7/16-20 x 3-1/4")	1	1
9	B	1042489	Hardware, Caster Axle	1	2
9	B	1058890-NLA	NLA - Hardware, Caster, Shock Fork (Pair)	2	1
10	E	1072014-NLA	NLA - Wheel Assembly, Semi-Pneumatic, Urethane (6" x 2")	1	1
10	F	1115179	Wheel Assembly, Semi-Pneumatic, Urethane, Deep Profile, Grey Tire/Black Hub (6" x 2")	1	1
10	F,G	1122066	Wheel Assembly, Semi-Pneumatic, Urethane, Deep Profile, Grey Tire/Black Hub (6" x 2") (Pair)	2	1
10	H	1175881	Wheel Assembly, Urethane, Deep Profile, Grey Tire/Silver Hub (6" x 2")	1	1
10	H	1180077	Wheel Assembly, Urethane, Deep Profile, Grey Tire/Silver Hub (6" x 2") (Pair)	2	1
11		1006049	Bearing (7/16")	1	2
12		1020592	Spacer, Bearing (7/16 x 5/8 x 1-3/4")	1	1

NOTE: A - Includes items 1-3  
 B - Includes items 6-8 to accommodate 1 side.  
 C - Specify frame color when ordering. See page titled "Frame Finishes and Touch-Up Paints".  
 D - 300 Lb. weight limit and under  
 E - Service part No Longer Available 8/15/03. Due to product improvement, order (pair) part number 1122066 dated after 8/14/03 so each side matches. The deep profile caster has 2 tread grooves w/ round corners instead of 4 tread grooves w/ square corners.  
 F - Service part 8/13/03-2/29/12.  
 G - Part number 1122066 is a pair number that can be used to replace part number 1072014 that was discontinued 8/15/03  
 H - After 2/29/12. Caster changed from Grey Tire/Black Hub to Grey Tire/Silver Hub.

## Drive Wheels for Non-Free Wheel Hubs (4 Pole Motors Before 8/17/10 US and Canada) & GB Non-Heavy Duty Motors

**NOTE:** New drive wheel mounting hardware is required when converting from (14" x 3") to (14" x 4") drive wheels.



## Drive Wheels for Non-Free Wheel Hubs (4 Pole Motors Before 8/17/10 US and Canada) & GB Non-Heavy Duty Motors

**NOTE: New drive wheel mounting hardware is required when converting from (14" x 3") to (14" x 4") drive wheels.**

Item Number	Note	Part Number	Description	Quantity Per	
				Package	Assembly
1-3		See Chart	#'s 1, 2 and 3 Drive Wheels for Non-Free Wheel Hubs	1	1
4	F	1104882-NLA	NLA - Kit, 8" Rim w/ Hardware (14 x 3" Wheel)	1	1
4	E	1042453-NLA	NLA - Kit, 6" Rim w/ Hardware (14" x 4" Wheel)	1	1
4	B	1078246-NLA	NLA - Kit, 6" Rim w/ Hardware (14" x 4" Wheel)	1	1
	C,D	1101094	Screw, Socket Head w/ Patch (5/16-18 x 7/8")	1	5
	A,C	1024443-NLA	NLA - Screw, Hex Head (5/16-24 x 5/8")	1	6
	A,C	1024442-NLA	NLA - Washer, Lock (5/16 x 9/16 x 1/16")	1	6
	A,C	1024426-NLA	NLA - Nut, Hex (5/16-24)	1	6
NOTE: A - included in rim hardware part number 1042453 and (rim hardware part number 1078246 quantity 4 each) B - For GB motors only C - Not Shown D - included in rim hardware part number 1104882 E - For 4-Pole Motors F - For 4-Pole and GB motors					

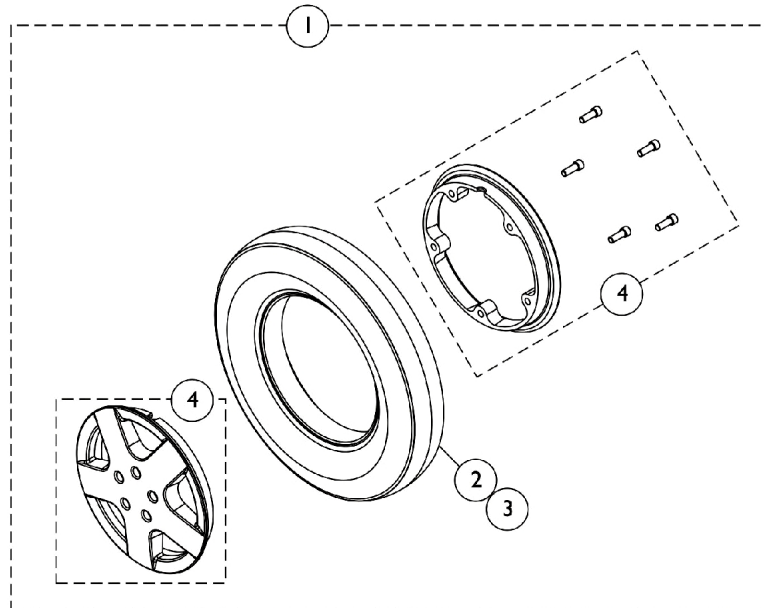
### Item #'s 1, 2 and 3 Wheel Components

Wheel Size	Item #1 Wheel Complete Pneumatic	Item #1 Wheel Complete w/ Flat Free	Item #2 Tire	Item #2 Tire w/ Flat Free	Item #3 Tube
14" x 3" For 4-Pole & GB Motors	1104438	1104437	1039652	1101754	1039651
14" x 4" For 4-Pole Motors	1042476	1042477	1042474	1042478	1042475
14" x 4" For GB Motors See Note(s) A1, A	1079305-NLA	1079304	1042474	1042478	1042475
NOTE: A - The GB 14" x 4" wheel is used on Non-Heavy Duty GB motors only. The GB 14" x 4" wheel is no longer offered on-chair after 1/25/04 (3/14/04 for VA Government orders) and the GB Heavy Duty motors became the only GB motor choice - A1 - ON-Chair after 1/25/04 (3/14/04 for VA Government orders). See page titled "Drive Wheels For TrueTrack GB Heavy Duty TTHD Motors" for chairs manufactured after 1/25/04 (3/14/04 for VA Government orders).					

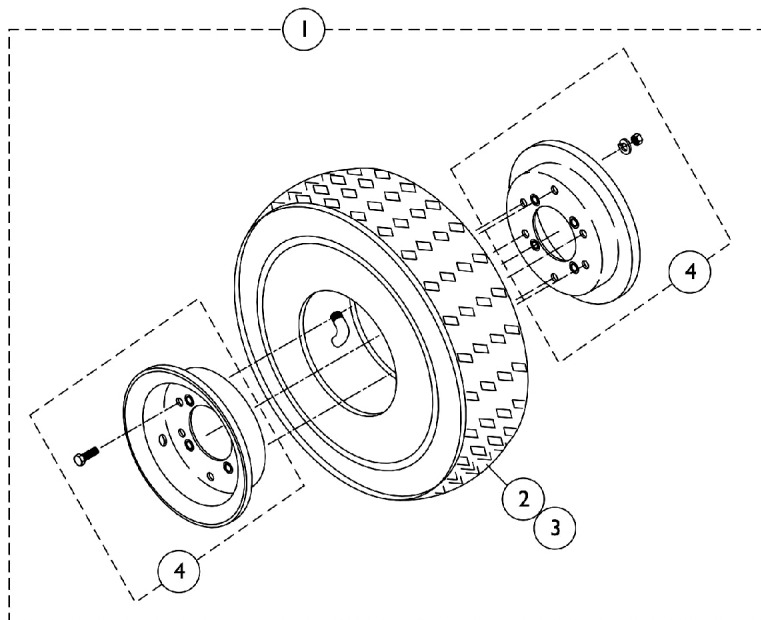
# Drive Wheels for Non-Free Wheel Hubs

## 4 Pole Motors (US and Canada After 8/16/10)

**NOTE:** New drive wheel mounting hardware is required when converting from (14" x 3") to (14" x 4") drive wheels.



**14" x 3" Drive Wheel Assembly**



**14" x 4" Drive Wheel Assembly**

## Drive Wheels for Non-Free Wheel Hubs

### 4 Pole Motors (US and Canada After 8/16/10)

**NOTE: New drive wheel mounting hardware is required when converting from (14" x 3") to (14" x 4") drive wheels.**

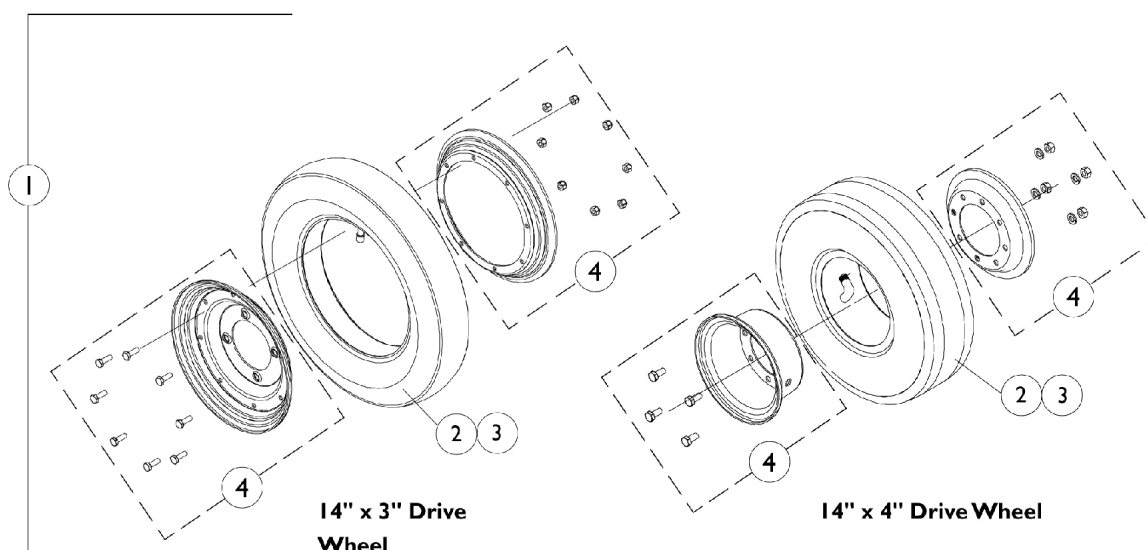
Item Number	Note	Part Number	Description	Quantity Per	
				Package	Assembly
1-3		See Chart	#'s 1, 2 and 3 Drive Wheels for Non-Free Wheel Hubs	1	1
4	A	1121707-NLA	NLA - Kit, 8" Rim w/ Hardware (14" x 3" Wheel)	1	1
4	B	1042453-NLA	NLA - Kit, 6" Rim w/ Hardware (14" x 4" Wheel)	1	1
NOTE: A - Sold complete. Includes the Rims, (5) ea. Socket Head Screws w/ Patch (5/16-18 x 7/8"). Part #1121707 is used item #1 1144653 and 1144660 Wheel Assemblies only. B - Sold complete. Includes the Rims, (6) ea. Hex Head Screws (5/16-24 x 5/8"), (6) ea. Lock Washers (5/16 x 9/16 x 1/16") and (6) ea. Hex Nuts (5/16-24)					

### Item #'s 1, 2 and 3 Wheel Components

Wheel Size	Item #1 Wheel Complete Pneumatic	Item #1 Wheel Complete w/ Flat Free	Item #2 Tire	Item #2 Tire w/ Flat Free	Item #3 Tube
14" x 3"	1144653-NLA See Note(s) C	1144660-NLA See Note(s) F, A	1039652	1141342	1039651
14" x 3"	1176911 See Note(s) D	1178834	1039652	1141342 See Note(s) G	1039651
14" x 3"	1176609 See Note(s) E	1167685 See Note(s) B	1039652	1141342 See Note(s) G	1039651
14" x 3"	60102668 See Note(s) H	60102669 See Note(s) H	N/A	N/A	N/A
14" x 4"	1042476	1042477	1042474	1042478	1042475
NOTE: A - Used Before 3/1/12 for 300 Lb. user weight models and used Before 4/11/12 for 301-400 Lb. user weight models. B - Used Between 2/29/12-07/07/19 for 300 Lb. user weight models and used Between 4/10/12-07/07/19 for 301-400 Lb. user weight models. C - Used Before 4/10/12. No Longer Available. Use Part #1176911 as a replacement. D - Used 4/10/12-6/3/12. Part #1176911 14" x 3" Wheel Assembly has Grey Tire/Black Rim and Metric Hardware. This item is sold complete w/ the Rim Hardware. Tire and Tube are still available for individual sale. E - Used Between 6/4/12-07/07/19. Part #1176609 14" x 3" Wheel Assembly has Grey Tire/Silver Rim and Metric Hardware. This item is sold complete w/ the Rim Hardware. Tire and Tube are still available for individual sale. F - Part #1144660 is No Longer Available. Use part #1178834 as a replacement. Sold complete w/ Grey Tire/Black Rim, Metric Hardware and Flat Free Gel Foam material. It is recommended to order in pairs because of the flat free foam density difference. G - 14" x 3" Tire w/ Soft Density Flat Free Gel foam (yellow) is not available for item #1 1178834 and 1167685. Customer can use the Tire w/ Hard Density Flat Free foam (green) part #1141342. It is recommended to order in pairs to match. H - Used After 07/07/19. Wheel Assembly sold complete only. Drive Wheel Tire color changed from Grey to Black.					



## Drive Wheels for Free Wheel Hubs 4-Pole Motors Only



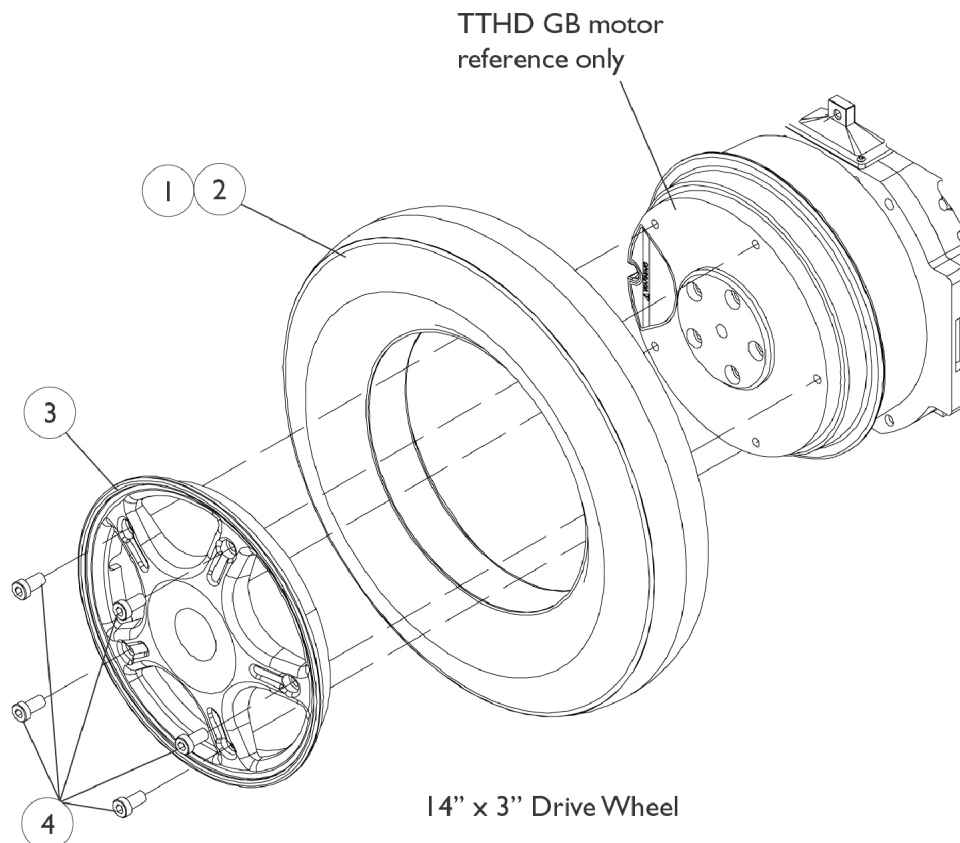
Item Number	Note	Part Number	Description	Quantity Per	
				Package	Assembly
1-3		See Chart	Item #'s 1, 2 and 3 Drive Wheels for Free Wheel Hubs	1	1
4		1104889	Rim, 8" w/ Hardware (14 x 3" Wheel)	1	1
4		1078246-NLA	NLA - Kit, 6" Rim w/ Hardware (14" x 4" Wheel)	1	1
	B,C	7930326-NLA	NLA - Package, Screw, Hex Head (1/4-20 x 3/4")	25	1
	B,C	7930333	Locknut (1/4-20)	25	1
	A,B	1024443-NLA	NLA - Screw, Hex Head (5/16-24 x 5/8")	1	4
	A,B	1024442-NLA	NLA - Washer, Lock (5/16 x 9/16 x 1/16")	1	4
	A,B	1024426-NLA	NLA - Nut, Hex (5/16-24)	1	4
NOTE: A - Included in rim with hardware part number 1078246 B - Not Shown C - Included in rim with hardware part number 1104889					

### Item #'s 1, 2 and 3 Wheel Components

Wheel Size	Item #1 Wheel Complete Pneumatic	Item #1 Wheel Complete w/ Flat Free	Item #2 Tire	Item #2 Tire w/ Flat Free	Item #3 Tube
14" x 3"	1079298	1079301	1039652	1101754	1039651
14" x 4"	1079305-NLA	1079304	1042474	1042478	1042475

## Drive Wheels for GB TrueTrack Heavy Duty (TTHD) Motors

**NOTE:** Gearless/Brushless TrueTrack Heavy Duty (TTHD) motors were introduced and offered as an ON-chair option to Storm Arrow models from 2/6/03 thru 1/25/04 (3/14/04 for VA Government orders). On 1/26/04 (3/15/04 for VA Government orders) Gearless/Brushless TrueTrack Heavy Duty (TTHD) motors became standard on Storm Arrow and optional on Ranger X and Torque SP/SE & Torque 3 models.



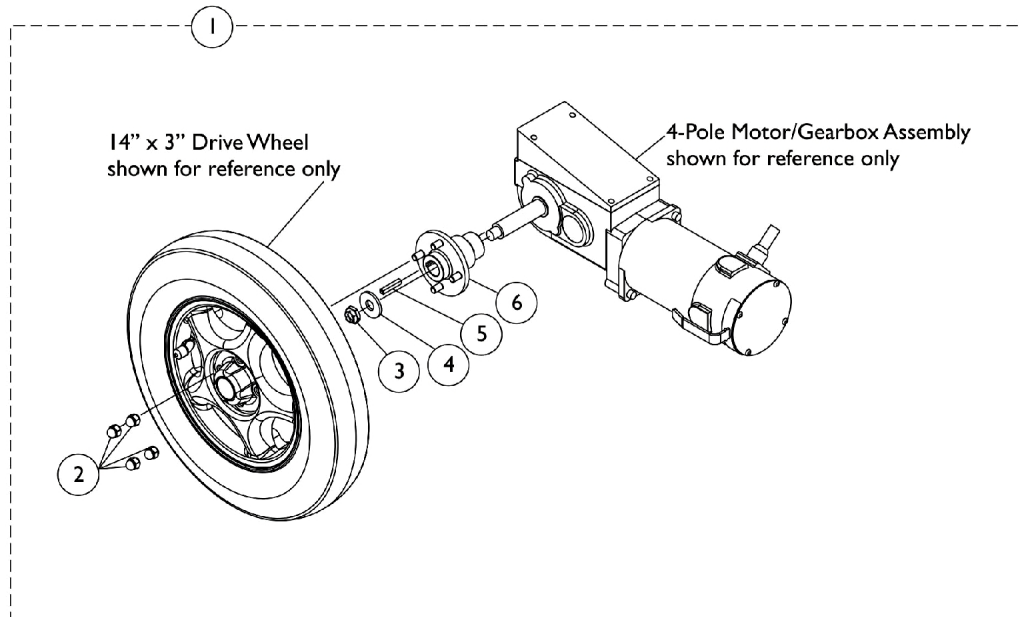
# Drive Wheels for GB TrueTrack Heavy Duty (TTHD) Motors

**NOTE:** Gearless/Brushless TrueTrack Heavy Duty (TTHD) motors were introduced and offered as an ON-chair option to Storm Arrow models from 2/6/03 thru 1/25/04 (3/14/04 for VA Government orders). On 1/26/04 (3/15/04 for VA Government orders) Gearless/Brushless TrueTrack Heavy Duty (TTHD) motors became standard on Storm Arrow and optional on Ranger X and Torque SP/SE & Torque 3 models.

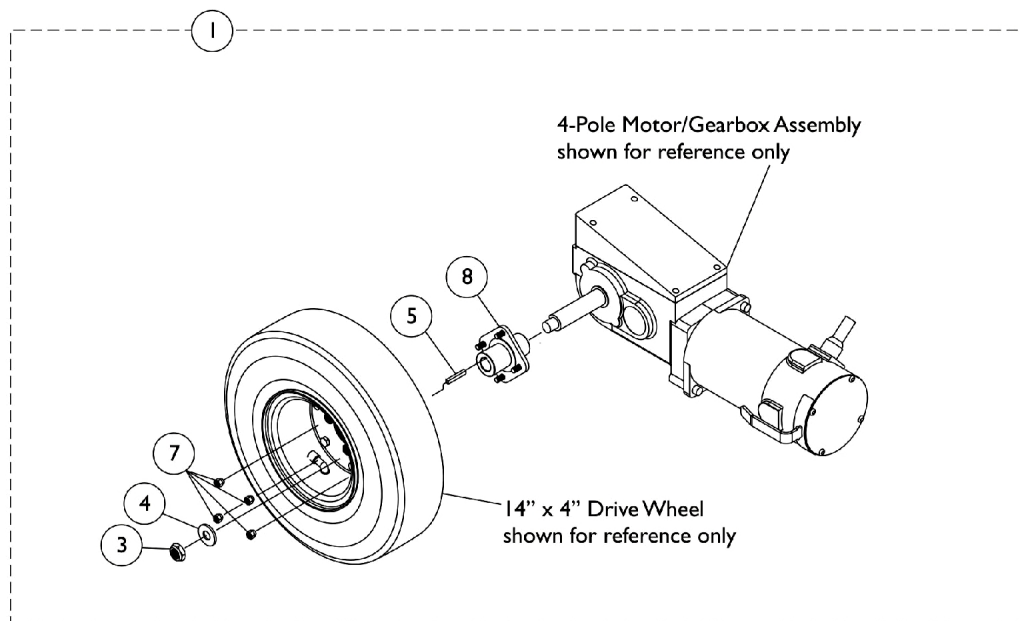
Item Number	Note	Part Number	Description	Quantity Per	
				Package	Assembly
1		1118273	Tire, Pneumatic with Instruction Sheet, Grey (14" x 3")	1	1
1	B,B1	1118274	Kit, Tire w/ Foam Fill Insert and Instruction Sheet, Grey (14" x 3")	1	1
2		1118275	Kit, Inner Tube w/ Instruction Sheet, Black (14 x 3")	1	1
3	B,B1	1116701	Kit, Rim 8" w/ Instruction Sheet (For 14 x 3" Wheel)	1	1
4	B,B1	1113320	Screw, Socket Head (M8 x 1.25 x 16mm)	1	5
	A	1153683	Screw, Socket Head (M8 x 1.25 x 25MM)	1	3
	A,C	1114830-NLA	NLA - Instruction Sheet, Rim and Tire Replacement	1	1
<p>NOTE: A - Not Shown            B - When ordering a new flat free tire, rim or 16MM wheel mounting screws item #4, it is recommended to order 3 ea. of part #1153683 25MM screws as well.            B1 - The 25MM screws are inserted a 1/4" in every other mounting hole on the motor to compress the flat free and make it easier to install the 5 shorter 16MM screws.            C - Item is no longer available from the Invacare Service Parts Department. Refer to the Invacare Website under "Product Literature Search". Enter the part number in the "Keywords" field and download a free PDF version copy.</p>					

# Non-Free Wheel Hub Mount and Hardware (4 Pole Motors Before 8/17/10 US and Canada)

**NOTE:** New drive wheel mounting hardware must be ordered when converting from (14" x 3") to (14" x 4") drive wheels.



**14" x 3" Drive Wheel with 4-Pole Motor/Gearbox Assembly**



**14" x 4" Drive Wheel with 4-Pole Motor/Gearbox Assembly**

## Non-Free Wheel Hub Mount and Hardware (4 Pole Motors Before 8/17/10 US and Canada)

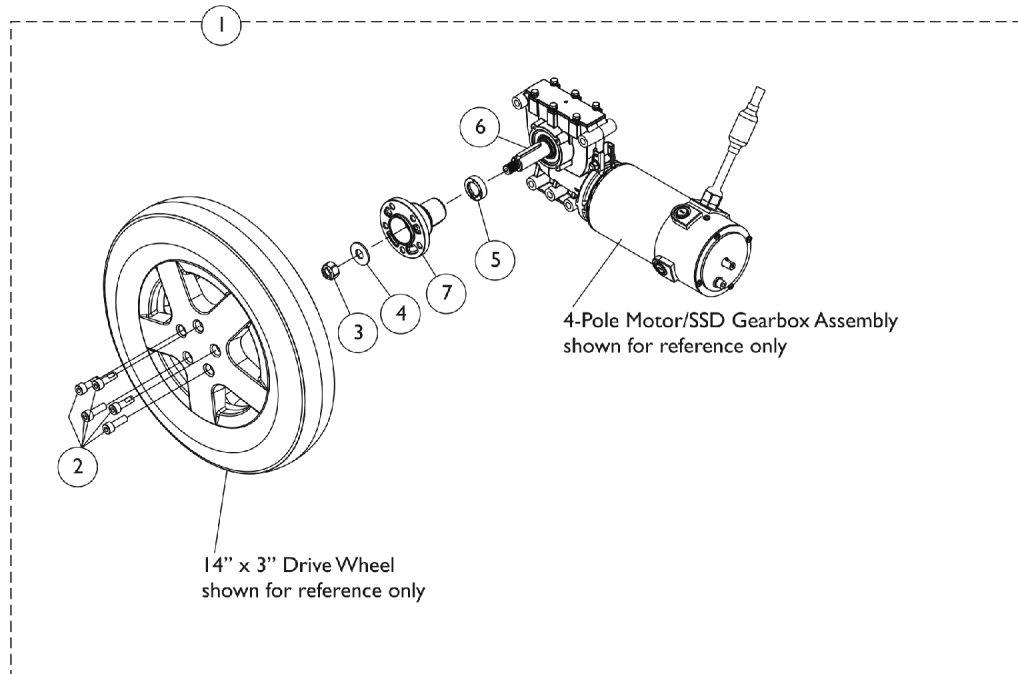
**NOTE: New drive wheel mounting hardware must be ordered when converting from (14" x 3") to (14" x 4") drive wheels.**

Item Number	Note	Part Number	Description	Quantity Per	
				Package	Assembly
1	A	1104844	Kit, Drive Wheel Mounting Hardware (14" x 3")	1	1
1	B	1064355-NLA	Kit, Drive Wheel Mounting Hardware (14" x 4")	1	1
2		1100580	Nut, Beveled Hex (5/16-24)	1	4
3		1001979	Locknut (1/2-20)	1	1
4		1036933	Washer (1/2 x 1-9/32 x 1/8")	1	1
5		1000180	Key (3/16 x 1-1/4")	1	1
6		1100574	Hub, Wheel (14" x 3")	1	1
7		1024444	Locknut (5/16-24)	1	4
8		1063339-NLA	NLA - Hub, Wheel (14" x 4")	1	1

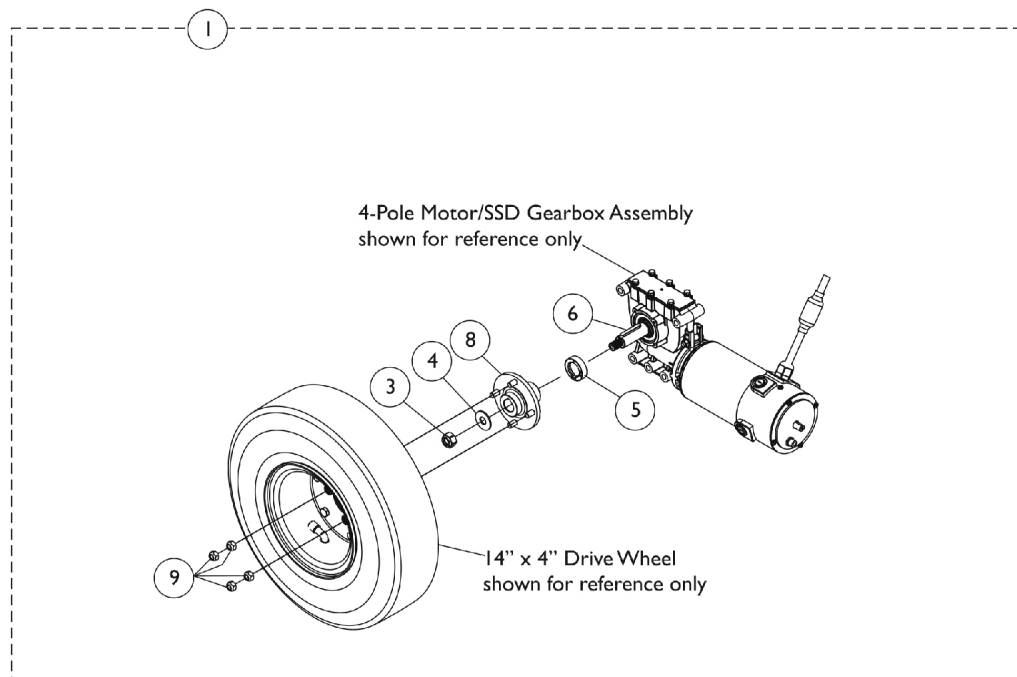
NOTE: A - Includes items 2-6. For 4-Pole Motor/Gearbox with 14" x 3" Wheel  
 B - Includes items 3-5, 7 and 8. For 4-Pole Motor/Gearbox with 14" x 4" Wheel

# Non-Free Wheel Hub Mount and Hardware (4 Pole Motors After 8/16/10 US and Canada)

**NOTE:** New drive wheel mounting hardware must be ordered when converting from (14" x 3") to (14" x 4") drive wheels.



**14" x 3" Drive Wheel with 4-Pole Motor/SSD Gearbox Assembly**



**14" x 4" Drive Wheel with 4-Pole Motor/SSD Gearbox Assembly**

## Non-Free Wheel Hub Mount and Hardware (4 Pole Motors After 8/16/10 US and Canada)

**NOTE: New drive wheel mounting hardware must be ordered when converting from (14" x 3") to (14" x 4") drive wheels.**

Item Number	Note	Part Number	Description	Quantity Per	
				Package	Assembly
1	A	1168890	Kit, 2-Pole Motor Drive Wheel Mounting Hardware (14" x 3")	1	1
2			Screw, Socket Head w/ Patch (M8 x 1.25 x 25mm)	1	5
3			Locknut (M12 x 1.5)	1	1
4			Washer, Plain (12.38mm x 30mm x 2mm)	1	1
5			Spacer, Hub (8mm)	1	1
6			Key (6mm x 6mm x 40mm)	1	1
7			Hub, Wheel (14" x 3")	1	1
1	B	1169651	Kit, Drive Wheel Mounting Hardware (14" x 4")	1	1
3			Locknut (M12 x 1.5)	1	1
4			Washer, Plain (12.38mm x 30mm x 2mm)	1	1
5			Spacer, Hub (8mm)	1	1
6			Key (6mm x 6mm x 40mm)	1	1
8			Locknut (5/16-24)	1	4
9			Hub, Wheel (14" x 4")	1	1

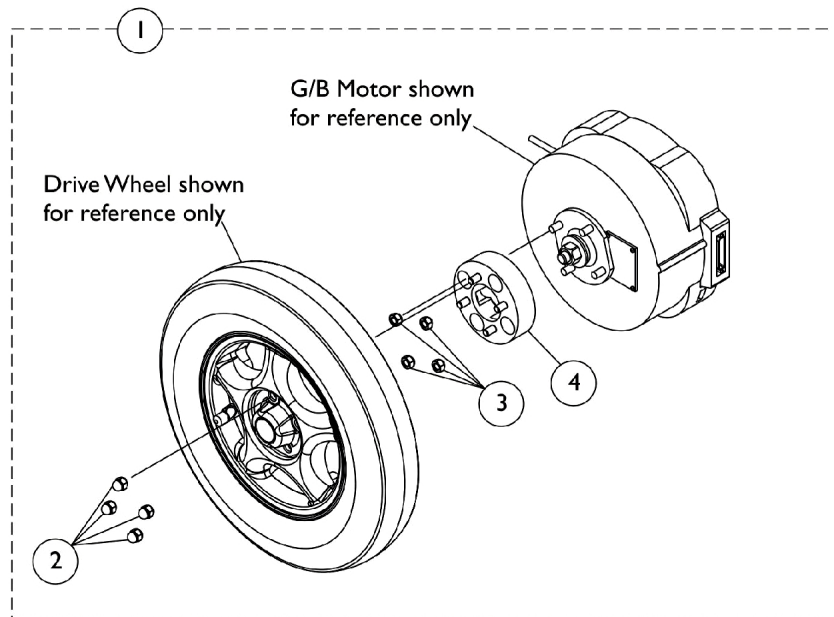
**NOTE:** A - Includes items 2-7. This kit is used on FDX models with 2-Pole Motors and also used for 4-Pole Motors on 3G Storm Series models with a 14" x 3" Drive Wheel.

B - Includes items 3-6, 8 and 9. This kit used for 4-Pole Motors on 3G Storm Series models with a 14" x 4" Drive Wheel.

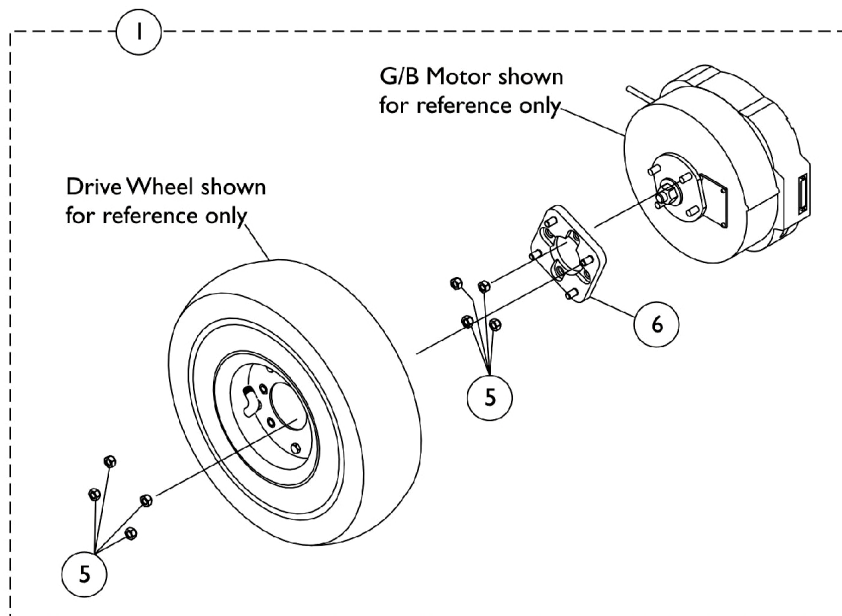
# Non-Free Wheel Hub Mount and Hardware

## GB Non-Heavy Duty Motors

**NOTE:** New drive wheel mounting hardware must be ordered when converting from (14" x 3") to (14" x 4") drive wheels.



**14" x 3" Drive Wheel with Gearless/Brushless Motor**



**14" x 4" Drive Wheel with Gearless/Brushless Motor**



# Non-Free Wheel Hub Mount and Hardware

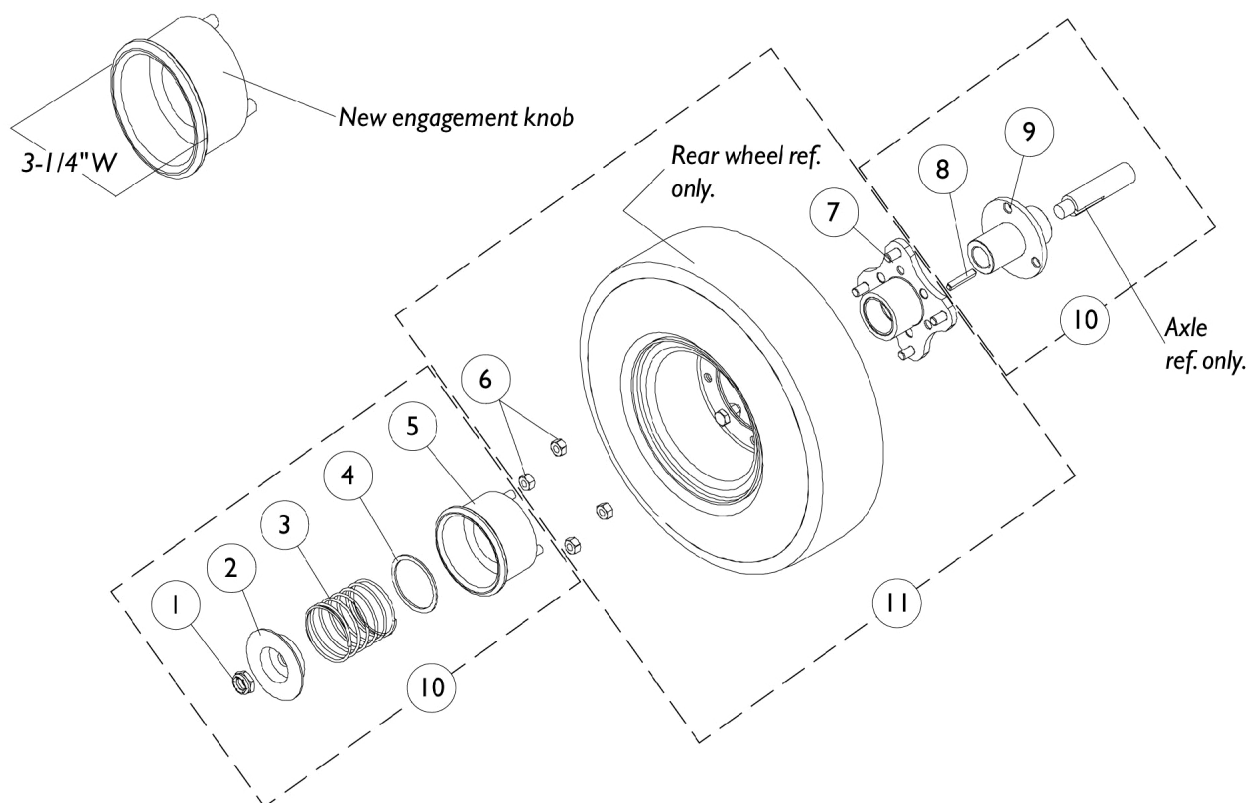
## GB Non-Heavy Duty Motors

**NOTE: New drive wheel mounting hardware must be ordered when converting from (14" x 3") to (14" x 4") drive wheels.**

Item Number	Note	Part Number	Description	Quantity Per	
				Package	Assembly
1	A	1104843	Kit, Drive Wheel Mounting Hardware (14" x 3")	1	1
1	B	1079258-NLA	NLA - Hardware, Drive Wheel Mounting (14" x 4")	1	1
2		1100580	Nut, Beveled Hex (5/16-24)	1	1
3		1024444	Locknut (5/16-24)	1	4
4		1100579-NLA	NLA - Spacer, G/ B Motor	1	1
5		1024444	Locknut (5/16-24)	1	8
6		1078242-NLA	NLA - Plate, Adapter with Studs	1	1
NOTE: A - Includes items 2-4. For GB Motor with 14" x 3" Drive Wheel B - Includes items 5 and 6. For GB Motor with 14" x 4" Drive Wheel					

# Free Wheel Hub Mount and Hardware (4 Pole Motors Before 8/17/10 US and Canada)

NOTE: To change a Non-Free Wheel Hub to a Free Wheeling Hub, see Free Wheel Hub Kits page.



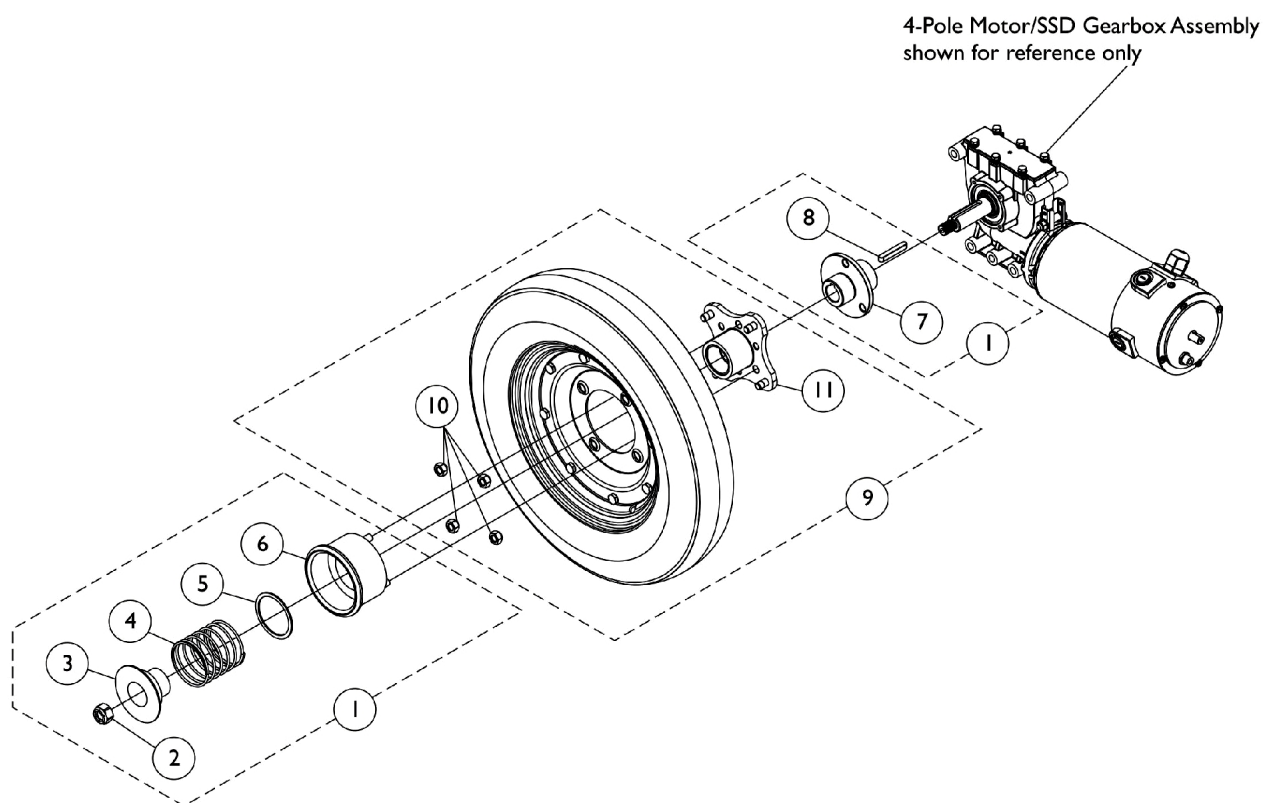
## Free Wheel Hub Mount and Hardware (4 Pole Motors Before 8/17/10 US and Canada)

**NOTE: To change a Non-Free Wheel Hub to a Free Wheeling Hub, see Free Wheel Hub Kits page.**

Item Number	Note	Part Number	Description	Quantity Per	
				Package	Assembly
1		7930302	Locknut (1/2-20)	25	1
2		1078090	Cup, Washer	1	1
3		1079002-NLA	NLA - Spring, Compression (2-3/32 x 2-1/4 x 3/32")	1	1
4		1079001-NLA	NLA - Washer, Flat (1-13/16 x 2-1/8 x 1/16")	1	1
5		1077022	Knob, Engagement, Black	1	1
6		1024426-NLA	NLA - Nut, Hex (5/16-24)	1	4
7		1077023	Hub Assembly	1	1
8		1000180	Key (3/16 x 1-1/4")	1	1
9		1077021	Sleeve, Axle	1	1
10		1079004	Free Wheel Hub Assembly	1	1
11		1081358	Drive Wheel Assembly, Pneumatic w/ Hub, Grey Tire/Black Rim (14 x 3")	1	1
11		1081359	Drive Wheel Assembly, Flat Free w/ Hub, Grey Tire/Black Rim (14 x 3")	1	1
11		1081362-NLA	NLA - Drive Wheel Assembly, Pneumatic w/ Hub, Grey Tire/Black Rim (14 x 4")	1	1
11		1081363	Drive Wheel Assembly, Flat Free w/ Hub, Grey Tire/Black Rim (14 x 4")	1	1

**(4 Pole Motors After 8/16/10 US and Canada)**

**NOTE: To change a Non-Free Wheel Hub to a Free Wheeling Hub, see Free Wheel Hub Kits page.**



## Free Wheel Hub Mount and Hardware (4 Pole Motors After 8/16/10 US and Canada)

**NOTE: To change a Non-Free Wheel Hub to a Free Wheeling Hub, see Free Wheel Hub Kits page.**

Item Number	Note	Part Number	Description	Quantity Per	
				Package	Assembly
1	A	1169180	Kit, Free Wheel Hub Assembly	1	1
2			Locknut (M12 x 1.5)	1	1
3			Washer, Cup, SSD	1	1
4			NLA - Spring, Compression (2-3/32 x 2-1/4 x 3/32")	1	1
5			NLA - Washer, Flat (1-13/16 x 2-1/8 x 1/16")	1	1
6			Knob, Engagement, Black	1	1
7			Sleeve, Axle	1	1
8			Key (6mm x 6mm x 40mm)	1	1
9	B	1081358	Drive Wheel Assembly, Pneumatic w/ Hub, Grey Tire/Black Rim (14 x 3")	1	1
9	B	1081359	Drive Wheel Assembly, Flat Free w/ Hub, Grey Tire/Black Rim (14 x 3")	1	1
9	B	1081362-NLA	NLA - Drive Wheel Assembly, Pneumatic w/ Hub, Grey Tire/Black Rim (14 x 4")	1	1
9	B	1081363	Drive Wheel Assembly, Flat Free w/ Hub, Grey Tire/Black Rim (14 x 4")	1	1

NOTE: A - Includes items 2-8, Instruction Sheet and used for 14" x 3" and 14" x 4" Drive Wheels  
B - Includes the Drive Wheel and items 10 and 11

## Free Wheel Hub Kits (4 Pole Motors Before 8/17/10 US and Canada)

**NOTE: Use kit numbers below to change Non-Free Wheel Hubs to Free Wheeling Hubs.**

**NOTE: All free wheel hub kits include items 2-4.**

### Free Wheel Hub Kit For (14" x 3" Wheel, Pneumatic)

Item Number	Part Number	Description	Quantity
1.	1079640-NLA See Note(s) A	Free Wheel Hub Kit 14" x 3" Wheel, Pneumatic	1
2.	1079004	Free Wheel Hub Assembly	2
3. See Note(s) B	1079295-NLA See Note(s) B	Instruction Sheet	1
4.	1081358	Wheel Assembly w/ Hub, 14" x 3" Pneumatic	2

NOTE: A - Kit includes items 2-4

B - Item is no longer available from the Invacare Service Parts Department. Refer to the Invacare Website under "Product Literature Search". Enter the part number in the "Keywords" field and download a free PDF version copy.

### Free Wheel Hub Kit For (14" x 3" Wheel w/ Flat Free)

Item Number	Part Number	Description	Quantity
1.	1079641-NLA See Note(s) A	Free Wheel Hub Kit 14" x 3" Wheel w/ Flat Free	1
2.	1079004	Free Wheel Hub Assembly	2
3. See Note(s) B	1079295-NLA	Instruction Sheet	1
4.	1081359	Wheel Assembly w/ Hub, 14" x 3" w/ Flat Free	2

NOTE: A - Kit includes items 2-4

B - Item is no longer available from the Invacare Service Parts Department. Refer to the Invacare Website under "Product Literature Search". Enter the part number in the "Keywords" field and download a free PDF version copy.

## Free Wheel Hub Kits (4 Pole Motors Before 8/17/10 US and Canada)

**NOTE: Use kit numbers below to change Non-Free Wheel Hubs to Free Wheeling Hubs.**

**NOTE: All free wheel hub kits include items 2-4.**

### Free Wheel Hub Kit For (14" x 4" Wheel, Pneumatic)

Item Number	Part Number	Description	Quantity
1.	1079644-NLA See Note(s) A	Free Wheel Hub Kit 14" x 4" Wheel, Pneumatic	1
2.	1079004	Free Wheel Hub Assembly	2
3. See Note(s) B	1079295-NLA	Instruction Sheet	1
4.	1081362-NLA	Wheel Assembly w/ Hub, 14" x 4" Pneumatic	2

NOTE: A - Kit includes items 2-4

B - Item is no longer available from the Invacare Service Parts Department. Refer to the Invacare Website under "Product Literature Search". Enter the part number in the "Keywords" field and download a free PDF version copy.

### Free Wheel Hub Kit For (14" x 4" Wheel w/ Flat Free)

Item Number	Part Number	Description	Quantity
1.	1079645-NLA See Note(s) A	Free Wheel Hub Kit 14" x 4" Wheel, w/ Flat Free	1
2.	1079004	Free Wheel Hub Assembly	2
3. See Note(s) B	1079295-NLA	Instruction Sheet	1
4.	1081363	Wheel Assembly w/ Hub, 14" x 4" w/ Flat Free	2

NOTE: A - Kit includes items 2-4

B - Item is no longer available from the Invacare Service Parts Department. Refer to the Invacare Website under "Product Literature Search". Enter the part number in the "Keywords" field and download a free PDF version copy.

## Free Wheel Hub Kits

### (4 Pole Motors After 8/16/10 US and Canada)

**NOTE: Use kit numbers below to change Non-Free Wheel Hubs to Free Wheeling Hubs.**

**NOTE: All free wheel hub kits include items 2, 3 and Instruction Sheet**

### Free Wheel Hub Kit For (14" x 3" Wheel, Pneumatic)

Item Number	Part Number	Description	Quantity
1.	1169646-NLA See Note(s) A	Free Wheel Hub Kit 14" x 3" Wheel, Pneumatic	1
2.	1169180	Free Wheel Hub Assembly	2
3.	1081358	Wheel Assembly w/ Hub, 14" x 3" Pneumatic	2
NOTE: A - Kit includes item #2, #3 and Instruction Sheet.			

### Free Wheel Hub Kit For (14" x 3" Wheel w/ Flat Free)

Item Number	Part Number	Description	Quantity
1.	1169647-NLA See Note(s) A	Free Wheel Hub Kit 14" x 3" Wheel w/ Flat Free	1
2.	1169180	Free Wheel Hub Assembly	2
3.	1081359	Wheel Assembly w/ Hub, 14" x 3" w/ Flat Free	2
NOTE: A - Kit includes item #2, #3 and Instruction Sheet.			

### Free Wheel Hub Kit For (14" x 4" Wheel, Pneumatic)

Item Number	Part Number	Description	Quantity
1.	1169648-NLA See Note(s) A	Free Wheel Hub Kit 14" x 4" Wheel, Pneumatic	1
2.	1169180	Free Wheel Hub Assembly	2
3.	1081362-NLA	Wheel Assembly w/ Hub, 14" x 4" Pneumatic	2
NOTE: A - Kit includes item #2, #3 and Instruction Sheet.			



## **Free Wheel Hub Kits**

### **(4 Pole Motors After 8/16/10 US and Canada)**

**NOTE: Use kit numbers below to change Non-Free Wheel Hubs to Free Wheeling Hubs.**

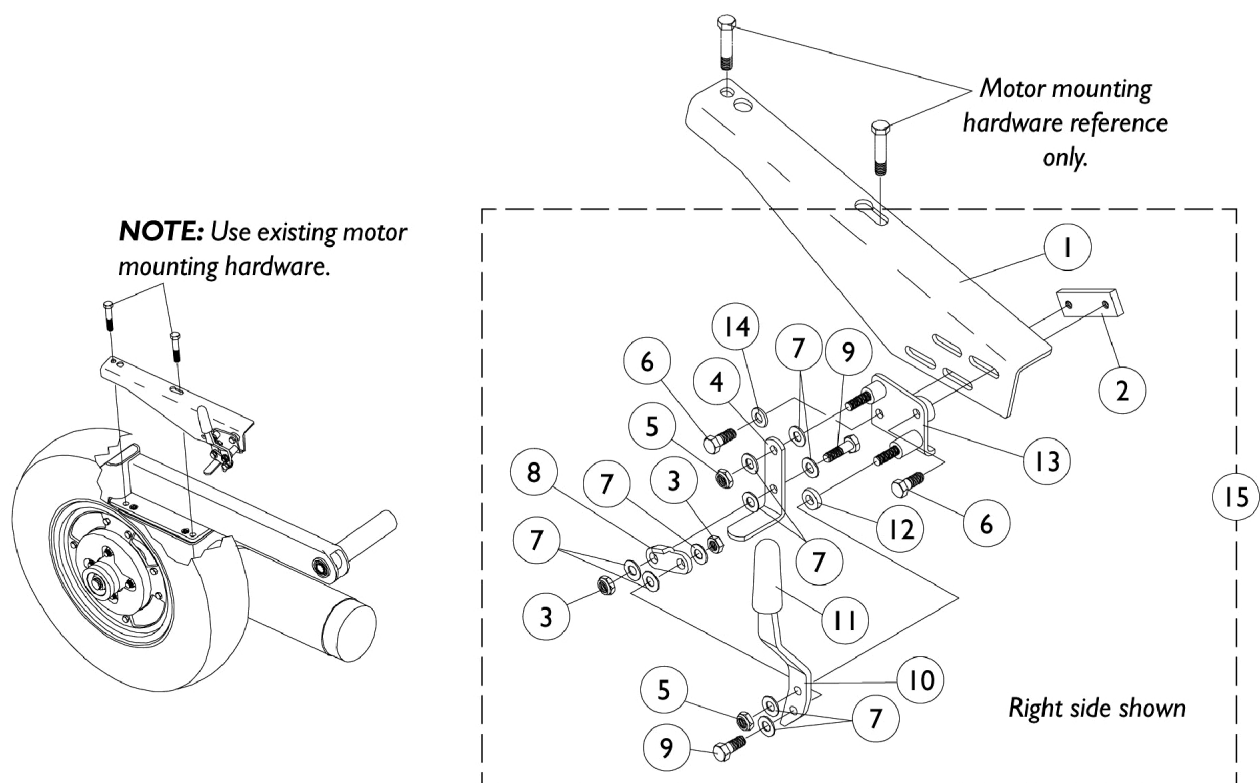
**NOTE: All free wheel hub kits include items 2, 3 and Instruction Sheet**

### **Free Wheel Hub Kit For (14" x 4" Wheel w/ Flat Free)**

Item Number	Part Number	Description	Quantity
1.	1169649-NLA See Note(s) A	Free Wheel Hub Kit 14" x 4" Wheel, w/ Flat Free	1
2.	1169180	Free Wheel Hub Assembly	2
3.	1081363	Wheel Assembly w/ Hub, 14" x 4" w/ Flat Free	2
NOTE: A - Kit includes item #2, #3 and Instruction Sheet.			

# Wheel Lock Assembly

(4 Pole Motors Before 8/17/10 US and Canada)



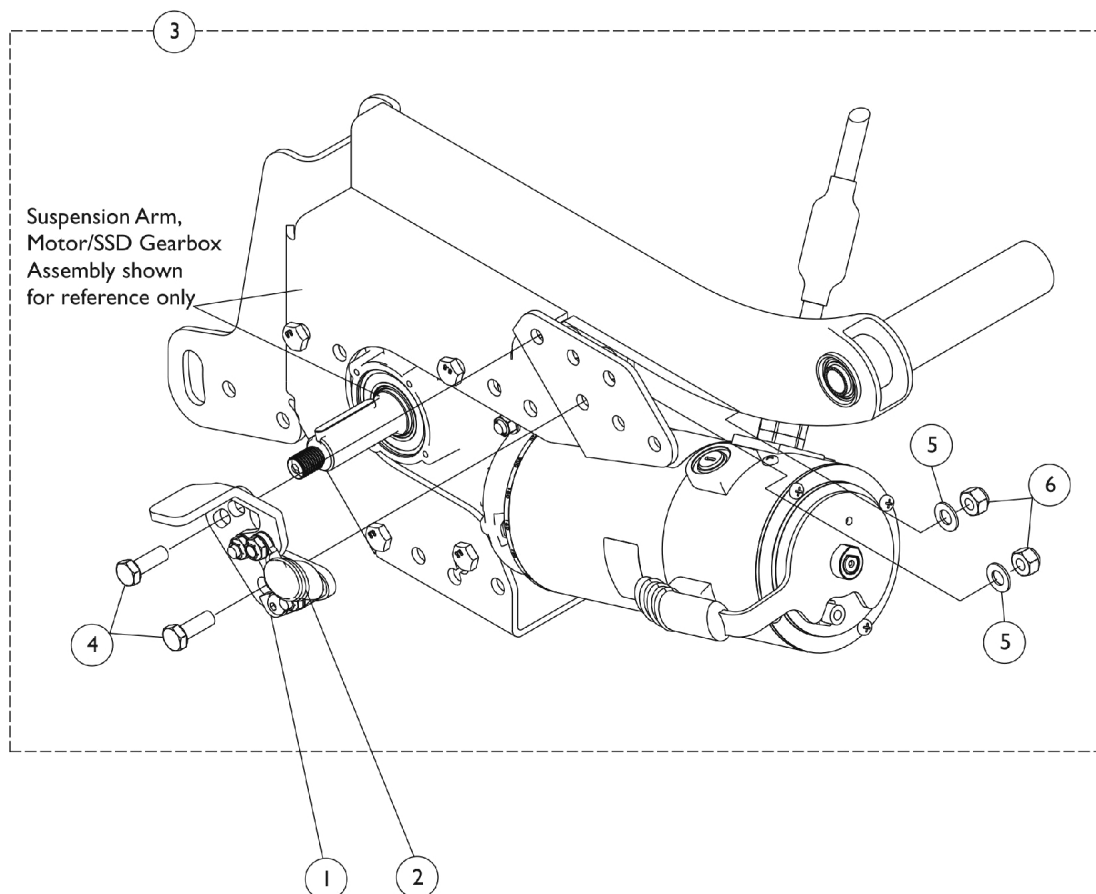
## Wheel Lock Assembly

### (4 Pole Motors Before 8/17/10 US and Canada)

Item Number	Note	Part Number	Description	Quantity Per	
				Package	Assembly
1		1054510-NLA	NLA - Bracket, Wheel Lock Mount, Black - Right	1	1
1		1054512-NLA	NLA - Bracket, Wheel Lock Mount, Black - Left	1	1
2		1054508-NLA	NLA - Link, Inside, Black	1	1
3		7930334-NLA	NLA - Locknut (1/4-28)	25	1
4		1031833-NLA	NLA - Shoe, Wheel Lock	1	1
5		7930323-NLA	NLA - Package, Locknut (1/4-20)	25	1
6		7930326-NLA	NLA - Package, Screw, Hex Head (1/4-20 x 3/4")	25	1
7		1026033	Washer, Nylon (1/4 x 1/2 x 1/16")	1	9
8		1018733-NLA	NLA - Link, Stop, Black	1	1
9		1028687	Screw, Hex Head (1/4-28 x 3/4")	1	2
10		1021408-NLA	NLA - Handle, Wheel Lock, Black - Right	1	1
10		1021409-NLA	NLA - Handle, Wheel Lock, Black - Left	1	1
11		47376X024	Tip, Rubber Wheel Lock Handle, Black	1	1
12		1026105-NLA	NLA - Spacer, Nylon (1/4 x 7/16 x 1/8")	1	1
13		1054513-NLA	NLA - Plate, Wheel Lock Base, Black - Right	1	1
13		1054514-NLA	NLA - Plate, Wheel Lock Base, Black - Left	1	1
14		1026907	Washer (1/4 x 1/2 x 1/16")	1	1
15		1054515-NLA	NLA - Wheel Lock Assembly, Right	1	1
15		1054516-NLA	NLA - Wheel Lock Assembly, Left	1	1

# Wheel Lock Assembly

(4 Pole Motors After 8/16/10 US and Canada)



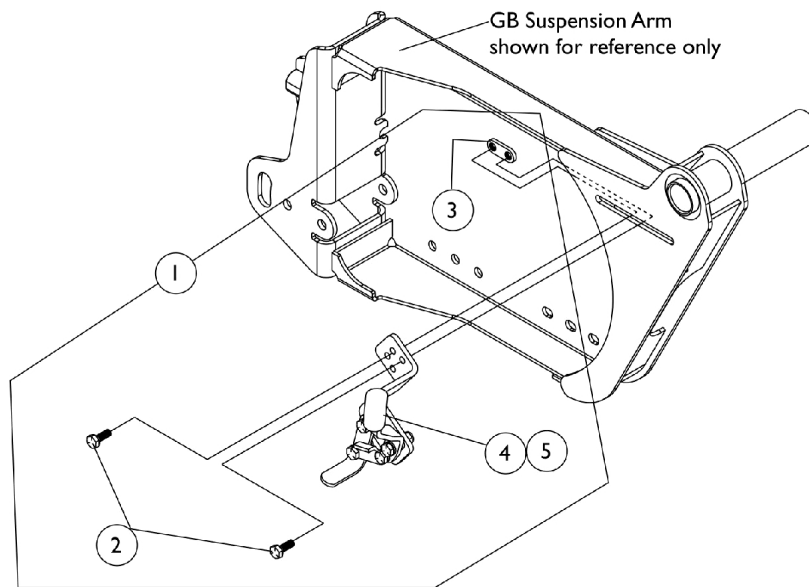
## Wheel Lock Assembly

### (4 Pole Motors After 8/16/10 US and Canada)

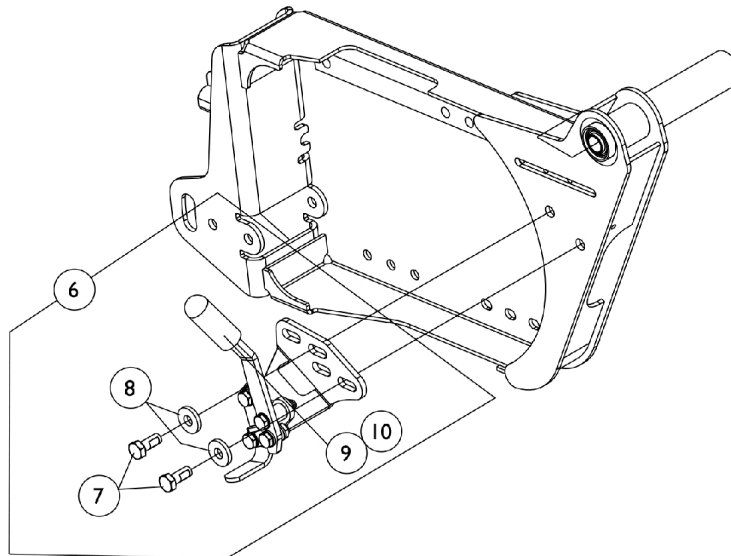
Item Number	Note	Part Number	Description	Quantity Per	
				Package	Assembly
1	A	1139885	Wheel Lock Assembly - Right	1	1
1	A	1139886	Wheel Lock Assembly - Left	1	1
2		1101725	Cap, Brake Lever End, Black	1	1
2		1130584	Package, Cap, Brake Lever End, Black	10	1
3	B	1169187	Kit, Wheel Lock Mounting Hardware	1	1
4			NLA - Screw, Hex Head w/ Patch (5/16-18 x 7/8")	1	2
5			Washer, Flat (5/16 x 5/8 x 1/16")	1	2
6			Locknut (5/16-18)	1	2
NOTE: A - Wheel Lock Assembly includes item #2 part number 1101725 Brake Lever End Cap. B - Includes items 4-6 and accommodates one side only.					

# Wheel Lock Assembly

## Gearless/Brushless



Wheel Lock Assembly for Non-Heavy Duty GB motors offered On-Chair thru 1/25/04. After 1/25/04 TTHD TrueTrack Heavy Duty GB motors became the only On-Chair GB motor choice. Due to wheel lock interference with the brake lever, wheel lock assemblies were not offered On-Chair for Heavy Duty GB motors until 1/1/06. See wheel locks shown below.



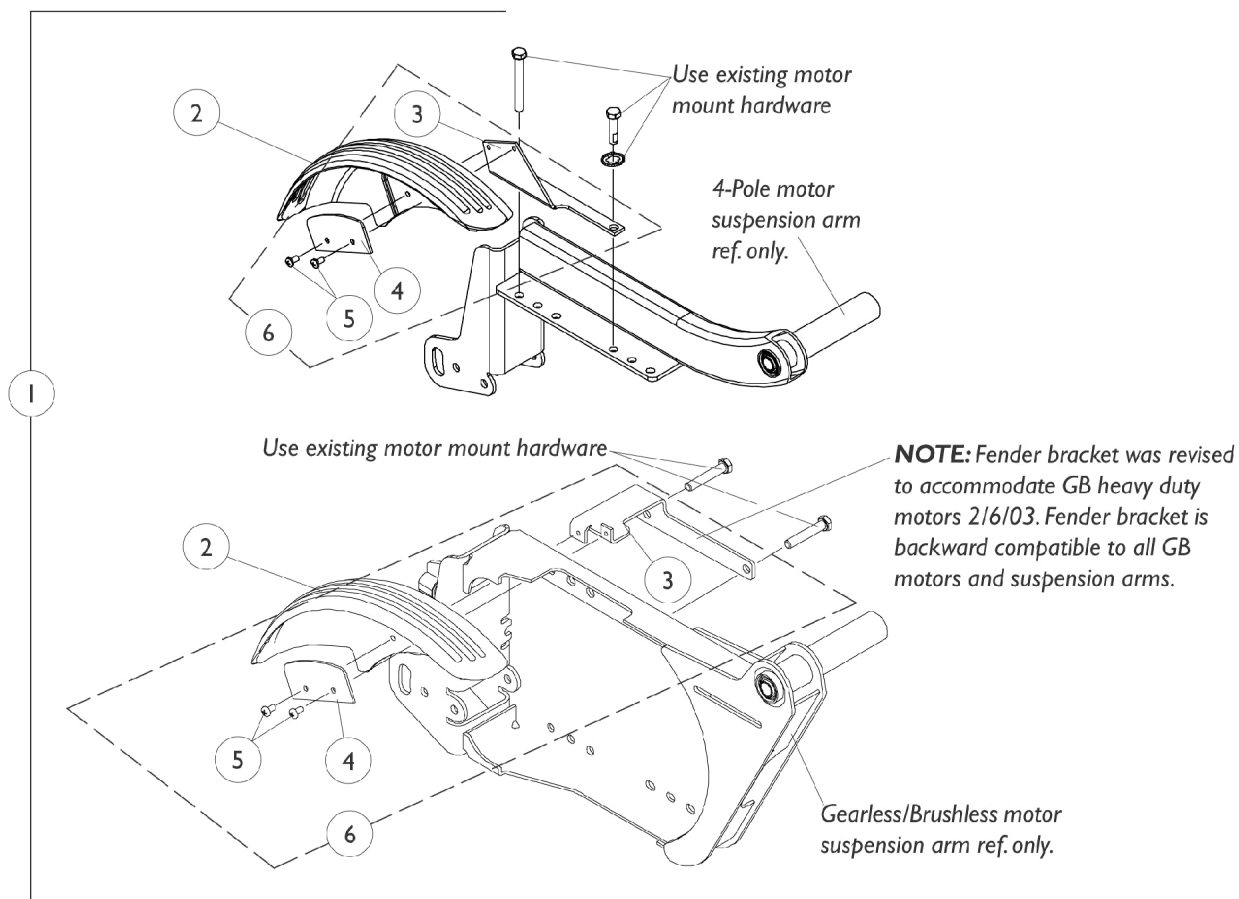
Wheel Lock Assembly introduced on 1/1/06 to be used for TTHD TrueTrack Heavy Duty GB motors.

## Wheel Lock Assembly Gearless/Brushless

Item Number	Note	Part Number	Description	Quantity Per	
				Package	Assembly
1	A	1079252-NLA	NLA - Wheel Lock Assembly w/ Mounting Hardware - Right	1	1
1	A	1079253-NLA	NLA - Wheel Lock Assembly w/ Mounting Hardware - Left	1	1
2		1045267	Screw, Hex Head w/ Patch (1/4-20 x 3/4")	1	2
3		1078199-NLA	NLA - Nut	1	2
4		1079266-NLA	NLA - Wheel Lock Assembly, GB - Right	1	1
4		1079267-NLA	NLA - Wheel Lock Assembly, GB - Left	1	1
5		1136024-NLA	NLA - Package, Rubber Tip, Wheel Lock Handle, Black	10	1
6	B,C	1136022-NLA	NLA - Kit, Wheel Lock Assembly with Mounting Hardware - Right	1	1
7			Wheel Lock Assembly, GB HD - Right	1	1
8			Washer, Flat (21/64 x 53/64 x 7/64")	1	2
9			NLA - Screw, Hex Head w/ Patch (5/16-18 x 1")	1	2
6	B,C	1136023-NLA	NLA - Kit, Wheel Lock Assembly with Mounting Hardware - Left	1	1
7			Wheel Lock Assembly, GB HD - Left	1	1
8			Washer, Flat (21/64 x 53/64 x 7/64")	1	2
9			NLA - Screw, Hex Head w/ Patch (5/16-18 x 1")	1	2
10		1136024-NLA	NLA - Package, Rubber Tip, Wheel Lock Handle, Black	10	1
NOTE: A - Includes items 2-4 and 1 ea. of item 5 Wheel Lock Rubber Tip B - Includes items 7-9 and 1 ea. of item 10 Wheel Lock Rubber Tip C - Wheel Lock was revised and mounting screw was lengthened 10/29/07 to accommodate the new Stop Plate added for the GB HD Motor braking mechanism. The Wheel Lock Assembly Kit can retrofit to all GB HD Motor equipped models in the field					

# Fender Assembly

## (4 Pole Motors Before 8/17/10 US and Canada) and GB Motors





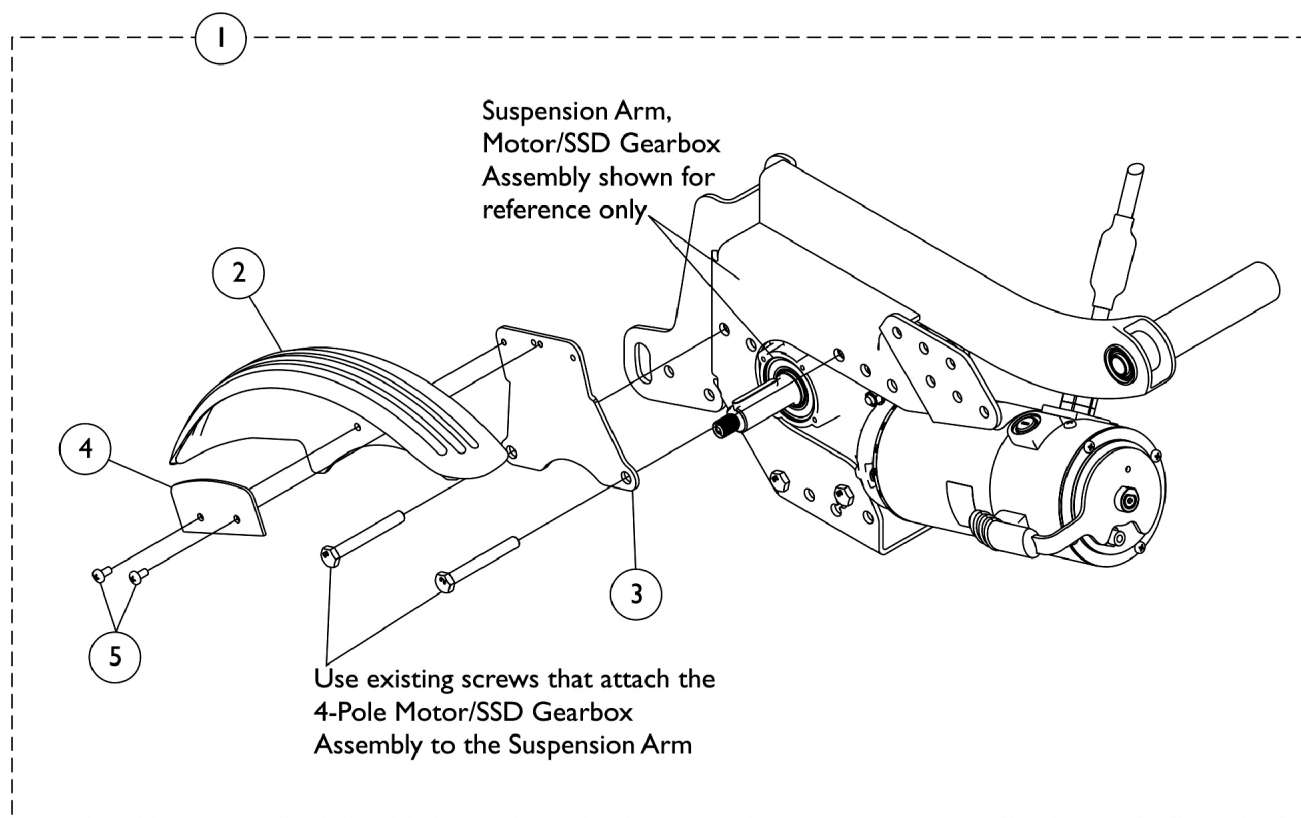
## Fender Assembly

### (4 Pole Motors Before 8/17/10 US and Canada) and GB Motors

Item Number	Note	Part Number	Description	Quantity Per	
				Package	Assembly
1	A	1104860-NLA	NLA - Kit, Fender Assembly w/ Instruction Sheet, 4-Pole Motor Suspension Arm (Pair)	1	1
1	A	1104861-NLA	NLA - Kit, Fender Assembly w/ Instruction Sheet, GB Motor Suspension Arm (Pair)	1	1
2		1101718	Fender, Black	1	2
3		1104411-NLA	NLA - Bracket, Fender Mounting, Black - Right (4-Pole Motor)	1	1
3		1104412	Bracket, Fender Mounting, Black - Left (4-Pole Motor)	1	1
3		1115914-NLA	NLA - Bracket, Fender Mounting, Black - Right (GB Motor)	1	1
3	D	1115915-NLA	NLA - Bracket, Fender Mounting, Black - Left (GB Motor)	1	1
4		1105556-NLA	NLA - Spacer, Fender, Black	1	2
5		1022597	Screw, Phillips Pan Head Tap (#10-32 x 3/8")	1	4
6	B	1104806-NLA	NLA - Kit, Fender Mounting Hardware, 4-Pole Motor Suspension Arm (Pair)	1	1
6	B	1104807-NLA	NLA - Kit, Fender Mounting Hardware, GB Motor Suspension Arm (Pair)	1	1
	C,E	1104908-NLA	NLA - Instruction Sheet, Fender Assembly	1	1
NOTE: A - Includes items 2-5 B - Includes items 3-5 C - Not Shown D - No longer available. See item 6 part #1104807 E - Item is no longer available from the Invacare Service Parts Department. Refer to the Invacare Website under "Product Literature Search". Enter the part number in the "Keywords" field and download a free PDF version copy.					

# Fender Assembly

## (4 Pole Motors After 8/16/10 US and Canada)



Item Number	Note	Part Number	Description	Quantity Per	
				Package	Assembly
1	A	1169650	Kit, Fender Assembly w/ Instruction Sheet, 4-Pole Motor Suspension Arm (Pair)	1	1
2			Fender, Black	1	2
3			Bracket, Fender Mounting, 4-Pole Motor, Black	1	2
4			NLA - Spacer, Fender, Black	1	2
5			Screw, Phillips Pan Head Tap (#10-32 x 3/8")	1	2
			Instruction Sheet, Fender Assembly	1	1

**NOTE:** A - Includes items 2-5 and Instruction Sheet.

# Controller Shroud Cover Locations

## For MKIV Electronics

See Form #06\_100 Parts Catalog titled:

"Storm Series 3G Front Riggings & MKIV Electronics"

Open category titled:

- "Electronics - Controller Shroud Covers"

## For MK6i Electronics

See Form #06\_110 Parts Catalog Titled:

"MK6i Electronics"

Open either of the following categories titled:

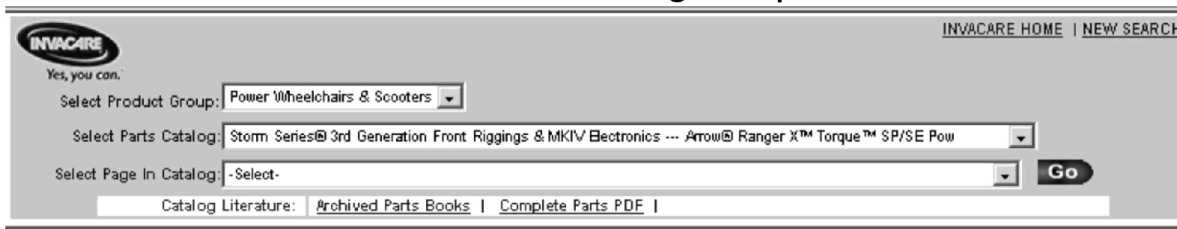
- "Controller - G-Trac, Shroud Cover, 4-Pole, MK6i - 3G Storm w/o Vent"
- "Controller - G-Trac, Shroud Cover, 4-Pole, MK6i - 3G Storm w/ Vent"
- "Controller - Programmer - Shroud Cover w/ Mtg. Hdwr. - 3G Storm w/ 4 Pole Motors"
- "Controller - Programmer - Shroud Cover w/ Mtg. Hdwr. - 3G Storm w/ GB TT Motors"
- "Controller - Programmer - Shroud Cover w/ Mtg. Hdwr. - 3G Storm w/ 4 Pole Motors & Formula CG Elevate"
- "Controller - Programmer - Shroud Cover - MK6i TRAM w/ Mtg. Hdwr. - 3G Storm w/ 4 Pole Motors & Formula CG"
- "Controller - Programmer - Shroud Cover - MK6i TRAM w/ Mtg. Hdwr. - 3G Storm w/ GB TT Motors & Formula CG"
- "Controller - Programmer - Shroud Cover - MK6i TRAM w/ Mtg. Hdwr. - 3G Storm w/ 4 Pole Motors & Formula CG w/ Vent"
- "Controller - Programmer - Shrouds - MK6i TRAM w/ Mtg. Hdwr. - 3G Storm w/GB TT Motors & Formula CG w/ Vent"

# MKIV Electronics

If you are looking for **MKIV Electronics** in the Storm Series® Arrow®, Ranger X™ and Torque™ SP/SE/3 3rd Generation Parts Catalog,  
The parts catalog information is now divided into three separate catalogs.

## Web Page

The MKIV Electronics information can be found on the Invacare web page by selecting “Storm Series® 3rd Generation Front Riggings & MKIV Electronics” in the “Select Parts Catalog” drop down menu



The screenshot shows the Invacare website's parts catalog selection interface. At the top left is the Invacare logo with the tagline "Yes, you can." At the top right are links for "INVACARE HOME" and "NEW SEARCH". Below the logo, there are three dropdown menus: "Select Product Group:" with "Power Wheelchairs & Scooters" selected, "Select Parts Catalog:" with "Storm Series® 3rd Generation Front Riggings & MKIV Electronics --- Arrow® Ranger X™ Torque™ SP/SE Pow" selected, and "Select Page In Catalog:" with "-Select-" selected. To the right of the third dropdown is a "Go" button. Below these dropdowns is a "Catalog Literature:" section with links for "Archived Parts Books" and "Complete Parts PDF".

## Printed Catalog

The MKIV Electronics information can be found in printed copy at our Literature Fulfillment Center listed under form # 06-100 and titled “Storm Series® 3rd Generation Front Riggings & MKIV

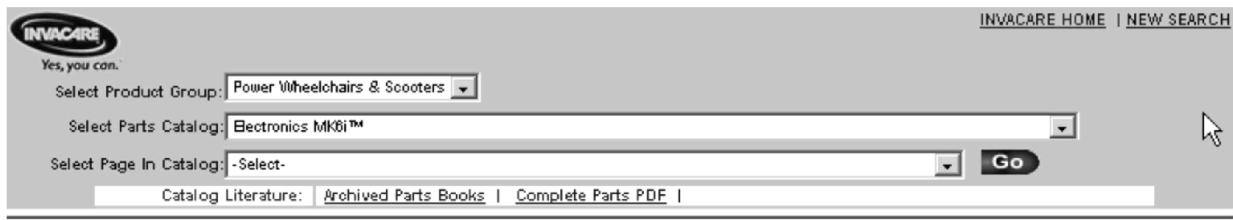
# MK6i Electronics

If you are looking for **MK6i™ Electronics** introduced to the Storm Series® Arrow®, Ranger X™ and Torque™ SP/SE/3 3rd Generation on or about 10/9/06

The parts catalog information is now divided into two separate catalogs.

## Web Page

The MK6i™ Electronics information can be found on the Invacare web page by selecting “Electronics MK6i™” in the “Select Parts Catalog” drop down menu.

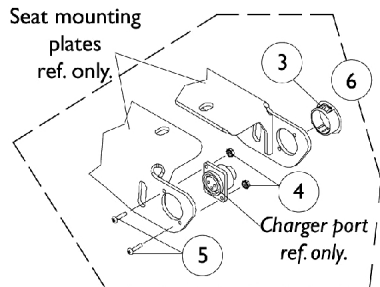
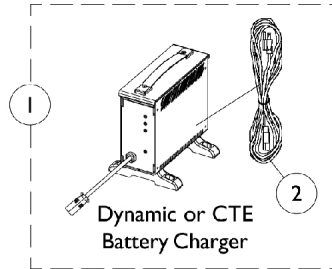
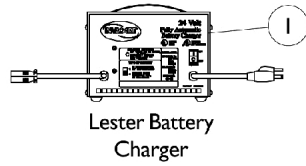


The screenshot shows the Invacare website's parts catalog selection interface. At the top left is the Invacare logo with the tagline "Yes, you can.". To the right are links for "INVACARE HOME" and "NEW SEARCH". Below the logo, there are three dropdown menus: "Select Product Group:" with "Power Wheelchairs & Scooters" selected, "Select Parts Catalog:" with "Electronics MK6i™" selected, and "Select Page In Catalog:" with "-Select-" selected. A "Go" button is located to the right of the third dropdown menu. At the bottom, there is a section for "Catalog Literature:" with links for "Archived Parts Books" and "Complete Parts PDF".

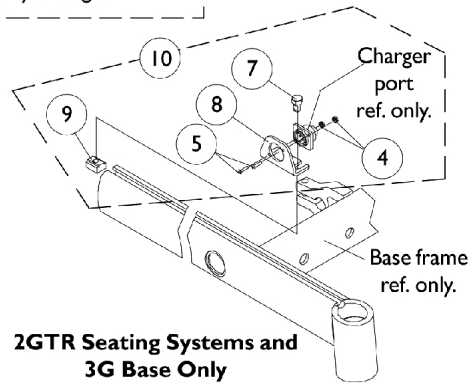
## Printed Catalog

The MK6i™ Electronics information can be found in printed copy at our Literature Fulfillment Center listed under form # 06-110 and titled “MK6i™ Electronics”.

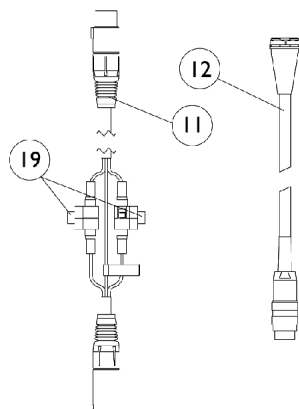
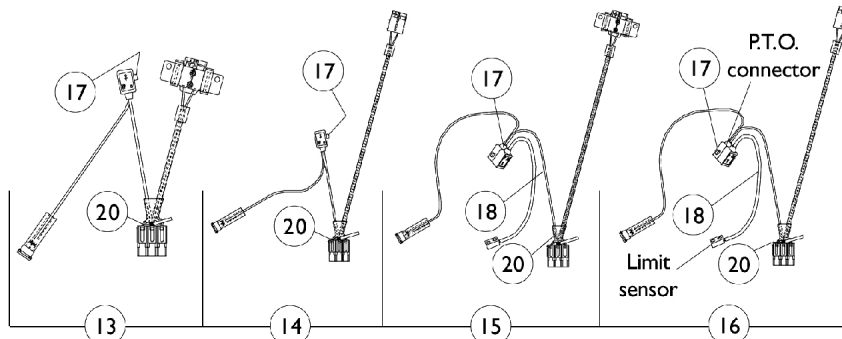
# Battery Chargers & MKIV Harnesses



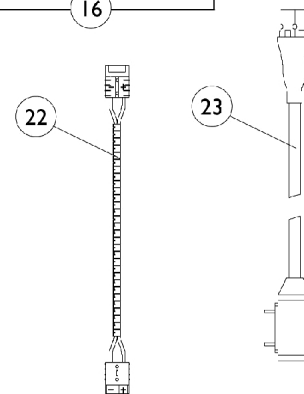
**A.S.B.A. Seat and Captain Seat  
Charger Port Mounting**



**2GTR Seating Systems and  
3G Base Only  
Charger Port Mounting**



**GP 24 battery harness for  
R11 80 AMP. controller**



**22NF battery harness for  
R11 80 AMP. controller**

## Battery Chargers & MKIV Harnesses

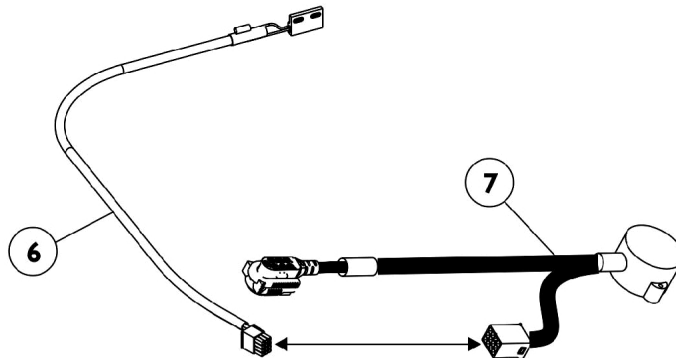
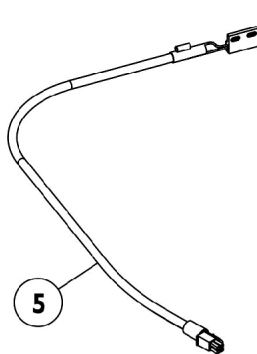
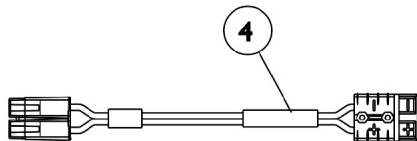
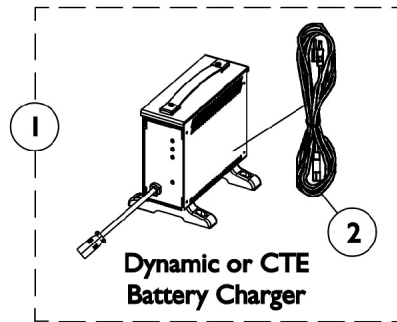
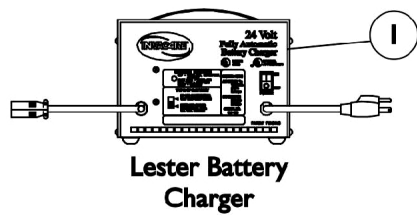
Item Number	Note	Part Number	Description	Quantity Per	
				Package	Assembly
1	A,Q	1053161-NLA	NLA - Charger, Battery, 8 Amp, 115vac, Off Board Dual Mode Round Plug, Lester	1	1
1		1085678-NLA	NLA - Charger, Battery, 8 Amp. 115vac, Off Board, Dual Mode, Round Plug w/ AC Power Line Cord, Dynamic	1	1
1	O,O1	1123249	Charger, Battery, 8 Amp. 115vac (Off Board) Single Mode Round Plug w/ AC Power Line Cord	1	1
1	O,O1	1123249E-NLA	NLA - WARR RPLMT - Charger, Battery, 8 Amp, 115VAC (Off Board) Single Mode Round Plug w/ AC Power Line Cord	1	1
2	P	1089627-NLA	NLA - Cord, AC Power, 115VAC, 2 Prong Off-Board (11' 6" L)	1	1
2		1121086	Cord, AC Power, 115VAC, 3 Prong On-Board (6' 6-1/2" L)	1	1
3		1104803-NLA	NLA - Plug Button, Black (1")	1	1
4		P0870X000	Nut, Hex Keps (#4-40)	1	2
5		7930318-NLA	NLA - Package, Screw, Phillips Pan Head (#4-40 x 1/2")	25	2
6	D	1104864	Hardware, Charger Port Mounting	1	1
7		1061922-NLA	NLA - Screw, Hex Head w/ Patch (5/16-18 x 1/2")	1	1
8		1070430-NLA	NLA - Bracket, Charger Connector, Black	1	1
9		1069724	T-Nut (5/16-18)	1	1
10	E	1104865-NLA	NLA - Hardware, Charger Port Mounting	1	1
11		1083929-NLA	NLA - Cable, Charger Extension, Round Plug (24" L)	1	1
12	B	1092912-NLA	NLA - Programmer Extension Cable Assembly (18" Long)	1	1
13	G,K	1092314	Harness, Wiring, Black Battery Connector, Round Plug, GP24 Dual Battery Box	1	1
13	L,M	1124821	Harness, Wiring w/ Red Battery Connector, Round Plug, GP24 Dual Battery Boxes	1	1
14	G	1092306-NLA	NLA - Harness, Wiring, Round Plug, 22NF Single Battery Box	1	1
15	H,N	1095265-NLA	NLA - Harness, Wiring, Round Plug, GP24 Dual Battery Box	1	1
16	H	1095266-NLA	NLA - Harness, Wiring, Round Plug, 22NF Single Battery Box	1	1
17		1090117-NLA	NLA - Fuse - Buss Mini ATM-15 (15 AMP)	1	1
18	C	1092913-NLA	NLA - Cable, Drive Lockout Sensor	1	1
19	I	1098892-NLA	NLA - Fuse - Buss ATC-15 (15 AMP)	1	1
19	J	1090117-NLA	NLA - Fuse - Buss Mini ATM-15 (15 AMP)	1	2
20	I	1101099-NLA	NLA - Fuse, Buss ATC-20 (20 AMP)	1	1
20	J	1119230-NLA	NLA - Fuse - Buss Mini ATM-20 (20 AMP)	1	1
21		1109509-NLA	NLA - Harness, Battery (GP24)	1	1
22		1107296-NLA	NLA - Harness, Battery (22NF)	1	1

## Battery Chargers & MKIV Harnesses

Item Number	Note	Part Number	Description	Quantity Per	
				Package	Assembly
23		1098905-NLA	NLA - Cable Assembly, 24 Volt, Anderson/P.T.O.	1	1
	F	1095502-NLA	NLA - Package, Tie Wrap (11-1/2" L)	1	1
	F	1108970-NLA	NLA - Package, Tie Wrap (3-7/8" L)	1	1
	F	1090357-NLA	NLA - Wrap, Slit Wire Harness (1/2" O.D., 36" Long Cut To Length)	1	1
<p>NOTE: A - On 7/18/01 the Lester 8 amp. battery charger was introduced to 3G Storm Series chairs.  B - Used only when a 2GTR powered seating systems are ordered.  C - For manual recliners and high back captain seats.  D - Includes items 3-5  E - Includes items 4, 5, 7-9  F - Not Shown  G - For A.S.B.A. non-recliner, all powered seating systems and high back semi recline captain seats  H - For A.S.B.A. manual recliner and high back full recline captain seats  I - Before 4/1/03  J - After 3/31/03  K - For all 4-pole motors and all GB non-heavy duty and (GB heavy duty TTHD motors before 1/26/04)  L - For GB Heavy Duty TTHD motors after 1/25/04 only. GB Non-Heavy Duty motors no longer offered after 1/25/04.  M - For A.S.B.A. manual recliner and high back full recline captain seats, item 18 sensor cable must be ordered as well.  N - For models equipped with GB heavy duty motors after 1/25/04, order item 13 wire harness part number 1124821 and item 18 sensor cable part number 1092913.  O - CTE charger introduced and standard on-chair 4/1/04. Used on Gel Cell or AGM (Absorbed Glass Mat) batteries. For wet cell batteries refer to the Lester charger.  O1 - CTE charger looks exactly the same as Dynamic's charger except for the company name that is silk screened on the narrow side panel, where the charger plug is (hard wired) attached. Serial number starts with 04A00000001.  P - No longer available as a service part, please use 1121086 as its replacement.  Q - Use Battery Charger part number 1123249 as a replacement.</p>					



# Battery Chargers, MK6i Battery Cables & Sensor Cables



## Battery Chargers, MK6i Battery Cables & Sensor Cables

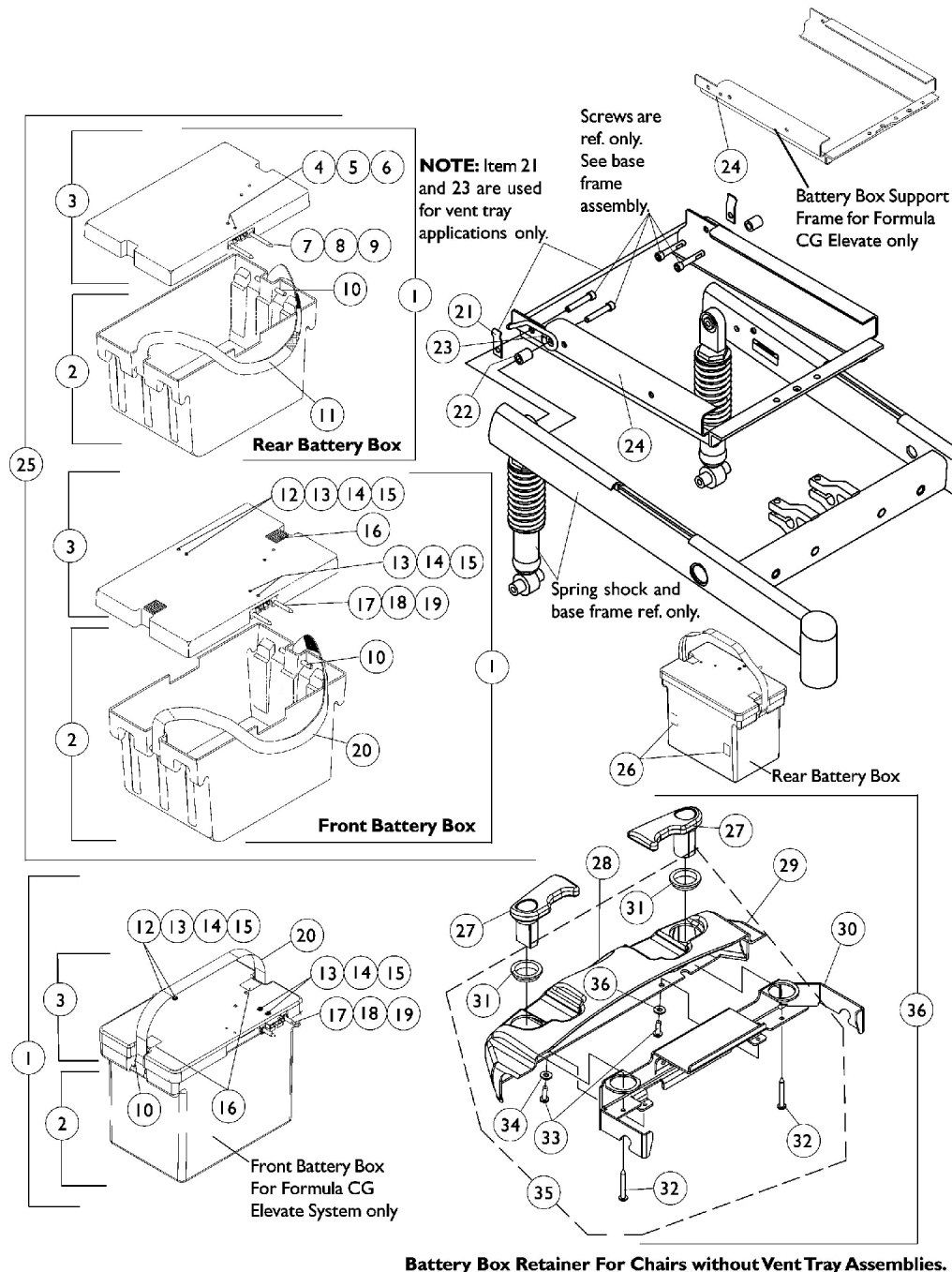
Item Number	Note	Part Number	Description	Quantity Per	
				Package	Assembly
1	H	1053161-NLA	NLA - Charger, Battery, 8 Amp, 115vac, Off Board Dual Mode Round Plug, Lester	1	1
1		1123249	Charger, Battery, 8 Amp. 115vac (Off Board) Single Mode Round Plug w/ AC Power Line Cord	1	1
1		1123249E-NLA	NLA - WARR RPLMT - Charger, Battery, 8 Amp, 115VAC (Off Board) Single Mode Round Plug w/ AC Power Line Cord	1	1
2	G	1089627-NLA	NLA - Cord, AC Power, 115VAC, 2 Prong Off-Board (11' 6" L)	1	1
2		1121086	Cord, AC Power, 115VAC, 3 Prong On-Board (6' 6-1/2" L)	1	1
3	A	1136055	Cable and Bracket w/ Black Connector (GP24 Batteries & 4-Pole Motors)	1	1
3	B	1147019	Cable and Bracket w/ Red Connector (GP24 Batteries & GB TT Motors)	1	1
4	C	1140112	Cable, Battery Extension	1	1
5	D	1146573-NLA	NLA - Cable, Drive Lockout Sensor, MK6i	1	1
6	E	1144926	Cable, Drive Lockout Sensor, MK6i	1	1
7	F	1142231	Cable, GB TT Interface	1	1
<b>NOTE:</b> A - Used for GP24 Batteries only with 4-Pole Motors B - Used for GP24 Batteries only with GB TT Motors C - Used for 22NF Batteries with 4-Pole Motors only D - Used for chairs manufactured with ADJRECL Manual Recline or Full Recline Van Seats with 4-Pole Motors only. E - Sensor Cable used with item 7 Interface Cable for chairs manufactured with ADJRECL Manual Recline Seat Frame or Full Recline Van Seats with MK6i Electronics and GB TT Motors F - Interface Cable used with item 6 Sensor Cable for chairs manufactured with ADJRECL Manual Recline Seat Frame or Full Recline Van Seats with MK6i Electronics and GB TT Motors G - No longer available as a service part. Please use 1121086 as its replacement. H - Use Battery Charger part number 1123249 as a replacement.					

# Battery Boxes & Support Frame

## Group 24 Batteries

**NOTE:** [Before 10/9/06: Group 24 battery boxes were standard on Arrow, Ranger X (U300) and Torque SP (301-350TQHD) models. Group 24 battery boxes are optional on Torque SP (250TQ) and (251-300TQ) models.]

[NOTE: After 10/8/06: Group 24 battery boxes are standard on Arrow and Ranger X and optional on Torque SP & (Torque SE introduced 11/15/06) & (Torque 3 introduced 12/19/07)]



# Battery Boxes & Support Frame

## Group 24 Batteries

**NOTE:** [Before 10/9/06: Group 24 battery boxes were standard on Arrow, Ranger X (U300) and Torque SP (301-350TQHD) models. Group 24 battery boxes are optional on Torque SP (250TQ) and (251-300TQ) models.]

**[NOTE:** After 10/8/06: Group 24 battery boxes are standard on Arrow and Ranger X and optional on Torque SP & (Torque SE introduced 11/15/06) & (Torque 3 introduced 12/19/07)]

Item Number	Note	Part Number	Description	Quantity Per	
				Package	Assembly
1	A	1039705	Battery Box Assembly w/ Black Battery Connector, Front	1	1
1	J,K	1123974	Battery Box Assembly w/ Red Battery Connector, Front	1	1
1	N	1146296-NLA	NLA - Battery Box Assembly w/ Black Battery Connector, Front, For Formula CG Elevate System Only	1	1
1	K,P	1151803-NLA	NLA - Battery Box Assembly w/ Red Battery Connector, Front, For Formula CG Elevate System Only	1	1
1	A	1041440	Battery Box Assembly w/ Black Battery Connector, Rear	1	1
1	J,K	1123975	Battery Box Assembly w/ Red Battery Connector, Rear	1	1
2	B	1041439	Battery Box Bottom Assembly, Front	1	1
2	B	1146293-NLA	NLA - Battery Box Bottom Assembly, Front, For Formula CG Elevate System Only	1	1
2	C	1041438	Battery Box Bottom Assembly, Rear	1	1
3	I	1041432	Battery Box Lid Assembly w/ Black Battery Connector, Front	1	1
3	J,K	1123962-NLA	NLA - Battery Box Lid Assembly w/ Red Battery Connector, Front	1	1
3	N	1146294-NLA	NLA - Battery Box Lid Assembly w/ Black Battery Connector, Front, For Formula CG Elevate System Only	1	1
3	K,P	1151801-NLA	NLA - Battery Box Lid Assembly w/ Red Battery Connector, Front, For Formula CG Elevate System Only	1	1
3	I	1085414	Battery Box Lid Assembly w/ Black Battery Connector, Rear	1	1
3	J,K	1123963-NLA	NLA - Battery Box Lid Assembly w/ Red Battery Connector, Rear	1	1
4		1039773-NLA	NLA - Screw, Phillips Pan Head (#6-32 x 1-1/8")	1	2
5		1043599-NLA	NLA - Washer, Flat (5/32 x 3/8 x 1/32")	1	2
6		P0870X050-NLA	NLA - Nut, Keps (#6-32)	1	2
7		1041421	Pin, Connector Guide	1	4
8		1041422	Ring, Retaining	1	1
9		1041420	Bracket, Connector Guide Mounting	1	2
10		1041433-NLA	NLA - Pin, Handle	1	1
11		1041434	Handle, Strap, Rear Battery Box, Black	1	2
12		1041420	Bracket, Connector Guide Mounting	1	2

# Battery Boxes & Support Frame

## Group 24 Batteries

**NOTE:** [Before 10/9/06: Group 24 battery boxes were standard on Arrow, Ranger X (U300) and Torque SP (301-350TQHD) models. Group 24 battery boxes are optional on Torque SP (250TQ) and (251-300TQ) models.]

**[NOTE:** After 10/8/06: Group 24 battery boxes are standard on Arrow and Ranger X and optional on Torque SP & (Torque SE introduced 11/15/06) & (Torque 3 introduced 12/19/07)]

Item Number	Note	Part Number	Description	Quantity Per	
				Package	Assembly
13		1043599-NLA	NLA - Washer, Flat (5/32 x 3/8 x 1/32")	1	4
14		1039773-NLA	NLA - Screw, Phillips Pan Head (#6-32 x 1-1/8")	1	4
15		P0870X050-NLA	NLA - Nut, Keps (#6-32)	1	4
16		1070504-NLA	NLA - Fastener, Hook with Adhesive Back (1" W x 1" L)	1	2
17		1041421	Pin, Connector Guide	1	2
18		1041422	Ring, Retaining	1	4
19		1041420	Bracket, Connector Guide Mounting	1	2
20		1041435	Handle, Strap, Front Battery Box, Black	1	2
21		1049550-NLA	NLA - Clip, Retainer	1	2
22		1039649-NLA	NLA - Spacer (3/8 x 5/8 x 25/32")	1	2
22		1104881	Spacer (3/8 x 5/8 x 3/4")	1	1
23	Q	1049549-NLA	NLA - Retainer Bar, Battery Box	1	1
24		1086974	Frame, Battery Box Support, Black	1	1
24		1144774-NLA	NLA - Frame, Battery Box Support, Black (Formula CG Elevate Only)	1	1
25	G	1104859-NLA	NLA - Battery Box Assemblies, Support Frame and Hardware, with Vent Present	1	1
25	L	1124559-NLA	NLA - Battery Box Assemblies, Support Frame and Hardware, with Vent Present	1	1
25	H	1104821	Battery Box Assemblies, Support Frame and Hardware, without Vent Present	1	1
25	M	1123976	Battery Box Assemblies, Support Frame and Hardware, without Vent Present	1	1
26	O	1104802	Decal, Push/Drive	1	2
27		1104693-NLA	NLA - Cam - Right	1	1
27		1104694-NLA	NLA - Cam - Left	1	1
28		1095489	Decal, Invacare 3-D Logo (2-1/2" L)	1	1
29		1104692-NLA	NLA - Cover, Battery Retainer	1	1
30		1105557-NLA	NLA - Bracket, Battery Support, Black	1	1
31		1104696-NLA	NLA - Bushing, Top	1	2
32		1075176	Screw, Slotted Hex Washer Head Tap (#10-16 x 1-1/2")	1	2
33		1028755	Screw, Phillips Pan Head (#10-32 x 5/8")	1	2
34	R	1023631-NLA	NLA - Washer, Plain (3/16 x 1/2 x 1/16")	1	2
35	D	1104871	Hardware, Retainer	1	1
36	E	1104701	Retainer Assembly, without Vent Present	1	1
	F,K	1089385	Fuse, MIDI (Non-G/B & G/B) (80 AMP)	1	2

# Battery Boxes & Support Frame

## Group 24 Batteries

**NOTE: [Before 10/9/06: Group 24 battery boxes were standard on Arrow, Ranger X (U300) and Torque SP (301-350TQHD) models. Group 24 battery boxes are optional on Torque SP (250TQ) and (251-300TQ) models.]**

**[NOTE: After 10/8/06: Group 24 battery boxes are standard on Arrow and Ranger X and optional on Torque SP & (Torque SE introduced 11/15/06) & (Torque 3 introduced 12/19/07)]**

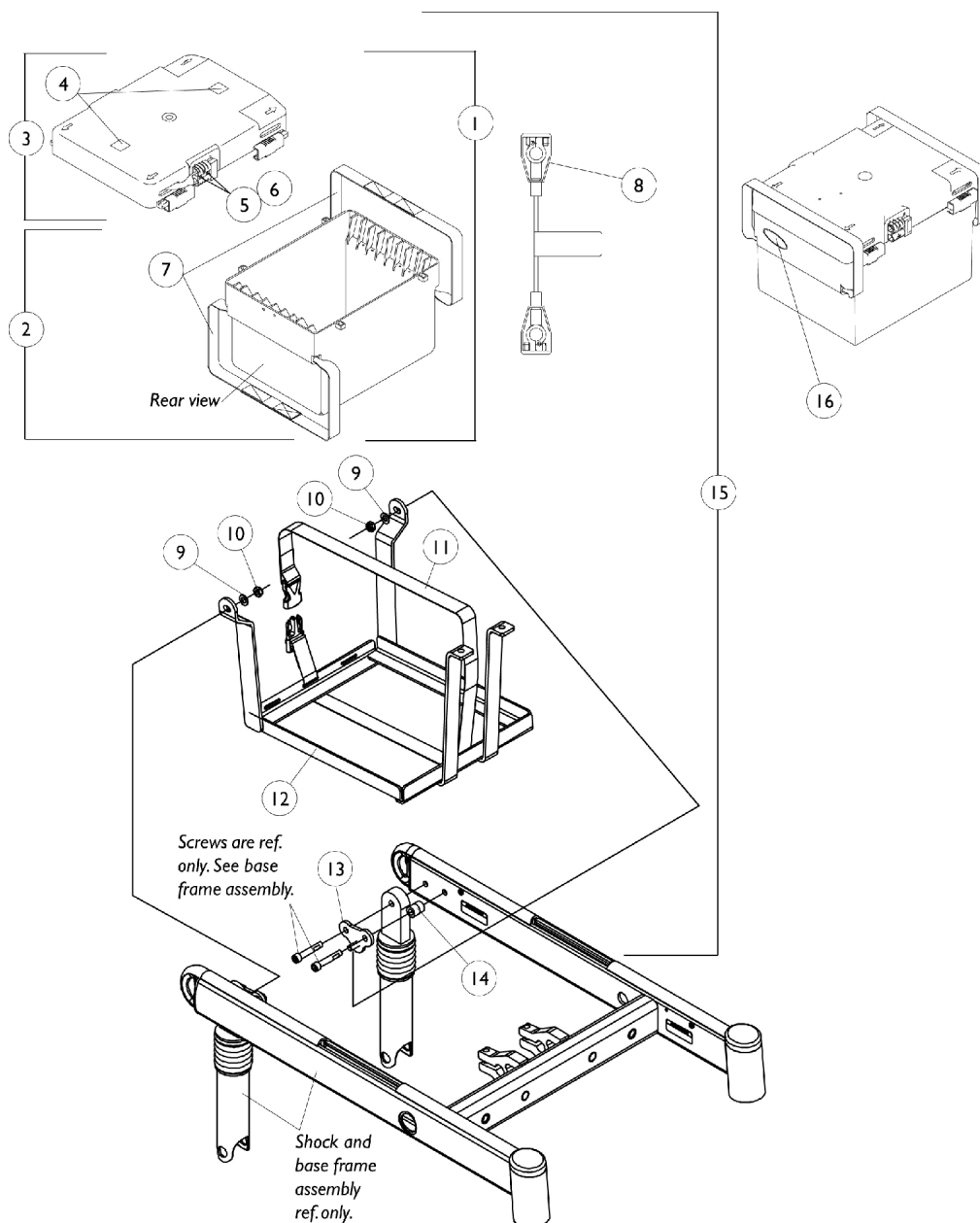
Item Number	Note	Part Number	Description	Quantity Per	
				Package	Assembly
	F	1104849-NLA	NLA - Service Manual, Storm	1	1
<p>NOTE: A - Includes items 2 and 3. Used with all 4-pole motors, GB non-heavy duty and [GB heavy duty TTHD motors before 1/26/04 (3/15/04 for VA Government orders)]</p> <p>B - Includes items 10 and 20</p> <p>C - Includes items 10 and 11</p> <p>D - Includes items 31-34</p> <p>E - Includes items 27-34</p> <p>F - Not Shown</p> <p>G - Includes items 1 and 21-24. Used with all 4-pole motors, GB non-heavy duty and [GB heavy duty TTHD motors before 1/26/04 (3/15/04 for VA Government orders)]</p> <p>H - Includes items 1, 22 and 24. Used with all 4-pole motors, GB non-heavy duty and [GB heavy duty TTHD motors before 1/26/04 (3/15/04 for VA Government orders)]</p> <p>I - Used with all 4-pole motors, GB non-heavy duty and [GB heavy duty TTHD motors before 1/26/04 (3/15/04 for VA Government orders)]</p> <p>J - Used with GB heavy duty TTHD motors after 1/25/04 only (3/14/04 for VA Government orders)</p> <p>K - Battery box lids made after 1/25/04 (3/14/04 for VA Government orders) use a non-replaceable 125 Amp. fuse. A new battery box lid must be ordered when the 125 Amp. fuse is required.</p> <p>L - Includes items 1 and 21-24. Used with GB heavy duty TTHD motors after 1/25/04 only (3/14/04 for VA Government orders). The battery box lids contain the 125 Amp. non-replaceable fuse</p> <p>M - Includes items 1, 22 and 24. Used with GB heavy duty TTHD motors after 1/25/04 only (3/14/04 for VA Government orders). The battery box lids contain the 125 Amp. non-replaceable fuse</p> <p>N - Used with 4-Pole motors only with Formula CG Elevate System</p> <p>O - Decal not used when GB Heavy Duty Motors are used</p> <p>P - Used with GB Heavy Duty TTHD motors with Formula CG Elevate System</p> <p>Q - Retainer Bar used when Vent Tray is present</p> <p>R - Part #1023631 is no longer available as a service part individually. See item 35 and order part #1104871 as a replacement.</p> <p>NOTE: Items 25, 36, service manual part number 1104849 and new wire harness for Group 24 batteries must be ordered when upgrading from 22NF batteries to Group 24 Batteries.</p>					

# Battery Box and Tray Assembly

## 22NF Batteries

**NOTE:** [Before 10/9/06: 22NF battery boxes were standard on Torque SP (250TQ) and (251-300TQ) models.]

**NOTE:** [After 10/8/06: 22NF battery boxes are standard on Torque SP (300 Lb. Limit) models.]. [Standard on Torque SE introduced 11/15/06 & Torque 3 introduced 12/19/07]



# Battery Box and Tray Assembly

## 22NF Batteries

**NOTE:** [Before 10/9/06: 22NF battery boxes were standard on Torque SP (250TQ) and (251-300TQ) models.]

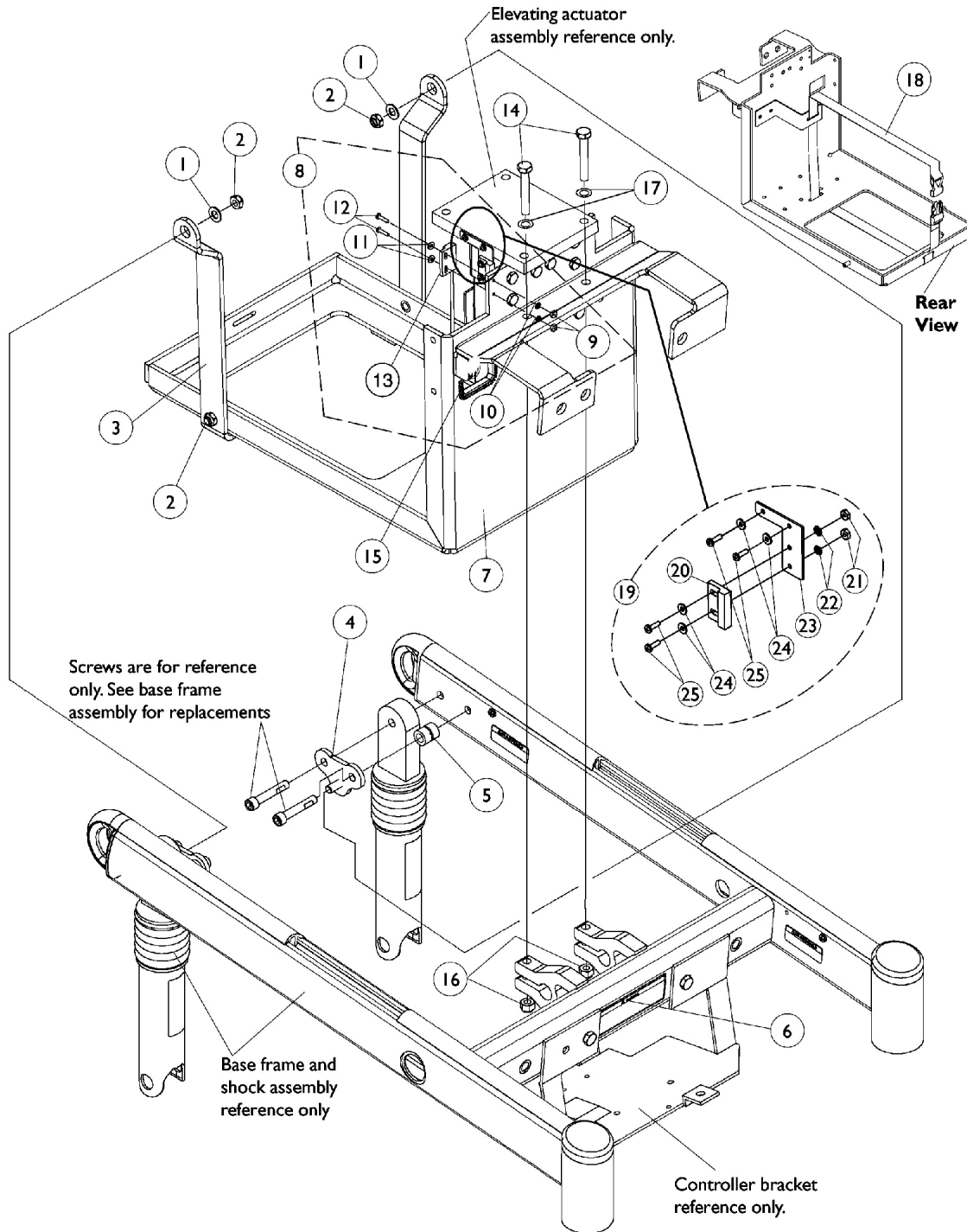
**NOTE:** [After 10/8/06: 22NF battery boxes are standard on Torque SP (300 Lb. Limit) models.]. [Standard on Torque SE introduced 11/15/06 & Torque 3 introduced 12/19/07]

Item Number	Note	Part Number	Description	Quantity Per	
				Package	Assembly
1	A	1050175	Battery Box Assembly	1	1
2		1049365	Battery Box Bottom with Straps	1	1
3	B	1049366	Battery Box Lid Assembly	1	1
4		1070504-NLA	NLA - Fastener, Hook with Adhesive Back (1" W x 1" L)	1	2
5		1037901-NLA	NLA - Screw, Phillips Pan Head (#6-32 x 7/8")	1	2
6		P0870X050-NLA	NLA - Nut, Keps (#6-32)	1	2
7		50000X121	Strap, Battery Lift	1	2
8		50000X123	Cable, Battery Jumper	1	1
9		1025704	Washer, Flat (5/16 x 5/8 x 1/16")	1	2
10		1028769	Locknut (5/16-18)	1	2
11		1049846	Strap Assembly, Battery	1	1
12		1092190-NLA	NLA - Battery Tray with Strap Assembly	1	1
13		1049354-NLA	NLA - Bracket, Hanger, Black	1	2
14		1104881	Spacer (3/8 x 5/8 x 3/4")	1	2
15	C	1104837	Battery Box/ Tray Assembly	1	1
16		1095489	Decal, Invacare 3-D Logo (2-1/2" L)	1	1
	D	1089385	Fuse, MIDI (Non-G/B & G/B) (80 AMP)	1	1
<b>NOTE:</b> A - Includes items 2 and 3 B - Includes items 4-6 C - Includes items 1, 8-10 and 12-14 D - Not Shown					



# Battery Tray, Proximity Sensor and Hardware For Elevating Seat

Discontinued 10/16/06. After 10/15/06, Refer to Formula CG Powered Seating System Parts Catalog Form #06-106 for the Elevate Option components for 3G Storm Series.



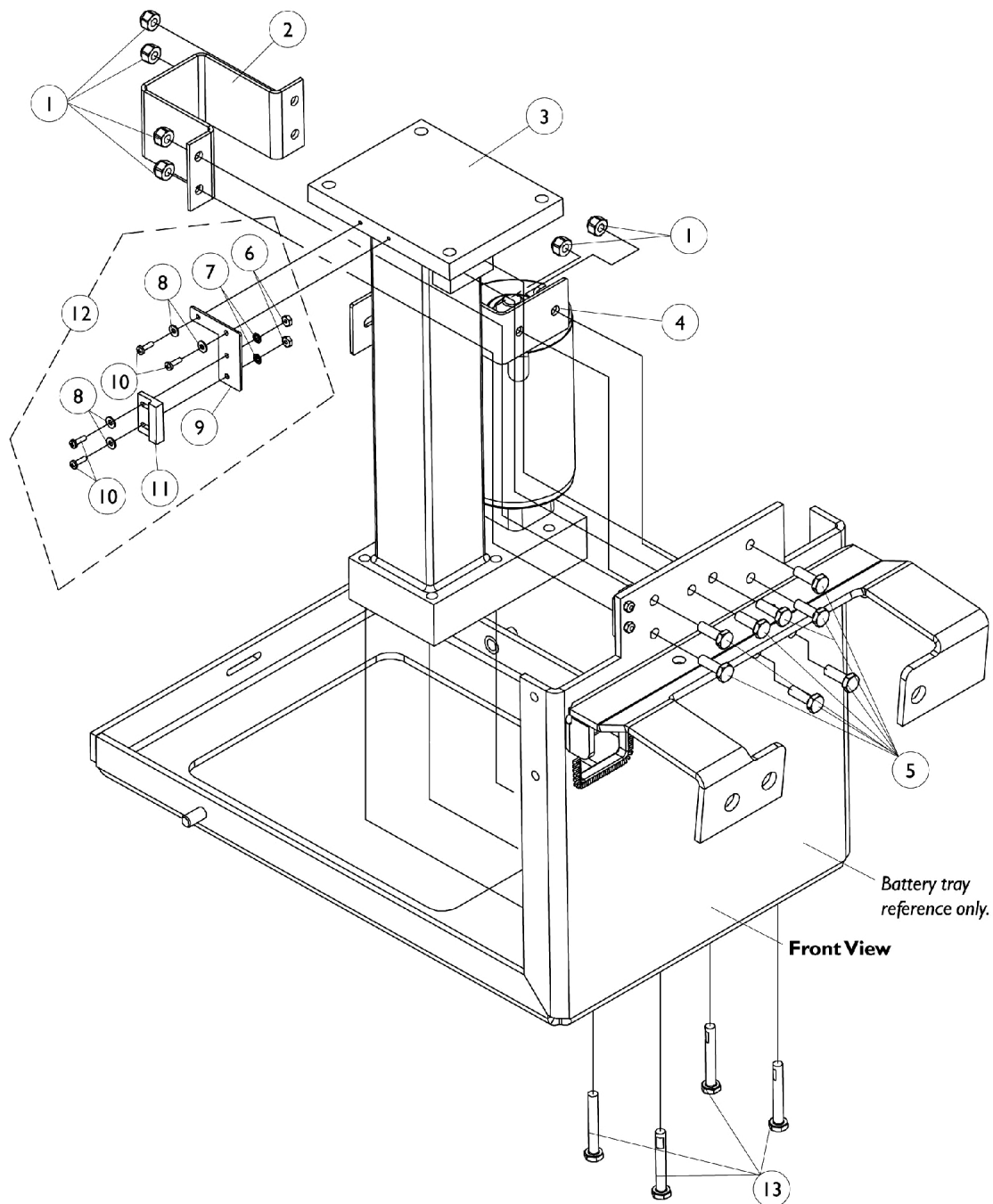
# Battery Tray, Proximity Sensor and Hardware For Elevating Seat

**Discontinued 10/16/06. After 10/15/06, Refer to Formula CG Powered Seating System Parts Catalog Form #06-106 for the Elevate Option components for 3G Storm Series.**

Item Number	Note	Part Number	Description	Quantity Per	
				Package	Assembly
1		1025704	Washer, Flat (5/16 x 5/8 x 1/16")	1	2
2		1028769	Locknut (5/16-18)	1	4
3		1106529-NLA	NLA - Bracket, Battery Tray Support, Black	1	2
4		1049354-NLA	NLA - Bracket, Hanger, Black	1	2
5		1104881	Spacer (3/8 x 5/8 x 3/4")	1	2
6		1106662-NLA	NLA - Label, Warning, Elevating Seat	1	1
7		1106517-NLA	NLA - Tray, Battery	1	1
8	A	1108774-NLA	NLA - Hardware, Proximity Switch Sensor and Mounting	1	1
9		1005889	NLA - Locknut (#4-40)	1	2
10		1008525-NLA	NLA - Washer, Internal Tooth Lock (#4-40)	1	2
11		1011011-NLA	NLA - Washer, Plain (1/8 x 5/16 x 1/32")	1	2
12		1021742	Screw, Phillips Pan Head (#4-40 x 1/2")	1	2
13		1105715-NLA	NLA - Sensor, Proximity Switch	1	1
14		1042484-NLA	NLA - Screw, Hex Head (5/16-18 x 2")	1	2
15		1109563-NLA	NLA - Strip, Grommet	1	1
16		1026158	Locknut (5/16-18)	1	2
17		1074133	Washer, Steel (5/16 x 3/4 x 1/16")	1	2
18		1049846	Strap Assembly, Battery	1	1
19	D	1108773-NLA	NLA - Hardware, Actuator Switch Sensor and Mounting	1	1
20		1024001	Sensor, Actuator Switch	1	1
21		1005889	NLA - Locknut (#4-40)	1	2
22		1008525-NLA	NLA - Washer, Internal Tooth Lock (#4-40)	1	2
23		1106518-NLA	NLA - Bracket, Actuator Switch Sensor, Black	1	1
24		1011011-NLA	NLA - Washer, Plain (1/8 x 5/16 x 1/32")	1	4
25		1027704-NLA	NLA - Screw, Phillips Pan Head (#4-40 x 3/8")	1	4
	B,C	1108775-NLA	NLA - Hardware, Battery Tray Mounting	1	1
NOTE: A - Includes items 9-13 B - Includes items 1-5 C - Not Shown D - Includes items 20-25					

# Elevating Actuator, Switch Sensor and Hardware For Elevating Seat

Discontinued 10/16/06. After 10/15/06, Refer to Formula CG Powered Seating System Parts Catalog Form #06-106 for the Elevate Option components for 3G Storm Series.



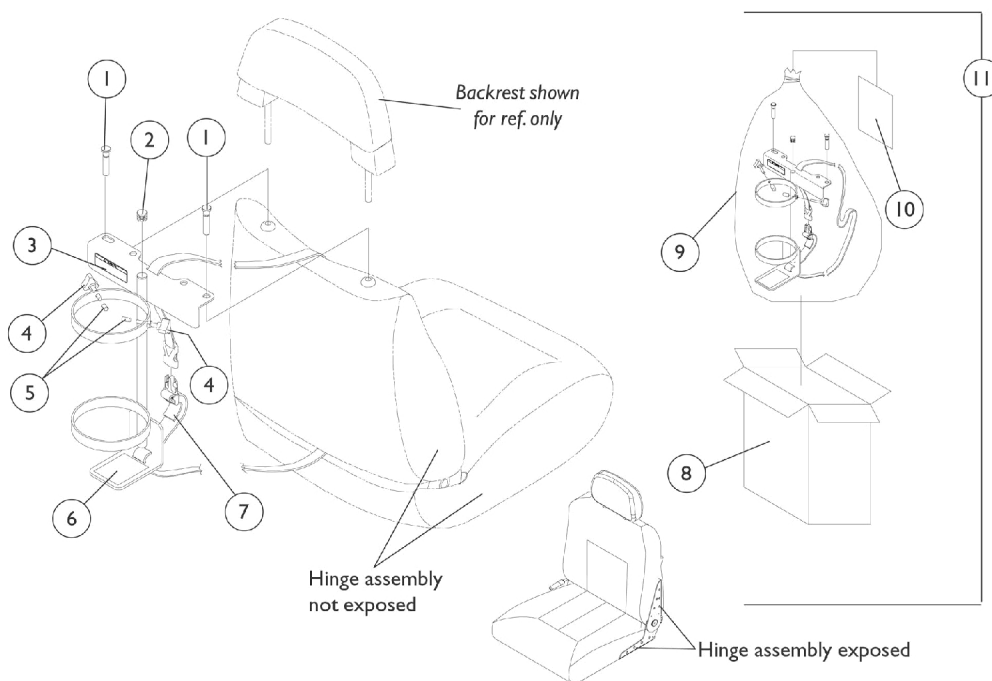
# Elevating Actuator, Switch Sensor and Hardware For Elevating Seat

Discontinued 10/16/06. After 10/15/06, Refer to Formula CG Powered Seating System Parts Catalog Form #06-106 for the Elevate Option components for 3G Storm Series.

Item Number	Note	Part Number	Description	Quantity Per	
				Package	Assembly
1		1025736	Locknut (1/4-20)	1	6
2		1108436-NLA	NLA - Bracket, Actuator Support, Black	1	1
3		1109334-NLA	NLA - Actuator Motor Assembly, Elevate	1	1
4		1108435-NLA	NLA - Bracket, Battery Strap, Black	1	1
5		1025708-NLA	NLA - Bolt, Hex Head Cap (1/4-20 x 3/4")	1	8
6		1005889	NLA - Locknut (#4-40)	1	2
7		1008525-NLA	NLA - Washer, Internal Tooth Lock (#4-40)	1	2
8		1011011-NLA	NLA - Washer, Plain (1/8 x 5/16 x 1/32")	1	4
9		1106518-NLA	NLA - Bracket, Actuator Switch Sensor, Black	1	1
10		1027704-NLA	NLA - Screw, Phillips Pan Head (#4-40 x 3/8")	1	4
11	B	1024001	Sensor, Actuator Switch	1	1
12	A	1108773-NLA	NLA - Hardware, Actuator Switch Sensor and Mounting	1	1
13		1088898-NLA	NLA - Screw, Hex Head w/ Patch (1/4-20 x 1-3/4")	1	4
NOTE: A - Includes items 6-11 B - The Proximity Sensor that mates up with item 11 can be found under the page titled "Battery Tray, Proximity Sensor and Hardware For Power Elevating Seat".					

# Oxygen Holder Assembly Kit Before 4/15/03

## Captain Seat, Low Back Models Only

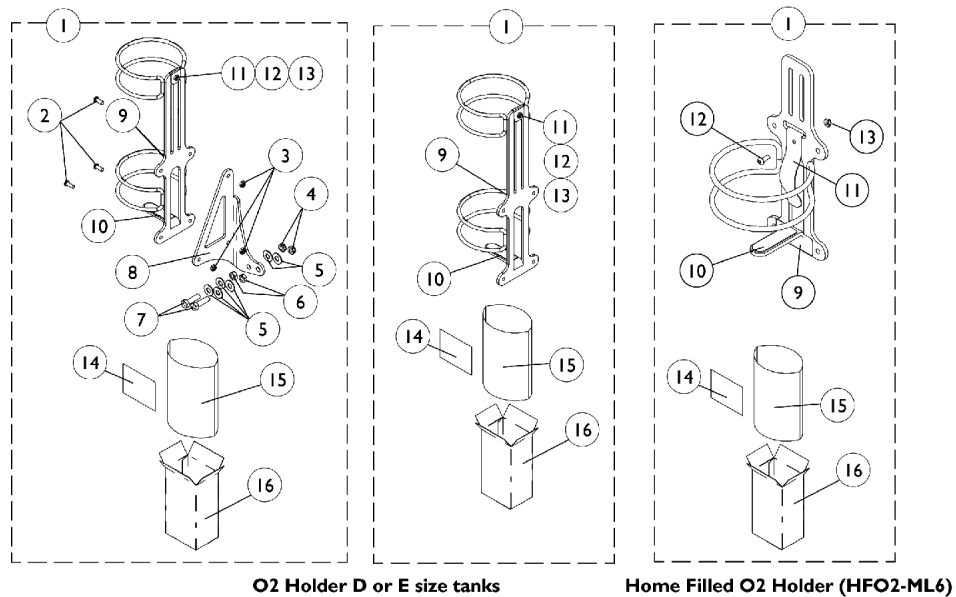
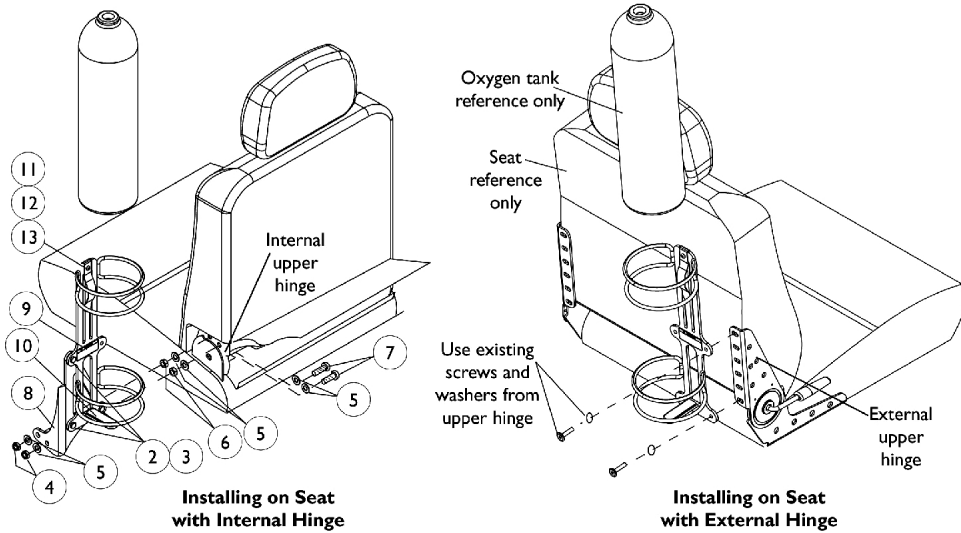


Item Number	Note	Part Number	Description	Quantity Per	
				Package	Assembly
1	A	1080865-NLA	NLA - Pin, Oxygen Holder	1	2
2		1035614	Plug Button, Black (5/8")	1	1
3		1080866	Decal, Oxygen Warning - English	1	1
4		1027684	Knob, Clamping, Black	1	2
5		1086780-NLA	NLA - Package, Protective Cap	10	2
6		1073159-NLA	NLA - Pad, Non-Skid	1	1
7		1080872-NLA	NLA - Strap and Buckle Assembly	1	1
8		1083052-NLA	NLA - Carton, Shipper, Oxygen Holder	1	1
9		2000454-NLA	NLA - Bag, Poly (39" L x 33" W)	1	1
10		1080869-NLA	NLA - Instruction Sheet, Oxygen Holder	1	1
11	B,C	1080870-NLA	NLA - Oxygen Holder Assembly with Instruction Sheet	1	1

NOTE: A - Oxygen holder pins are to be used when backrest is absent.  
 B - Includes items 1-10  
 C - Due to product improvement, see oxygen holder assemblies dated after 4/14/03 that will accommodate both (exposed and non-exposed) captain seat hinge assemblies. Special orders are no longer needed for exposed hinge assembly models.

# Oxygen Holder Assembly Kit After 4/14/03

## All Captain Seat Models



## Oxygen Holder Assembly Kit After 4/14/03

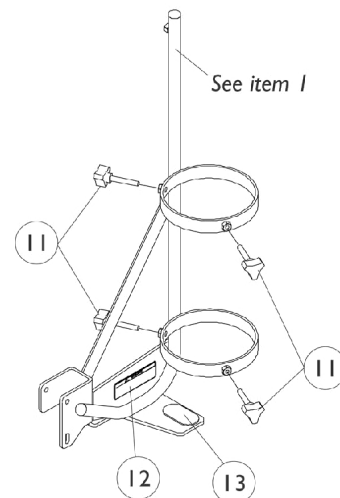
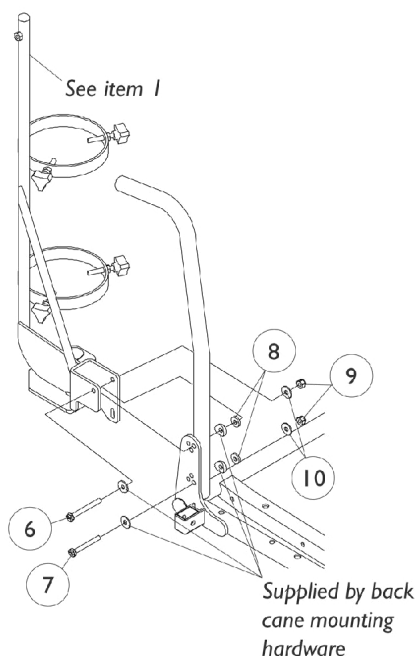
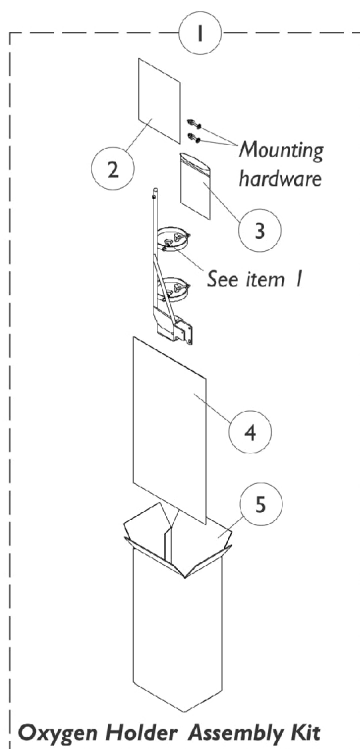
### All Captain Seat Models

Item Number	Note	Part Number	Description	Quantity Per	
				Package	Assembly
1	A	1116952-NLA	NLA - Oxygen Holder Assembly Kit	1	1
1	B	1116956	Oxygen Holder Assembly(D or E Tanks)	1	1
1		HFO2-ML6	Oxygen Holder Assembly (Home Filled Tank)	1	1
2		1055304	Screw, Socket Button Head (1/4-28 x 5/8")	1	3
3		1025765	Locknut (1/4-28)	1	3
4		1028486	Locknut, Low Profile (3/8-16)	1	2
5		1118889-NLA	NLA - Washer, Steel (3/8 x 7/8 x 1/16")	1	6
6		1116954-NLA	NLA - Nut, Hex (3/8-16)	1	2
7		1118888-NLA	NLA - Screw, Hex Head (3/8-16 x 1-1/4")	1	2
8		1116953-NLA	NLA - Bracket, Oxygen Holder, Black	1	1
9		1080866	Decal, Oxygen Warning - English	1	1
10		1116950-NLA	NLA - Pad, Non-Skid	1	1
11		1116945	Spring, Oxygen Holder	1	1
12		1072319-NLA	NLA - Screw, Socket Button Head (#10-32 x 1/2")	1	1
13		1025735	Locknut (#10-32)	1	1
14	C	1116957-NLA	NLA - Instruction Sheet, Oxygen Holder	1	1
15		1021866-NLA	NLA - Bag, Poly (26" L x 15" W)	1	1
16		1063960	Carton	1	1
NOTE: A - For seats with an INTERNAL (Non-Visible) hinge assembly. Includes O2 Holder and items 2-16 B - For seats with an EXTERNAL (Visible) hinge assembly. Includes O2 Holder and includes items 9-16 C - Item is no longer available from the Invacare Service Parts Department. Refer to the Invacare Website under "Product Literature Search". Enter the part number in the "Keywords" field and download a free PDF version copy.					

# Oxygen Holder Assembly Kit

## ASBA Seats (Before 7/5/05)

**NOTE:** Oxygen holder is not available on recliner options and seat depths of 15" or less because of the CJ bracket interference.



Item Number	Note	Part Number	Description	Quantity Per	
				Package	Assembly
1	A	1098857-NLA	NLA - Oxygen Holder Assembly Kit	1	1
2	B	1098333-NLA	NLA - Instruction Sheet, Oxygen Holder	1	1
3		1021148-NLA	NLA - Bag, Poly Zip-Lip (8-3/4" L x 6" W)	1	1
4		1021866-NLA	NLA - Bag, Poly (26" L x 15" W)	1	1
5		1097276-NLA	NLA - Carton, Shipper	1	1
6		1096839-NLA	NLA - Screw, Hex Head (1/4-20 x 2-1/4")	1	1
7		1096838-NLA	NLA - Screw, Hex Head (1/4-20 x 2")	1	1
8		1018739	Washer (1/4 x 5/8 x 3/32")	1	2
9		7930333	Locknut (1/4-20)	25	2
10		1026900	Washer (1/4 x 23/32 x 1/16")	1	2
11		1027684	Knob, Clamping, Black	1	4
12		1080866	Decal, Oxygen Warning - English	1	1
13		1072002-NLA	NLA - Pad, Non Skid	1	1

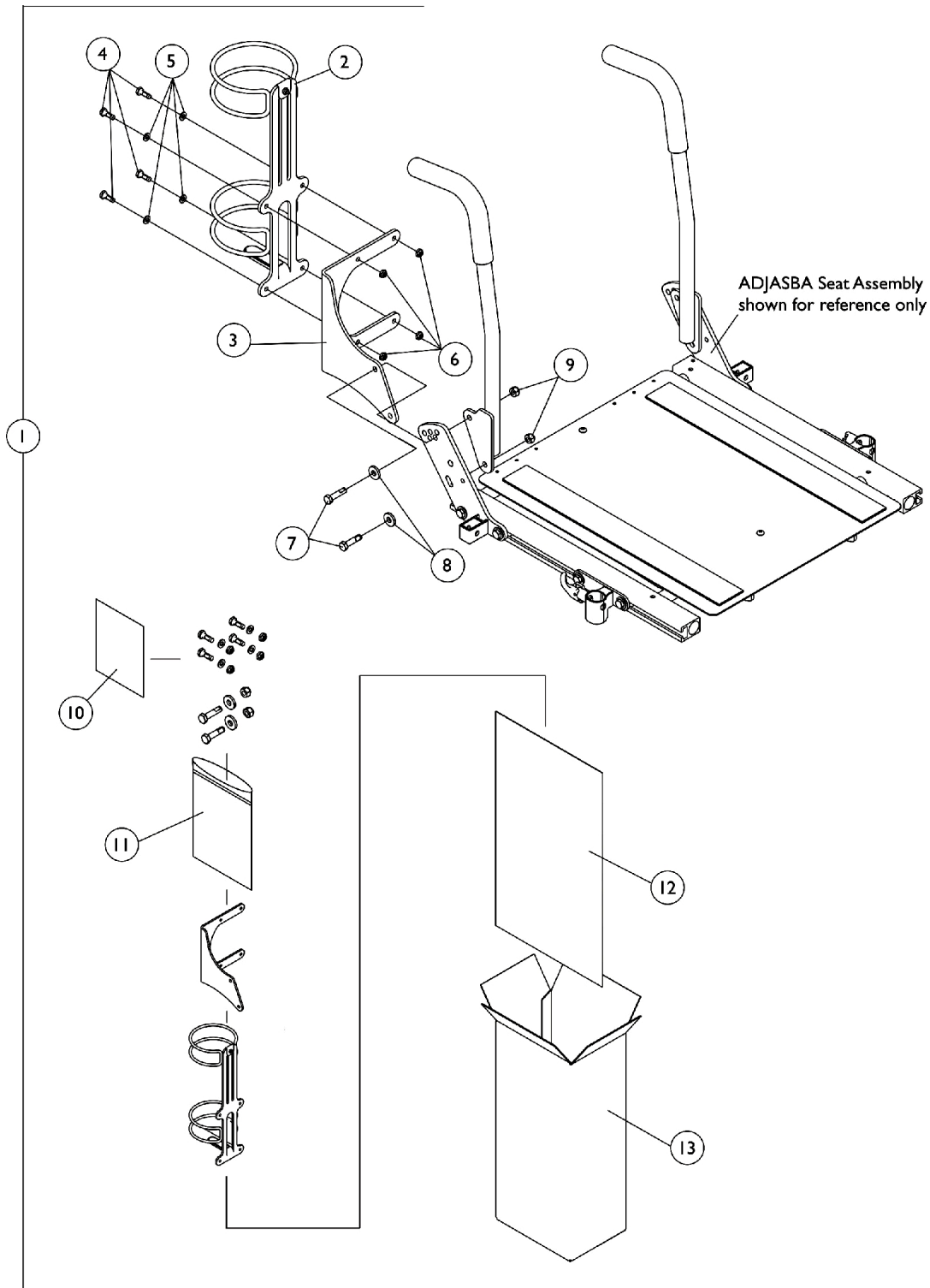
**NOTE:** A - Includes items 2-13  
B - Item is no longer available from the Invacare Service Parts Department. Refer to the Invacare Website under "Product Literature Search". Enter the part number in the "Keywords" field and download a free PDF version copy.



# Oxygen Holder Assembly Kit

## ADJASBA Seats (After 7/4/05)

**NOTE:** Oxygen holder is not available on recliner options and the 12"-16" wide ADJASBA Seat Frame



## Oxygen Holder Assembly Kit

### ADJASBA Seats (After 7/4/05)

**NOTE:** Oxygen holder is not available on recliner options and the 12"-16" wide ADJASBA Seat Frame

Item Number	Note	Part Number	Description	Quantity Per	
				Package	Assembly
1	A	1135504	Kit, Oxygen Holder Assembly For ADJASBA Seats	1	1
2			Holder, Oxygen	1	1
3			Bracket, Oxygen Holder (ASBA and ADJASBA Seats)	1	1
4			Screw, Hex Head w/ Patch (1/4-20 x 3/4")	1	4
5			Washer (1/4 x 1/2 x 1/16")	1	4
6			Locknut (1/4-20)	1	4
7			Screw, Hex Head w/ Patch (5/16-18 x 1-1/4")	1	2
8			Washer, Flat (21/64 x 53/64 x 7/64")	1	2
9			Locknut (5/16-18)	1	2
10			Instruction Sheet, Oxygen Holder For ADJASBA Seats	1	1
11			NLA - Bag, Poly Zip-Lip (8-3/4" L x 6" W)	1	1
12			NLA - Bag, Poly (26" L x 15" W)	1	1
13			NLA - Carton, Shipper	1	1
NOTE: A - Includes items 2-13					

# Power Wheelchair Tool Kit

I



**Multimeter  
with Leads**



**Grounding  
Wire**



**1" Test  
Leads**



**Protractor/Angle  
Locator**



**Invacare  
Pen Light**



**Invacare  
Tape Measure**



**Invacare  
Phillips/Flat Head  
Screwdriver**



**MKIV Programmer**



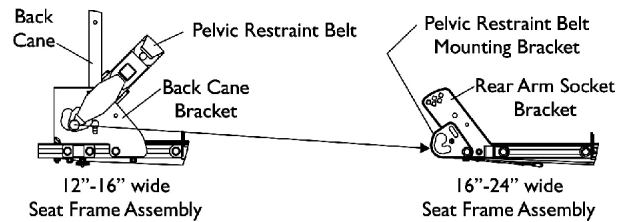
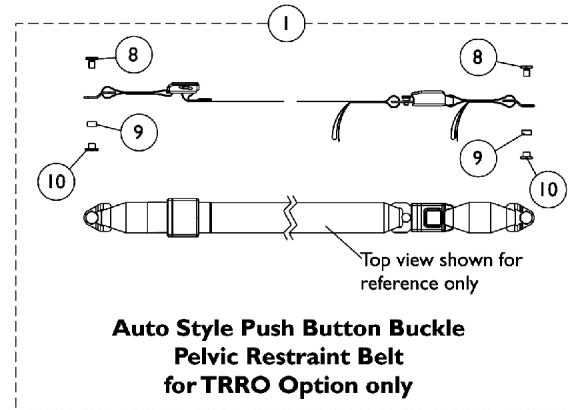
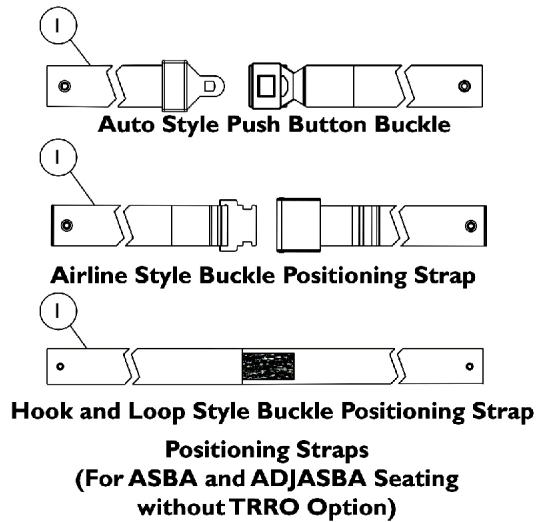
**Virtual Service  
Charger Cable**

## Power Wheelchair Tool Kit

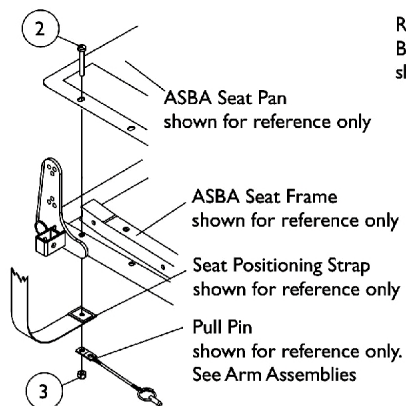
Item Number	Note	Part Number	Description	Quantity Per	
				Package	Assembly
1		1125222-NLA	NLA - Kit, Power Wheelchair Tool Includes: 1 ea. Multimeter with Leads 1 ea. Locator, Protractor/Angle Magnetic Base 1 ea. Instructions, MKIV Programmer 1 ea. Wire, Grounding with Hand Strap and Clip 1 ea. Leads, 1" Test 1 ea. Light, Pen with Invacare Logo 1 ea. Tape Measure, Compact with Invacare Logo 1 ea. Screwdriver, Pen-Size Phillips/Flat Head 1 ea. Cable, Virtual Service Charger/Modem	1	1

# Miscellaneous Accessories

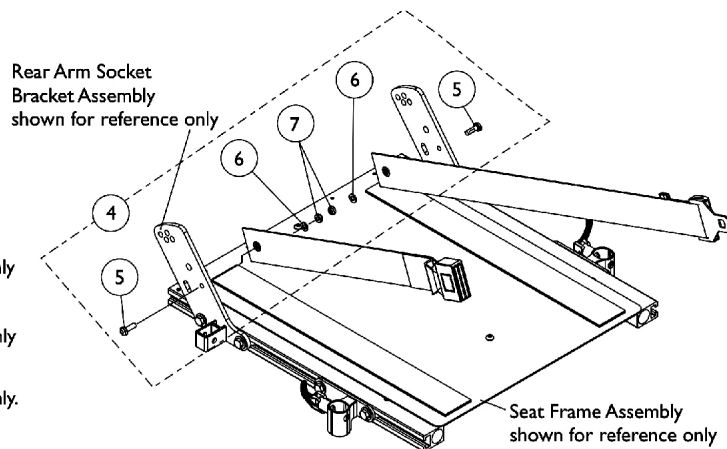
**NOTE:** Chest Positioning Straps share the same hardware that attaches a Back Upholstery



**Pelvic Restraint Belt Mounting Location  
(For ADJASBA Seating w/ TRRO Option)**



**Seat Positioning Strap  
Mounting Hardware  
(For ASBA Seating)**



**Seat Positioning Strap  
Mounting Hardware  
(For ADJASBA Seating)**

## Miscellaneous Accessories

**NOTE: Chest Positioning Straps share the same hardware that attaches a Back Upholstery**

Item Number	Note	Part Number	Description	Quantity Per	
				Package	Assembly
1		See Chart	#1 Positioning Straps	1	1
1	C	See Chart	#1 Pelvic Restraint Belt For TRRO Option Only	1	1
2		1037610	Screw, Hex Head (1/4-20 x 1-5/8")	1	2
3		1025736	Locknut (1/4-20)	1	2
4	A	1124385	Kit, Seat Positioning Strap Mounting Hardware (both LT & RT sides)	1	1
5			Screw, Hex Head w/ Patch (1/4-20 x 3/4")	1	2
6			Washer (1/4 x 1/2 x 1/16")	1	2
7			Locknut (1/4-20)	1	2
8		1134055-NLA	NLA - Screw, Hex Head (3/8-24 x 5/8")	1	2
9		1134054-NLA	NLA - Bushing, Nylon (1/2 x 9/16 x 9/32")	1	2
10		1134056-NLA	NLA - Nut, Barrel (3/8-24)	1	2
	B	40176X010-NLA	NLA - Pump, Tire	1	1
NOTE: A - Includes items 5-7 B - Not Shown C - Before ordering a replacement Pelvic Restraint Belt for TRRO Option, Please read the information provided on page titled "TRRO and TRBKTS Option Clarification Reference" page					

## Miscellaneous Accessories

**NOTE: Chest Positioning Straps share the same hardware that attaches a Back Upholstery**

### #1 Positioning Straps

Description	12"-15" Wide	16"-19" Wide	20"-22" Wide	23"-24" Wide
Auto Style Push Button	1036527 Strap, Positioning, Seat/Chest w/ Auto Style Buckle (Eyelet to Eyelet Length 33")  See Note(s) A	1004310 Strap, Positioning, Seat/Chest w/ Auto Style Push Button Buckle (Eyelet to Eyelet Length 48")	1034625 Strap, Positioning, Seat/Chest w/ Auto Style Push Button Buckle (Eyelet to Eyelet Length 61")	1034622-NLA NLA - Strap, Positioning, Seat/Chest w/ Auto Style Push Button Buckle (Eyelet to Eyelet Length 69")  See Note(s) C
Airline Style	N/A	TAGTS1034751-NLA NLA - Strap, Positioning, Seat/Chest w/ Airline Style Buckle (Eyelet to Eyelet Length 46")	1034752-NLA NLA - Strap, Positioning, Seat/Chest w/ Airline Style Buckle (Eyelet to Eyelet Length 61")  See Note(s) D	1034753-NLA NLA - Strap, Positioning, Seat/Chest w/Airline Style Buckle (Eyelet to Eyelet Length 70")
Hook and Loop  See Note(s) B	N/A	1034744 Strap, Positioning, Seat/Chest w/ Hook and Loop Style Buckle (Eyelet to Eyelet Length 45")  See Note(s) B	1034745 Strap, Positioning, Seat/Chest w/ Hook and Loop Style Buckle (Eyelet to Eyelet Length 61")  See Note(s) B	1034746 Strap, Positioning, Hook and Loop Style Buckle (Eyelet to Eyelet Length 69")  See Note(s) B
<b>NOTE:</b> A - 12"-15" wide positioning straps come in rainbow color. B - Hook and Loop style positioning strap for power chairs is used for chest positioning only C - For replacement contact The Aftermarket Group (TAG). D - 1034752 Airline Buckle Style is No Longer Available. Use Auto Style part number 1034625 as a replacement.				

### #1 Pelvic Restraint Belt For TRRO Option Only

Description	12"-16" Wide	16"-24" Wide
Auto Style Push Button  See Note(s) A	1134475-NLA NLA - Belt, Pelvic Restraint w/ Auto Style Push Button Buckle (Bushing Hole to Bushing Hole Length 37")	1134476 Belt, Pelvic Restraint w/ Auto Style Push Button Buckle (Bushing Hole to Bushing Hole Length 55")  See Note(s) A
<b>NOTE:</b> A - Includes the Pelvic Restraint Belt and items 8-10		

## Warranty Replacement Parts

Part Number	Description	QTY per Assembly
1123249E-NLA  See Note(s) B, A	WARR RPLMT - Charger, Battery, 8 Amp. 115vac (Off Board) Single Mode Round Plug w/ AC Power Line Cord, CTE Corp.	1
NOTE: A - See "Battery Chargers & MKIV Harnesses" Category for more information. B - See "Battery Chargers - MK6i Battery Cables & Sensor Cables" Category for more information.		



Invacare Corporation

[www.invacare.com](http://www.invacare.com)



One Invacare Way  
Elyria, Oh USA  
44036-2125  
800-333-6900

Technical Support  
800-832-4707  
Florida Technical Support  
407-321-5630

Customer Service  
800-333-6900

© 2022 Invacare Corporation. All rights reserved. Republication, duplication or modification in whole or in part is prohibited without prior written permission from Invacare. Trademarks are identified by ™ and ®. All trademarks are owned by or licensed to Invacare Corporation or its subsidiaries unless otherwise noted. (Revised 11/01/22)

Form No. 00-191