

Spree embodies the essence of the child in all of us. We all love to laugh, explore the world and meet new people. The Spree series of wheelchairs can help. They make life easier for parent and child alike, enabling them to enjoy life to the fullest. This is the Essence of Spree!

Spree XT Wheelchair



**Invacare® Spree XT – The Easy Tilt**

- Easy to lift and maneuver – lightest-in-class.
- Easy to tilt – optimal pivot position.
- Easy to transport – TRRO system.
- Easy to adjust – Quick Set™ washers.



Yes, you can.®

## Specifications

Seat width	10 - 18"	
Seat depth	12 - 20"	
Overall chair width open	Seat width plus 7.5" (12, 20-inch wheels)	Seat width plus 8.75" (22, 24-inch wheels)
Overall chair depth	min. 29.5" (without anti-tips and front rigging)	
Overall chair height range	36.5" - 44"	
Back angle adjustment	86° to 106°	
Tubing outside diameter	1"	
Tilt range	0° - 45°	
Weight of chair	29 lb.*	
Weight capacity	150 lb.	
Warranty	Limited lifetime on frames and crossbraces	

\*16" x 16" Spree XT with AT902 casters, 12" composite wheels with 12" pneumatic tires, 90° swingaway front rigging, AT5543 adjustable angle flip up footplates, anti-tippers, no arms, no wheel locks, no stroller handles, no seating system, no other accessories/options.

## Seat-to-floor heights

Rear wheel size	3" caster	4" caster	5" caster	6" caster	6" x 2" caster
12"	16", 16.5", 17"	15.5", 16", 16.5", 17"	16", 16.5", 17", 17.5"	17", 17.5"	17.5"
20"	—	—	17.5"	17.5", 18", 18.5"	17.5", 19"
22"	16.5", 17"	16.5", 17"	16.5", 17", 17.5"	17", 17.5", 18"	17.5"
24"	—	—	17.5"	17.5", 18", 18.5"	17.5", 19"

## Knee-to-heel\*

Front rigging type	Min	Max
60°	13.5"	17.5"
60° MFX	9"	12.5"
70°	13.5"	16.5"
70° tapered	12.75"	16.25"
70° MFX	5.75"	11.75"
90°	4.5"	7.5"
Elevating	14"	20"

\*Footplate height adjusts in 1" increments. Measurement taken from top of seat rail to back of footrests.

## Arm heights\*

Cantilever	
Non-locking	6" - 9"
Locking	9" - 12"
T-Arms	
Low Range	8" - 12"
High Range	10" - 16"

\*All measurements taken from the top of seat rail to top of armrest pad.

## ANSI/RESNA W/C19 sec 6.2 Presale Literature Notification

- A. Minimum turning radius 23.06".  
Minimum turn-around width 35" (14"W x 14"D chair without footrests).
- B. Spree XT wheelchairs 17"D or deeper may be longer than 1220 mm exceeding the ADA definition of a common wheelchair and the minimum length requirement of lifts on public vehicles, and may therefore present particular difficulties accessing some vehicles.
- C. Total wheelchair mass = 30.25 lb (13.75 kg) - including front rigging, anti-tips, TRRO brackets.  
Does not include wheel locks, wheelchair anchored pelvic belt and seating.
- D. Average lateral dummy displacement = approximately .8125" (21.5 mm)
- E. Overall score = 17  
Overall rating = A  
Measures how well a wheelchair can accommodate a vehicle-anchored seat belt system. The wheelchair is scored on sharp edges in path of seat belt, how close the belt is to occupant and what objects get in the way of the belt.
- F.
  - i. The Spree XT tested was sized to accommodate a 170 lb. test dummy. 16"W x 18"D, 60° front rigging, 12" composite wheels, 12" pneumatic flat free tires, Invacare® KSS seating system, 8" composite/pneumatic flat free casters)
  - ii. The Spree XT tested was tied down using four tie-down brackets - 2 brackets located near head tubes and 2 brackets located near the back cane mounting brackets.
  - iii. The Spree XT tested was sized to accommodate a 170 lb. test dummy. 16"W x 18"D, 60° front rigging, 12" composite wheels, 12" pneumatic flat free tires, Invacare KSS seating system, 8" composite/pneumatic flat-free casters. Mass in section C above.
  - iv. The Spree XT tested used a wheelchair anchored pelvic belt and vehicle anchored shoulder belt for testing.
  - v. The Spree XT tested complies with the performance requirements of ANSI/RESNA WC-19 sec 5.3.
- G. For all types of vehicles, the Spree XT requires four SAE J2249-compliant tie down strap assemblies for effective securement.
- H. When the TRRO or TRBKTS option is selected, the Spree XT provides a location for anchoring of an Invacare-provided pelvic belt. This belt has been tested in accordance with ANSI/RESNA WC-19.
- I. The wheelchair anchored pelvic belt is supplied by Invacare.

Invacare Corporation  
www.invacare.com

## USA

One Invacare Way  
Elyria, Ohio  
44035-4190  
(800) 333-6900

## Canada

570 Matheson Blvd. E.  
Unit 8  
Mississauga, Ontario  
L4Z 4G4 Canada  
(800) 668-5324

Invacare, Yes, you can. and the Blue Medallion Design are registered trademarks and Quick Set is a trademark of Invacare Corporation. Specifications are subject to change without notification. Accessories and seating products shown in the photographs are not necessarily included in the base price of wheelchair. Refer to current price list located at www.invacare.com

© 2006

Invacare Corporation  
Form No. 03-070 Rev. 04-06



"Invacare says 'Yes, you can,®' and I couldn't have said it better myself."

*Arnold Palmer*



Yes, you can.®

# Spree XT

Stability • Power • Customization  
**REHAB**  
Sports •



*Anything else is an antique.*

## Spree XT – It's Kid Cool

- Light-up casters come standard. Whether rolling down the sidewalk or through a busy mall, children and adults alike will stop in awe when the XT's casters flash with color.
- Spree's hot decal shouts fun. Designed in bright yellow and orange, other kids will notice that this pediatric wheelchair is the coolest around.
- Invacare color options have become an expression of independence. Electrify the XT with one of four candy colors, choose from two different chameleon colors or go with one of the six additional hues.
- Get closer to peer level with the Spree XT. Front seat-to-floor height at zero degrees tilt is as low as 15.5" (floor to top of seat rail).

## Spree XT – Get up and GO!

Notice we didn't say stay at home. Spree products are made to pack up and go.

- Lightest weight pediatric folding tilt wheelchair available.
- Compact footprint – exceptional maneuverability.
- Pinchless folding crossbraces are only available on the XT. Crossbraces with locking pins can very easily catch your fingers when unfolding the chair. The Spree XT eliminates this possibility.
- Handy nylon folding strap makes it easy to fold the chair after removing the seating system. Simply pull up on strap to disengage the folding crossbrace.
- Two-way, fold-down back canes can be folded forward to get the chair in the trunk of a vehicle. The back also will fold open if you plan on leaving the seating system in the chair during your travels.


## Spree XT – Go, Grow and TRO!

Two of the most important requirements of a pediatric folding tilt wheelchair, from the clinical perspective, are the ability to grow the chair with the child and to safely transport the child to and from school. Spree meets both requirements.


- Growable depth frames. Choose from one of two seat rail depths (12"-14" or 12"-18"). Both seat rail options fit on the same base and two-inch seat rail extensions are offered as an option for additional growth.
- Growable width crossbraces on the Spree XT grow from 10"-12", 12"-14", 14"-16" or 16"-18"
- Growable length, locking cantilever arm option lengthens as you grow the chair in depth. They fold up and out of the way so you don't have to remove them when you transport the chair, and they work great with lap trays.
- Transport Ready Option (TRRO) is a no charge option on the Spree XT.\* The Spree XT with its KSS seating system meets today's ANSI/RESNA WC-19 standard. Invacare has crash tested the Spree XT with its KSS seating system, but offers transport tie down brackets on the chair for use with other seating systems as another option.\*\*
- Optimal tilt pivot position adjustable for smooth and easy tilt operation.
- Discrete tilt trigger lockout levers help prevent people, especially children, from "accidentally" disengaging the tilt mechanisms.
- Crossed tilt actuating cables prevent jamming and twisting of seating system and eliminate danger of single-handed disengagement of tilt mechanisms.

\* The TRRO Transport Ready Option on the Spree XT order form includes the Spree XT, transport brackets, and a wheelchair anchored pelvic belt. The KSS seating system must also be purchased with this option at an additional charge. No seating system is included in the base price of the wheelchair.

\*\* Invacare has not performed testing using any other seating systems. If seating systems other than the KSS seating system are used, the tie-down brackets are to be used only to secure an unoccupied wheelchair.




"Cool" 4" light-up casters.



Pinchless folding crossbraces and nylon strap.



Crossbraces adjust in 1" increments.



The Spree XT is compact and portable.



*Spree XT shown in Electric Red with an 18" long seat rail, 4" light-up casters, 12" composite pneumatic wheels, adjustable angle stroller handle, locking cantilever arms, and an Invacare KSS seating system.*




*Front transport tie down bracket.*



*Rear transport tie down and wheelchair anchored pelvic belt.*



*Discrete tilt trigger lockout levers.*




*Quick Set™ washer (left) snaps onto the frame – preventing loss of cover washers or your temper.*




## Spree – Easy to Adjust and Durable

First and foremost, providers want to meet the needs of the client. However, providers also are concerned with ease of adjustability and the durability of the product. The Spree XT is an easy selection.

- Clean seat rails make integrating seating systems less stressful with the XT.
- Smooth single-diameter back cane one-inch diameter tubing means you don't need to work with two different diameter attachment hardware. Single piece tubing means you don't have interference associated with telescoping back canes.
- Quick Set™ Washers are the latest Invacare innovation. Forget about searching for dropped cove washers on the floor or trying to hold all the cove washers in place while you try to make adjustments to the seat depth. Quick Set washers snap onto the frame just about anywhere you need to make adjustments—a simple solution that can reduce your adjustment time.
- Vertical tilt mechanisms allow for less stress on the tilt mechanisms and less cable flex – increased durability.
- Tilt, through axle plates, can be achieved with the XT's multi-positional axle plate design.
- Flared front end clears the way for 90-degree front rigging.
- Durable, adjustable-angle aluminum foot plate option utilizes dual-point attachments and positive lock mechanisms for dorsi and planar flexion. Adjustments can be made while the foot is on foot plate.
- Angle-adjustable front head tubes allow you to realign the head tubes for maximum performance when tilt is changed through the axle bracket. Head tubes also can be attached in the leading position for increased stability.
- Twelve-inch composite wheels with pneumatic tires come standard on the Spree XT based on customer requests.



Newly designed adjustable angle head tube.



Newly designed adjustable angle footplate provides a positive lock for dorsi or planar flexion.



Newly designed two-point adjustable angle footplate attachment provides for better durability.