

CONGRATULATIONS ON RECEIVING YOUR INVACARE® PLATINUM® MOBILE OXYGEN CONCENTRATOR with CONNECTIVITY.

USING IT WITH OUR NEW **PICCOLO O₂ APP** IS BOTH THE SMART AND EASY THING TO DO.

This smart and easy-to-use duo can **help you be confident** and **stay in control of your day** and the things you love to do. Downloading and using the App is not mandatory but is strongly recommended as it can help make things easier!



BY CONNECTING TO YOUR CONCENTRATOR, THE APP:

- Shows you the Platinum Mobile Oxygen Concentrator's actual time remaining in hours and minutes to help you GO your way.
- Replicates the Platinum Mobile Oxygen Concentrator's display on your phone, so you can enjoy being out with friends while your POC is discreetly tucked out of sight.
- Provides resources like user guides so important information you need is at your fingertips.
- Connects your provider to information about the performance of the Platinum Mobile Oxygen Concentrator so they are able to remotely provide device help and support when needed.

THE FUTURE OF OXYGEN IS HERE



Breathe Smart.
Breathe Easy.

QUICK START GUIDE

Piccolo O₂ App for iOS and Android*

TO GET STARTED YOU WILL NEED

1. An Apple® or Android* smartphone or tablet.
2. The **registration link** in an e-mail from your oxygen equipment provider.
3. Your Platinum Mobile Oxygen Concentrator, must be connected to an external power source or hold a sufficient level of battery charge.

**Android app available in November 2017*



1




Create Password

You should have been registered by your oxygen provider and received a link to create your password in your email account. Log on to your email account, access the email from your provider and click on the link to enter the information requested.

Please contact your oxygen provider if you have not registered or received a link to create your password.

2

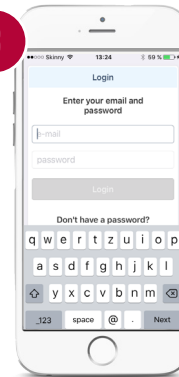


Download Piccolo O₂ App

Download the Piccolo O₂ App from iTunes® (iOS) or Google Play (Android*), and then enable Bluetooth (under settings) on your smartphone.

Start the **Piccolo O₂ App**.

3



Login to the Piccolo O₂ App

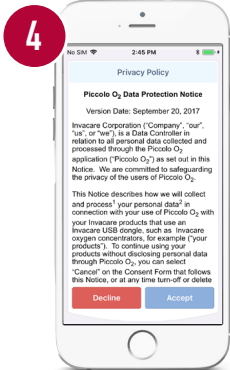
Enter your email and password and tap on the **Login** button

Please contact your oxygen provider if you have not registered or received a link to create your password.

GO YOUR WAY

BE CONFIDENT

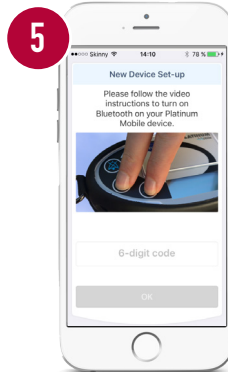
STAY IN CONTROL



4 Read and Agree to the Privacy Policy

Please read through the Privacy Policy.

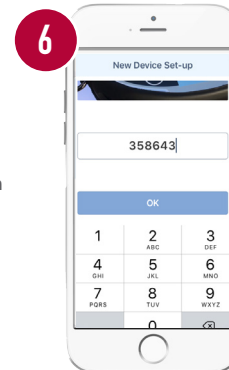
Tap **Accept** button to accept the Privacy Policy to proceed.



5 Get Connection Code

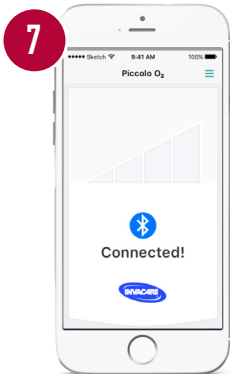
Switch on the Platinum Mobile Oxygen Concentrator. Press the **Display Backlight Button** and the **Flow Selection Button** simultaneously for more than 3 seconds.

You should now see a 6-digit code on your Platinum Mobile Oxygen Concentrator LCD.



6 Enter the Connection Code

Enter the 6-digit code on your Piccolo O₂ App and tap **OK** button.

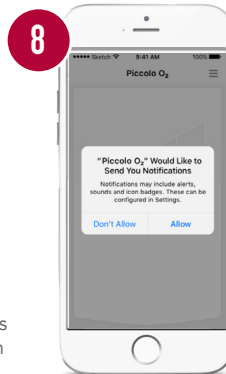


7 Wait for Connection

Your Piccolo O₂ App will now attempt to pair with your Platinum Mobile Oxygen Concentrator showing the **Bluetooth connecting** icon:



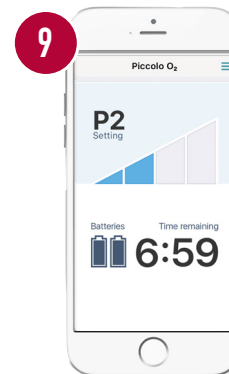
When it has connected to your Platinum Mobile Oxygen Concentrator it will display the Bluetooth icon. Your smartphone is now connected with your Platinum Mobile Oxygen Concentrator.



8 Allow Notifications

A prompt will display to request to **send notifications** to your smartphone for your Platinum Mobile Oxygen Concentrator.

Tap **Allow** to proceed to enable this feature.



9 Success!

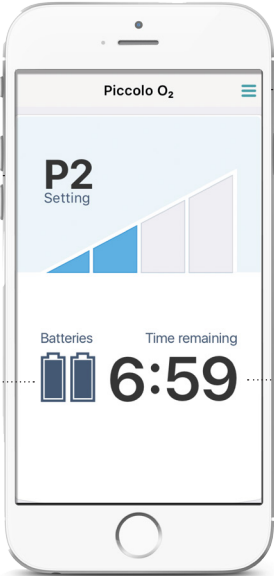
Set up is complete
You are ready to go!

GO YOUR WAY

BE CONFIDENT

STAY IN CONTROL

PICCOLO O₂ MOBILE APP INTERFACE GUIDE



1

PULSE DISPLAY
Shows the current pulse setting on your Platinum Mobile.

2

BATTERY LEVEL
Shows the number of batteries installed. The battery charge level is indicated on each battery.

FAILED TO CONNECT
Failed to Connect is shown if you are out of range from your Platinum Mobile Oxygen Concentrator.
The Platinum Mobile requires within 32 feet line of sight with your smartphone to operate.

GUIDES & RESOURCES

- QUICK ACCESS TO USER MANUAL
- HEALTH & LIFESTYLE COMMUNITY
- VIDEO RESOURCES

TIME REMAINING
The time indicates the battery time remaining in h:mm format. Changing the pulse setting will recalculate the battery time remaining.

LOW BATTERY WARNING
When your battery time remaining is lower than 30 minutes of operation, your Piccolo O₂ App will show a red screen with a battery warning.