


INVACARE®  
**WHEELCHAIR**  
ACCESSORIES

---



---

Invacare offers a full line of options and accessories to customize wheelchairs for every individual patient. From front riggings to positioning straps to frame colors, create your own custom solution to meet all of your mobility needs. See online price sheets for specific chair compatibility and additional available items.

---



**Front Riggings**  
1820: Front Rigging Non-removable Device



**Non-folding Device**  
1335: (14"-22" w)  
1335XL: (24"-30" w)



**Axles**  
1. 1577QR: Quick Release  
2. 9357SH: Super Low Amputee Attachment  
3. 9357L: Amputee Attachment  
4. OFFAXL: Off Axle



**Overhead Anti-Theft Device**  
1514



**Accessories**  
1. 1300: Utility Tray  
2. 1209: Tire Pump  
3. 1305L: Crutch & Cane Carrier  
4. 1100: Tool Kit  
5. 1571: Fabric Clothing Protectors



**Seat/Chest Positioning Straps**  
1. 1321BK/7321BK: Hook and Loop  
2. 1515: Auto Style Buckle  
3. 1311BK/7311BK: Airline Buckle



**Anti-Tippers**  
1. 9758: Rear Anti-Tippers  
2. 1360SH: Super Low Adjustable  
3. 1360A: Adjustable Rear Anti-Tippers  
4. 1360: Adjustable Rear Anti-Tippers  
5. 2226: Front Anti-Tippers



**IV/O2 Holders**  
1. 1497: O2 Holder Package Assembly  
2. 1496: IV/O2 Holder Package Assembly  
3. 2218: IV Rod, Telescopic  
4. 2219: IV Rod, Telescopic  
1322SXR: IV Rod and Bracket



**Upholstery**  
1. ImpactG: Impact Guards  
2. STC: Stencil Back Upholstery  
3. 1160: Seat Pouch  
4. BP-02: Backpack  
(shown in Large 16" and Small 14"-16")



**Upholstery**  
1. 9130: Solid Back Insert  
2. 9662L: Solid Seat Insert  
3. 9120: Solid Seat Insert  
4. 1608: Solid Back Insert



**Tires**

- 1. Urethane
  - 2. Urethane - High Profile
  - 3. Pneumatic - Flat-Free
- All tires available in 20", 22" and 24" sizes. Available on all chairs.



**Conventional Arms**

- 1. 18: Full-Length Fixed Height
- 2. 28: Desk-Length Fixed Height
- 3. 19: Full-Length Adjustable Height
- 4. 29: Desk-Length Adjustable Height

**9000 Topaz Arms (Not Shown)**

- T18: Full-Length Fixed Height
- T19: Full-Length Adjustable Height
- T28: Desk-Length Fixed Height
- T29: Desk-Length Adjustable Height

Available on Invacare® 9000 Topaz™ Wheelchair.



**Footrests**

- 1. T963A/C: 60° Elevating Footrest Aluminum/Composite
- 2. T93HA/C/S: Aluminum/Composite

**9000 Topaz Front Riggings (Not Shown)**

- TZ33A: Swingaway Footrest
- TZ34A: Swingaway Elevating Legrest



**Footrests**

- 1. SH93F: Superlow Extension Swingaway, Aluminum
- 2. H93M: Hemi Minimum Swingaway, Aluminum
- 3. H93E: Hemi Extension Swingaway, Aluminum
- 4. SH93ES: Super Low Extension Swingaway, Aluminum



**Footplates**

- 1. 1350: Extra Large Aluminum
- 2. AT5543: Adjustable Angle
- 3. C: Composite
- 4. A: Aluminum

**Straps (Not Shown)**

- 1346: Heel Loops
- 1345: Toe Loops
- 1600 BK: Heel Loops with

**Ankle Straps (Not Shown)**

- 9342: H Strap
- 1337: Calf Strap
- 1348: Legrest Panel



**Handrims**

- 1. CHDRM: Chrome-Plated
- 2. COM: Composite
- 3. AHDRM: Aluminum
- 4. 1512: Plastic Coated
- 5. 1225-8: 8 Aluminum Vertical Projection Handrim Plastic Coated
- 6. 1225-12: 12 Aluminum Vertical Projection Handrim Plastic Coated
- 7. 1224-8: 8 Aluminum Oblique Projection Handrim Plastic Coated



**Lightweight Space Saver Arms**

- 1. 79: Full-Length Adjustable Height
- 2. 78: Full-Length Fixed Height
- 3. 89: Desk-Length Adjustable Height
- 4. 88: Desk-Length Fixed Height



**Wheel Locks**

- 1. 9697R: Pull to Lock Hill Holder
- 2. 9695: Hill Holder
- 3. A1567: Pull to Lock clamp-on
- 4. 1721: High Push to Lock clamp
- 5. 1329BK: Toggle Wheel Lock Extension

**Not Shown**

- 9690: Pull to Lock – 9000 XDT
- 9691: Push to Lock (Hemi)



**Legrests**





















- 1. AHS4A: Invacare® Hemi Smartleg® Articulating Legrest, Aluminum
- 2. T94HA/C: Hemi Elevating Legrest Aluminum/Composite
- 3. SH904MS: Superlow Elevating Legrest, Aluminum
- 4. AHL4A/C: Hemi Articulating Legrest, Aluminum/Composite



**Casters**

- 1. 1292: 8"x1.25" Pneumatic
- 2. AT903: 8"x1.25" Composite Urethane
- 3. 1255: 8"x1" Solid Rubber
- 4. AT902: 6" Composite Urethane, 3 Spoke
- 5. 1252: 8"x1.25" Pneumatic
- 6. 1228: 8"x2" Semi-Pneumatic
- 7. 1687: 6"x1" Dark grey comp. Urethane
- 8. 1259: 6"x2" Semi-Pneumatic
- 9. 1290: 8"x1" Solid Rubber, Charcoal
- 10. 4252: 8"x1.25" Pneumatic with flat-fee inserts
- 11. 1492: 8"x1.25" Pneumatic with flat-fee inserts

For upholstery and frame color availability, please refer to the corresponding wheelchair price list at [www.invacare.com/homecare](http://www.invacare.com/homecare)

									
Frame Colors	24P Wet Black	88P-Black w/ Twilight Sparkle	17P-Cobalt Blue	22P-Anthracite	62P-Electric Blue	71P- Silver Vein	104P-Electric Teal	105P-Midnight Blue	61P-Electric Red
									
	30P-Sunny Yellow	66P-Electric Purple	08P-Deep Purple	83P-Royal Blue w/ Grape	33P-Red	84P-Lavender			
									
Upholstery Colors	U86- Ruby Vinyl	U550-Midnight Blue Vinyl	U67- Black Vinyl	U245-Black Sailcloth	U240-Black Nylon				

**Invacare® Folding Ramps** offer an ideal solution for manual and power wheelchairs, as well as scooters.

**Features**


Sturdy and dependable 600 lb. weight capacity

Ideal for manual or power wheelchairs and 3- or 4-wheel scooters

Convenient carrying handle is standard on all ramps

Stocked in Invacare’s warehouse  
Heavy-duty industrial Velcro® strap ensures ramp security during transportation

Transports and stores like a suitcase  
High-traction tape on the surface is long-lasting and maintenance-free



**Invacare Corporation**  
[www.invacare.com](http://www.invacare.com)

**USA**  
One Invacare Way  
Elyria, Ohio  
44035-4190  
(800) 333-6900

**Canada**  
570 Matheson Blvd. E.,  
Unit 8  
Mississauga, Ontario  
L4Z 4G4 Canada  
(800) 668-5324

Model #	Dimensions	Weight	Weight Capacity	Limited Warranty
ICR630 Multifold	6' L x 30" W 40.625" L x 16" W x 8.5" D Folded	28 lb.	600 lb.	1 Year
ICR330 Single Fold	3' L x 30" W 36" L x 16" W x 4" D Folded	14 lb.	600 lb.	1 Year

**Invacare® CLD (Cyclical Lever Drive)** provides users with the ability to self-propel themselves with one arm, enabling an active, mobile and independent lifestyle. With its front caster steering mechanism, simple rowing motion design and adjustability in height and stroke length, the Invacare CLD is an easy to use one-arm drive.

There are no service requirements for the CLD mechanism, although service requirements for the wheelchair apply. Kits available for provider installation. Right- or left-handed configuration. Provider installed kits for Invacare® 9000 XT, 9000 SL and Patriot™ wheelchairs. See 9000 XT price list (95-66) for availability. These are not compatible with U2222 rear wheel and the 9000 SL wheelchair also requires space saver arms.



Model #	Width Added To Chair	Height Adjustments	Stroke Length	Installation	Weight	Weight Capacity	Limited Warranty
CLD	1.5"	15"-18"	15"-16"	Left or Right Hand	9.1 lb.	250 lb.	2 Years

©2012  
Invacare Corporation.  
All rights reserved.  
Trademarks are identified by the symbols™ and®.  
All trademarks are owned by or licensed to Invacare Corporation unless otherwise noted. Velcro is a registered trademark of Velcro Industries B.V. Specifications are subject to change without notification.  
Form No. 11-232  
111250

